

---

# ACCELERATING TRAINING AND INFERENCE OF GRAPH NEURAL NETWORKS WITH FAST SAMPLING AND PIPELINING

---

Tim Kaler<sup>\*12</sup> Nickolas Stathas<sup>\*12</sup> Anne Ouyang<sup>\*123</sup> Alexandros-Stavros Iliopoulos<sup>12</sup> Tao B. Schardl<sup>12</sup>  
Charles E. Leiserson<sup>12</sup> Jie Chen<sup>23</sup>

## ABSTRACT

Improving the training and inference performance of graph neural networks (GNNs) is faced with a challenge uncommon in general neural networks: creating mini-batches requires a lot of computation and data movement due to the exponential growth of multi-hop graph neighborhoods along network layers. Such a unique challenge gives rise to a diverse set of system design choices. We argue in favor of performing mini-batch training with neighborhood sampling in a distributed multi-GPU environment, under which we identify major performance bottlenecks hitherto under-explored by developers: mini-batch preparation and transfer. We present a sequence of improvements to mitigate these bottlenecks, including a performance-engineered neighborhood sampler, a shared-memory parallelization strategy, and the pipelining of batch transfer with GPU computation. We also conduct an empirical analysis that supports the use of sampling for inference, showing that test accuracies are not materially compromised. Such an observation unifies training and inference, simplifying model implementation. We report comprehensive experimental results with several benchmark data sets and GNN architectures, including a demonstration that, for the ogbn-papers100M data set, our system SALIENT achieves a speedup of  $3\times$  over a standard PyTorch-Geometric implementation with a single GPU and a further  $8\times$  parallel speedup with 16 GPUs. Therein, training a 3-layer GraphSAGE model with sampling fanout (15, 10, 5) takes 2.0 seconds per epoch and inference with fanout (20, 20, 20) takes 2.4 seconds, attaining test accuracy 64.58%.

## 1 INTRODUCTION

Graph neural networks (GNNs) have emerged as an important class of methods for leveraging graph structures in machine learning (Li et al., 2016; Kipf & Welling, 2017; Hamilton et al., 2017; Veličković et al., 2018; Xu et al., 2019; Morris et al., 2019). The graph structure encodes dependencies in data representations across layers of the GNN, injecting an effective relational inductive bias into the neural network design. GNNs have been shown to be successful in (semi-)supervised, unsupervised, self-supervised, and reinforcement learning (Kipf & Welling, 2017; Hu et al., 2020b; Ma & Chen, 2021; Mirhoseini et al., 2021) and have been applied in a number of domains including commerce, finance, traffic, energy, and pharmacology (Gilmer et al., 2017; Li et al., 2018; Ying et al., 2018; Weber et al., 2019; Shang et al., 2021). As graph sizes continue to grow rapidly, there is a pressing need for efficient training and inference to facilitate further study and deployment of GNNs.

One unique challenge to GNNs is the exponential increase of neighborhood size with respect to the number of network

layers (i.e., hops along the input graph) (Chen et al., 2018). In a typical neural-network training scenario with stochastic gradient descent methods, e.g., Adam (Kingma & Ba, 2015), computations are organized around mini-batches: a mini-batch of training data is fed to the network to calculate the corresponding loss and gradient, which is then used to update the model parameters. Similarly, for inference, input data are processed in successive mini-batches. In GNNs, where the representation of a data point (i.e., graph node) depends on those of its neighbors, processing a mini-batch may lead to a prohibitively large expanded neighborhood. Apart from the computational cost this incurs, the features and intermediate representations of nodes in the expanded neighborhood also consume substantial memory. When using accelerators such as GPUs, the neighborhood data size can in fact exceed the accelerator memory capacity. To mitigate this issue, neighborhood sampling is a popular remedy, sometimes even a necessary rescue (Hamilton et al., 2017; Chen et al., 2018; Ying et al., 2018; Zou et al., 2019; Zeng et al., 2020; Ramezani et al., 2020; Dong et al., 2021).

In this work, we focus on GNNs with neighborhood sampling on GPUs and identify batch preparation and transfer as major bottlenecks in commonly used GNN frameworks, e.g., PyTorch-Geometric (PyG) (Fey & Lenssen, 2019) and

<sup>\*</sup>Equal contribution <sup>1</sup>MIT CSAIL <sup>2</sup>MIT-IBM Watson AI Lab <sup>3</sup>IBM Research. Correspondence to: Jie Chen <chen-jie@us.ibm.com>.

the Deep Graph Library (DGL) (Wang et al., 2019). Batch preparation entails expanding the sampled neighborhood for a mini-batch of nodes and slicing out the feature vectors of all involved nodes. The corresponding subgraph and feature vectors must then be transferred to the GPUs, since the entire graph and feature data are often too large to fit in GPU memory. Somewhat surprisingly, batch preparation and transfer take substantially longer than the core GNN training operations (loss, gradient, and model parameter computation). The latter are computed in the GPU and benefit from highly optimized libraries (e.g., BLAS (Lawson et al., 1979) and autograd (Paszke et al., 2017)). To fully reap their benefits and maintain high GPU utilization, the throughput of batch preparation and transfer needs to be increased substantially. Scaling up to use multiple GPUs makes the need for improvement even greater.

To resolve this challenge, this work presents three performance optimizations which are broadly applicable to current GNN architectures and frameworks. The first is a *fast neighborhood sampler*. We show a principled approach to exploring the space of applicable optimizations and identify settings which perform well across CPU architectures. The second is *shared-memory parallelization* for batch preparation to circumvent CPU utilization and memory bandwidth bottlenecks present in PyG and DGL. The third is *pipelined batch transfer and computation* to increase GPU utilization.

The effect of these optimizations is shown in Figure 1, which illustrates the timeline of mini-batch computations across CPU and GPU resources for a standard PyTorch workflow with and without the optimizations. The three optimizations respectively improve the CPU throughput of neighborhood sampling and expansion (green boxes in Figure 1); reduce slicing overhead (yellow boxes); and enable overlapped GPU transfers and computations (red and blue boxes). With a reasonably high CPU-to-GPU ratio, as is often the case in modern computing clusters, these optimizations almost eliminate GPU idle time, enabling fast training at a speed commensurate with that of the core training operations.

Additionally, this work studies inference. Although trade-offs among accuracy, speed, and memory requirements have been studied extensively for training, they are relatively under-studied for inference. We conduct an empirical analysis that indicates that neighborhood sampling in inference sacrifices prediction accuracy only marginally. This suggests that mini-batch inference with neighborhood sampling is a viable alternative to layer-wise inference with full neighborhoods, yielding accuracy comparable to the latter but with a much lower memory footprint. As an added advantage, model architecture code can be reused between training and inference, simplifying development.

Our system, SALIENT, addresses and alleviates bottlenecks in Sampling, slicing, and data movement. SALIENT’s

optimizations are all done over standard GNN code written in PyG, retaining the neural network module, the optimizer, and the distributed data-parallel (DDP) framework for training on multiple machines. This implementation minimizes adoption barriers for developers, who can persist with their familiar deep learning frameworks and focus on modeling and applications (e.g., experimenting with neural architectures), without being distracted by new modules and APIs.

We highlight the following contributions:

1. A careful analysis of GNN training codes operating on large graphs, identifying performance bottlenecks unique to GNNs in batch preparation and data transfer.
2. Design of an efficient batch preparation system called SALIENT that alleviates GNN training bottlenecks with broadly applicable optimizations to neighborhood sampling and GPU training workflows. We show that these improvements lead to near-optimal GPU utilization.
3. An implementation of SALIENT, whose compatibility with standard PyG code facilitates use by GNN researchers, developers, and practitioners.
4. An empirical study that suggests neighborhood sampling in inference need not sacrifice accuracy, while reducing memory usage and simplifying code development.
5. An evaluation of the end-to-end training performance of SALIENT on three benchmark data sets and four GNN architectures in both single- and multi-GPU settings. For the largest data set, ogbn-papers100M, with a 3-layer GraphSAGE model and sampling fanout (15, 10, 5), we show a training speedup of  $3\times$  over a standard PyG implementation run on one GPU and a further  $8\times$  speedup on 16 GPUs. Therein, training takes 2.0 seconds per epoch and inference with sampling fanout (20, 20, 20) takes 2.4 seconds, attaining test accuracy 64.58%.

## 2 BACKGROUND

### 2.1 Graph neural networks

The class of *message passing neural networks* (MPNNs) (Gilmer et al., 2017) encompasses a large number of GNNs. Let  $G = (V, E)$  be a graph with node set  $V$  and edge set  $E$ . Let  $X \in \mathbb{R}^{n \times f}$  be the feature matrix whose rows are node feature vectors (denoted by  $x_v \in \mathbb{R}^f$  for node  $v$ ). Let  $\ell = 1, \dots, L$  denote the layer index and  $\mathcal{N}(v) = \{u \mid (u, v) \in E\}$  denote the one-hop neighborhood of  $v$ . MPNNs are based on the following update rule:

$$h_v^\ell = \text{UPD}^\ell \left( h_v^{\ell-1}, \text{AGG}^\ell \left( \{h_u^{\ell-1} \mid u \in \mathcal{N}(v)\} \right) \right), \quad (1)$$

where  $h_v^\ell$  is the layer- $\ell$  representation of  $v$ ,  $\text{AGG}^\ell$  is a set aggregation function, and  $\text{UPD}^\ell$  is the update function. Initially,  $h_v^0 = x_v$ . After  $L$  layers of updates,  $h_v^L$  becomes the

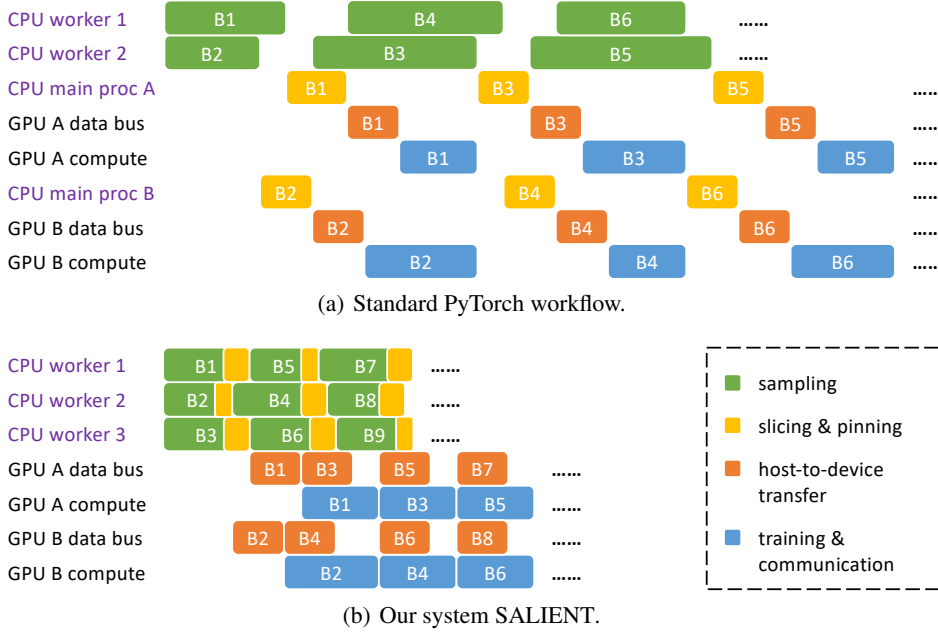


Figure 1. Illustration of mini-batch progress per training epoch: comparison between a standard PyTorch workflow and SALIENT, the optimized system detailed in this paper. The  $x$ -axis represents elapsed time. The “ $B_i$ ” blocks refer to operations with the  $i$ -th mini-batch; different operations with the same batch are distinguished by color. In modern computing clusters, the number of available CPU cores is often much greater than the number of GPUs, hence CPU workers may prepare batches in parallel to try and saturate the GPUs. With respect to Listing 1, green boxes correspond to lines 1–2, yellow boxes to lines 3–4, orange boxes to lines 5, and blue boxes to lines 6–8.

final representation. Overall,  $v$ ’s layer- $\ell$  representation  $h_v^\ell$  depends on the previous-layer representations of  $v$  and its neighbors.

GNNs differ in their design of the two functions in (1). For example, in GraphSAGE (Hamilton et al., 2017),  $\text{AGG}^\ell$  is a mean, LSTM, or pooling operator, and  $\text{UPD}^\ell$  concatenates the two arguments and applies a linear layer. In GIN (Xu et al., 2019),  $\text{AGG}^\ell$  is the sum of  $\{h_u^{\ell-1}\}$  and  $\text{UPD}^\ell$  is the sum of its arguments followed by an MLP. In GAT (Veličković et al., 2018),  $\text{AGG}^\ell$  is the identity and  $\text{UPD}^\ell$  computes  $h_v^\ell$  as a weighted combination of  $W^{\ell-1}h_u^{\ell-1}$  for all  $u \in \{v\} \cup \mathcal{N}_v$ , where the weights are attention coefficients and  $W^{\ell-1}$  is the parameter matrix of the layer.

## 2.2 Neighborhood sampling

From (1), one sees that computing  $v$ ’s representation requires recursively inquiring neighbors, which may incur a prohibitively large  $L$ -hop neighborhood; similarly for a mini-batch of nodes. Restricting the neighborhood size via sampling proves to be an effective training strategy for improving memory and time efficiency. Current sampling approaches generally fall under three categories: node-wise sampling, layer-wise sampling, and subgraph sampling.

Node-wise sampling approaches, including GraphSAGE (Hamilton et al., 2017) and PinSage (Ying et al., 2018), modify the neighborhood  $\mathcal{N}(v)$  in (1) by taking a random subset containing at most  $d$  neighbors, sampled without replacement. It is typical to specify a different sample size (called *fanout*),  $d^\ell$ , for each layer  $\ell$ . The fanout parameters serve as an upper bound on the effective degree

during neighborhood expansion.

Layer-wise sampling approaches collect the neighbors of all nodes in a mini-batch and then sample the entire neighborhood for the batch. Sampling proceeds recursively layer by layer. Representative methods are FastGCN (Chen et al., 2018) and LADIES (Zou et al., 2019). These approaches impose a nontrivial sampling distribution over the neighborhood and rescale the neighbor representations through dividing them by their respective sampling probability, to preserve unbiasedness before activation. Nonlinear activation functions will destroy unbiasedness anyway, but training convergence results can still be established based on asymptotic consistency (Chen & Luss, 2018).

Subgraph sampling approaches, such as Cluster-GCN (Chiang et al., 2019) and GraphSAINT (Zeng et al., 2020), sample a connected subgraph and compute mini-batch loss restricted to this subgraph.

There exist other types of sampling-related approaches as well. Authors of LazyGCN (Ramezani et al., 2020) study the promise of lowering sampling frequency and propose a “lazy” sampling schedule that is applicable to all of the above categories. Inspired by LazyGCN, authors of GNS (Dong et al., 2021) further propose caching a random but sufficiently large subgraph, from which node-wise sampling is performed for each training epoch.

## 2.3 GNN training systems

At the system level, due to the unique characteristics of GNNs, many efforts have been made to develop training systems scalable to large graphs, based on either mainstream

deep learning frameworks or more specialized systems.

Roc (Jia et al., 2020) and DeepGalois (Hoang et al., 2021) are examples of the latter, both of which perform full-batch training as opposed to mini-batch. NeuGraph (Ma et al., 2019) is based on TensorFlow (Abadi et al., 2015) and also performs full-batch training. On the other hand, DistDGL (Zheng et al., 2020), Zero-Copy (Min et al., 2021), and GNS (Dong et al., 2021) are based on PyTorch (Paszke et al., 2019) and the DGL module and all perform mini-batch training. In the referenced publications, the authors report results on multiple machines (CPUs only), single machines with multiple GPUs, or single machines with a single GPU. Our system, SALIENT, is based on PyTorch and the PyG module and performs mini-batch training. We demonstrate results on a single machine with a single GPU as well as multiple machines with multiple GPUs each.

### 3 PERFORMANCE CHARACTERISTICS OF NEIGHBORHOOD SAMPLING IN GNNs

This section summarizes our investigation into the performance bottlenecks in standard implementations of GNNs in PyTorch. Our findings underscore the gap between hardware capabilities and actualized performance and motivate the optimizations in SALIENT, which are detailed in Section 4.

For this performance study, we use as reference a standard 3-layer GraphSAGE architecture implemented in PyG, running on a 20-core Intel Xeon Gold 6248 CPU and a single NVIDIA Volta V100 GPU. At a high level, the baseline implementation for our study includes the following operations, with corresponding pseudocode in Listing 1:

1. **Batch preparation:** Sample a multi-hop neighborhood for a given mini-batch, and slice features and label tensors to obtain subtensors for nodes in the sampled neighborhood. (Lines 1–4)
2. **Data transfer:** Transfer the prepared batch (a sampled neighborhood and sliced tensors) to the GPU. (Line 5)
3. **GPU training:** Perform model evaluation, back propagation, and model update on the GPU. (Lines 6–8)

The baseline PyG code was written to be a good representation of a performance-tuned code using standard libraries. It includes the following conventional optimizations: (i) row-major representation of the feature matrix to improve CPU cache efficiency in slicing operations; (ii) CPU-to-GPU transfers via pinned memory to enable asynchronous transfer with direct memory access; and (iii) half-precision floating point for feature vectors in host memory to reduce bandwidth pressure in slicing and CPU-to-GPU data transfers (GPU training computations are still done in single precision). In our experiments, these optimizations yield a roughly  $2\times$  speedup per epoch over a naive PyG implementation of Listing 1 or about  $1.5\times$  over a reference DGL

```

1 ns = NeighborSampler(G, fanouts, batch_sz)
2 for Gs, ids in ns: # A sampled subgraph Gs
3   xs, ys = x[ids], y[ids[:batch_sz]] # Slice
4   batch = (xs, ys, Gs)
5   batch = batch.to(GPU) # Transfer to GPU
6   optimizer.zero_grad() # Train on GPU
7   loss_fn(model(batch), ys).backward()
8   optimizer.step()

```

Listing 1. Reference pseudocode for a standard PyTorch implementation of GNN training with neighbor sampling on graph  $G$  with node features  $x$  and labels  $y$ .

Table 1. Per-operation performance breakdown of the baseline PyG training code. Reported runtimes correspond to blocking or non-overlapped computations among the steps outlined in Listing 1. GNN: 3-layer GraphSAGE with fanouts (15,10,5), hidden-layer feature dimensionality 256, and mini-batch size 1024. Data sets are introduced in Section 6.

Data Set	Epoch		Batch Prep.		Transfer		Train (GPU)	
	time	time	time	%	time	%	time	%
arxiv	1.7s	1.0s	58%		0.3s	15%	0.5s	27%
products	8.6s	4.0s	46%		2.2s	26%	2.4s	28%
papers	50.4s	18.6s	37%		17.9s	35%	13.9s	28%

Table 2. Breakdown of an ogbn-products epoch batch preparation time for PyG and SALIENT with  $P$  threads on 20 cores. Note that for PyG *Both* column, sampling and slicing occur asynchronously, each using  $P$  threads (thus  $2P$  in total). SALIENT uses only  $P$  threads.

$P$	PyG			SALIENT		
	Sampling	Slicing	Both	Sampling	Slicing	Both
1	71.1s	7.6s	72.7s	28.3s	7.3s	35.6s
10	11.4s	1.6s	11.5s	3.3s	0.8s	4.1s
20	7.2s	1.2s	7.3s	1.9s	0.6s	2.5s

benchmark.<sup>1</sup> The resulting code, hereafter referred to simply as “PyG,” serves as the baseline for our performance evaluations and the starting point for SALIENT.

#### 3.1 Observed per-operation performance

We benchmarked the per-epoch runtime of the baseline PyG code by recording the time required to execute each operation summarized in Listing 1. Our benchmarks show that batch preparation and CPU-to-GPU data transfers severely bottleneck training performance. Table 1 provides a performance breakdown on three publicly available data sets: ogbn-arxiv, ogbn-products, and ogbn-papers100M (see Section 6 for details). The reported runtime for each operation is the amount of time spent on it from the perspective of the

<sup>1</sup>GitHub repo: [dglai/dgl-0.5-benchmark](https://github.com/dglai/dgl-0.5-benchmark).



main thread executing the Python code. In other words, we report the *blocking* time for each operation, which is lower than its individual runtime due to computation overlap (see Figure 1(a)). Across all three data sets, only about 28% of the time is spent on GPU training. Most of the time is spent preparing batches and transferring data to the GPU.

### 3.2 Performance analysis of batch preparation

Batch preparation comprises two steps: (a) neighborhood *sampling* to obtain the mini-batch induced subgraph, and (b) *slicing* the feature and label tensors to extract the parts that correspond to the sampled subgraph. Both steps are parallelized: sampling uses a PyTorch DataLoader and multiprocessing, and slicing uses multiple OpenMP threads in a single process. The relative performance of sampling and slicing is not easily obtained from per-line measurements, as sampling is performed asynchronously with the main execution thread. As such, we investigate the performance of sampling and slicing using separate targeted benchmarks.

Table 2 breaks down the performance of sampling and slicing on ogbn-products for PyG. Batch preparation time is dominated by the neighborhood sampling time, requiring 7.2 seconds with 20 worker processes. Slicing, by comparison, takes just 1.2 seconds when parallelized with 20 OpenMP threads using PyTorch’s parallel slicing code.

Even a conservative analysis of the performance breakdown in Tables 1 and 2 implies that neighborhood sampling is a substantial bottleneck in GNNs. For PyG to perform sampling at a pace that can keep a single GPU busy and hide sampling latency on ogbn-products, sampling throughput must be improved by at least  $3\times$ . When using multiple GPUs per machine, the required speedup is higher. Sections 4.1 and 4.2 discuss how SALIENT improves the performance of sampling and slicing to alleviate this bottleneck and achieve substantially higher batch preparation throughput, as previewed in the *SALIENT* columns of Table 2.

### 3.3 Data transfer performance

Data transfer from CPU to GPU is another bottleneck, accounting for 15–35% of the epoch time in the benchmarks of Table 1. Data transfer generally takes longer as expanded neighborhoods get larger, as seen with ogbn-papers100M, or as feature dimensionality increases.

There is potential to improve transfer time without also reducing the amount of transferred data any further. During a typical epoch with ogbn-papers100M, a total of 164GB are transferred from CPU to GPU. The peak DMA CPU-to-GPU transfer rate on our machine is 12.3GB/s. Per Table 1, the baseline implementation attains an effective data transfer rate of 9.2GB/s or about 75% of peak. One can achieve near-optimal data transfer rates with pipelining and the elimi-

ination of redundant round-trip communications. These optimizations are discussed in Section 4.3.

## 4 SALIENT

We propose SALIENT, a system for fast distributed data-parallel GNN training (and inference; see Section 5) using neighborhood sampling. SALIENT combines the following features to achieve high performance:

- a) an optimized implementation of neighborhood sampling and expansion;
- b) an efficient parallel batch preparation scheme;
- c) CPU-to-GPU data transfer optimizations that hide latency and saturate data bus bandwidth; and
- d) seamless compatibility with PyTorch’s DDP module to scale across multiple GPUs and machines.

Notably, SALIENT achieves the above without requiring disruptive changes to user-facing APIs. SALIENT provides a drop-in replacement for the NeighborSampler and slicing code presently used in PyG.

### 4.1 Fast neighborhood sampling

The base algorithm for node-wise sampling, implemented in the NeighborSampler module of PyG, is as follows. We are given an input graph  $G$ , a set of nodes  $V_b = \{v_1, \dots, v_k\}$  which define a mini-batch, and a fanout  $d$ . For each node  $v_i \in V_b$ , we sample  $d$  of its neighbors without replacement to get the sampled neighborhood  $\mathcal{N}_d(v_i)$ . The sampled neighborhoods are typically organized into a bipartite graph with source nodes  $\bigcup_i \mathcal{N}_d(v_i)$  and destination nodes  $V_b$ . For multi-hop neighborhoods, the process is repeated for each source node, yielding a sequence of bipartite graphs. Together, these comprise a *message-flow graph* (MFG) for the mini-batch of nodes in  $V_b$ .

This simple algorithm for neighborhood sampling admits a variety of design and implementation choices, which may have a dramatic impact on performance. Among the most impactful ones are: a data structure for global-to-local node ID mapping between the input graph and sampled MFG; a set data structure to support neighbor sampling without replacement; and fusing the operations of sampling and MFG construction. Overall, the space of possible design choices and optimizations is too large to explore manually. We designed a parameterized implementation of sampled MFG generation to systematically explore this optimization space and identify the ones that yield high performance across compute architectures.

This exploration was done using a microbenchmark which executed the parameterized code on a reference hop-by-hop trace of the nodes which made up a sampled MFG for a mini-batch of nodes in ogbn-products. To mitigate sampling vari-

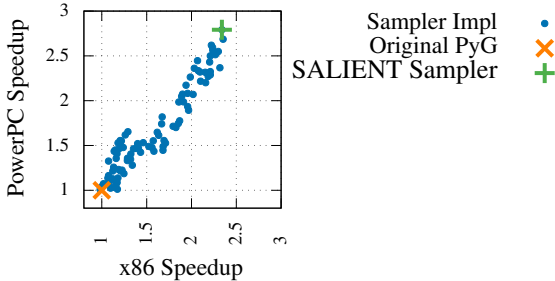


Figure 2. Exhaustive exploration of optimization parameters.

ability, we benchmark each individual hop of the reference trace instead of an end-to-end execution. Figure 2 shows the performance, relative to the PyG NeighborSampler implementation, of 96 instantiations of the parameterized code on two CPU architectures (x86 and PowerPC).

Analyzing the results shows that the most impactful changes, relative to the baseline PyG code, are related to data structures. Changing the C++ STL hash map and hash set to a flat swiss-table implementation (Benzaquen et al., 2018) yields a  $2\times$  speedup. Using an array instead of a hash table for the set provides a further 17% improvement. Despite its linear search complexity, the array set benefits from cache locality. As Table 2 shows, the SALIENT implementation of neighborhood sampling is  $2.5\times$  faster than that of PyG.

## 4.2 Shared-memory parallel batch preparation

SALIENT parallelizes batch preparation through the use of shared-memory multithreading. Shared-memory parallelization has several key advantages over PyTorch’s multiprocessing, including lower synchronization overheads and, critically, the ability to perform zero-copy communication with the main training process.

To parallelize batch preparation across mini-batches, SALIENT uses C++ threads which prepare batches end-to-end, each performing sampling and slicing sequentially. Since these threads run C++ code, they are not affected by Python’s global interpreter lock. By using a serial tensor-slicing code, which is otherwise parallelized in PyTorch by default, SALIENT improves cache locality and avoids contention between threads. Threads balance load dynamically via a lock-free input queue that contains the destination nodes for each mini-batch. We find that dynamic load balancing generally performs better than static partitioning schemes such as those in the PyTorch DataLoader due to the variation in final neighborhood size across mini-batches.

A particularly impactful optimization enabled by shared-memory parallelization is the ability to perform slicing while the main process is blocked on GPU training. A batch preparation thread writes sliced tensors directly into pinned memory accessible by the main process. By comparison,

Table 3. Impact of SALIENT optimizations on per-epoch runtime.

Optimization	Per-Epoch Runtime		
	arxiv	products	papers
None (PyG)	1.7s	8.6s	50.4s
+ Fast sampling	0.7s	5.3s	34.6s
+ Shared-memory batch prep.	0.6s	4.2s	27.8s
+ Pipelined data transfers	0.5s	2.8s	16.5s

slicing in PyTorch multiprocessing workers would require copying the sliced data from the worker process to the main process via POSIX shared memory, effectively halving the observed memory bandwidth and inhibiting parallel scaling.

## 4.3 Data transfer pipelining

Data transfers account for 15–35% of per-epoch time as shown in Table 1. To mitigate this bottleneck, SALIENT employs two optimizations to minimize data transfer latency and overlap data transfer with GPU computation.

As discussed in Section 3.3, data transfers for PyG on ogbn-papers100M are only 75% efficient. Detailed profiling reveals redundant CPU-GPU round trips which create idle time between data transfers of the MFG edges. These round trips are attributed to assertions in PyG’s sparse tensor library that check the validity of the sparse adjacency matrix after it is transferred. These blocking assertions are unnecessary for data transfers, since they have already been performed when the sparse tensor was constructed on the CPU. Adding an option to skip assertions in such circumstances allows us to achieve 99% of peak data transfer throughput.

SALIENT further increases GPU utilization by overlapping data transfers with GPU training computations. Specifically, SALIENT uses separate GPU streams for computation and data transfer, synchronizing those streams to ensure a training iteration begins after the necessary data is transferred. With SALIENT’s optimizations to improve the throughput of batch preparation and transfer, these operations generally take less time than the GPU training computations. Consequently, overlapping transfers with GPU computations nearly eliminates latency outside the GPU computations.

## 4.4 Summary

Our design decisions in SALIENT are informed by a careful analysis of existing bottlenecks in standard workflows. We find that it is possible to get a highly efficient system with targeted optimizations in neighborhood sampling, shared-memory parallelization for slicing directly into pinned memory, and pipelining data transfer and GPU computations. Figure 1(b) illustrates the timeline of GNN training with SALIENT and contrasts it to that of a standard PyTorch workflow (Figure 1(a)). Table 3 quantifies this comparison,

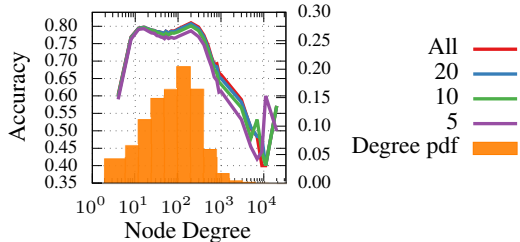


Figure 3. Test accuracy and node count versus node degree. Data set: ogbn-products; GNN: GraphSAGE. Legend: “all” indicates full neighborhood (non-sampling); number indicates sampling fanout for each layer.

listing the incremental impact of each optimization category. These optimizations do not require fundamental changes to the basic workflow structure and are orthogonal to other improvements in the training process itself.

## 5 INFERENCE WITH SAMPLING

While neighborhood sampling is extensively used for training, it is unclear if this approach compromises prediction accuracy in inference. Note that these two phases are rather different in nature. The goal of training is to optimize a loss function and identify model parameters, whereas the goal of inference is to predict labels for the test-set nodes. In deep learning, de facto choices of optimizers are stochastic gradient methods, where the loss function and the prediction need not be accurately evaluated in every gradient step to achieve convergence; e.g., the mini-batch gradient is only an estimator of, but is not exactly, the loss gradient. As long as sampling is done sufficiently many times, the average will converge to the probability expectation. Sampling in inference, however, is one-shot and the sample average may be rather different from the mean. Will sampling produce predictions as accurate as the case of non-sampling?

Theoretical analysis is beyond our scope, but we investigate empirical data. As a typical example, Figure 3 shows the degree distribution of the test set of ogbn-products overlaid with the prediction accuracy distribution obtained by using a 3-layer GraphSAGE architecture. One observes that when the full neighborhood is used, high-degree nodes tend to be predicted less accurately, but such nodes are few in the test set. In other words, it suffices to maintain the prediction quality of the low-degree nodes to achieve a comparable overall accuracy. Moreover, the figure clearly shows that a small sampling fanout already approximates well the left half of the accuracy distribution. As the fanout increases, the right half is approximated increasingly well, too.

For this reason, we apply neighborhood sampling to inference as well. It enjoys several advantages. First, it allows reusing the model architecture code and a majority of the mini-batch training code. Second, it reduces memory con-

Table 4. Summary of data sets.

Data Set	#Nodes	#Edges	#Feat.	Train. / Val. / Test
arxiv	169K	1.2M	128	91K / 30K / 48K
products	2.4M	62M	100	197K / 39K / 2.2M
papers	111M	1.6B	128	1.2M / 125K / 214K

sumption. Because of the explosive size of multi-hop neighborhoods, a mini-batch is unlikely to fit in GPU memory without sampling. Then, inference must be conducted alternatively by evaluating the network layer by layer and storing layer-wise results in host memory. For some model architectures (e.g., dense connections), all layer results must be stored, demanding multiple times more storage. Finally, as opposed to the layer-by-layer approach, mini-batch inference can trivially be run on a select subset of nodes and can be executed in a distributed data parallel context.

## 6 EVALUATION

We conduct a comprehensive set of experiments to evaluate the performance of SALIENT and demonstrate substantial improvement over a baseline performance-engineered PyG implementation. All experiments are conducted on a cluster of compute nodes in a 10GigE network, each equipped with two 20-core Intel Xeon Gold 6248 CPUs, 384GB DRAM, and two NVIDIA V100 GPUs (32GB RAM). The benchmarking is based on PyTorch 1.8.1 and PyG 1.7.0. The C++ code for batch preparation is compiled with GCC 7.5.0 and optimization flags `-O3 -march=native`.

**Data sets.** We evaluate on three standard benchmark data sets: ogbn-arxiv, ogbn-products, and ogbn-papers100M (Hu et al., 2020a). The graph and training set in these data sets vary in size, with ogbn-papers100M being one of the largest open benchmarks at the time of this work. See Table 4 for detailed information. All graphs were made undirected (if originally not) as is common practice.

**GNN architectures.** We experiment with a variety of architectures to demonstrate the wide applicability of SALIENT: GraphSAGE (Hamilton et al., 2017), GAT (Veličković et al., 2018), GIN (Xu et al., 2019), and GraphSAGE-RI. The latter adds residual connections to GraphSAGE and employs an Inception-like structure for final prediction.<sup>2</sup> Details for each GNN architecture are given in the appendix. Table 5 lists key hyperparameters that impact training time and accuracy. All experimental results for ogbn-papers100M, except for Figure 6, are obtained with GraphSAGE.

**Single-GPU improvement over PyG.** We first compare the performance of SALIENT and PyG on a single GPU.

<sup>2</sup>This architecture is similar to that in the GitHub repo [mengyangniu/ogbn-papers100m-sage](https://github.com/mengyangniu/ogbn-papers100m-sage).

Table 5. GNN hyperparameters for our experiments. Fanout is for training. For inference fanout, see Table 6. Batch size is per GPU.

Data Set	GNN	#Layers	Hidden	Fanout	Batch
arxiv	SAGE	3	256	(15, 10, 5)	1024
products	SAGE	3	256	(15, 10, 5)	1024
papers	SAGE	3	256	(15, 10, 5)	1024
papers	GAT	3	256	(15, 10, 5)	1024
papers	GIN	3	256	(20, 20, 20)	1024
papers	SAGE-RI	3	1024	(12, 12, 12)	1024

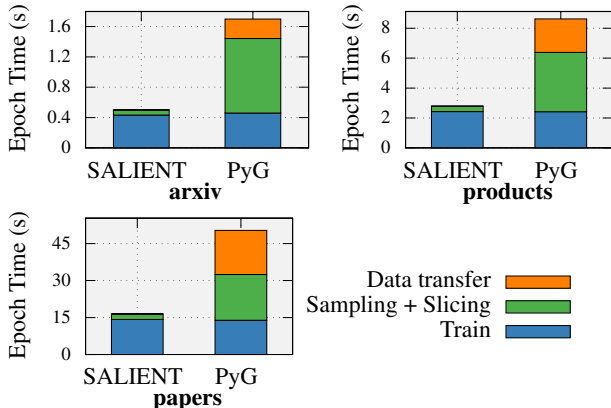


Figure 4. Performance improvement of SALIENT over standard PyG workflow. Timing measurements on one machine with one GPU. GNN: GraphSAGE with fanout (15, 10, 5).

Figure 4 suggests a  $3\times$  to  $3.4\times$  speedup across data sets, owing to the diminishing percentage of time blocked on sampling and data transfer. SALIENT’s optimizations improve the overall efficiency of these stages, and its pipelined design results in the overall per-epoch runtime being nearly equal to the GPU compute time for training.

**Multi-GPU scaling.** We now scale the training to multiple GPUs. A maximum of 16 GPUs are used, spanning eight machines. The effective batch size is proportional to the number of GPUs. SALIENT straightforwardly applies the PyTorch DDP module and performs distributed communications with the NCCL backend. Figure 5 shows generally good scaling in the distributed setting. Larger data sets, such as ogbn-papers100M, tend to see greater parallel speedup due to having higher computational density and larger training sets. As such, bigger graphs amortize the latency of starting an epoch (e.g., the time to prepare the first sets of mini-batches) over a greater amount of work per GPU. The sampled neighborhoods of batches also tend to be larger for bigger and well-connected graphs, which increases the amount of GPU computations per mini-batch and better shadows communication and synchronization overheads. With 16 GPUs, the speedup ranges from  $4.45\times$  to  $8.05\times$ .

**Neighborhood sampling for inference.** We investigate the

Table 6. Test accuracy under various neighborhood fanouts for inference. GNN: GraphSAGE with training fanout (15, 10, 5). For ogbn-papers100M, the “fanout: all” case runs out of memory and we report the result with fanout (100, 100, 100) instead.

Data Set	Accuracy			
	fanout: all	(20, 20, 20)	(10, 10, 10)	(5, 5, 5)
arxiv	.7074 $\pm$ .005	.7054 $\pm$ .005	.6980 $\pm$ .005	.6849 $\pm$ .004
products	.7749 $\pm$ .004	.7755 $\pm$ .003	.7708 $\pm$ .003	.7558 $\pm$ .003
papers	.6491 $\pm$ .005*	.6458 $\pm$ .004	.6379 $\pm$ .004	.6163 $\pm$ .005

effectiveness of applying neighborhood sampling for inference. Table 6 lists the test accuracies for all data sets either using either full or sampled neighborhoods. Each accuracy result is obtained through five repetitions of training and inference. Full-neighborhood inference uses layer-wise computation and stores intermediate layer results in host memory. One observes that for the ogbn-arxiv and ogbn-products data sets, a fanout of 20 for each layer is sufficient to match full-neighborhood accuracy. For ogbn-papers100M, layer-wise inference with full neighborhood runs out of memory. Hence, we report the accuracy with fanout 100 instead. We see that the accuracy has been saturated and conclude that fanout 20 is sufficient for this data set as well.

**Performance of varying GNNs.** A feature of SALIENT is that the GNN architecture implementation is independent of performance engineering in batch preparation and transfer. Hence, a PyG developer can keep using exactly the same API to design and tune GNNs. This feature brings in the benefit of fast prototyping for an application. We experiment with a number of architectures and report the training time (with 16 GPUs) and test accuracy for the largest data set ogbn-papers100M in Figure 6.

Several observations follow. First, the training time for different architectures varies significantly, affected by multiple factors such as the complexity of the architecture and the choice of hyperparameters. Second, speedup over PyG also varies significantly. Computation density (relative to data transfer and communication) is highest for GraphSAGE-RI, medium for GAT and GIN, and lowest for GraphSAGE. GraphSAGE enjoys the greatest improvement (approximately  $2.3\times$ ) due to our performance engineering on sampling and transfer, while GraphSAGE-RI and GAT have the least improvement, which however is still over  $1.4\times$ . Third, architectures achieve different accuracies. With only moderate tuning, GraphSAGE-RI performs noticeably better than the other three. These accuracy numbers are on par with those appearing in the literature or public GitHub repos.



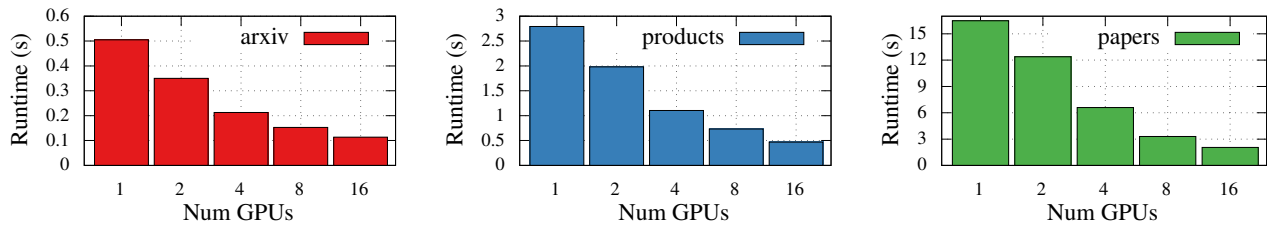


Figure 5. Epoch time when scaling to multiple GPUs with proportionately scaled batch size using the SAGE architecture from Table 5.

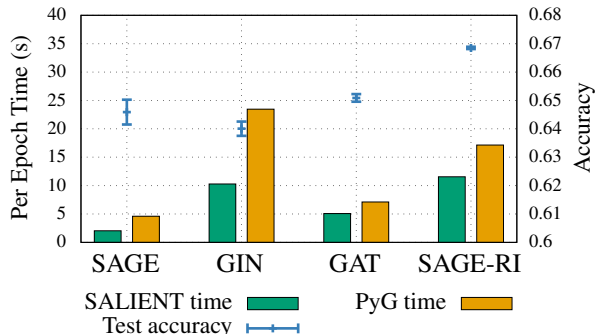


Figure 6. Per epoch training time and test accuracy after 25 epochs for ogbn-papers100M on several GNN models, trained by using 16 GPUs. Test inference fanouts were (20, 20, 20) for SAGE, GIN, and GAT, and (100, 100, 100) for SAGE-RI.

## 7 COMPARISON WITH EXISTING SYSTEMS

It is important to put the results in Section 6 in perspective. Table 7 summarizes the reported performance of several representative systems. On the largest data set, ogbn-papers100M, our 2.0s per-epoch training time is orders of magnitude faster than that of the listed systems. This record, however, is achieved in an incomparable environment (differing in hardware, software framework, model architecture, or batching scheme) from those of existing systems. Since most referenced systems are not publicly available or readily usable, we note a few differentiating points.

We adopt mini-batch training, as opposed to full-batch training appearing in several prior systems. One reason is that the former converges faster and generalizes better (Bottou et al., 2018). On the system level, these two batching schemes have drastically different computation patterns and may suffer different bottlenecks.

SALIENT is built on PyTorch and PyG, a framework less used in system-oriented publications. We consider that PyG enjoys a large user base<sup>3</sup> and it benefits from a demonstration of improvement that encourages widespread attraction.

<sup>3</sup>At the time of this writing, [pyg-team/pytorch\\_geometric](https://github.com/pyg-team/pytorch_geometric) has 12.8K stars and 2.2K forks on GitHub, while [dmlc/dgl](https://github.com/dmlc/dgl) has 8.2K stars and 1.8K forks and [alibaba/euler](https://github.com/alibaba/euler) has 2.7K stars and 534 forks.

Meanwhile, it should be noted that SALIENT’s optimizations are general and can be applied to other frameworks.

We demonstrate experiments in a multi-machine, multi-GPU environment, with attractive speedup, using PyTorch’s DDP module for distributed training. Many of the systems summarized in Table 7 demonstrate no such experiments and/or are not readily extensible to such an environment.

## 8 CONCLUSIONS AND FUTURE WORK

In this work, we identify major bottlenecks in GNN training and inference—batch preparation and transfer—and propose three complementary improvements, namely optimized neighborhood sampling, shared-memory parallel sampling and slicing, and pipelined data transfers. We also find that neighborhood sampling impacts inference accuracy only minimally. We build our system SALIENT based on PyTorch and PyG and showcase that changing the GNN architecture can be easily done as usual, without interfering with the training/inference code.

We demonstrate that SALIENT achieves near-perfect overlap of batch preparation, transfer, and training computations. That is, the end-to-end training time per epoch is nearly equal to the time for the slowest of these components in isolation. The limiting factor for batch preparation is the number of CPU cores or the DRAM bandwidth; for data transfer it is the peak CPU-to-GPU memory bandwidth. As feature vector size increases, or with higher fanout, memory bandwidth may become insufficient. Then, one must avail of additional techniques such as GPU-based slicing (Min et al., 2021) or caching data on the GPU (Dong et al., 2021) to reduce the slicing or data transfer volume.

An additional avenue of future work is distributing the graph and node data in a distributed computing environment to accommodate processing even larger graphs. Graph partitioning (Karypis & Kumar, 1999) will inevitably be invoked, but the objective may consider not only edge cut and load balance but also the cost of multi-hop neighborhood sampling. Sampling approaches will need to be re-investigated in a distributed environment, to minimize communication.

Table 7. Representative GNN training systems and their performance on the largest graph reported in the literature for each system.

System	Framework	Batching	GNN	Machines	Data Set	Speed (s/epoch)	Acc. (%)
NeuGraph	TensorFlow	full-batch	GCN, $L = 2$	1 machine with 28 Intel cores, 512GB DRAM, 8 P100 GPUs	amazon: $ V  = 8.6M$ , $ E  = 231.6M$ , $f = 96$ (McAuley et al., 2015)	0.655 <sup>a</sup>	N/A
Roc	FlexFlow, Lux	full-batch	GCN	4 machines, each has 20 x86 cores, 256GB DRAM, 4 P100 GPUs; 100Gbps InfiniBand	amazon: $ V  = 9.4M$ , $ E  = 231.6M$ , $f = 300$ (He & McAuley, 2016)	0.526 <sup>b</sup>	N/A
DistDGL	PyTorch, DGL, METIS	mini-batch, size 2000, $d^\ell = (15, 10, 5)$	GraphSAGE, $L = 3$ , $f_{\text{hidden}} = 256$	16 EC2 instances, each has 96 vCPUs, 384GB DRAM; 100Gbps network	ogbn-papers100M: $ V  = 111M$ , $ E  = 1.6B$ , $f = 128$ (Hu et al., 2020a)	13 <sup>c</sup>	N/A
DeepGalois	Galois, GuSP, Gluon	full-batch	GraphSAGE, $L = 2$ , $f_{\text{hidden}} = 16$	32 machines, each has 48 x86 cores, 192GB DRAM; 100Gbps Omni-Path	same as above	70 <sup>d</sup>	N/A
Zero-Copy	PyTorch, DGL	mini-batch	GraphSAGE	1 machine with 24 AMD cores, 256GB DRAM, 2 RTX3090 GPUs	same as above	648 <sup>e</sup>	N/A
GNS	PyTorch, DGL	mini-batch, size 1000, $d^\ell = (\text{cache}, 15, 10)$	GraphSAGE, $L = 3$ , $f_{\text{hidden}} = 256$	1 EC2 instance with 32 CPU cores, 256GB DRAM, 1 T4 GPU	same as above	98.5 <sup>f</sup>	63.31 <sup>f</sup>
SALIENT	PyTorch, PyG, DDP	mini-batch, size 1024, $d_{\text{train}}^\ell = (15, 10, 5)$ , $d_{\text{infer}}^\ell = (20, 20, 20)$	GraphSAGE, $L = 3$ , $f_{\text{hidden}} = 256$	8 machines, each has $2 \times 20$ -core Intel CPUs, 384GB DRAM, 2 V100 GPUs; 10GigE network	same as above	Train: 2.0 Infer: 2.4s on test set	64.58 $\pm 0.40$

<sup>a</sup> Estimated as  $6.55/10$ , where 6.55 comes from the TF-SAGA section of Table 2 and 10 is estimated from Figure 17 of Ma et al. (2019).

<sup>b</sup> Estimated as  $1/1.9$ , where 1.9 is estimated from Figure 5 of Jia et al. (2020).

<sup>c</sup> Reported in Figure 8 of Zheng et al. (2020).

<sup>d</sup> Estimated from Figure 4 of Hoang et al. (2021). Note that the referenced article demonstrates that under the same full-batch setting, DeepGalois may be several times faster than DistDGL.

<sup>e</sup> Estimated from Figure 11 of Min et al. (2021).

<sup>f</sup> Reported in Table 3 of Dong et al. (2021).

## ACKNOWLEDGEMENTS

This work was conducted on the SuperCloud computing cluster <https://supercloud.mit.edu> and the Satori computing cluster <https://mit-satori.github.io>. This research was sponsored by MIT-IBM Watson AI Lab and in part by the United States Air Force Research Laboratory and the United States Air Force Artificial Intelligence Accelerator and was accomplished under Cooperative Agreement Number FA8750-19-2-1000. The views and conclusions contained in this document are those of the authors and should not be interpreted as representing the official policies, either expressed or implied, of the United States Air Force or the U.S. Government. The U.S. Government is authorized to reproduce and distribute reprints for Government purposes notwithstanding any copyright notation herein.

## REFERENCES

- Abadi, M., Agarwal, A., Barham, P., Brevdo, E., Chen, Z., Citro, C., Corrado, G. S., Davis, A., Dean, J., Devin, M., Ghemawat, S., Goodfellow, I., Harp, A., Irving, G., Isard, M., Jia, Y., Jozefowicz, R., Kaiser, L., Kudlur, M., Levenberg, J., Mané, D., Monga, R., Moore, S., Murray, D., Olah, C., Schuster, M., Shlens, J., Steiner, B., Sutskever, I., Talwar, K., Tucker, P., Vanhoucke, V., Vasudevan, V., Viégas, F., Vinyals, O., Warden, P., Wattenberg, M., Wicke, M., Yu, Y., and Zheng, X. TensorFlow: Large-scale machine learning on heterogeneous systems, 2015. <https://www.tensorflow.org/>.
- Benzaquen, S., Evlogimenos, A., Kulkunidis, M., and Pereplitsa, R. Swiss tables and absl:hash, Sep 2018. URL <https://abseil.io/blog/20180927-swisstable>.
- Bottou, L., Curtis, F. E., and Nocedal, J. Optimization methods for large-scale machine learning. *SIAM Rev.*, 60(2):223–311, 2018.
- Chen, J. and Luss, R. Stochastic gradient descent with biased but consistent gradient estimators. Preprint arXiv:1807.11880, 2018.
- Chen, J., Ma, T., and Xiao, C. FastGCN: Fast learning with graph convolutional networks via importance sampling. In *ICLR*, 2018.
- Chiang, W.-L., Liu, X., Si, S., Li, Y., Bengio, S., and Hsieh, C.-J. Cluster-GCN: An efficient algorithm for training deep and large graph convolutional networks. In *KDD*, 2019.
- Dong, J., Zheng, D., Yang, L. F., and Karypis, G. Global neighbor sampling for mixed CPU-GPU training on giant graphs. In *KDD*, 2021.
- Fey, M. and Lenssen, J. E. Fast graph representation learning with PyTorch Geometric. In *ICLR Workshop on Representation Learning on Graphs and Manifolds*, 2019.
- Gilmer, J., Schoenholz, S. S., Riley, P. F., Vinyals, O., and Dahl, G. E. Neural message passing for quantum chemistry. In *ICML*, 2017.
- Hamilton, W. L., Ying, R., and Leskovec, J. Inductive representation learning on large graphs. In *NIPS*, 2017.
- He, R. and McAuley, J. Ups and downs: Modeling the visual evolution of fashion trends with one-class collaborative filtering. In *WWW*, 2016.
- Hoang, L., Chen, X., Lee, H., Dathathri, R., Gill, G., and Pingali, K. Efficient distribution for deep learning on large graphs,. In *GNNsSys*, 2021.
- Hu, W., Fey, M., Zitnik, M., Dong, Y., Ren, H., Liu, B., Catasta, M., and Leskovec, J. Open graph benchmark: Datasets for machine learning on graphs. Preprint arXiv:2005.00687, 2020a.
- Hu, W., Liu, B., Gomes, J., Zitnik, M., Liang, P., Pande, V., and Leskovec, J. Strategies for pre-training graph neural networks. In *ICLR*, 2020b.
- Jia, Z., Lin, S., Gao, M., Zaharia, M., and Aiken, A. Improving the accuracy, scalability, and performance of graph neural networks with Roc. In *MLSys*, 2020.
- Karypis, G. and Kumar, V. A fast and high quality multilevel scheme for partitioning irregular graphs. *SIAM Journal on Scientific Computing*, 20(1):359–392, 1999.
- Kingma, D. P. and Ba, J. Adam: A method for stochastic optimization. In *ICLR*, 2015.
- Kipf, T. N. and Welling, M. Semi-supervised classification with graph convolutional networks. In *ICLR*, 2017.
- Lawson, C. L., Hanson, R. J., Kincaid, D., , and Krogh, F. T. Basic linear algebra subprograms for FORTRAN usage. *ACM Trans. Math. Soft.*, 5:308–323, 1979.
- Li, Y., Tarlow, D., Brockschmidt, M., and Zemel, R. Gated graph sequence neural networks. In *ICLR*, 2016.
- Li, Y., Yu, R., Shahabi, C., and Liu, Y. Diffusion convolutional recurrent neural network: Data-driven traffic forecasting. In *ICLR*, 2018.
- Ma, L., Yang, Z., Miao, Y., Xue, J., Wu, M., Zhou, L., and Dai, Y. NeuGraph: Parallel deep neural network computation on large graphs. In *USENIX ATC*, 2019.
- Ma, T. and Chen, J. Unsupervised learning of graph hierarchical abstractions with differentiable coarsening and optimal transport. In *AAAI*, 2021.

- McAuley, J., Targett, C., Shi, Q., and van den Hengel, A. Image-based recommendations on styles and substitutes. In *SIGIR*, 2015.
- Min, S. W., Wu, K., Huang, S., Hidayetoğlu, M., Xiong, J., Ebrahimi, E., Chen, D., and mei Hwu, W. Large graph convolutional network training with GPU-oriented data communication architecture. Preprint arXiv:2103.03330, 2021.
- Mirhoseini, A., Goldie, A., Yazgan, M., Jiang, J. W., Songhori, E., Wang, S., Lee, Y.-J., Johnson, E., Pathak, O., Nazi, A., Pak, J., Tong, A., Srinivasa, K., Hang, W., Tuncer, E., Le, Q. V., Laudon, J., Ho, R., Carpenter, R., and Dean, J. A graph placement methodology for fast chip design. *Nature*, 594:207–212, 2021.
- Morris, C., Ritzert, M., Fey, M., Hamilton, W. L., Lenssen, J. E., Rattan, G., and Grohe, M. Weisfeiler and Leman go neural: Higher-order graph neural networks. In *AAAI*, 2019.
- Paszke, A., Gross, S., Chintala, S., Chanan, G., Yang, E., DeVito, Z., Lin, Z., Desmaison, A., Antiga, L., and Lerer, A. Automatic differentiation in PyTorch. In *NIPS 2017 Autodiff Workshop*, 2017.
- Paszke, A., Gross, S., Massa, F., Lerer, A., Bradbury, J., Chanan, G., Killeen, T., Lin, Z., Gimelshein, N., Antiga, L., Desmaison, A., Kopf, A., Yang, E., DeVito, Z., Raison, M., Tejani, A., Chilamkurthy, S., Steiner, B., Fang, L., Bai, J., and Chintala, S. PyTorch: An imperative style, high-performance deep learning library. In *NIPS*, 2019.
- Ramezani, M., Cong, W., Mahdavi, M., Sivasubramaniam, A., and Kandemir, M. GCN meets GPU: Decoupling “when to sample” from “how to sample”. In *NeurIPS*, 2020.
- Shang, C., Chen, J., and Bi, J. Discrete graph structure learning for forecasting multiple time series. In *ICLR*, 2021.
- Veličković, P., Cucurull, G., Casanova, A., Romero, A., Liò, P., and Bengio, Y. Graph attention networks. In *ICLR*, 2018.
- Wang, M., Zheng, D., Ye, Z., Gan, Q., Li, M., Song, X., Zhou, J., Ma, C., Yu, L., Gai, Y., Xiao, T., He, T., Karypis, G., Li, J., and Zhang, Z. Deep graph library: A graph-centric, highly-performant package for graph neural networks. Preprint arXiv:1909.01315, 2019.
- Weber, M., Domeniconi, G., Chen, J., Weidele, D. K. I., Bellei, C., Robinson, T., and Leiserson, C. E. Anti-money laundering in Bitcoin: Experimenting with graph convolutional networks for financial forensics. In *KDD Workshop on Anomaly Detection in Finance*, 2019.
- Xu, K., Hu, W., Leskovec, J., and Jegelka, S. How powerful are graph neural networks? In *ICLR*, 2019.
- Ying, R., He, R., Chen, K., Eksombatchai, P., Hamilton, W. L., and Leskovec, J. Graph convolutional neural networks for web-scale recommender systems. In *KDD*, 2018.
- Zeng, H., Zhou, H., Srivastava, A., Kannan, R., and Prasanna, V. GraphSAINT: Graph sampling based inductive learning method. In *ICLR*, 2020.
- Zheng, D., Ma, C., Wang, M., Zhou, J., Su, Q., Song, X., Gan, Q., Zhang, Z., and Karypis, G. DistDGL: Distributed graph neural network training for billion-scale graphs. In *IA3*, 2020.
- Zou, D., Hu, Z., Wang, Y., Jiang, S., Sun, Y., and Gu, Q. Layer-dependent importance sampling for training deep and large graph convolutional networks. In *NeurIPS*, 2019.

## A ARCHITECTURES FOR EXPERIMENTS

See listings 1, 2, 3, and 4 for the model definitions written in PyG.



```

1 def __init__(self, in_channels, hidden_channels, out_channels, num_layers):
2     kwargs = dict(bias = False)
3     conv_layer = SAGEConv
4     super().__init__()
5     self.num_layers = num_layers
6     self.convs = torch.nn.ModuleList()
7     self.hidden_channels = hidden_channels
8
9     self.convs.append(conv_layer(in_channels, hidden_channels, **kwargs))
10    for _ in range(num_layers - 2):
11        self.convs.append(conv_layer(hidden_channels, hidden_channels, **kwargs))
12    self.convs.append(conv_layer(hidden_channels, hidden_channels, **kwargs))
13    self.reset_parameters()
14
15    def forward(self, x, adjs):
16        end_size = adjs[-1][-1][1]
17        for i, (edge_index, _, size) in enumerate(adjs):
18            x_target = x[:size[1]]
19            x = self.convs[i](x, x_target), edge_index)
20            if i != self.num_layers - 1:
21                x = F.relu(x)
22                x = F.dropout(x, p=0.5, training=self.training)
23    return torch.log_softmax(x, dim=-1)

```

Listing 1. GraphSAGE model definition.

```

1 def __init__(self, in_channels, hidden_channels, out_channels, num_layers):
2     kwargs = dict(bias = False, heads = 1)
3     conv_layer = GATConv
4     super().__init__()
5     self.num_layers = num_layers
6     self.convs = torch.nn.ModuleList()
7     self.hidden_channels = hidden_channels
8
9     self.convs.append(conv_layer(in_channels, hidden_channels, **kwargs))
10    for _ in range(num_layers - 2):
11        self.convs.append(conv_layer(hidden_channels, hidden_channels, **kwargs))
12    self.convs.append(conv_layer(hidden_channels, out_channels, **kwargs))
13    self.reset_parameters()
14
15    def forward(self, x, adjs):
16        for i, (edge_index, _, size) in enumerate(adjs):
17            x_target = x[:size[1]]
18            x = self.convs[i](x, x_target), edge_index)
19            if i != self.num_layers - 1:
20                x = F.relu(x)
21                x = F.dropout(x, p=0.5, training=self.training)
22    return torch.log_softmax(x, dim=-1)

```

Listing 2. GAT model definition.

```
1 def __init__(self, in_channels, hidden_channels, out_channels, num_layers):
2     kwargs = dict()
3     conv_layer = GINConv
4     super().__init__()
5     self.num_layers = num_layers
6     self.convs = torch.nn.ModuleList()
7     self.hidden_channels = hidden_channels
8
9     self.convs.append(GINConv(Sequential(Linear(in_channels, hidden_channels),
10                                         BatchNorm1d(hidden_channels), ReLU(),
11                                         Linear(hidden_channels, hidden_channels), ReLU()))))
12     for _ in range(num_layers - 2):
13         self.convs.append(GINConv(Sequential(Linear(hidden_channels, hidden_channels),
14                                             BatchNorm1d(hidden_channels), ReLU(),
15                                             Linear(hidden_channels, hidden_channels), ReLU()))))
16     self.convs.append(GINConv(Sequential(Linear(hidden_channels, hidden_channels),
17                                         BatchNorm1d(hidden_channels), ReLU(),
18                                         Linear(hidden_channels, hidden_channels), ReLU()))))
19     self.lin1 = Linear(hidden_channels, hidden_channels)
20     self.lin2 = Linear(hidden_channels, out_channels)
21     self.reset_parameters()
22
23 def forward(self, x, adjs):
24     end_size = adjs[-1][-1][1]
25     for i, (edge_index, _, size) in enumerate(adjs):
26         x_target = x[:size[1]]
27         x = self.convs[i]((x, x_target), edge_index)
28     x = self.lin1(x).relu()
29     x = F.dropout(x, p=0.5, training=self.training)
30     x = self.lin2(x)
31     return torch.log_softmax(x, dim=-1)
```

Listing 3. GIN model definition.

```
1 def __init__(self, in_channels, hidden_channels, out_channels, num_layers):
2     conv_layer = SAGEConv
3     kwargs = dict(bias = False)
4     super().__init__()
5     self.num_layers = num_layers
6     self.convs = torch.nn.ModuleList()
7     self.bns = torch.nn.ModuleList()
8     self.res_linears = torch.nn.ModuleList()
9     self.hidden_channels = hidden_channels
10
11     self.convs.append(conv_layer(in_channels, hidden_channels, **kwargs))
12     self.bns.append(torch.nn.BatchNorm1d(hidden_channels))
13     self.res_linears.append(torch.nn.Linear(in_channels, hidden_channels))
14     for _ in range(num_layers - 2):
15         self.convs.append(conv_layer(hidden_channels, hidden_channels, **kwargs))
16         self.bns.append(torch.nn.BatchNorm1d(hidden_channels))
17         self.res_linears.append(torch.nn.Identity())
18     self.convs.append(conv_layer(hidden_channels, hidden_channels, **kwargs))
19     self.bns.append(torch.nn.BatchNorm1d(hidden_channels))
20     self.res_linears.append(torch.nn.Identity())
21
22 def forward(self, _x, adjs):
23     collect = []
24     end_size = adjs[-1][-1][1]
25     x = F.dropout(_x, p=0.1, training=self.training)
26     collect.append(x[:end_size])
27     for i, (edge_index, _, size) in enumerate(adjs):
28         x_target = x[:size[1]]
29         x = self.convs[i]((F.dropout(x, p=0.1, training=self.training),
30                             F.dropout(x_target, p=0.1, training=self.training)), edge_index)
31         x = self.bns[i](x)
32         x = F.leaky_relu(x)
33         x = F.dropout(x, p=0.1, training=self.training)
34         collect.append(x[:end_size])
35         x += self.res_linears[i](x_target)
36     return torch.log_softmax(self.mlp(torch.cat(collect, -1)), dim=-1)
```

Listing 4. GragSAGE-RI model definition.