

STREAMULT: STREAMING MULTIMODAL TRANSFORMER FOR HETEROGENEOUS AND ARBITRARY LONG SEQUENTIAL DATA

Victor Pellegrain^{†*}, Myriam Tami^{*}, Michel Batteux[†], Céline Hudelot^{*}

[†] Institut de Recherche Technologique SystemX, 2 boulevard Thomas Gobert, 91120, Palaiseau, France

^{*} Université Paris-Saclay, CentraleSupélec, MICS, 91190, Gif-sur-Yvette, France

ABSTRACT

The increasing complexity of Industry 4.0 systems brings new challenges regarding predictive maintenance tasks such as fault detection and diagnosis. A corresponding and realistic setting includes multi-source data streams from different modalities, such as sensors measurements time series, machine images, textual maintenance reports, etc. These heterogeneous multimodal streams also differ in their acquisition frequency, may embed temporally unaligned information and can be arbitrarily long, depending on the considered system and task. Whereas multimodal fusion has been largely studied in a static setting, to the best of our knowledge, there exists no previous work considering arbitrarily long multimodal streams alongside with related tasks such as prediction across time. Thus, in this paper, we first formalize this paradigm of heterogeneous multimodal learning in a streaming setting as a new one. To tackle this challenge, we propose StreaMulT, a Streaming Multimodal Transformer relying on cross-modal attention and on a memory bank to process arbitrarily long input sequences at training time and run in a streaming way at inference. StreaMulT improves the state-of-the-art metrics on CMU-MOSEI dataset for Multimodal Sentiment Analysis task, while being able to deal with much longer inputs than other multimodal models. The conducted experiments eventually highlight the importance of the textual embedding layer, questioning recent improvements in Multimodal Sentiment Analysis benchmarks.

Index Terms— Multimodal learning, Streaming data, Transformer, Long-term dependencies

1. INTRODUCTION

The availability of massive amounts of data, coupled with recent machine learning breakthroughs offers great potential in numerous domains and particularly for the industry. More specifically, in Industry 4.0 era, one major challenge is to exploit all information sources related to a system in order to perform data-driven monitoring for corrective and predictive maintenances. It comes with important scientific challenges:

- First, models must handle multimodal sources such as sensors measurements, textual maintenance reports, or machine images, among others appealing for multimodal learning.
- Targeted data are data streams that are heterogeneous by nature (time series, raw text, images, etc.) and by their acquisition frequency. Besides, these different streams are also unaligned, as the behaviour of a sensor at present time can be highly correlated with a maintenance report from several days or weeks in the past requiring the ability to cope with unaligned and long-range dependence.

- Finally, data history may be arbitrarily long, and input streams shall be processed in a streaming fashion at inference, as an industrial system may never stop (see Fig. 1).

These different challenges have been tackled in the literature but separately to the best of our knowledge. A large avenue of research exists in multimodal learning. See, for instance, [1] for a detailed survey. Recent approaches are often based on Transformer models [2] and their scaled dot-product attention module. Indeed, since their introduction, Transformer-based architectures have constituted breakthrough in many different Deep Learning fields, creating efficient contextualized encoders [3] and decoders [4], or regularly beating SOTA benchmarks [5, 6, 7] on different unimodal data. Transformers models have been proposed to handle multimodal data [8] with interesting architectures such as Multimodal Transformer [9], inferring unaligned temporal dependencies across modalities.

Due to their time and space complexity which is quadratic in the input sequence, multimodal transformer architectures fail to tackle the challenges of arbitrarily long inputs or streaming inference. Many approaches tried to alleviate this issue [10] by either using low-rank approximations of the self-attention matrix [11, 12], adding some sparsity through selected or learned attention patterns [13, 14, 15, 16], or conveying information via a bounded memory [17, 18, 19] decreasing the complexity up to a linear level.

At last, as mentioned before, for predictive maintenance, we have to consider stream data. To the best of our knowledge, handling stream data is mainly done for unimodal data. In particular, in the Automatic Speech Recognition (ASR) domain, low-latency at test time is ensured, by chunking input sequences into smaller segments [20, 21, 22]. Notably, Emformer architecture [23] performs streaming ASR by updating a memory bank to convey information across segments. But this architecture is limited to unimodal sequences.

In this paper, we thus propose to tackle these three problems jointly and we propose a new architecture, named StreaMulT, a Streaming Multimodal Transformer. Our global architecture, by combining crossmodal attention and block processing, can deal with heterogeneous and unaligned modalities. It enables to consider an arbitrarily long input multimodal data and to perform a streaming inference.

Our contributions are threefold:

- First, we formally define a new applicative paradigm, in which one aims to solve a prediction task across time, from heterogeneous (by nature and acquisition frequency) multimodal sequential data and in a streaming fashion, hence handling arbitrarily long input data at both training and inference time.

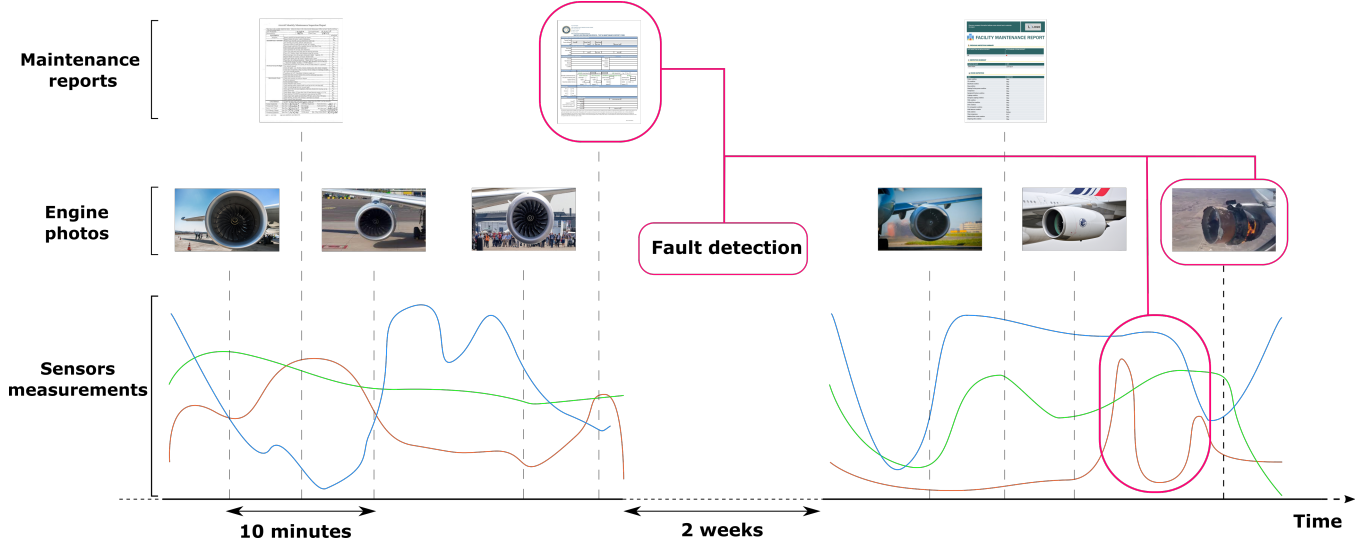


Fig. 1: Multimodal learning in a streaming scheme applied to industrial monitoring

- We then propose StreaMulT, a Streaming Multimodal Transformer architecture to tackle this issue and deal with unaligned input streams.
- Due to the lack of a public dataset adapted to our task, we eventually propose to evaluate our model on CMU-MOSEI dataset with a multimodal sentiment analysis task, in order to compare StreaMulT performances with previous approaches. It includes both multimodal and unaligned streams. We show that our model can deal with arbitrarily long sequences without suffering from performance loss. We even improve the stat-of-the-art metrics on this dataset.

We review existing strategies to tackle Fault diagnosis problem along with multimodal premises in section 2. In section 3, we formalize our new paradigm. We then introduce our model, StreaMulT, in the section 4. At last, we conduct experiments on CMU-MOSEI dataset in Section 5.

2. RELATED WORKS

The pioneer series of three articles of Venkatasubramanian et al. [24] is one of the first works to list and categorize the different methods of fault diagnosis; and therefore constitutes the starting point of our review. This series classifies fault diagnosis approaches depending on both the a priori knowledge one has on eventual faults, along with how they would be expressed through the acquired data of the system (*i.e.* fault symptoms). Strategies using this a priori knowledge by representing the system by a physical model are called "model-based" and divided between qualitative and quantitative depending on the mathematical representations that are used. On the other side, the approaches only relying on the history of acquired data are called "data-based". While model-based methods can be well suited when one has a nice a priori understanding of physical laws governing the system, they become less relevant otherwise. Thus, when the considered system reaches a certain level of complexity, inter-components interactions can less easily be modelled. To address this, data-based approaches provide a viable alternative : the designed model aims to learn these components dependencies from the data history. We

mostly focus on data-based works in our review, and more precisely on Machine Learning (ML) ones.

2.1. Machine Learning for Fault Diagnosis

Several reviews (cited thereafter) list the different ML architectures designed for tackling the fault diagnosis problem. Some of these reviews adopt an industrial-domain-specific position : while [25] expose fault diagnosis methods that have been used for chemical process systems, [26] focus on bearing faults, whereas [27] only consider residential air conditioning systems. These studies mainly motivate their approach by the consequences of fault occurrences in their relative fields, such as the over-consumption of electricity and the induced economic costs [27]. Besides, the methods listed in these reviews are presented as relevant for dealing with data relative to these applicative fields. Therefore, [26] essentially consider vibration and stator current data, as contained in the Paderborn dataset¹; whereas [27] rather present models calibrated for thermostat and humidity data. By contrast, other works adopt a more methodological position regarding their reviews of state-of-the-art algorithms for addressing fault diagnosis [28]. Most recent ones [29, 30, 31] motivate their work by the appearance of new practical challenges induced by the arrival of Industry 4.0 era, such as notably the ability to handle massive and multi-sources data with a short-time response. These reviews qualify ML methods as more effective when fault profiles are complex. Thus, [26] mention the limits of model-based approaches for the early detection of faults, due to symptoms that are untraceable by this kind of models. They also point out their difficulty to disentangle the simultaneous occurrences of different faults. Although some articles only consider fault detection [32, 33], the vast majority also consider fault isolation and identification (note that Angelopoulos et al. [29] sometimes use the word "diagnosis" to evoke fault detection though). However as emphasized by [30], in practice two methodologies co-exist. On the one hand, Statistical process control (SPC) community sequentially processes fault detection and fault isolation and identification. On the other hand, ML

¹ Available online: <https://mb.uni-Paderborn.de/kat/forschung/datacenter/bearing-datacenter>

community often processes these two tasks in a simultaneous fashion, in the form of a $(C + 1)$ -classes classification, decomposed into one class of normal functioning mode and C distinct faulty functioning modes.

As presented in [31], ML models used for fault diagnosis are generally composed of a feature-extraction module and a diagnosis module. In that configuration, the former feeds the latter relevant elements computed from raw data. Some feature-extraction modules focus on time domain to catch and characterize information contained within time series acquired from the system sensors, using for instance neural networks [34]. It is also common to use signal processing tools in order to exploit features from the time series in the frequency domain. [35] and [36] thus respectively use Fourier and Laplace transforms to this purpose. Finally, other approaches chose to work in the time-frequency domain, through the usage of wavelet transforms for instance [37]. The choice of feature-extraction module is strongly influenced by the structure of input data and the subsidiary task, therefore by the a priori knowledge of its designer. The very diagnosis module is then composed of:

- either a first detection submodule aiming to perform fault monitoring, followed by a second classification submodule performing fault isolation and identification
- either a unique classification module carrying out simultaneously both fault detection and fault isolation and identification

In a supervised setting, the unique classification module fed with extracted features is free to use any ML model: Support Vector Machine [38], Random Forest [39], shallow neural networks [40], recurrent neural networks [41], and so on. This scheme of performing simultaneously fault detection and classification has however been sometimes criticized [30], as it might lead to practical issues:

- fault occurrences that might lead to failures and dreaded events are often scarce in real datasets. This results in an imbalanced dataset problem, exacerbated the more faulty classes one considers.
- For this kind of tasks, a prediction error will have the same weight during the learning phase, regardless of which misclassification has been made. However, depending on the system criticality, one would like to put a lot more emphasis on the fault detection rather than on its proper identification.

To cope with these issues, a prior monitoring task can be realised using anomaly detection methods [42]. Similarly to the architectures designed in SPC community's works, these semi-supervised methods model the normal functioning mode of the system during the learning stage, and classify as fault the datapoints which deviate significantly from this model's prediction at test time. These approaches are more robust to imbalanced datasets and can then be coupled with a classification model to perform the isolation and identification task. Lastly, if the normal functioning mode conditions are unknown (*i.e.* in an unsupervised setting), it is also possible to design the diagnosis module by using clustering approaches. That is what are doing [43], comparing the performances of different unsupervised algorithms: Gaussian mixture, hierarchical clustering and K-means models.

2.2. Deep Learning

In a similar way to model-based methods, over the last few years classical ML approaches faced some limitations induced by growing complexity of industrial system data. Indeed, as described in [26, 31, 44], classical features extraction models based on a certain a

priori knowledge on input data structure, may no longer be efficient to perform a correct fault diagnosis. To answer these challenges, Deep Learning (DL) models are designed, as they integrate a representation learning part in the first layers. This part aims to automatically extract the most salient features for a subsidiary task (here the fault diagnosis), with no - or few - a priori knowledge on input data structure required [45, 46]. Thus, numerous articles have shown the superiority of DL models over classical ML ones for fault diagnosis, using as representation learning algorithms either discriminative models (CNN [47, 48, 49], deep RNN [50, 51], Transformers [52], etc.) or generative models (PGM [53, 54], autoencoders [55, 56, 57], GANs [58, 59]).

2.3. Fault diagnosis using multimodal data

The complexity of industrial systems, along with the relative acquired datasets, reaches nowadays a new level, with sensors producing multimodal data. While some previous works tackled the challenge of fault diagnosis from thermal images [60, 61, 62], x-ray data [63], photographs [64, 65] or textual maintenance reports [66, 67], the application of such models to multimodal data (*i.e.* of heterogeneous natures) is still in its infancy. Most previous works addressing the fault diagnosis task and mentioning "multimodal" data actually refer to the different functioning modes of the considered system (such as an air conditioner functioning in eco-mode or in normal mode) [68]. For [69], the word "multimodal" refers to the different orders of derivatives of the input time series. To the best of our knowledge, only two articles properly consider multimodal data (as of heterogeneous natures) in a perspective of industrial maintenance. [70] fuse numerical time series of vibration signals with thermal images in order to improve classification performances. They use a classical ML approach, with an Hilbert transform module for feature extraction and a concatenation module for data fusion. Unfortunately, their dataset has not been made publicly available, which prevents the community to compare one's work to theirs.

We now introduce the new framework that we consider in this article.

3. MULTIMODAL LEARNING IN STREAMING

In this section, we define the challenging problem our method tackles. For purposes of clarity, we consider three modalities, denoted by α, β, γ . This case can be extended to any number of modalities without loss of generality. We consider 3 time series ($X_\alpha, X_\beta, X_\gamma$) from different modalities (e.g. text, image, sound, numerical, etc.) as our input data. Each series is indexed by time, according to its own acquisition times and lies in its own definition space. Hence for the modality α ,

$$X_\alpha := (X_\alpha(t))_{t \in \mathcal{T}_\alpha} \text{ and } \forall t \in \mathcal{T}_\alpha, X_\alpha(t) \in \mathbb{R}^{d_\alpha}$$

where \mathcal{T}_α and d_α are respectively the countable set containing acquisition times of modality α and its associated feature dimension. Our objective is to enable some prediction tasks (regression or classification) across time. Let $\mathcal{X} := \{[X(s)]_{s \leq t}, t \in \mathbb{R}\}$ be the input space, where $[X(s)]_{s \leq t}$ are data of all modalities acquired before time step t . Formally, given a labeling space \mathcal{Y} that is common to the different modalities, we try to find the optimal prediction function $h^*: \mathcal{X} \mapsto \mathcal{Y}$ minimizing a loss L on some hypothesis space \mathcal{H} :

$$h^* = \arg \min_{h \in \mathcal{H}} L(h)$$

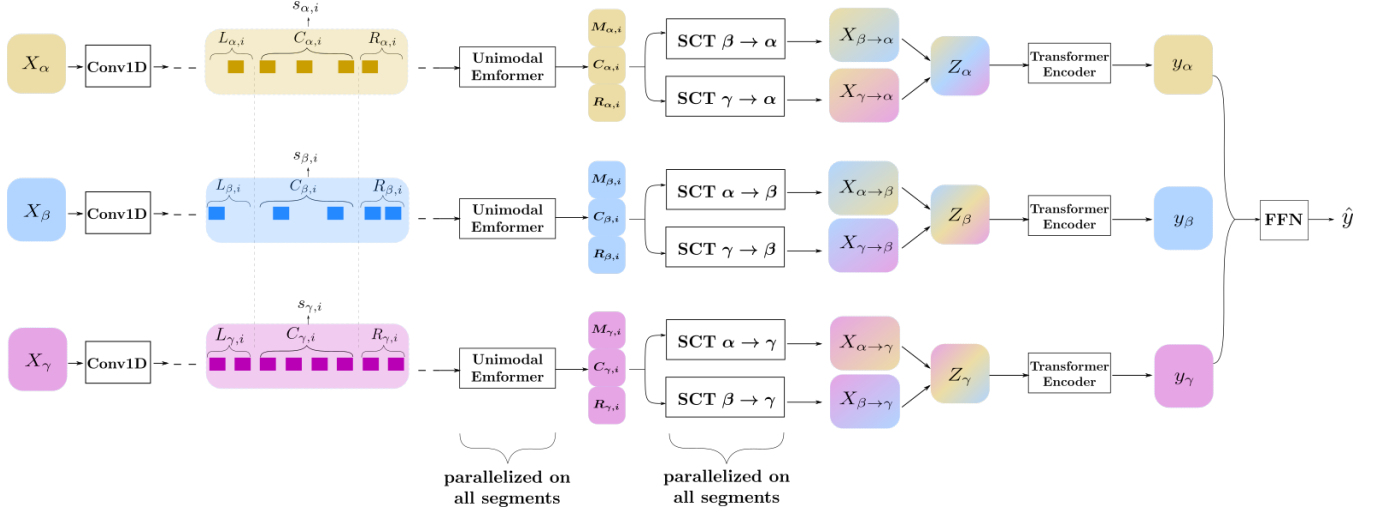


Fig. 2: Streaming Multimodal Transformer architecture. SCT stands for Streaming Crossmodal Transformer. Different colors represent heterogeneity nature of different modalities, and shadings represent crossmodal features.

with $L(h) := \frac{1}{|\mathcal{T}_y|} \sum_{t \in \mathcal{T}_y} l\left(h\left([X(s)]_{s \leq t}\right), y_t\right)$

where l is a score function and \mathcal{T}_y is the ground truth time steps, whose definition depends on the subsidiary task. For instance, in the industrial monitoring application,

$\mathcal{T}_y := \mathcal{T}_\alpha \cup \mathcal{T}_\beta \cup \mathcal{T}_\gamma$ as the objective is to detect a fault at any time. In that example, different modalities (α, β, γ) can respectively correspond to numerical sensors measurements, system photographs, and textual maintenance reports.

However, if we now consider a sequence-classification task on an arbitrarily long corpus (keeping past sentences as input), then for a corpus of s multimodal sentences, the associated ground truth time steps are the last acquisition time steps of each sentence:

$$\mathcal{T}_y = \left\{ \max_{\mathcal{T}_\alpha^j \cup \mathcal{T}_\beta^j \cup \mathcal{T}_\gamma^j} t, \quad 1 \leq j \leq s \right\}$$

where j is the sentence index. In this case, the different modalities (α, β, γ) can respectively correspond to visual frames of the speaker's face, sound recording of the sentences, and textual transcript of the sentences.

To the best of our knowledge, this paradigm has never been introduced as such. In the following section we introduce a new architecture to address our objective.

4. PROPOSED MODEL

We propose StreaMulT, a Streaming Multimodal Transformer architecture, taking advantages of both a crossmodal attention mechanism and a block processing approach to tackle the different challenges of this framework. The architecture is illustrated in Fig. 2. Finally, we optimize the training scheme of the model to lower space complexity, training time and enabling inference short-time response at the same time.

4.1. Crossmodal Transformer and Block processing reviews

Crossmodal Attention module, as defined in [9], deals with heterogeneity gap of multimodal inputs [71] by expressing a target modality α with raw features from a source modality β . Formally, con-

sidering our input sequences X_α and X_β from modalities α and β , the crossmodal attention for X_α attending to X_β , denoted $X_{\beta \rightarrow \alpha}$ is computed as:

$$\begin{aligned} X_{\beta \rightarrow \alpha} &:= \text{softmax} \left(\frac{Q_\alpha K_\beta^T}{\sqrt{d_k}} \right) V_\beta \\ &= \text{softmax} \left(\frac{X_\alpha W_{Q_\alpha} W_{K_\beta}^T X_\beta^T}{\sqrt{d_k}} \right) X_\beta W_{V_\beta} \end{aligned}$$

with (Q_α) the query matrix for modality α , K_β, V_β the key and value matrices for modality β and $W_{Q_\alpha}, W_{K_\beta}, W_{V_\beta}$ being learned weights. This scaled dot-product attention, inspired by original Transformer self-attention [2], models long-term dependencies through its matrix product. Hence it succeeds in handling unaligned multimodal data in the same way [9].

However, due to the arbitrarily long size of input sequences in our setting, Multimodal Transformer architecture faces two main issues. Training is intractable due to its quadratic complexity, and inference cannot be done in a streaming way, as the vanilla model needs the whole sequence as input to compute the matrix product. To alleviate this, we use block processing method, chunking input sequences into non-overlapping smaller segments $(C_i)_{i \geq 0}$ (see Fig. 3). We then compute attention on these segments and hence reduce complexity during the cross-modal attention computation. Extending the block processing method to input data with heterogeneous sampling rates, we define hard segment bounds with respect to the temporal axis, hence producing shared segments across modalities. To prevent boundary effect, left and right context blocks are concatenated with initial blocks to form contextual segments $X_i = [L_i : C_i : R_i]$.

An Augmented-Memory Transformer [20] approach then encodes segments information, by learning and storing a memory bank to convey information through time. Caching values from previous segments for left-context representations instead of recomputing attention makes the approach more efficient.

Considering a contextual segment $X_i = [L_i : C_i : R_i]$ and a memory bank $M_i = [m_1, \dots, m_{i-1}]$ containing compressed infor-

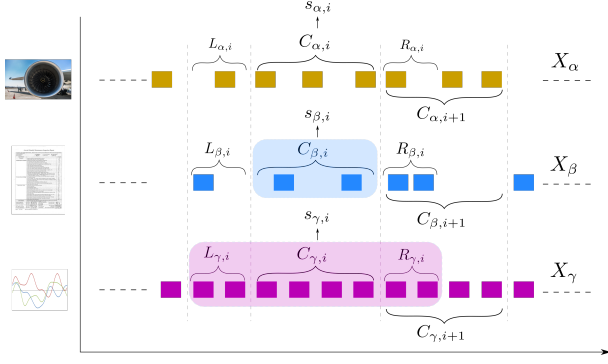


Fig. 3: Block processing for Multimodal learning in a streaming scheme. For modality α : X_α , $C_{\alpha,i}$, $L_{\alpha,i}$ and $R_{\alpha,i}$ respectively correspond to the full input sequence, the initial i -th block, and the left and right contexts associated to this block to form the contextual i -th segment. $s_{\alpha,i}$ corresponds to the mean of current segment $C_{\alpha,i}$. Blue area represents an initial block for modality β while the pink one represents a contextual segment for modality γ .

mation from previous segments, the output X_i^{n+1} of the n -th layer is computed as:

$$\hat{X}_i^n = \text{LN}(X_i^n) \quad (1)$$

$$K_i^n = W_k[M_i^n, \hat{X}_i^n] \quad (2)$$

$$V_i^n = W_v[M_i^n, \hat{X}_i^n] \quad (3)$$

$$Q_i^n = W_Q \hat{X}_i^n \quad (4)$$

$$[Z_{L,i}^n : Z_{C,i}^n : Z_{R,i}^n] = \text{Attn}(Q_i^n, K_i^n, V_i^n) + X_i^n \quad (5)$$

$$\hat{X}_i^{n+1} = \text{FFN}(\text{LN}([Z_{L,i}^n : Z_{C,i}^n : Z_{R,i}^n])) \quad (6)$$

$$X_i^{n+1} = \text{LN}(\hat{X}_i^{n+1} + [Z_{L,i}^n : Z_{C,i}^n : Z_{R,i}^n]) \quad (7)$$

$$m_i^n = \text{Attn}(W_Q s_i^n, K_i^n, V_i^n) \quad (8)$$

where s_i^n is the mean of C_i^n and LN, FFN, Attn respectively correspond to Layer Normalization, Feed-Forward and scaled dot-product Attention layers. After passing through all N layers, outputs corresponding to left and right contexts are discarded to keep only center segments representations $(C_i^N)_{i \geq 0}$.

4.2. Putting together with Memory bank

Our global end-to-end architecture combines benefits from Block processing and Crossmodal Attention. The architecture is illustrated in Fig. 2. We describe here the processing of the modality α .

X_α is first passed through a 1D convolutional layer aiming to model some local temporal structure, and map all modalities to a common feature dimension d . Segment bounds are then fixed, and following block processing approach, every contextual segments $X_{\alpha,i}$ are processed in a parallel way. They are first given to a modality-specific Emformer to initialize its own modality memory bank M_α . Then, each source modality / target modality (β / α) pair is processed by its own Streaming Crossmodal Transformer (SCT) module. Specifically, each segment from the target modality $X_{\alpha,i} = [L_{\alpha,i} : C_{\alpha,i} : R_{\alpha,i}]$ is expressed using the same temporal segment from the source modality $X_{\beta,i}$ along with the source modality mem-

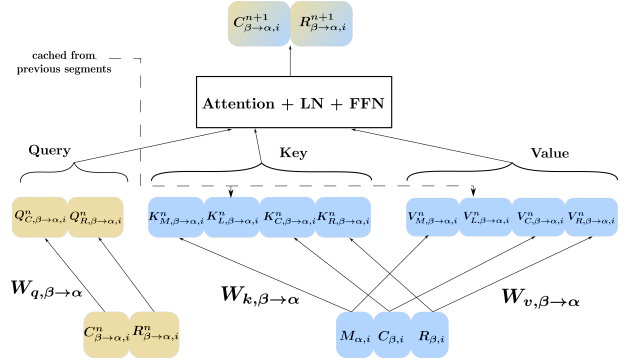


Fig. 4: Streaming Crossmodal Transformer module

ory bank $M_{\beta,i}$. For each layer n :

$$[\hat{C}_{\alpha,i}^n, \hat{R}_{\alpha,i}^n] = \text{LN}([C_{\alpha,i}^n, R_{\alpha,i}^n])$$

$$[\hat{C}_{\beta,i}^n, \hat{R}_{\beta,i}^n] = \text{LN}([C_{\beta,i}^n, R_{\beta,i}^n])$$

$$K_{\beta,i}^n = [K_{M,\beta \rightarrow \alpha,i}^n, K_{L,\beta \rightarrow \alpha,i}^n, K_{C,\beta \rightarrow \alpha,i}^n, K_{R,\beta \rightarrow \alpha,i}^n]$$

$$V_{\beta,i}^n = [V_{M,\beta \rightarrow \alpha,i}^n, V_{L,\beta \rightarrow \alpha,i}^n, V_{C,\beta \rightarrow \alpha,i}^n, V_{R,\beta \rightarrow \alpha,i}^n]$$

$$Z_{C,\beta \rightarrow \alpha,i}^n = \text{Attn}(Q_{C,\beta \rightarrow \alpha,i}^n, K_{\beta,i}^n, V_{\beta,i}^n) + C_{\beta \rightarrow \alpha,i}^n$$

$$Z_{R,\beta \rightarrow \alpha,i}^n = \text{Attn}(Q_{R,\beta \rightarrow \alpha,i}^n, K_{\beta,i}^n, V_{\beta,i}^n) + R_{\beta \rightarrow \alpha,i}^n$$

$$[\hat{C}_{\alpha,i}^{n+1}, \hat{R}_{\alpha,i}^{n+1}] = \text{FFN}(\text{LN}([Z_{C,\beta \rightarrow \alpha,i}^n, Z_{R,\beta \rightarrow \alpha,i}^n]))$$

$$[C_{\alpha,i}^{n+1}, R_{\alpha,i}^{n+1}] = \text{LN}([\hat{C}_{\alpha,i}^{n+1}, \hat{R}_{\alpha,i}^{n+1}] + [Z_{C,\beta \rightarrow \alpha,i}^n, Z_{R,\beta \rightarrow \alpha,i}^n])$$

where,

$$[K_{M,\beta \rightarrow \alpha,i}^n, K_{C,\beta \rightarrow \alpha,i}^n, K_{R,\beta \rightarrow \alpha,i}^n] = W_{k,\beta \rightarrow \alpha} [M_{\beta,i}, \hat{C}_{\beta,i}^n, \hat{R}_{\beta,i}^n] \quad (9)$$

$$[V_{M,\beta \rightarrow \alpha,i}^n, V_{C,\beta \rightarrow \alpha,i}^n, V_{R,\beta \rightarrow \alpha,i}^n] = W_{v,\beta \rightarrow \alpha} [M_{\beta,i}, \hat{C}_{\beta,i}^n, \hat{R}_{\beta,i}^n] \quad (10)$$

$$[Q_{C,\beta \rightarrow \alpha,i}^n, Q_{R,\beta \rightarrow \alpha,i}^n] = W_{q,\beta \rightarrow \alpha} [C_{\beta \rightarrow \alpha,i}^n, R_{\beta \rightarrow \alpha,i}^n] \quad (11)$$

and $(K_{L,\beta \rightarrow \alpha,i}^n, V_{L,\beta \rightarrow \alpha,i}^n)$ are the key and value copies (cached) corresponding to previous segments, up to left context size. This module is illustrated in Fig. 4.

After the last layer N , right contexts representations $(R_{\beta \rightarrow \alpha,i}^D)_{i > 0}$ are discarded. $(C_{\beta \rightarrow \alpha,i}^D)_{i > 0}$ are concatenated to form the final crossmodal representation $X_{\beta \rightarrow \alpha}$. We then concatenate along the feature dimension all crossmodal outputs corresponding to the same target modality α in a vector $Z_\alpha := \begin{pmatrix} X_{\beta \rightarrow \alpha} \\ X_{\gamma \rightarrow \alpha} \end{pmatrix}$, that is given as input to a Transformer Encoder exploiting sequential nature of data, to produce modality output y_α . All modality outputs are eventually concatenated and passed through a final fully-connected layer to output prediction \hat{y} .

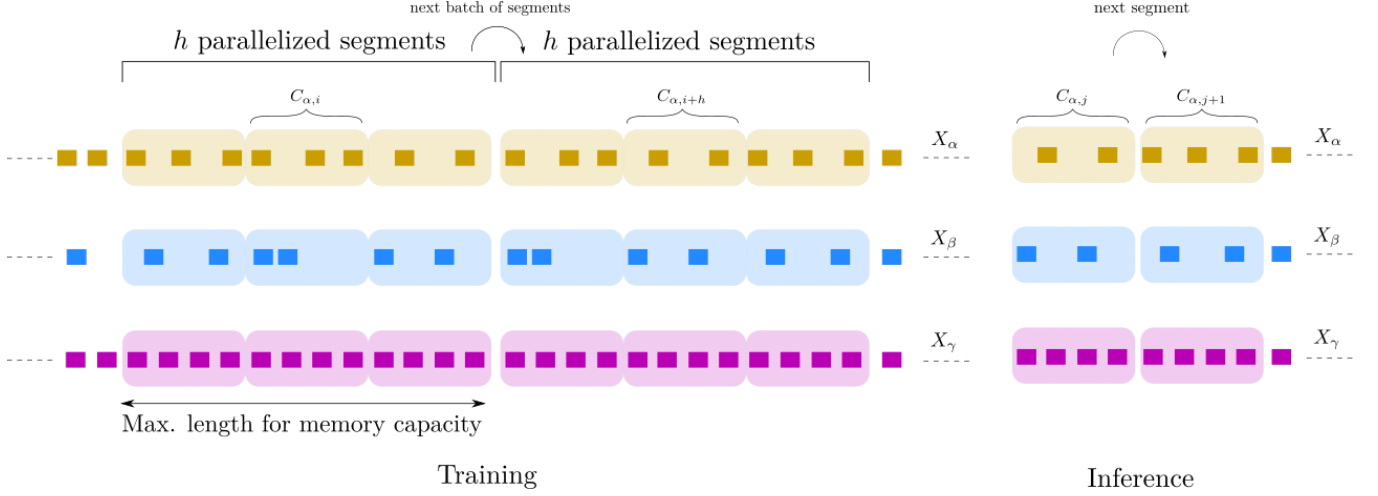


Fig. 5: Flexible scheme. At training time (left), subsequences of h consecutive segments are created to parallelize crossmodal attention operations. At inference (right), one can still process segments one by one to obtain a short-time response.

4.3. Training scheme: balancing space and time complexities

The main motivation to design StreaMulT architecture is to handle the arbitrarily long nature of considered multimodal input sequences. In that sense, the block processing mechanism we use aims to alleviate the quadratic complexity of cross-modal attention modules, similarly to several speech recognition works [23, 72]. However, these applications focus on getting short-time response at inference to perform simultaneous speech translation or recognition and hence essentially differ from our framework. Indeed, to handle very long sequences we are at least as concerned about space complexity as time complexity. We thus cannot train our model in the same fashion as these approaches, that is by parallelizing on all input segments the cross-modal attention computation. This indeed still implies a quadratic space complexity to store cross-modal attention weights matrix.

To fulfill both space capacity and efficient training time constraints, we introduce a flexible training scheme. This is illustrated in Fig. 5. More specifically, at training time we parallelize operations of Memory bank initialization and Streaming Crossmodal Transformer modules on subsequences of h consecutive segments. h is chosen in an empiric way, as the highest integer enabling one's memory capacity to run the model. This training scheme enables StreaMulT to run arbitrarily long sequences by only storing limited-size matrices, while still benefiting from simultaneous computations through parallelization. Note that we do not change the segment length but rather concatenate them in a single matrix product. This enables to

keep short segments at inference and thus still work in a short-time response for streaming application.

Table 1 derives the different time and space complexity classes for different types of layers, along with the number of sequential operations. Vanilla self-attention layers has a quadratic complexity both in time and in space, which is problematic for handling long sequences. Similarly, crossmodal attention, as defined in [9] also has a quadratic complexity in the sequence length. More precisely, the complexity class depends of the product of the two modalities lengths n_α, n_β , as they can differ.

Streaming Crossmodal Attention modules trained in regular fashion for blocks processing (as in [23]) have the same space and time complexity classes, which make them untractable for arbitrarily long sequences. This indeed requires to compute the matrix product of $Q_\alpha \in \mathbb{R}^{d_{q_\alpha}, d}$ and $K_\beta \in \mathbb{R}^{d_{k_\beta}, d}$, with $d_{q_\alpha} = n_{\text{seg}}.(R_\alpha + C_\alpha + 1)$ and $d_{k_\beta} = n_{\text{seg}}.(R_\beta + C_\beta + l_{\text{mem}})$. n_{seg} is the number of segments of the input sequence, R_α and R_β corresponds to the length of right contexts for modalities α, β , and C_α and C_β to the length of their central segments. Last, l_{mem} corresponds to the length of a memory cell. We suppose that R and l_{mem} are negligible before C , and noting that $n_{\text{seg}} = \frac{n_\alpha}{C_\alpha} = \frac{n_\beta}{C_\beta}$, one obtains the results mentioned above.

If we train this layer in the flexible scheme as described in section 4.3, for each subsection of h consecutive segments we need to handle the product of matrices $Q_\alpha \in \mathbb{R}^{d_{q_\alpha}, d}$ and $K_\beta \in \mathbb{R}^{d_{k_\beta}, d}$, with now $d_{q_\alpha} = h.(R_\alpha + C_\alpha + 1)$ and $d_{k_\beta} = h.(R_\beta + C_\beta + l_{\text{mem}})$, which has a time complexity class of $O(h^2.C_\alpha.C_\beta.d)$. As mentioned in

Table 1: Time complexity, Space complexity and number of sequential operations for different layer types.

Layer type	Time Complexity	Space Complexity	Sequential Operations
Self-Attention	$O(n^2.d)$	$O(n^2 + n.d)$	$O(1)$
Cross-Attention	$O(n_\alpha.n_\beta.d)$	$O(n_\alpha.n_\beta + n_\alpha.d + n_\beta.d)$	$O(1)$
Streaming Cross-Attention (regular training scheme)	$O(n_\alpha.n_\beta.d)$	$O(n_\alpha.n_\beta + n_\alpha.d + n_\beta.d)$	$O(1)$
Streaming Cross-Attention (flexible training scheme)	$O(n_\alpha.h.C_\beta.d)$	$O(h^2.C_\alpha.C_\beta + h.C_\alpha.d + h.C_\beta.d)$	$O\left(\frac{n_\alpha}{h.C_\alpha}\right)$

the third column, to process the whole sequence we need to perform $\frac{n_\alpha}{hC_\alpha}$ sequential operations, which also derives the whole time complexity class. Note that the space complexity now only depends on h, C and d , as we only need to store a subsequence at a time.

At inference, one can thus choose $h = 1$ to process the input sequence in streaming, enabling a short-time response with time and space complexity classes being respectively $O(C_\alpha.C_\beta.d)$ (for one segment) and $O(C_\alpha.C_\beta + C_\alpha.d + C_\beta.d)$.

5. EXPERIMENTS AND RESULTS

5.1. Dataset and setups

Despite having a public dataset compatible with the Streaming Multimodal Learning challenge, involving long, heterogeneous and unaligned input sequences, we conduct experiments on CMU-MOSEI dataset [73], to empirically evaluate the StreaMulT architecture and compare it with existing approaches handling sequential unaligned multimodal data. CMU-MOSEI dataset consists of 23,454 movie review video clips on YouTube, from which are extracted audio and video features using Facet (based on CERT [74]) and COVAREP [75]. Textual features are also extracted from words transcripts, using GloVe [76] pretrained embeddings. This produces an unaligned version of the dataset, which is used to create a word-aligned version, using P2FA algorithm [77]. All aligned sentences are padded to a fixed length of 50 time steps.

The related task aims to perform sentiment analysis on these clips, labeled by human annotators with a sentiment score from -3 to 3. As in [9] and previous works, we evaluate model performances using various metrics: 7-class-accuracy, binary accuracy (positive or negative statements), F1-Score, MAE and correlation between model's predictions and labels.

To highlight StreaMulT added value, we conduct experiments in different settings. We first consider input video clips as our whole input sequences, and observe StreaMulT performances when dividing these clips into smaller segments. As we need to define hard segment temporal bounds, which are not given in the unaligned version of CMU-MOSEI, we conduct this experiment with the aligned version of the dataset. For StreaMulT, we choose to divide the input sentences into 5 segments of length 10.

We compared StreaMulT performances with Multimodal Transformer (MulT) and other models addressing Multimodal Sentiment Analysis challenge, among which the recent SOTA methods [78, 79]. We strongly emphasize that the added value of StreaMulT is its ability to deal with arbitrarily long unaligned multimodal inputs, and that it does not intend to address Multimodal Sentiment Analysis specific task. Hence at first we only reported Multimodal Transformer metrics scores given in [9] for a fair comparison, as both approaches use GloVe embeddings for text modalities whereas most recent works [78, 79] use BERT embeddings. We also used the available official code² for Multimodal Transformer architecture to run the experiments, with hyperparameters given in [9]. We could not reproduce the results shown in the paper, hence we present the results we obtained, that are not as good as the given ones. All scores from our experiments are averaged on 5 runs. The corresponding results are represented in the upper part of following Table 2. This shows that our architecture globally reproduces the results of Multimodal Transformer (even performs a little bit better on some metrics), which highlights the availability of its memory bank to properly convey salient information through time, as StreaMulT receptive field only attends to segments of length 10, while MulT attends

Table 2: Results on CMU-MOSEI aligned. Best results are marked in bold. ‡: results from [9]. *: Own implementation or reproduced from official code with provided hyper-parameters.

Metric	MAE ^l	Corr ^h	Acc ^h ₇	Acc ^h ₂	F1 ^h
MulT [‡]	0.580	0.703	51.8	82.5	82.3
MulT*	0.615	0.666	49.32	81.05	81.42
StreaMulT	0.608	0.671	50.08	81.08	81.01
MulT-BERT*	0.563	0.771	50.85	85.59	85.63
StreaMulT-BERT*	0.551	0.764	52.04	85.46	85.56
MulT-BART*	0.543	0.782	53.83	86.28	86.29
StreaMulT-BART*	0.523	0.786	54.54	86.97	86.97

Table 3: Results on CMU-MOSEI unaligned. Best results are marked in bold. ‡: results from [79]. †: results from [9].

Metric	MAE ^l	Corr ^h	Acc ^h ₇	Acc ^h ₂	F1 ^h
TFN [‡]	0.593	0.700	50.2	- /82.5	- /82.1
LMF [‡]	0.623	0.677	48.0	- /82.0	- /82.1
MFM [‡]	0.568	0.717	51.3	- /84.4	- /84.3
ICCN [‡]	0.565	0.713	51.6	- /84.2	- /84.2
MulT [‡]	0.591	0.694	50.7	- /81.6	- /81.6
MISA [‡]	0.568	0.724	-	82.59/84.23	82.67/83.97
MAG-BERT [‡]	0.539	0.753	-	83.8/85.2	83.7/85.1
Self-MM [‡]	0.530	0.765	-	82.81/85.17	82.53/85.30
MMIM [‡]	0.526	0.772	54.24	82.24/85.97	82.66/85.94
MulT-BERT	0.544	0.776	52.86	82.85/85.95	83.18/85.97
MulT-BART	0.532	0.792	54.17	84.11/86.9	84.51/86.95
StreaMulT-BERT	0.570	0.774	50.89	82.31/85.98	82.71/86.13
StreaMulT-BART	0.531	0.778	53.89	83.30/86.35	83.74/86.39

to whole sequence of length 50.

We then decided to use contextual pretrained embedding layers for textual modality, namely BERT [3] and BART [80]. The corresponding results are described in the lower part of Table 2, with a significant improvement in all metrics, StreaMulT-BART achieving now the best results on the aligned version of CMU-MOSEI dataset.

We then trained the Multimodal Transformer and StreaMulT architectures on unaligned version of CMU-MOSEI dataset and reported the results in Table 3.

Once again, the usage of a contextual pretrained embedding layer significantly improves performances. The Multimodal Transformer architecture coupled with a BERT embedding layer now equals the performances of SOTA MMIM model on several metrics, questioning the real improvement on the Multimodal Sentiment Analysis task over the last three years. Besides, it emphasizes the power of language models, which is supported by the performances of MulT-BART, defining a new SOTA for several metrics on this dataset.

We finally simulated arbitrarily long sequences by concatenating all video clips related to the same speaker and considering these as inputs streams. In this setting, StreaMulT architecture successfully parallelizes its training along segments and handle long sequences at inference in a streaming way. On the other side, Multimodal Transformer faces memory issue.

To qualitatively validate our architecture, we also plot the heatmap of the different attention weights of the model in the Fig. 6. This plot represents the different attention weights of the Streaming Crossmodal Transformer related to the visual/textual modalities, for a multimodal sequence of length 50. For consistence with previous notations, we call α the visual modality and β the textual modality. On the x-axis, the key matrix K_β is organized as: [memory bank; right contexts; segments utterances]. On the y-axis,

²<https://github.com/yaohungt/Multimodal-Transformer>

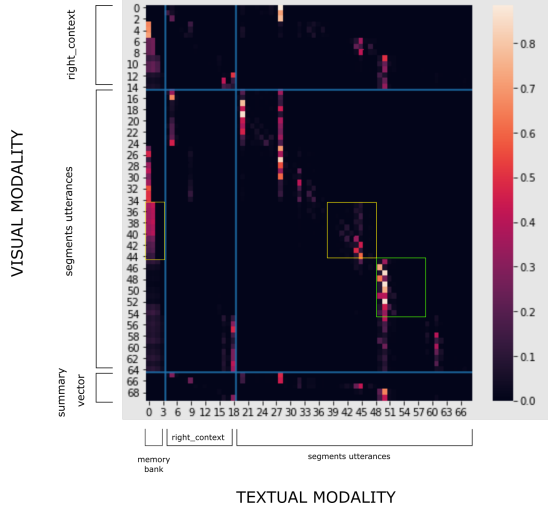


Fig. 6: Heatmap of StreaMulT attention weights for the Visual/Textual crossmodal module. The sequence of length 50 is chunked into segments of length 10, with left and right contexts of respectively lengths 10 and 3.

the query matrix Q_α is organized as:

[right contexts; segments utterances; summary vectors]. Different blocks are delimited on Fig. 6 by vertical and horizontal blue lines.

This figure first reminds us, as stated in [9], that language sequences are unaligned across modalities. This is indeed shown by the several activations on vertical lines (differing from a temporal monotonic diagonal line), corresponding to specific word embeddings correlated to many visual frames.

If some of these unalignments remain in the scope of the same temporal segment, as illustrated in the fourth segment by the green box, the access to the memory bank enables the model to attend beyond the current segment and to catch unalignments at longer range, as illustrated in the third segment by the yellow boxes. The yellow box on the right witnesses the unaligned dependencies within the third segment, while the left yellow box illustrates that some textual features of the past history activate the visual frames of the current segment.

These different behaviors show the ability of the StreaMulT architecture to adapt its strategy depending of the context, attending to unaligned data from past history via memory bank when necessary.

6. CONCLUSION

The proposed StreaMulT combines the power of crossmodal attention for multimodal representation with the efficiency of block processing approach to process arbitrarily long sequence in a streaming fashion. That way, it addresses the newly introduced challenge of Multimodal Learning in Streaming, for which existent approaches struggle. Experiments conducted on CMU-MOSEI dataset showed promising results, with an improvement of the state of the art metrics and an ability to both handle arbitrarily long data at train time and process sequences in a streaming fashion at inference. Numerous applications of this paradigm such as Industrial Monitoring need an adapted dataset to compare related future works.

7. REFERENCES

- [1] Tadas Baltrušaitis, Chaitanya Ahuja, and Louis-Philippe Morency, “Multimodal machine learning: A survey and taxonomy,” *IEEE Transactions on Pattern Analysis and Machine Intelligence*, vol. PP, 05 2017.
- [2] Ashish Vaswani, Noam Shazeer, Niki Parmar, Jakob Uszkoreit, Llion Jones, Aidan N Gomez, L ukasz Kaiser, and Illia Polosukhin, “Attention is all you need,” in *Advances in Neural Information Processing Systems*, I. Guyon, U. V. Luxburg, S. Bengio, H. Wallach, R. Fergus, S. Vishwanathan, and R. Garnett, Eds. 2017, vol. 30, Curran Associates, Inc.
- [3] Jacob Devlin, Ming-Wei Chang, Kenton Lee, and Kristina Toutanova, “Bert: Pre-training of deep bidirectional transformers for language understanding,” in *NAACL*, 2019.
- [4] Alec Radford, Jeffrey Wu, Rewon Child, David Luan, Dario Amodei, Ilya Sutskever, et al., “Language models are unsupervised multitask learners,” *OpenAI blog*, vol. 1, no. 8, pp. 9, 2019.
- [5] Alexey Dosovitskiy, Lucas Beyer, Alexander Kolesnikov, Dirk Weissenborn, Xiaohua Zhai, Thomas Unterthiner, Mostafa Dehghani, Matthias Minderer, Georg Heigold, Sylvain Gelly, Jakob Uszkoreit, and Neil Houlsby, “An image is worth 16x16 words: Transformers for image recognition at scale,” in *9th International Conference on Learning Representations, ICLR 2021, Virtual Event, Austria, May 3-7, 2021*, 2021.
- [6] Anmol Gulati, James Qin, Chung-Cheng Chiu, Niki Parmar, Yu Zhang, Jiahui Yu, Wei Han, Shibo Wang, Zhengdong Zhang, Yonghui Wu, and Ruoming Pang, “Conformer: Convolution-augmented transformer for speech recognition,” in *Interspeech 2020, 21st Annual Conference of the International Speech Communication Association, Virtual Event, Shanghai, China, 25-29 October 2020*, Helen Meng, Bo Xu, and Thomas Fang Zheng, Eds. 2020, pp. 5036–5040, ISCA.
- [7] Linhao Dong, Shuang Xu, and Bo Xu, “Speech-transformer: A no-recurrence sequence-to-sequence model for speech recognition,” in *2018 IEEE International Conference on Acoustics, Speech and Signal Processing, ICASSP 2018, Calgary, AB, Canada, April 15-20, 2018*. 2018, pp. 5884–5888, IEEE.
- [8] Peng Xu, Xiatian Zhu, and David A. Clifton, “Multimodal learning with transformers: A survey,” 2022.
- [9] Yao Hung Hubert Tsai, Shaojie Bai, Paul Pu Liang, J. Zico Kolter, Louis Philippe Morency, and Ruslan Salakhutdinov, “Multimodal transformer for unaligned multimodal language sequences,” *ACL 2019 - 57th Annual Meeting of the Association for Computational Linguistics, Proceedings of the Conference*, pp. 6558–6569, 2020.
- [10] Yi Tay, Mostafa Dehghani, Dara Bahri, and Donald Metzler, “Efficient transformers: A survey,” *ACM Comput. Surv.*, apr 2022.
- [11] Angelos Katharopoulos, Apoorv Vyas, Nikolaos Pappas, and François Fleuret, “Transformers are rnns: Fast autoregressive transformers with linear attention,” in *Proceedings of the 37th International Conference on Machine Learning, ICML 2020, 13-18 July 2020, Virtual Event*. 2020, vol. 119 of *Proceedings of Machine Learning Research*, pp. 5156–5165, PMLR.
- [12] Krzysztof Marcin Choromanski, Valerii Likhoshesterov, David Dohan, Xingyou Song, Andreea Gane, Tamás Szilárd, Peter Hawkins, Jared Quincy Davis, Afroz Mohiuddin, Lukasz

- Kaiser, David Benjamin Belanger, Lucy J. Colwell, and Adrian Weller, "Rethinking attention with performers," in *9th International Conference on Learning Representations, ICLR 2021, Virtual Event, Austria, May 3-7, 2021*, 2021.
- [13] Rewon Child, Scott Gray, Alec Radford, and Ilya Sutskever, "Generating long sequences with sparse transformers," *CoRR*, vol. abs/1904.10509, 2019.
- [14] Manzil Zaheer, Guru Guruganesh, Kumar Avinava Dubey, Joshua Ainslie, Chris Alberti, Santiago Ontañón, Philip Pham, Anirudh Ravula, Qifan Wang, Li Yang, and Amr Ahmed, "Big bird: Transformers for longer sequences," in *Advances in Neural Information Processing Systems 33: Annual Conference on Neural Information Processing Systems 2020, NeurIPS 2020, December 6-12, 2020, virtual*, Hugo Larochelle, Marc' Aurelio Ranzato, Raia Hadsell, Maria-Florina Balcan, and Hsuan-Tien Lin, Eds., 2020.
- [15] Iz Beltagy, Matthew E. Peters, and Arman Cohan, "Longformer: The long-document transformer," *CoRR*, vol. abs/2004.05150, 2020.
- [16] Aurko Roy, Mohammad Saffar, Ashish Vaswani, and David Grangier, "Efficient content-based sparse attention with routing transformers," *Transactions of the Association for Computational Linguistics*, vol. 9, pp. 53–68, 2021.
- [17] Zihang Dai, Zhilin Yang, Yiming Yang, Jaime Carbonell, Quoc Le, and Ruslan Salakhutdinov, "Transformer-XL: Attentive language models beyond a fixed-length context," in *Proceedings of the 57th Annual Meeting of the Association for Computational Linguistics*, Florence, Italy, July 2019, pp. 2978–2988, Association for Computational Linguistics.
- [18] Jack W. Rae, Anna Potapenko, Siddhant M. Jayakumar, Chloe Hillier, and Timothy P. Lillicrap, "Compressive transformers for long-range sequence modelling," in *8th International Conference on Learning Representations, ICLR 2020, Addis Ababa, Ethiopia, April 26-30, 2020*, 2020.
- [19] Pedro Henrique Martins, Zita Marinho, and Andre Martins, " ∞ -former: Infinite memory transformer," in *Proceedings of the 60th Annual Meeting of the Association for Computational Linguistics (Volume 1: Long Papers)*, Dublin, Ireland, May 2022, pp. 5468–5485, Association for Computational Linguistics.
- [20] Chunyang Wu, Yongqiang Wang, Yangyang Shi, Ching-Feng Yeh, and Frank Zhang, "Streaming Transformer-Based Acoustic Models Using Self-Attention with Augmented Memory," in *Proc. Interspeech 2020*, 2020, pp. 2132–2136.
- [21] Zhengkun Tian, Jiangyan Yi, Ye Bai, Jianhua Tao, Shuai Zhang, and Zhengqi Wen, "Synchronous transformers for end-to-end speech recognition," in *ICASSP 2020-2020 IEEE International Conference on Acoustics, Speech and Signal Processing (ICASSP)*. IEEE, 2020, pp. 7884–7888.
- [22] Linhao Dong, Feng Wang, and Bo Xu, "Self-attention aligner: A latency-control end-to-end model for asr using self-attention network and chunk-hopping," in *ICASSP 2019-2019 IEEE International Conference on Acoustics, Speech and Signal Processing (ICASSP)*. IEEE, 2019, pp. 5656–5660.
- [23] Yangyang Shi, Yongqiang Wang, Chunyang Wu, Ching-Feng Yeh, Julian Chan, Frank Zhang, Duc Le, and Mike Seltzer, "Emformer: Efficient memory transformer based acoustic model for low latency streaming speech recognition," in *ICASSP 2021-2021 IEEE International Conference on Acoustics, Speech and Signal Processing (ICASSP)*. IEEE, 2021, pp. 6783–6787.
- [24] Venkat Venkatasubramanian et al., "A review of process fault detection and diagnosis. part i: Quantitative model-based methods 27(3), 293–311. part ii: Qualitative models and search strategies 27(3), 313–32. part iii: Process history based methods 27(3), 327–346," *Computers & Chemical Engineering*, 2003.
- [25] Norazwan Nor et al., "A review of data-driven fault detection and diagnosis methods: Applications in chemical process systems," *Reviews in Chemical Engineering*, vol. 36, 2019.
- [26] Shen Zhang et al., "Deep learning algorithms for bearing fault diagnostics—a comprehensive review," *IEEE Access*, vol. 8, pp. 29857–29881, 2020.
- [27] A.P. Rogers et al., "A review of fault detection and diagnosis methods for residential air conditioning systems," *Building and Environment*, vol. 161, pp. 106236, 2019.
- [28] Vasile Palade et al., *Computational Intelligence in Fault Diagnosis*, 2006.
- [29] Angelos Angelopoulos et al., "Tackling faults in the industry 4.0 era—a survey of machine-learning solutions and key aspects," *Sensors*, vol. 20, no. 1, pp. 109, 2019.
- [30] Marco S. Reis and Geert Gins, "Industrial process monitoring in the big data/industry 4.0 era: from detection, to diagnosis, to prognosis," *Processes*, vol. 5, no. 3, 2017.
- [31] Zhe Li, "Deep learning driven approaches for predictive maintenance: A framework of intelligent fault diagnosis and prognosis in the industry 4.0 era," 2018.
- [32] Bo Luo et al., "Early fault detection of machine tools based on deep learning and dynamic identification," *IEEE TIE*, vol. 66, no. 1, pp. 509–518, 2019.
- [33] Long Wen et al., "A new snapshot ensemble convolutional neural network for fault diagnosis," *IEEE Access*, vol. 7, pp. 32037–32047, 2019.
- [34] Jafar Zarei et al., "Vibration analysis for bearing fault detection and classification using an intelligent filter," *Mechatronics*, vol. 24, 2014.
- [35] Yukun Liu et al., "Application to induction motor faults diagnosis of the amplitude recovery method combined with fft," *Mechanical Systems and Signal Processing*, vol. 24, pp. 2961–2971, 2010.
- [36] Gulshan Taneja et al., "Reliability modelling and analysis of a single machine subsystem of a cable plant," 2017.
- [37] Zhenyou Zhang et al., "Fault diagnosis and prognosis using wavelet packet decomposition, fourier transform and artificial neural network," *Journal of Intelligent Manufacturing*, vol. 24, 2013.
- [38] Pratyay Konar et al., "Bearing fault detection of induction motor using wavelet and neural networks," 2009, pp. 798–809.
- [39] Bo-Suk Yang et al., "Random forests classifier for machine fault diagnosis," *JMST*, vol. 22, pp. 1716–1725, 2008.
- [40] Raed Jafar et al., "Application of artificial neural networks (ann) to model the failure of urban water mains," *Mathematical and Computer Modelling*, vol. 51, pp. 1170–1180, 2010.

- [41] R. Yam et al., "Intelligent predictive decision support system for condition-based maintenance," *IJAMT*, vol. 17, pp. 383–391, 2001.
- [42] Markus Goldstein and Seiichi Uchida, "A comparative evaluation of unsupervised anomaly detection algorithms for multivariate data," *PLoS one*, vol. 11, pp. e0152173, 2016.
- [43] Javier Diaz Rozo et al., "Machine learning-based cps for clustering high throughput machining cycle conditions," *Procedia Manufacturing*, vol. 10, pp. 997–1008, 2017.
- [44] Ying Peng et al., "Current status of machine prognostics in condition-based maintenance: A review," *International Journal of Advanced Manufacturing Technology*, vol. 50, pp. 297–313, 2010.
- [45] Y. Bengio et al., "Representation learning: A review and new perspectives," *IEEE TPAMI*, vol. 35, pp. 1798–1828, 2013.
- [46] Yann LeCun et al., "Deep learning," *Nature*, vol. 521, pp. 436–44, 2015.
- [47] Min Xia et al., "Fault diagnosis for rotating machinery using multiple sensors and convolutional neural networks," *IEEE/ASME Transactions on Mechatronics*, vol. PP, pp. 1–1, 2017.
- [48] Long Wen et al., "A new convolutional neural network based data-driven fault diagnosis method," *IEEE TIE*, vol. PP, pp. 1–1, 2017.
- [49] Jun Pan et al., "Liftingnet: A novel deep learning network with layerwise feature learning from noisy mechanical data for fault classification," *IEEE TIE*, vol. PP, pp. 1–1, 2017.
- [50] Wathiq Abed, "A robust bearing fault detection and diagnosis technique for brushless dc motors under non-stationary operating conditions," *JCAES*, 2015.
- [51] Liang Guo et al., "A recurrent neural network based health indicator for remaining useful life prediction of bearings," *Neurocomputing*, vol. 240, 2017.
- [52] Bingjie Wu et al., "Simultaneous-fault diagnosis considering time series with a deep learning transformer architecture for air handling units," *Energy and Buildings*, vol. 257, pp. 111608, 2021.
- [53] Kun Yu et al., "A bearing fault and severity diagnostic technique using adaptive deep belief networks and dempster-shafer theory," *Structural Health Monitoring*, 2019.
- [54] Tianchen Liang et al., "Bearing fault diagnosis based on improved ensemble learning and deep belief network," *Journal of Physics*, vol. 1074, pp. 012154, 2018.
- [55] Feng Jia et al., "Deep neural networks: A promising tool for fault characteristic mining and intelligent diagnosis of rotating machinery with massive data," *Mechanical Systems and Signal Processing*, vol. 72–73, 2015.
- [56] Jiedi Sun et al., "Intelligent bearing fault diagnosis method combining compressed data acquisition and deep learning," *IEEE TIM*, vol. PP, pp. 1–11, 2017.
- [57] Haidong Shao et al., "A novel method for intelligent fault diagnosis of rolling bearings using ensemble deep auto-encoders," *MSSP*, vol. 102, pp. 278–297, 2018.
- [58] Yuan Xie and Tao Zhang, "Imbalanced learning for fault diagnosis problem of rotating machinery based on generative adversarial networks," 2018, pp. 6017–6022.
- [59] Han Liu et al., "Unsupervised fault diagnosis of rolling bearings using a deep neural network based on generative adversarial networks," *Neurocomputing*, vol. 315, 2018.
- [60] Anurag Choudhary et al., "Bearing fault diagnosis of induction motor using thermal imaging," 2018, pp. 950–955.
- [61] Olivier Janssens et al., "Thermal image based fault diagnosis for rotating machinery," *Infrared Physics and Technology*, vol. 73, pp. 78–87, 2015.
- [62] Amin Taheri-Garavand et al., "An intelligent approach for cooling radiator fault diagnosis based on infrared thermal image processing technique," *Applied Thermal Engineering*, vol. 87, pp. 434–443, 2015.
- [63] Alistair Reid et al., "Fault location and diagnosis in a medium voltage epr power cable," *IEEE TDEI*, vol. 20, pp. 10 – 18, 2013.
- [64] Sen Wang et al., "Panoramic crack detection for steel beam based on structured random forests," *IEEE Access*, vol. 6, pp. 16432–16444, 2018.
- [65] Jinjiang Wang et al., "Machine vision intelligence for product defect inspection based on deep learning and hough transform," *Journal of Manufacturing Systems*, vol. 51, pp. 52–60, 2019.
- [66] Feng Wang et al., "Bilevel feature extraction-based text mining for fault diagnosis of railway systems," *IEEE TITS*, vol. 18, no. 1, pp. 49–58, 2016.
- [67] Ruben Sipos et al., "Log-based predictive maintenance," in *ACM SIGKDD 2014*, p. 1867–1876.
- [68] John Sipple, "Interpretable, multidimensional, multimodal anomaly detection with negative sampling for detection of device failure," in *ICML 2020*, 2020, vol. 119, pp. 9016–9025, PMLR.
- [69] Funa Zhou et al., "A multimodal feature fusion-based deep learning method for online fault diagnosis of rotating machinery," *Sensors*, vol. 18, pp. 3521, 2018.
- [70] Tauheed Mian et al., "A sensor fusion based approach for bearing fault diagnosis of rotating machine," *Journal of Risk and Reliability*, vol. 0, no. 0, pp. 1748006X211044843, 0.
- [71] Wenzhong Guo, Jianwen Wang, and Shiping Wang, "Deep multimodal representation learning: A survey," *IEEE Access*, vol. 7, pp. 63373–63394, 2019.
- [72] Xutai Ma, Yongqiang Wang, Mohammad Javad Dousti, Philipp Koehn, and Juan Pino, "Streaming simultaneous speech translation with augmented memory transformer," in *ICASSP 2021 - 2021 IEEE International Conference on Acoustics, Speech and Signal Processing (ICASSP)*, 2021, pp. 7523–7527.
- [73] AmirAli Bagher Zadeh, Paul Pu Liang, Soujanya Poria, Erik Cambria, and Louis-Philippe Morency, "Multimodal language analysis in the wild: CMU-MOSEI dataset and interpretable dynamic fusion graph," in *Proceedings of the 56th Annual Meeting of the Association for Computational Linguistics (Volume 1: Long Papers)*, Melbourne, Australia, July 2018, pp. 2236–2246, Association for Computational Linguistics.
- [74] Gwen Littlewort, Jacob Whitehill, Tingfan Wu, Ian Fasel, Mark Frank, Javier Movellan, and Marian Bartlett, "The computer expression recognition toolbox (cert)," in *2011 IEEE International Conference on Automatic Face Gesture Recognition (FG)*, 2011, pp. 298–305.

- [75] Gilles Degottex, John Kane, Thomas Drugman, Tuomo Raitio, and Stefan Scherer, “Covarep—a collaborative voice analysis repository for speech technologies,” in *2014 IEEE International Conference on Acoustics, Speech and Signal Processing (ICASSP)*. IEEE, 2014, pp. 960–964.
- [76] Jeffrey Pennington, Richard Socher, and Christopher Manning, “GloVe: Global vectors for word representation,” in *Proceedings of the 2014 Conference on Empirical Methods in Natural Language Processing (EMNLP)*, Doha, Qatar, Oct. 2014, pp. 1532–1543, Association for Computational Linguistics.
- [77] Jiahong Yuan and Mark Y. Liberman, “Speaker identification on the scotus corpus,” *Journal of the Acoustical Society of America*, vol. 123, pp. 3878–3878, 2008.
- [78] Wenmeng Yu, Hua Xu, Ziqi Yuan, and Jiele Wu, “Learning modality-specific representations with self-supervised multi-task learning for multimodal sentiment analysis,” *Proceedings of the AAAI Conference on Artificial Intelligence*, vol. 35, no. 12, pp. 10790–10797, May 2021.
- [79] Wei Han, Hui Chen, and Soujanya Poria, “Improving multimodal fusion with hierarchical mutual information maximization for multimodal sentiment analysis,” in *Proceedings of the 2021 Conference on Empirical Methods in Natural Language Processing, EMNLP 2021, Virtual Event / Punta Cana, Dominican Republic, 7-11 November, 2021*, Marie-Francine Moens, Xuanjing Huang, Lucia Specia, and Scott Wen-tau Yih, Eds. 2021, pp. 9180–9192, Association for Computational Linguistics.
- [80] Mike Lewis, Yinhan Liu, Naman Goyal, Marjan Ghazvininejad, Abdelrahman Mohamed, Omer Levy, Veselin Stoyanov, and Luke Zettlemoyer, “BART: Denoising sequence-to-sequence pre-training for natural language generation, translation, and comprehension,” in *Proceedings of the 58th Annual Meeting of the Association for Computational Linguistics*, Online, July 2020, pp. 7871–7880, Association for Computational Linguistics.