

# Record statistics for random walks and Lévy flights with resetting

Satya N. Majumdar,<sup>1,\*</sup> Philippe Mounaix,<sup>2,†</sup> Sanjib Sabhapandit,<sup>3,‡</sup> and Grégory Schehr<sup>4,§</sup>

<sup>1</sup>*LPTMS, CNRS, Univ. Paris-Sud,*

*Université Paris-Saclay, 91405 Orsay, France*

<sup>2</sup>*CPHT, CNRS, Ecole Polytechnique,*

*IP Paris, F-91128 Palaiseau, France*

<sup>3</sup>*Raman Research Institute, Bangalore 560080, India*

<sup>4</sup>*Sorbonne Université, Laboratoire de Physique Théorique et Hautes Energies,*

*CNRS, UMR 7589, 4 Place Jussieu, 75252 Paris Cedex 05, France*

(Dated: October 12, 2021)

## Abstract

We compute exactly the mean number of records  $\langle R_N \rangle$  for a time-series of size  $N$  whose entries represent the positions of a discrete time random walker on the line with resetting. At each time step, the walker jumps by a length  $\eta$  drawn independently from a symmetric and continuous distribution  $f(\eta)$  with probability  $1 - r$  (with  $0 \leq r < 1$ ) and with the complementary probability  $r$  it resets to its starting point  $x = 0$ . This is an exactly solvable example of a weakly correlated time-series that interpolates between a strongly correlated random walk series (for  $r = 0$ ) and an uncorrelated time-series (for  $(1 - r) \ll 1$ ). Remarkably, we found that for every fixed  $r \in [0, 1[$  and any  $N$ , the mean number of records  $\langle R_N \rangle$  is completely universal, i.e., independent of the jump distribution  $f(\eta)$ . In particular, for large  $N$ , we show that  $\langle R_N \rangle$  grows very slowly with increasing  $N$  as  $\langle R_N \rangle \approx (1/\sqrt{r}) \ln N$  for  $0 < r < 1$ . We also computed the exact universal crossover scaling functions for  $\langle R_N \rangle$  in the two limits  $r \rightarrow 0$  and  $r \rightarrow 1$ . Our analytical predictions are in excellent agreement with numerical simulations.

---

\*Electronic address: satya.majumdar@lptms.u-psud.fr

†Electronic address: philippe.mounaix@polytechnique.edu

‡Electronic address: sanjib.sabhapandit@gmail.com

§Electronic address: gregory.schehr@lptms.u-psud.fr

## I. INTRODUCTION

The study of record statistics in a time series has generated a lot of interest across disciplines. For instance, this time series may represent the stock price in finance or the daily temperature in a given city. Examples of such time series arise naturally in sports, climate data, finance, disordered systems, earthquake models etc., where record statistics provide a useful tool [1–22] to analyse the extremes and rare fluctuations present in the data – see Refs. [23, 24] for recent reviews on record statistics. Our starting point is a generic time series with  $N$  entries  $\{x_1, x_2, \dots, x_N\}$ . A record occurs at step  $m$  if  $x_m > \{x_1, x_2, \dots, x_{m-1}\}$ , i.e., the  $m$ -th entry is bigger than all the previous entries. How many records  $R_N$  occur in this time series of size  $N$ ? It is an easily measurable observable, that carries interesting informations about the correlations structure present in the time series. When the entries are random variables (either independent or correlated),  $R_N$  is also a random variable and studying its statistics is what is called “record statistics”. The study of record statistics started in the statistics and probability literature [25–29], but off late it has generated much interest in the statistical physics literature also, in various contexts such as in biological evolution models [30–34], random walks [35–51], avalanches in disordered systems [20, 36, 52] etc. From the statistical physics point of view, one of the central issues is the universality of the statistics of  $R_N$  with respect to the underlying probability distribution of the entries [24].

The simplest and the most well studied example corresponds to the case where the entries are uncorrelated and each drawn independently from the same parent distribution  $p(x)$  – usually referred to as the independent and identically distributed (IID) model [25–28]. In this IID case, the statistics of  $R_N$  is completely universal for all  $N$  as long as  $p(x)$  is continuous. For example, the mean number of records in an IID time series of  $N$  entries is given by the universal formula (see for example the review [24])

$$\langle R_N \rangle = 1 + \frac{1}{2} + \dots + \frac{1}{N}. \quad (1)$$

In particular, for large  $N$ , the mean number of records grows very slowly as

$$\langle R_N \rangle \approx \ln N \quad , \quad \text{as } N \rightarrow \infty. \quad (2)$$

This is because it gets harder and harder to break a record as  $N$  increases.

A completely contrasting case with *strongly correlated* entries corresponds to the random walk model (RW) where the entry  $x_n$  corresponds to the position of a random walk (in

discrete time and continuous space) after  $n$  steps starting from  $x_0 = 0$ . The position of the random walker evolves via the Markov rule

$$x_n = x_{n-1} + \eta_n , \quad (3)$$

where the jump lengths  $\eta_n$ 's are IID, each drawn from a symmetric and continuous distribution  $f(\eta)$ . Note that this model also includes Lévy flights where the jump distribution has a fat tail:  $f(\eta) \sim |\eta|^{-1-\mu}$  for large  $|\eta|$  and the Lévy index  $0 < \mu \leq 2$ . Here, unlike the IID model, the entries/positions  $x_n = \sum_{k=1}^n \eta_k$  for different  $n$  are strongly correlated, even though the increments  $\eta_k$ 's are uncorrelated. In this case, the record statistics can be computed exactly and, interestingly, the statistics of  $R_N$  is again completely universal for all  $N$ , i.e., independent of the jump distribution  $f(\eta)$ , as long as  $f(\eta)$  is symmetric and continuous. The origin of the universality in the RW model turns out to be very different from that in the IID model [24, 35]. In the RW model, the mean number of records is given by the universal formula [35]

$$\langle R_N \rangle = (2N + 1) \binom{2N}{N} 2^{-2N} - 1 , \quad (4)$$

where, by convention, the first entry  $x_0 = 0$  is *not* counted as a record. For large  $N$ , the mean number of records  $\langle R_N \rangle$  grows much faster than in the IID model, namely,

$$\langle R_N \rangle \simeq \frac{2}{\sqrt{\pi}} \sqrt{N} \quad , \quad \text{as } N \rightarrow \infty . \quad (5)$$

It is natural then to ask what happens to the record statistics for a time series whose entries are neither IID nor strongly correlated as in the RW case, in other words when the entries are only “weakly correlated”. An ideal candidate for a model where this question can be addressed is in fact the random walk with resetting [53, 54]. Random walks (or Brownian motion (BM) in continuous time) with resetting have been extensively studied in the recent past [53–69] – see Ref. [70] for a recent review. There are two aspects of BM with resetting dynamics that have attracted much attention. (i) The first interesting fact is that, in the presence of a resetting protocol, where a diffusing particle goes back to its initial position at a constant rate, the dynamics violates the detailed balance and the position distribution of the particle reaches a non-equilibrium stationary state (NESS) at long times [53, 54]. The relaxation dynamics to this stationary state turns out to be rather unusual [58]. Furthermore, since the Brownian motion with resetting reaches a stationary



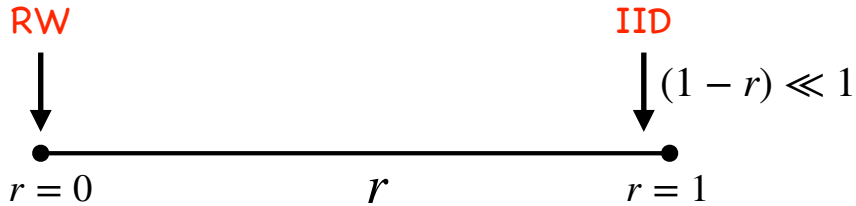


FIG. 2: The resetting random walker model studied here (6) has a single parameter, namely the resetting probability  $0 \leq r < 1$ . This model reduces to the standard random walk (marked RW) in the  $r = 0$  limit, while it corresponds to the IID model in the opposite limit  $(1 - r) \ll 1$ .

$0 \leq r < 1$  to the origin. The position  $x_n$  now evolves by the stochastic rule

$$x_n = \begin{cases} 0, & \text{with proba. } r \\ x_{n-1} + \eta_n, & \text{with proba. } 1 - r, \end{cases} \quad (6)$$

where the jump length  $\eta_n$  is drawn independently at each step from a continuous and symmetric distribution  $f(\eta)$ . In Fig. 1 we show schematically a typical trajectory of a random walk with resetting, where the record values are marked by black dots.

For  $r = 0$ , this model (6) reduces precisely to a standard RW/Lévy flight without resetting (3). In the opposite limit  $(1 - r) \ll 1$ , where the particle is reset to the origin with a high probability at all steps, only few entries, separated by an exponentially long time interval (distributed as  $r^n$  where  $n$  is the time interval), would be nonzero. Since only these nonzero entries are relevant for the record statistics (clearly an entry with value 0 can not be a record), they are effectively uncorrelated in the limit  $r \rightarrow 1$ . Hence, when  $r$  is close to 1, one expects to recover the record statistics for the IID model. Thus this RW with resetting model, with parameter  $r$ , nicely interpolates between the two well studied models, namely the IID [ $(1 - r) \ll 1$  limit] and the RW ( $r = 0$ ) cases discussed before (see Fig. 2). We recall that in the IID case [ $(1 - r) \ll 1$  limit], the mean number of records grows universally as  $\langle R_N \rangle \sim \ln N$  for large  $N$ . In the opposite limit  $r = 0$  (RW model), the mean number of records again grows universally, but much faster, as  $\langle R_N \rangle \sim \sqrt{4N/\pi}$  for large  $N$ . It is then interesting to know how  $\langle R_N \rangle$  behaves for intermediate values of the resetting probability  $0 \leq r < 1$ . Does it stay universal, i.e., independent of the jump distribution  $f(\eta)$  as in the RW case?

Here, we compute exactly  $\langle R_N \rangle$  for all  $0 \leq r < 1$  and show that it depends continuously

on  $r$ , nicely interpolating between the two known limits. However, to our complete surprise, we found that for every  $r$ , the average  $\langle R_N \rangle$  is completely universal, i.e., independent of the jump distribution  $f(\eta)$  as long as  $f(\eta)$  is symmetric and continuous. Let us briefly summarize our main results. We show that the generating function (GF) of  $\langle R_N \rangle$  is given by the exact formula

$$\tilde{R}(z) = \sum_{N=0}^{\infty} \langle R_N \rangle z^N = \frac{\sqrt{1 - (1-r)z}}{r z(1-z)} \ln \left[ \frac{1 - (1-r)z - r z \sqrt{1 - (1-r)z}}{1-z} \right], \quad (7)$$

which is completely independent of the jump distribution  $f(\eta)$ . Thus this result holds not only for RW's whose jump distributions have a finite variance, but also for Lévy flights where the jump distribution has a fat tail. By analysing this formula (7), we show that, asymptotically for large  $N$  and fixed  $0 < r < 1$ , the mean number of records grows as

$$\langle R_N \rangle = \frac{1}{\sqrt{r}} \ln N + \frac{1}{\sqrt{r}} (\gamma_E + \ln(r(1 - \sqrt{r}))) + O(1/N), \quad (8)$$

where  $\gamma_E = 0.57721\dots$  is the Euler constant. Note that this asymptotic large  $N$  formula holds strictly for  $r < 1$ . We then consider the two limiting cases  $r \rightarrow 0$  and  $r \rightarrow 1$  to see how  $\langle R_N \rangle$  converges respectively to the RW model and the IID model. We show that in the limit  $r \rightarrow 0$ ,  $N \rightarrow \infty$  keeping the product  $r N$  fixed,  $\langle R_N \rangle$  takes the scaling form

$$\langle R_N \rangle \approx \frac{1}{\sqrt{r}} f_1(r N), \quad (9)$$

where  $f_1(u)$  is a universal scaling function that we compute explicitly [see Eqs. (46) and (47)]. It has the leading asymptotic behaviours

$$f_1(u) \approx \begin{cases} \frac{2}{\sqrt{\pi}} \sqrt{u}, & u \rightarrow 0, \\ \ln u + \gamma_E, & u \rightarrow \infty. \end{cases} \quad (10)$$

Interestingly, the same scaling function  $f_1(u)$  also appears in the expected maximum up to time  $t$  of a continuous time Brownian motion with resetting [69]. In Section III, we will make a connection between the mean number of records and the expected maximum. From Eq. (9) and the small  $u$  behaviour of  $f_1(u)$  in Eq. (10), one recovers the RW result in Eq. (5). Similarly, in the opposite limit  $r \rightarrow 1$ ,  $N \rightarrow \infty$  keeping the product  $(1-r) N$  fixed, we show that  $\langle R_N \rangle$  takes the scaling form

$$\langle R_N \rangle \approx f_2((1-r) N), \quad (11)$$

where  $f_2(v)$  is also a universal scaling function given by

$$f_2(v) = -\text{Ei}\left(-\frac{v}{2}\right) + \gamma_E + \ln\left(\frac{v}{2}\right), \quad (12)$$

where  $-\text{Ei}(-z) = \int_z^\infty e^{-t}/t dt$ . The scaling function has the leading asymptotic behaviours

$$f_2(v) \approx \begin{cases} \frac{v}{2}, & v \rightarrow 0, \\ \ln\left(\frac{v}{2}\right) + \gamma_E, & v \rightarrow \infty. \end{cases} \quad (13)$$

From Eq. (11) and the asymptotic behaviour of  $f_2(v)$  as  $v \rightarrow \infty$  in Eq. (13), one recovers the leading behaviour  $\langle R_N \rangle \approx \ln N$  in the IID model in Eq. (2). Our numerical simulations are in perfect agreement with our analytical predictions.

The rest of the paper is organized as follows. In Section II, we present the main derivation of the result for the GF of  $\langle R_N \rangle$  in Eq. (7) and demonstrate precisely how the universality emerges. In Section III, we derive the asymptotic behaviour of  $\langle R_N \rangle$  for large  $N$ , starting from Eq. (7). We also compute the two scaling functions  $f_1(u)$  and  $f_2(v)$  in the two limits  $r \rightarrow 0$  and  $r \rightarrow 1$  respectively. In that Section, we also compare our analytical predictions with numerical simulations. Finally, we conclude in Section IV with some remarks and open questions.

## II. COMPUTING THE EXACT GENERATING FUNCTION OF $\langle R_N \rangle$

We start with a discrete-time series with  $N$  entries  $\{x_0 = 0, x_1, x_2, \dots, x_N\}$  where the positions  $x_n$ 's evolve via the stochastic rule in Eq. (6), i.e.,  $x_n$  corresponds to the position of a random walker at step  $n$ , with a resetting probability  $r$  to the origin at each step. We recall that a record occurs at step  $n$  if  $x_n > \max\{x_0 = 0, x_1, \dots, x_{n-1}\}$ , i.e., it exceeds all the previous positions. We use the convention that  $x_0 = 0$  is not a record. The reason for this convention will be clear later. We want to compute the average number of records  $\langle R_N \rangle$  up to step  $N$ . To compute this quantity, it is convenient to introduce a binary variable  $\sigma_n = \{1, 0\}$  at each step such that

$$\sigma_n = \begin{cases} 1 & \text{if a record occurs at step } n, \\ 0 & \text{otherwise.} \end{cases} \quad (14)$$

Note that, by our convention,  $\sigma_0 = 0$ . For all  $n \geq 1$ , the indicator function  $\sigma_n$  is a binary random variable that fluctuates from one realisation of the time series to another. For each

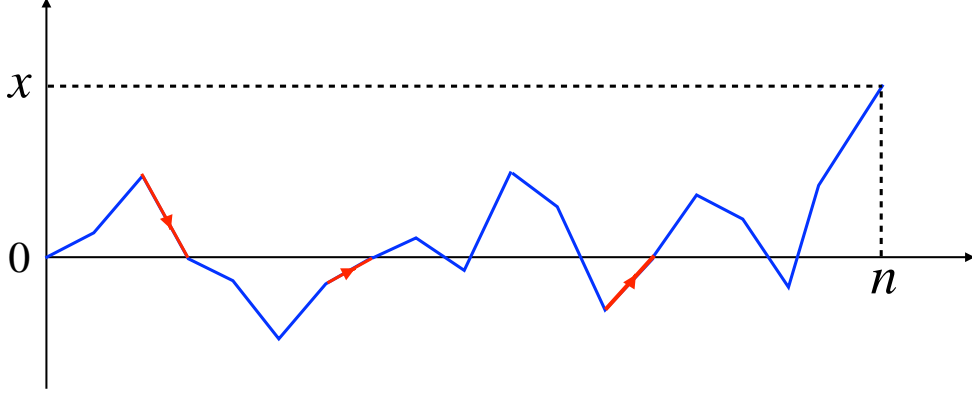


FIG. 3: Schematic trajectory of a random walk with resetting, starting from  $x = 0$  up to  $n$  steps [see Eq. (6)]. The resetting events are marked by red arrows. If a record happens at step  $n$  with value  $x$ , the trajectory reaches the level  $x$  for the first time at step  $n$ .

realisation of the time series, the number of records  $R_N$  (which is also a random variable) can be expressed as a sum

$$R_N = \sum_{n=1}^N \sigma_n . \quad (15)$$

Taking the average over all realisations, we get

$$\langle R_N \rangle = \sum_{n=1}^N \langle \sigma_n \rangle . \quad (16)$$

Since  $\sigma_n = \{1, 0\}$  is a binary random variable, its average  $\langle \sigma_n \rangle$  is just the probability that a record occurs at step  $n$ . Below, we show how to compute  $\langle \sigma_n \rangle$  and from it, the mean number of records  $\langle R_N \rangle$  using Eq. (16).

Suppose that a record occurs at step  $n$ , with a record value  $x > 0$  (see Fig. 3). Let  $P_r(x, n)$  denote the probability that the process reaches the level  $x$  for the first time at step  $n$ , starting from  $x = 0$ . Here, the subscript  $r$  refers to the presence of a nonzero resetting probability  $r$ . Hence  $\langle \sigma_n \rangle$ , the probability that a record occurs at step  $n$  can be obtained by integrating  $P_r(x, n)$  over all possible  $x > 0$  at step  $n$ , i.e.,

$$\langle \sigma_n \rangle = \lim_{\epsilon \rightarrow 0} \int_{\epsilon}^{\infty} P_r(x, n) dx . \quad (17)$$

The reason for putting a cutoff  $\epsilon$  is the following. For a record to happen at step  $n$ , the value of the process at step  $n$  must be strictly bigger than 0, since the process starts at  $x = 0$ .



This is true for any process. In the absence of resetting, one can set  $\epsilon = 0$  in the outset, because the event that the process reaches exactly  $x = 0$  at step  $n$  is a set with measure zero. However, in the presence of a finite resetting probability  $r$ , the process resets to 0 with a nonzero probability and these events should not be counted as records. Hence, we need to impose a finite lower cutoff  $\epsilon$  in the integral over  $x$  in the integral in Eq. (17) (to exclude these “spurious” records with value 0) and eventually take the limit  $\epsilon \rightarrow 0$ .

Our next step is to estimate  $P_r(x, n)$  using a renewal equation approach. For this, we need to first introduce a quantity  $Q_0(x, n)$  that denotes the probability that the random walker (without resetting, hence the subscript ‘0’), starting at the origin, stays below the level  $x > 0$  up to step  $n$ . We will refer to this as the survival probability of the walker without resetting. Then the renewal equation for  $P_r(x, n)$  can be written as

$$P_r(x, n) = (1 - r)^n P_0(x, n) + r \sum_{m=0}^{n-1} (1 - r)^m Q_0(x, m) P_r(x, n - m - 1), \quad (18)$$

starting from  $P_r(x, 0) = 0$ , for all  $x > 0$ . This equation can be understood as follows. Suppose that there is no resetting up to  $n$  steps. The probability for this event is  $(1 - r)^n$ . Hence, the first term on the right hand side (rhs) of Eq. (18) corresponds to the event of “no resetting”. The second term on the rhs in Eq. (18) corresponds to the events where the number of resettings within  $n$  steps is at least one. In this case, when there is at least one resetting event, suppose that the first resetting event occurs at step  $m + 1$ . The probability for this resetting event is  $r(1 - r)^m$  since the first  $m$  steps have no resetting [this happens with probability  $(1 - r)^m$ ] followed by a resetting event exactly at step  $m + 1$  (this occurs with probability  $r$ ). During these first  $m$  steps, the random walker evolves without resetting and the probability that this walk stays below the level  $x$  up to step  $m$  is just  $Q_0(x, m)$ . Finally, after the first resetting at step  $m + 1$ , the process renews itself, starting from the origin, and eventually arrives at  $x$  for the first time at step  $n$  of the original process, i.e., at step  $n - m - 1$  for the renewed process starting at 0 at step  $m + 1$ . Thus the entire probability of the trajectory with first resetting at step  $m + 1$  is given by the product  $r(1 - r)^m Q_0(x, m) P_r(x, n - m - 1)$ . Finally, noting that the first resetting can occur at all intermediate steps between 0 and  $n$  we obtain the result in Eq. (18) by summing over all possible values of  $m$ . Notice that Eq. (18) holds for all  $x \geq 0$  and all  $n \geq 0$ . For  $n = 0$ , we just interpret the sum in the second term in Eq. (18) as 0.

We next define the generating functions

$$\tilde{P}_r(x, z) = \sum_{n=0}^{\infty} P_r(x, n) z^n \quad \text{and} \quad \tilde{Q}_0(x, z) = \sum_{m=0}^{\infty} Q_0(x, m) z^m. \quad (19)$$

Multiplying both sides of Eq. (18) by  $z^n$  and summing over  $n$  from  $n = 0$  to  $n \rightarrow \infty$ , we obtain, upon using the convolution structure of the second term in Eq. (18)

$$\tilde{P}_r(x, z) = \tilde{P}_0(x, (1-r)z) + r z \tilde{Q}_0(x, (1-r)z) \tilde{P}_r(x, z). \quad (20)$$

This allows us to express the GF  $\tilde{P}_r(x, z)$  in terms of the generating functions without resetting ( $r = 0$ ), namely

$$\tilde{P}_r(x, z) = \frac{\tilde{P}_0(x, (1-r)z)}{1 - r z \tilde{Q}_0(x, (1-r)z)}. \quad (21)$$

For a standard random walk/Lévy flight without resetting, the first-passage probability  $P_0(x, n)$  to level  $x$  at step  $n$  and the survival probability  $Q_0(x, n)$  to stay below the level  $x$  up to step  $n$  are well studied [37, 82–87]. We first note that  $Q_0(x, n)$  coincides with the probability that the random walker, starting at  $x > 0$  initially, does not cross 0 up step  $n$ . This is easily seen by making a change of coordinates  $y_n = x - x_n$ . Similarly,  $P_0(x, n)$  can be identified with the probability that the random walker, starting at the origin, reaches the level  $x > 0$  at step  $n$ , without crossing the origin in between. This is seen first by making the transformation  $y_n = x - x_n$ , followed by the reversal of the time. The GF's of these two probabilities for a random walk can, in principle, be extracted from their Laplace transforms, which are known to satisfy [40, 85–88]

$$\int_0^{\infty} \tilde{P}_0(x, z) e^{-\lambda x} dx = \phi(\lambda, z) \quad (22)$$

$$\int_0^{\infty} \tilde{Q}_0(x, z) e^{-\lambda x} dx = \frac{\phi(\lambda, z)}{\lambda \sqrt{1-z}} \quad (23)$$

where

$$\phi(\lambda, z) = \exp \left( -\frac{\lambda}{\pi} \int_{-\infty}^{\infty} \frac{\ln(1 - z \hat{f}(k))}{\lambda^2 + k^2} dk \right), \quad (24)$$

where  $\hat{f}(k) = \int_{-\infty}^{\infty} f(x) e^{ikx} dx$  is the Fourier transform of the jump distribution. Note that the dependence on the jump distribution  $f(\eta)$  occurs only through the function  $\phi(\lambda, z)$ . Interestingly, the dependence on the jump distribution  $f(\eta)$  of  $\tilde{Q}_0(x, z)$  in Eq. (23) completely

disappears in the limit  $x \rightarrow 0$ . To see this, one can perform the change of variable  $\lambda x = u$  in Eq. (23) and take the limit  $\lambda \rightarrow \infty$ , using  $\phi(\lambda \rightarrow \infty, z) = 1$ . This gives

$$\tilde{Q}_0(0, z) = \frac{1}{\sqrt{1-z}} = \sum_{n=0}^{\infty} \binom{2n}{n} 2^{-2n} z^n. \quad (25)$$

Thus  $Q_0(0, n) = \binom{2n}{n} 2^{-2n}$  is universal for any  $n$ , i.e., independent of the jump distribution  $f(\eta)$ , as long as it is symmetric and continuous. This is known as the celebrated Sparre Andersen theorem [83]. Similarly, in the limit  $x \rightarrow \infty$  one can extract  $Q_0(x \rightarrow \infty, z)$  by taking the  $\lambda \rightarrow 0$  limit in Eq. (23). Note that in the limit  $\lambda \rightarrow 0$ , one obtains  $\phi(\lambda \rightarrow 0, z) = 1/\sqrt{1-z}$  [83]. This gives

$$\tilde{Q}_0(x \rightarrow \infty, z) = \frac{1}{1-z} = \sum_{n=0}^{\infty} z^n. \quad (26)$$

Hence  $Q_0(x \rightarrow \infty, n) = 1$  for all  $n \geq 0$ , which of course is expected since, if the walker starts at  $\infty$  it does not cross 0 up to step  $n$  with probability 1. Thus, in both limits  $x \rightarrow 0$  and  $x \rightarrow \infty$ , the GF of the survival probability  $\tilde{Q}_0(x, z)$  is universal. We will see shortly that these two limiting universal behaviours will play an important role in establishing the universality of the mean number of records.

There exists a nice relation between  $\tilde{P}_0(x, z)$  and  $\tilde{Q}_0(x, z)$  which will be useful shortly. To derive this relation, we integrate Eq. (23) by parts and we use the Sparre Andersen theorem (25), namely  $\tilde{Q}_0(0, z) = 1/\sqrt{1-z}$ . This gives

$$1 + \sqrt{1-z} \int_0^{\infty} \frac{\partial \tilde{Q}_0(x, z)}{\partial x} e^{-\lambda x} dx = \phi(\lambda, z) = \int_0^{\infty} \tilde{P}_0(x, z) e^{-\lambda x} dx, \quad (27)$$

where in the last equality we used the relation (22). Comparing the rhs and the lhs of Eq. (27), we get

$$\tilde{P}_0(x, z) = \delta(x) + \sqrt{1-z} \frac{\partial \tilde{Q}_0(x, z)}{\partial x}. \quad (28)$$

Substituting this relation in Eq. (21), we obtain

$$\tilde{P}_r(x, z) = \frac{\delta(x) + \sqrt{1-z} \partial_x \tilde{Q}_0(x, (1-r)z)}{1 - r z \tilde{Q}_0(x, (1-r)z)}. \quad (29)$$

We now substitute this expression for  $\tilde{P}_r(x, z)$  on the rhs of Eq. (17). Due to a finite lower cut-off  $\epsilon$ , the term containing  $\delta(x)$  in Eq. (29) does not contribute to the integral. Moreover, the second term can be integrated explicitly yielding

$$\sum_{n=0}^{\infty} \langle \sigma_n \rangle z^n = \frac{\sqrt{1-(1-r)z}}{r z} \ln \left( \frac{1 - r z \tilde{Q}_0(0, (1-r)z)}{1 - r z \tilde{Q}_0(x \rightarrow \infty, (1-r)z)} \right). \quad (30)$$

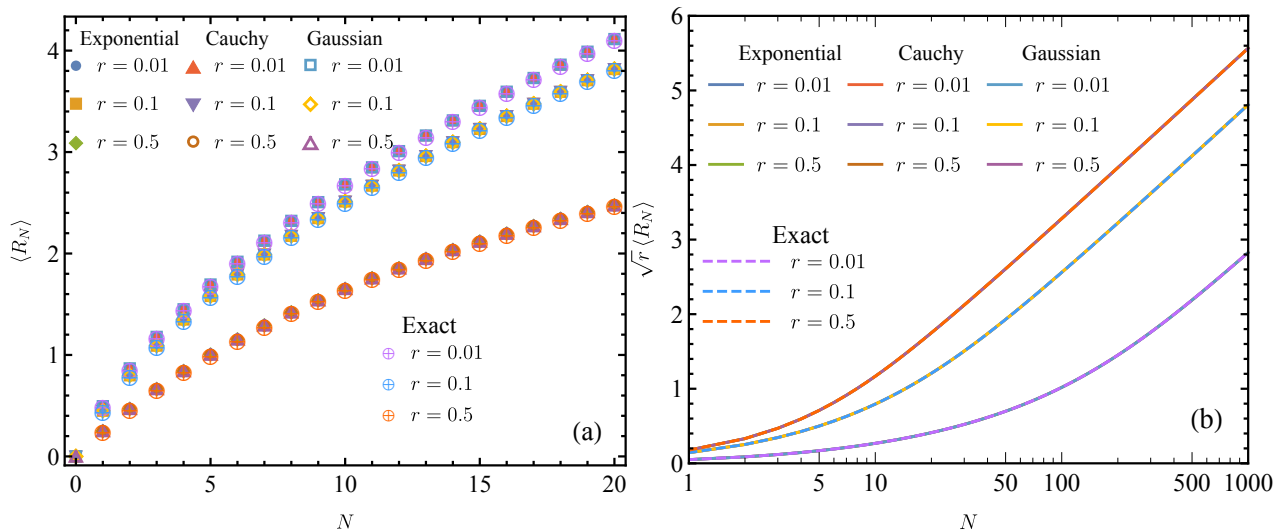


FIG. 4: Plot of the average number of records  $\langle R_N \rangle$  vs  $N$  for three different values of  $r = 0.01, 0.1$  and  $r = 0.5$ . For each value of  $r$ , the numerical data for three different jump distributions coincide for all  $N$ . In panel a), we also show the exact results for  $\langle R_N \rangle$  for smaller values of  $N$  extracted from Eq. (32) by expanding the GF in powers of  $z$  using Mathematica. The first three values ( $N = 1, 2$  and  $3$ ) are given in Eq. (33). We find a perfect agreement between the numerical results and the analytical predictions. This also confirms the universality for even smaller values of  $N$ . In panel b), we plot the analytical and the numerical results for  $\langle R_N \rangle$  vs  $N$  for a wider range of  $N$  (plotted on a log-linear scale) and for three different values of  $r$ . For each  $r$ , we see that the three different jump distributions give identical results for all  $N$ , thus confirming the universality.

Interestingly, the rhs of Eq. (30) involves only the limiting values of the GF  $\tilde{Q}_0(x, (1-r)z)$ , namely the  $x \rightarrow 0$  and  $x \rightarrow \infty$  limits. As shown before,  $\tilde{Q}_0(x, (1-r)z)$  is universal in both these limits. Consequently, the rhs of Eq. (30) is universal, i.e., independent of  $f(\eta)$  as long as it is symmetric and continuous. Indeed, using the results in Eqs. (25) and (26), we get

$$\sum_{n=0}^{\infty} \langle \sigma_n \rangle z^n = \frac{\sqrt{1 - (1-r)z}}{rz} \ln \left[ \frac{1 - (1-r)z - rz\sqrt{1 - (1-r)z}}{1-z} \right]. \quad (31)$$

Finally, using the relation (16), one gets the GF of the mean number of records  $\langle R_N \rangle$

$$\sum_{N=0}^{\infty} \langle R_N \rangle z^N = \frac{1}{1-z} \sum_{n=0}^{\infty} \langle \sigma_n \rangle z^n = \frac{\sqrt{1 - (1-r)z}}{rz(1-z)} \ln \left[ \frac{1 - (1-r)z - rz\sqrt{1 - (1-r)z}}{1-z} \right]. \quad (32)$$

Thus, remarkably, the dependence on  $\phi(\lambda, z)$ , and hence on  $f(\eta)$ , completely drops out and we get a universal result for any  $0 \leq r < 1$ . Note that  $\langle R_N \rangle$  is universal, i.e., independent

of  $f(\eta)$  for all  $N$ , and not just for large  $N$ . For example, by expanding the rhs of (32) in powers of  $z$ , one can easily obtain  $\langle R_N \rangle$  for the first few values of  $N$  such as  $N = 1, 2$  and 3

$$\langle R_1 \rangle = \frac{1-r}{2} \quad , \quad \langle R_2 \rangle = \frac{1}{8}(-r^2 - 6r + 7) \quad , \quad \langle R_3 \rangle = \frac{1}{16}(-r^3 - 3r^2 - 15r + 19) \quad .(33)$$

For general  $N$ , it is hard to extract  $\langle R_N \rangle$  explicitly from its GF in Eq. (32). However, as shown in the next Section, one can easily extract  $\langle R_N \rangle$  for large  $N$ , by analysing the limit  $z \rightarrow 1$  of the GF in Eq. (32).

In Fig. 4, we test the universality of  $\langle R_N \rangle$  vs  $N$  for all  $N$  by computing  $\langle R_N \rangle$  numerically for three different values of  $r$  and, for each  $r$ , for three different jump distributions: (i) Exponential,  $f(\eta) = (1/2)e^{-|\eta|}$  (for simplicity we call it “exponential”, even though it is actually a double-sided exponential distribution), (ii) Cauchy,  $f(\eta) = (1/\pi)1/(1 + \eta^2)$  and (iii) Gaussian,  $f(\eta) = (1/\sqrt{2\pi})e^{-\eta^2/2}$ . For each  $r$ , we see that the results for the three distributions coincide with each other and also with the exact analytical answer extracted from the GF in Eq. (32).

### III. ASYMPTOTIC EXPANSION FOR LARGE $N$

In this section, we first analyse  $\langle R_N \rangle$  for large  $N$  with  $r$  fixed. Then, we investigate the scaling limit  $N \rightarrow \infty$  and  $r \rightarrow 0$  with the product  $u = rN$  fixed, to describe the crossover from the RW limit when  $r$  increases from 0. In this limit, we also show how the result for  $\langle R_N \rangle$  can be translated to the expected maximum of a continuous time Brownian motion with resetting. Finally, we also investigate the opposite scaling limit  $N \rightarrow \infty$  and  $r \rightarrow 1$  with the product  $u = (1-r)N$  fixed, to describe the crossover from the IID limit, when  $r$  decreases from 1.

#### A. The limit $N \rightarrow \infty$ for fixed $r$

Here, we set  $z = 1 - s$  with  $s \rightarrow 0$  in Eq. (32). The left hand side (lhs) then converges to the Laplace transform

$$\sum_{N=0}^{\infty} \langle R_N \rangle z^N \approx \int_0^{\infty} \langle R_N \rangle e^{-sN} dN \quad .(34)$$

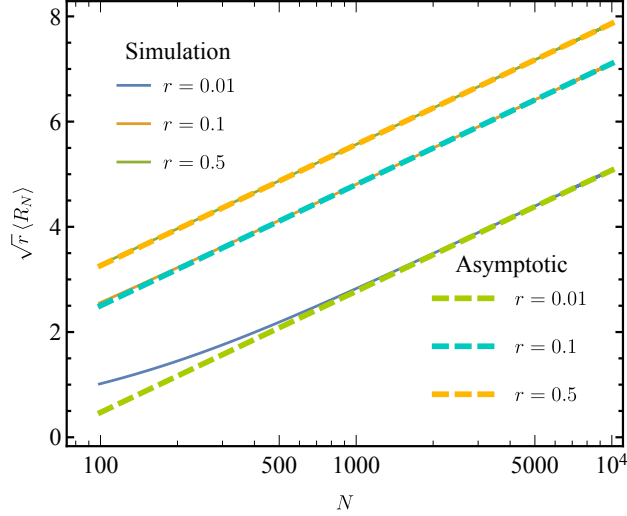


FIG. 5: The numerically obtained  $\langle R_N \rangle$  vs  $N$  for large  $N$  for the exponential jump distribution  $f(\eta) = (1/2)e^{-|\eta|}$  for  $r = 0.01, r = 0.1$  and  $r = 0.5$  compared with the asymptotic formula in Eq. (38), where we kept only the two leading order terms for large  $N$ . The asymptotic result in Eq. (38) is expected to hold only for very large  $N$ , i.e.,  $N > N^*(r)$  where  $N^*(r)$  is a crossover value. From the data for  $r = 0.01$  we see that  $N^*(r = 0.01) \approx 1000$ , below which one needs to keep higher order terms in Eq. (38).

On the other hand, the rhs of Eq. (32), to leading orders in  $s \rightarrow 0$  behaves as

$$\text{rhs} \approx -\frac{1}{\sqrt{r}} \frac{\ln s}{s} + \left[ \frac{1}{\sqrt{r}} \ln(r - r^{3/2}) \right] \frac{1}{s}. \quad (35)$$

Equating the lhs and the rhs gives

$$\int_0^\infty \langle R_N \rangle e^{-sN} dN \approx -\frac{1}{\sqrt{r}} \frac{\ln s}{s} + \left[ \frac{1}{\sqrt{r}} \ln(r - r^{3/2}) \right] \frac{1}{s}. \quad (36)$$

Using

$$\mathcal{L}_{s \rightarrow N}^{-1} \left( -\frac{\ln s}{s} \right) = \ln N + \gamma_E, \quad (37)$$

one can easily invert the Laplace transform in Eq. (36) to get the leading asymptotic behaviour of  $\langle R_N \rangle$  for large  $N$

$$\langle R_N \rangle = \frac{1}{\sqrt{r}} \ln N + \frac{1}{\sqrt{r}} (\gamma_E + \ln(r(1 - \sqrt{r}))) + O(1/N). \quad (38)$$

In Fig. 5, we compare this asymptotic result to the numerically obtained  $\langle R_N \rangle$  for three different values of  $r$  and for the exponential jump distribution  $f(\eta) = (1/2)e^{-|\eta|}$ . We have

also checked (not shown in the figure to avoid crowding) that, for a fixed  $r$ , exactly the same results are obtained for each  $N$ , for a Cauchy and a Gaussian jump distribution, as expected from the universality.

### B. The limit $N \rightarrow \infty$ , $r \rightarrow 0$ keeping $rN$ fixed

To study the large  $N$  limit, we set, as before,  $z = 1 - s$  with  $s \rightarrow 0$ . The lhs of Eq. (32) converges, as before to the Laplace transform in Eq. (34). We anticipate a scaling form as in Eq. (9) – verified a posteriori –

$$\langle R_N \rangle \approx \frac{1}{\sqrt{r}} f_1(rN). \quad (39)$$

Substituting this scaling form in the Laplace transform in Eq. (34) and making a change of variable  $rN = u$ , we get

$$\sum_{N=0}^{\infty} \langle R_N \rangle z^N \approx \int_0^{\infty} \langle R_N \rangle e^{-sN} dN \approx \frac{1}{r^{3/2}} \int_0^{\infty} f_1(u) e^{-\frac{s}{r}u} du. \quad (40)$$

Since we are considering the  $r \rightarrow 0$  limit, and  $s \rightarrow 0$  limit simultaneously, we see that we need to keep the ratio  $s/r = p$  fixed in Eq. (40). This gives

$$\sum_{N=0}^{\infty} \langle R_N \rangle z^N \approx \frac{1}{s^{3/2}} \left[ p^{3/2} \int_0^{\infty} f_1(u) e^{-pu} du \right]. \quad (41)$$

On the rhs of Eq. (32), we set  $r = s/p$  with  $p$  fixed to be of  $O(1)$  and expand for small  $s$ . This gives the small  $s$  behaviour of the rhs of Eq. (32) for fixed  $p$  as

$$\text{rhs} \approx \frac{1}{s^{3/2}} \left[ \sqrt{p(1+p)} \ln \left( \frac{1+p}{p} \right) \right]. \quad (42)$$

Equating Eqs. (41) and (42) gives us the exact Laplace transform of the scaling function  $f_1(u)$

$$\int_0^{\infty} f_1(u) e^{-pu} du = \frac{\sqrt{1+p}}{p} \ln \left( \frac{1+p}{p} \right). \quad (43)$$

To invert this Laplace transform, we can use the following two identities

$$\mathcal{L}_{p \rightarrow t}^{-1} \left( \frac{\sqrt{p+1}}{p} \right) = \frac{1}{\sqrt{\pi t}} e^{-t} + \text{erf}(\sqrt{t}) \quad (44)$$

$$\mathcal{L}_{p \rightarrow t}^{-1} \ln \left( \frac{1+p}{p} \right) = \frac{1}{t} (1 - e^{-t}), \quad (45)$$

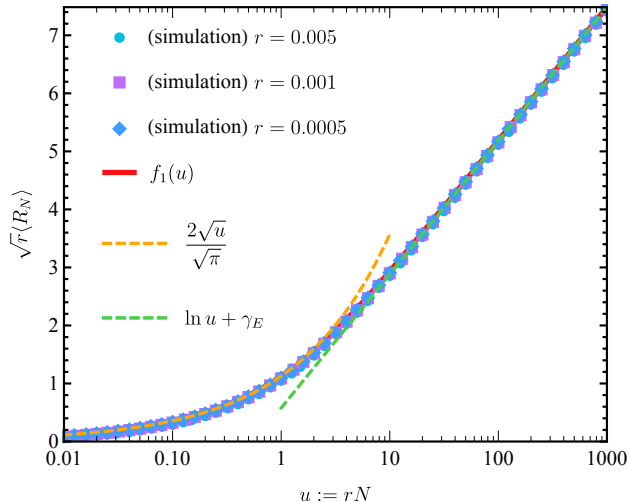


FIG. 6: Numerical verification of the scaling form in Eq. (39):  $\sqrt{r} \langle R_N \rangle$  plotted vs  $u = rN$  for three different small values of  $r$  and different values of large  $N$ . All the three curves collapse onto the same master curve, demonstrating the validity of the scaling form in Eq. (39). Furthermore, the numerically obtained scaling function matches perfectly with the analytical scaling function  $f_1(u)$  in Eq. (46). The orange and the green dashed curves indicate the asymptotic behaviours for  $u \rightarrow 0$  and  $u \rightarrow \infty$  respectively in Eq. (48).

where  $\text{erf}(z) = (2/\sqrt{\pi}) \int_0^z e^{-u^2} du$  is the error function. Now using the convolution theorem, we can explicitly write the scaling function (which is universal) as

$$f_1(u) = \int_0^u dt \left( \frac{1}{\sqrt{\pi t}} e^{-t} + \text{erf}(\sqrt{t}) \right) \left( \frac{1 - e^{-(u-t)}}{u-t} \right). \quad (46)$$

This integral seems hard to perform explicitly. However, its derivative  $f_1'(u)$  can be expressed in terms of a hypergeometric function as shown in the Appendix A,

$$f_1'(u) = \frac{e^{-u}}{\sqrt{\pi u}} {}_2F_2 \left( \{1, 1\}, \left\{ \frac{1}{2}, 2 \right\}, u \right). \quad (47)$$

The asymptotic behaviour of  $f_1'(u)$  can be easily obtained from the hypergeometric function and one gets  $f_1'(u) \approx 1/\sqrt{u}$  as  $u \rightarrow 0$  and  $f_1'(u) \approx 1/u$  as  $u \rightarrow \infty$ . Integrating over  $u$ , and using  $f_1(0) = 0$ , one gets the following asymptotic behaviour of the scaling function

$$f_1(u) \approx \begin{cases} \frac{2}{\sqrt{\pi}} \sqrt{u} & , \quad u \rightarrow 0, \\ \ln u + \gamma_E & , \quad u \rightarrow \infty. \end{cases} \quad (48)$$

Note that the constant correction term  $\gamma_E$  for large  $u$  is not easy to obtain from the large  $u$  expansion of  $f_1'(u)$ . However, it can be obtained by analysing the small  $p$  behaviour of



the Laplace transform in Eq. (43), where it behaves as  $-(\ln p)/p$  for small  $p$ . In Fig. 6, we compare the analytical scaling function  $f_1(u)$  with the numerically obtained scaling function, finding an excellent agreement.

If one now substitutes the small  $u$  asymptotics in the scaling form in Eq. (39), one gets, as  $r \rightarrow 0$  (for large  $N$ ),  $\langle R_N \rangle \approx (2/\sqrt{\pi})\sqrt{N}$ , thus recovering the leading asymptotic result for random walk without resetting in Eq. (5). In contrast, in the limit  $u \rightarrow \infty$  (i.e.  $r$  small but fixed and  $N \rightarrow \infty$ ), substituting the large  $u$  asymptotic behaviour of  $f_1(u)$  in the scaling form in Eq. (39) gives

$$\langle R_N \rangle \approx \frac{1}{\sqrt{r}} \ln(r N) \approx \frac{1}{\sqrt{r}} \ln N, \quad (49)$$

which matches smoothly with the leading order for large  $N$  (for fixed  $r$ ) in Eq. (38).

Note that this  $\ln N$  asymptotics of  $\langle R_N \rangle$  for large  $N$  in Eq. (49) is reminiscent of the IID model in Eq. (2), however with an important difference that the prefactor  $1/\sqrt{r}$  still carries information about the correlations between the entries in the  $r \rightarrow 0$  limit. In fact, this behaviour  $\langle R_N \rangle \approx (1/\sqrt{r}) \ln(r N)$  can be understood from a physical “block argument” as follows. We consider the positions of the random walker with resetting in the  $r \rightarrow 0$  limit. In this limit, the time interval  $n$  between two successive resetting events is exponentially distributed as  $r(1-r)^n \sim r e^{-nr}$ , with correlation time  $\tau = 1/r$ , which is very large. We now use a “real space” renormalisation group argument discussed before in the context of extreme value statistics [22]. This consists of the following steps. It is convenient to compute first  $\langle \sigma_N \rangle$ , i.e., the probability that a record occurs at the last step  $N$ . This is the same event that the last entry is the global maximum of the time series.

- (i) We first divide the  $N$  entries (i.e., the positions of the walker) into blocks of size of the order of the correlation time  $\tau = 1/r$ . So, the number of blocks is  $N_b \approx N/(1/r) = r N$ . In general,  $N_b$  is a random variable but for large  $N$  one can replace it by its average value, which is indeed given by  $r N$  for small  $r$ .
- (ii) The entries from block to block are independent. Hence, the probability that the global maximum will belong to the last block is  $1/N_b = 1/(rN)$ .
- (iii) Given that the global maximum belongs to the last block: what is the probability  $p(r)$  that the global maximum is actually the last entry (at step  $N$  of the full time series) of the last block, so that it is a record? One can easily compute this probability  $p(r)$

as follows. In the last block, we have a pure random walk of say  $m$  steps, i.e.,  $(m + 1)$  entries. The probability that the last entry (within the last block of  $m + 1$  steps) is a record is known to be given by the survival probability  $Q_0(x = 0, m)$  [40], which is given by the Sparre Andersen theorem  $Q_0(x = 0, m) = \binom{2m}{m} 2^{-2m}$  [see Eq. (25)]. However, the size  $m$  of the last block is a random variable distributed via  $r(1 - r)^m$ , where  $m = 0, 1, 2, \dots$  (i.e., resetting at the first entry followed by no resetting during  $m$  consecutive steps). Hence, the probability that the last entry of the last block is a record within the block is given by

$$p(r) = \sum_{m=0}^{\infty} r(1 - r)^m \binom{2m}{m} 2^{-2m} = \frac{r}{\sqrt{1 - (1 - r)}} = \sqrt{r}, \quad (50)$$

where we used the result that  $\sum_{m=0}^{\infty} \binom{2m}{m} 2^{-2m} z^m = 1/\sqrt{1 - z}$  as in Eq. (25).

(iv) Hence, the record rate, i.e.  $\langle \sigma_N \rangle$ , at step  $N$  (which is the probability that a record happens at step  $N$ ) is therefore

$$\begin{aligned} \langle \sigma_N \rangle &= \text{Prob. [the global maximum belongs to the last block]} \\ &\times \text{Prob. [the global maximum occurs at the last step of the last block]} \\ &\approx \frac{1}{N_b} \sqrt{r} \approx \frac{1}{\sqrt{r}} \frac{1}{N}, \end{aligned} \quad (51)$$

where we used  $N_b \approx r N$ . Finally, using  $\langle R_N \rangle - \langle R_{N-1} \rangle = \langle \sigma_N \rangle$ , we get the result  $\langle R_N \rangle \approx (1/\sqrt{r}) \ln N$ , as obtained exactly in Eq. (49). Thus this argument clearly shows that the prefactor  $1/\sqrt{r}$  comes from the correlation time  $1/r$ .

*Connection between the mean number of records and the average maximum of a random walk with resetting.* We have seen above that in the limit  $r \rightarrow 0$ ,  $N \rightarrow \infty$ , keeping  $r N$  fixed,  $\langle R_N \rangle \approx (1/\sqrt{r}) f_1(r N)$  where  $f_1(u)$  is given in Eq. (46). It is convenient to rewrite it as

$$\langle R_N \rangle \approx \sqrt{N} F_1(r N) \quad , \quad \text{where} \quad F_1(u) = \frac{1}{\sqrt{u}} f_1(u). \quad (52)$$

For the same random walk with resetting (6), another interesting observable is  $M_N = \max\{x_0 = 0, x_1, \dots, x_N\}$ . One can ask: what is the average maximum  $\langle M_N \rangle$ ? Intuitively, one may expect that this may be related to the mean number of records  $\langle R_N \rangle$ . For a discrete time lattice random walks with jumps  $\pm 1$ , it is easy to see that  $\langle R_N \rangle = \langle M_N \rangle$ , since whenever a new record happens, both  $R_N$  and  $M_N$  increase by 1 [40]. In contrast, for a

random walk with continuous jump distribution  $f(\eta)$  with a finite variance  $\sigma^2$ , it was shown in Ref. [40] that these two observables are proportional, but not exactly equal, namely

$$\langle M_N \rangle \approx \frac{\sigma}{\sqrt{2}} \langle R_N \rangle . \quad (53)$$

On general grounds, one would conjecture this relation to be still valid in the presence of resetting. Below we show that this conjecture is certainly true in the scaling limit  $r \rightarrow 0$ ,  $N \rightarrow \infty$ , keeping  $r N$  fixed.

Indeed, assuming that this conjecture (53) is true, substituting the scaling form (52) in Eq. (53), one would predict that

$$\langle M_N \rangle \approx \sqrt{\frac{N\sigma^2}{2}} F_1(r N) . \quad (54)$$

In this scaling limit, the random walk with resetting converges to the continuous time Brownian motion with resetting once we identify

$$r = \tilde{r} \Delta t \quad , \quad N = \frac{t}{\Delta t} \quad \text{and} \quad \sigma^2 = 2D \Delta t , \quad (55)$$

where  $\tilde{r}$  is the resetting rate and  $t$  denotes the continuous time in units of  $\Delta t \rightarrow 0$ . In addition, one needs to scale the variance as above where  $D$  denotes the diffusion constant of the Brownian motion. Substituting these relations (55) in Eq. (54) one would get the prediction that, for a continuous time Brownian motion with resetting rate  $\tilde{r}$ , the expected maximum  $\langle M(t) \rangle$  up to time  $t$  would be given by

$$\langle M(t) \rangle \approx \sqrt{D t} F_1(\tilde{r} t) = \sqrt{\frac{D}{\tilde{r}}} f_1(\tilde{r} t) , \quad (56)$$

with  $f_1(u)$  given in Eq. (46). Note that for a continuous time Brownian motion, this relation is expected to hold for all  $t$  and all  $\tilde{r} > 0$ . In fact, the expected maximum for a continuous time Brownian motion was recently computed in Ref. [69] in the context of computing the mean perimeter of the convex hull of a  $2d$  resetting Brownian motion and the result in (56) coincides exactly with that in Ref. [69]. This validates, a posteriori, the conjecture (53) for discrete-time random walker, at least in this scaling limit  $r \rightarrow 0$ ,  $N \rightarrow \infty$ , keeping  $r N$  fixed, where it converges to continuous time Brownian motion. It will be interesting to prove this conjecture (53) for a discrete-time random walker (with a finite variance of the continuous and symmetric jump distribution) for arbitrary  $0 < r < 1$ .

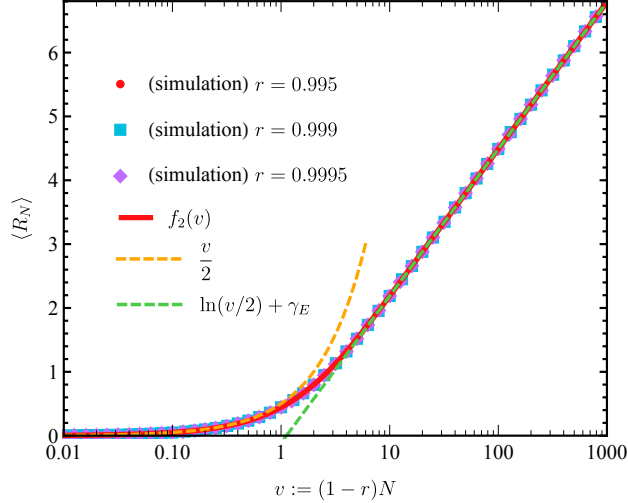


FIG. 7: Numerical verification of the scaling form in Eq. (57):  $\langle R_N \rangle$  plotted vs  $v = (1 - r)N$  for three different small values of  $r$  and different values of large  $N$ . All the three curves collapse onto the same master curve, demonstrating the validity of the scaling form in Eq. (57). Furthermore, the numerically obtained scaling function matches perfectly with the analytical scaling function  $f_2(v)$  in Eq. (12). The orange and the green dashed curves indicate the asymptotic behaviours  $v \rightarrow 0$  and  $v \rightarrow \infty$  respectively in Eq. (13).

### C. The limit $N \rightarrow \infty$ , $r \rightarrow 1$ keeping $(1 - r)N$ fixed

As before, we start from the exact expression for the GF in Eq. (32) and set  $z = 1 - s$  with  $s \rightarrow 0$ . In the  $r \rightarrow 1$  limit, and  $N \rightarrow \infty$  limit, we now anticipate a scaling form, again justified a posteriori,

$$\langle R_N \rangle \approx f_2((1 - r)N). \quad (57)$$

Substituting this scaling form on the rhs of Eq. (34), we get

$$\sum_{N=0}^{\infty} \langle R_N \rangle z^N \approx \int_0^{\infty} \langle R_N \rangle e^{-sN} dN \approx \frac{1}{1-r} \int_0^{\infty} f_2(v) e^{-\frac{s}{1-r}v} dv. \quad (58)$$

Since we are considering the  $r \rightarrow 1$  limit, and  $s \rightarrow 0$  limit simultaneously, we see that we need to keep the ratio  $s/(1 - r) = p$  fixed in Eq. (40). This gives

$$\sum_{N=0}^{\infty} \langle R_N \rangle z^N \approx \frac{1}{s} \left[ p \int_0^{\infty} f_2(v) e^{-pv} dv \right]. \quad (59)$$

On the rhs of Eq. (32), we set  $(1 - r) = s/p$  with  $p$  fixed to be of  $O(1)$  and expand for small  $s$ . This gives the small  $s$  behaviour of the rhs of Eq. (32) for fixed  $p$  as

$$\text{rhs} \approx \frac{1}{s} \left[ \ln \left( \frac{1 + 2p}{2p} \right) \right]. \quad (60)$$

Equating Eqs. (59) and (60) gives us the exact Laplace transform of the scaling function  $f_2(v)$

$$\int_0^\infty f_2(v) e^{-pv} dv = \frac{1}{p} \ln \left( \frac{1 + 2p}{2p} \right). \quad (61)$$

This Laplace transform can be explicitly inverted to give the result in Eq. (12), with the asymptotic behaviours given in Eq. (13).

#### IV. SUMMARY AND CONCLUSION

In this paper, we have studied the record statistics of a random walk of  $N$  steps with a resetting probability  $r \in [0, 1[$ . This model interpolates between two well studied models, namely the standard random walk model in the limit  $r \rightarrow 0$  and the IID model in the limit  $(1 - r) \ll 1$ . In the presence of a nonzero resetting probability  $r$ , the positions of the walker are weakly correlated in time and hence it interpolates between the random walk model where the positions are strongly correlated and the IID model where the positions are uncorrelated. For arbitrary  $r \in [0, 1[$ , we have computed exactly the mean number of records  $\langle R_N \rangle$  and shown that it is universal for any  $N$ , i.e., independent of the jump distribution  $f(\eta)$ , as long as  $f(\eta)$  is symmetric and continuous. For example, in the presence of resetting, both random walks with, say a Gaussian jump distribution, as well as Lévy flights share the same  $\langle R_N \rangle$  for every  $N$  and fixed  $r$ . We also computed the exact universal crossover scaling functions for  $\langle R_N \rangle$  in the two limits  $r \rightarrow 0$  and  $r \rightarrow 1$ . Finally, we have performed numerical simulations which are in excellent agreement with our analytical predictions.

It is well known that for both  $r = 0$  (the random walk problem without resetting) and  $r$  close to 1 (IID model), not only the mean number of records  $\langle R_N \rangle$  but also the higher moments of  $R_N$ , and its full probability distribution, are universal. In this paper, we have seen that the first moment is universal for any given  $r \in [0, 1[$ . It is then natural to ask whether the higher moments of  $R_N$  are also universal for intermediate values of  $r$  between the two known limits  $r = 0$  and  $r$  close to 1. Our preliminary computations and the simulations

for the variance seem to indicate that the universality does not extend to higher moments beyond the average, for  $0 < r < 1$ . However, one may expect that there will be a vestige of universality still left in the full distribution of  $R_N$  at least in the two limiting cases  $r$  close to 0 and  $r$  close to 1. Hence it will be interesting to compute the full distribution of  $R_N$  in these two limits – this is left for future investigations.

### Appendix A: Computation of $f'_1(u)$

In this Appendix we give the details of the computations of  $f'_1(u)$  leading to the expression given in Eq. (47) in the main text. Our starting point is the expression for the Laplace transform of  $f_1(u)$  given in Eq. (43). By performing an integration by parts and using  $f_1(0) = 0$  from (46), we find, from Eq. (43)

$$\int_0^\infty f'_1(u) e^{-pu} du = \sqrt{1+p} \ln \left( \frac{1+p}{p} \right). \quad (\text{A1})$$

To proceed, we use an integral representation of  $\ln((1+p)/p)$  to write the rhs of (A1) as

$$\sqrt{1+p} \ln \left( \frac{1+p}{p} \right) = \int_0^1 \frac{\sqrt{1+p}}{z+p} dz. \quad (\text{A2})$$

The inverse Laplace transform of the integrand in (A2) can then be explicitly computed, yielding

$$\mathcal{L}_{p \rightarrow u}^{-1} \left( \frac{\sqrt{1+p}}{z+p} \right) = \frac{e^{-u}}{\sqrt{\pi u}} + e^{-zu} \sqrt{1-z} \operatorname{erf} \left( \sqrt{u(1-z)} \right). \quad (\text{A3})$$

We now insert this result in the integral over  $z$  in Eq. (A2) to obtain, using Eq. (A1)

$$f'_1(u) = \int_0^1 \mathcal{L}_{p \rightarrow u}^{-1} \left( \frac{\sqrt{1+p}}{z+p} \right) dz = \int_0^1 \left[ \frac{e^{-u}}{\sqrt{\pi u}} + e^{-zu} \sqrt{1-z} \operatorname{erf} \left( \sqrt{u(1-z)} \right) \right] dz. \quad (\text{A4})$$

The integral of the first term in Eq. (A4) is trivial. For the second one, we perform the change of variable  $x = 1 - z$  and use the identity (obtained using Mathematica)

$$\begin{aligned} \int_0^1 e^{-zu} \sqrt{1-z} \operatorname{erf} \left( \sqrt{u(1-z)} \right) dz &= \int_0^1 e^{-u(1-x)} \sqrt{x} \operatorname{erf}(\sqrt{ux}) dx \\ &= e^{-u} \left[ -\frac{1}{\sqrt{\pi u}} + \frac{1}{\sqrt{\pi u}} {}_2F_2 \left( \{1, 1\}, \left\{ \frac{1}{2}, 2 \right\}, u \right) \right]. \end{aligned} \quad (\text{A5})$$

Finally, inserting this result (A5) in Eq. (A4), yields the result given in Eq. (47) in the main text.

---

[1] Chandler K N 1952 *J. Roy. Statist. Soc. Ser. B* **14** 220

- [2] Foster F G and Stuart A 1954 *J. Roy. Statist. Soc.* **16** 1
- [3] Hoyt D V 1981 *Climatic Change* **3** 243
- [4] Basset G W 1992 *Climatic Change* **21** 303
- [5] Schmittmann B and Zia R K 1999 *Am. J. Phys.* **67** 1269
- [6] Benestad R E 2003 *Climate Res.* **25** 1
- [7] Redner S and Petersen M R 2006 *Phys. Rev. E* **74** 061114
- [8] Krug J 2007 *J. Stat. Mech.*, 07001
- [9] Wergen G and Krug J 2010 *Europhys. Lett.* **92** 30008
- [10] Anderson A and Kostinski A 2010 *J. Appl. Meteor. Clim.* **49** 1681
- [11] Wergen G, Hense A and Krug J 2013 *Clim. Dynam.* **22** 1
- [12] Barlevy G and Nagaraja H N 2006 *J. Appl. Prob.* **43**, 1119
- [13] Wergen G, Bogner M and Krug J 2011 *Phys. Rev. E* **83** 051109
- [14] Sabir B and Lanthanum M S 2014 *Phys. Rev. E* **90** 032126
- [15] Matalas N C 1997 *Climatic Change* **37** 89
- [16] Gembris D, Taylor J G and Suter D 2002 *Nature* **417** 506
- [17] Ben-Naim E, Redner S and Vazquez F 2007 *Europhys. Lett.* **77**, 30005
- [18] Franke J, Wergen G and Krug J 2012 *Phys. Rev. Lett.* **108**, 064101
- [19] Godrèche C and Luck J M 2008 *J. Stat. Mech.* P11006
- [20] Sibani P, Rodriguez G F and Kenning G G 2006 *Phys. Rev. B* **74** 224407
- [21] Majumdar S N, von Bomhard Ph and Krug J 2019 *Phys. Rev. Lett.* **122** 158702
- [22] Majumdar S N, Pal A and Schehr G 2020 *Phys. Rep.* **840** 1 (2020).
- [23] Wergen G 2013 *J. Phys. A: Math. Theor.*, **46**, 223001
- [24] Godrèche C, Majumdar S N and Schehr G 2017 *J. Phys. A: Math. Theor.* **50** 333001
- [25] Resnick S I 1987 *Extreme Values, Regular Variation, and Point Processes* (Springer: New York)
- [26] Arnold B C, Balakrishnan N and Nagaraja H N 1998 *Records* (New York: Wiley)
- [27] Bunge J and Goldie C M 2001 *Handbook of Statistics* **19** 277
- [28] Nevzorov V B 2004 *Records: Mathematical Theory* (Providence, RI: American Mathematical Society)
- [29] Feller W 1966 *Introduction to Probability Theory and Its Applications* Vol. 2 (Wiley: New York)

- [30] Krug J and Jain K 2005, *Physica A*, **358** 1
- [31] Franke J, Klözer A, Arjan G J and Krug J 2011, *PLoS Comput. Biol.* **7** e1002134
- [32] Park S C, Szendro I G, Neidhart J and Krug J 2015, *Phys. Rev. E* **91**, 042707
- [33] Park S C, Neidhart J and Krug J 2016, *J. Theor. Bio.* **397** , 89
- [34] Park S C and Krug J 2016, *J. Phys. A: Math. Theor.* **49**, 315601
- [35] Majumdar S N and Ziff R M 2008 *Phys. Rev. Lett.* **101** 050601
- [36] Le Doussal P and Wiese K J 2009 *Phys. Rev. E* **79** 051105
- [37] Majumdar S N 2010 *Physica A* **389** 4299
- [38] Sabhapandit S 2011 *Europhys. Lett.* **94** 20003
- [39] Majumdar S N, Schehr G and Wergen G 2012 *J. Phys. A: Math. Theor.* **45** 355002
- [40] Wergen G, Majumdar S N and Schehr G 2012 *Phys. Rev. E* **86** 011119
- [41] Edery Y, Kostinski A B, Majumdar S N and Berkowitz B 2013, *Phys. Rev. Lett.* **110**, 180602
- [42] Godrèche C, Majumdar S N and Schehr G 2015 *J. Stat. Mech.* P07026
- [43] Godrèche C, Majumdar S N and Schehr G 2016 *Phys. Rev. Lett.* **117** 010601
- [44] Challet D 2017 *Appl. Math. Fin.* **24** 1
- [45] Mounaix Ph, Majumdar S N and Schehr G 2020 *J. Phys. A: Math. Theor.* **53** 415003
- [46] Mori F, Le Doussal P, Majumdar S N and Schehr 2020 *Phys. Rev. Lett.* **124** 090603
- [47] Mori F, Le Doussal P, Majumdar S N and Schehr G 2020 *Phys. Rev. E* **102** 042133
- [48] Lacroix-A-Chez-Toine B, and Mori F 2020 *J. Phys. A* **9** 101
- [49] Kearney M J 2020, *J. Stat. Mech.* 023206
- [50] Majumdar S N, Mounaix Ph and Schehr G 2021, *J. Phys. A: Math. Theor.* **54**, 315002
- [51] Godrèche C and Luck J M 2021 *preprint arXiv:2109.05582*
- [52] Maria Schimmenti V, Majumdar S N and Rosso A 2021 *preprint arXiv:2106.01411*
- [53] Evans M R and Majumdar S N 2011 *Phys. Rev. Lett.* **106**, 160601
- [54] Evans M R and Majumdar S N 2011 *J. Phys. A: Math. Theor.* **44**, 435001
- [55] Montero M and Villarroel J 2013 *Phys. Rev. E* **87**, 012116
- [56] Evans M R and Majumdar S N 2014 *J. Phys. A: Math. Theor.* **47**, 285001
- [57] Kuśmierz L, Majumdar S N, Sabhapandit S and Schehr G 2014 *Phys. Rev. Lett.* **113**, 220602
- [58] Majumdar S N, Sabhapandit S and Schehr G 2015 *Phys. Rev. E* **91**, 052131
- [59] Majumdar S N, Sabhapandit S and Schehr G 2015 *Phys. Rev. E* **92**, 052126
- [60] Pal A 2015 *Phys. Rev. E* **91** 012113



- [61] Kuśmierz L and Gudowska-Nowak E 2015 *Phys. Rev. E* **92** 052127
- [62] Pal A, Kundu A and Evans M R 2016, *J. Phys. A: Math. Theor.* **49**, 225001
- [63] Nagar A and Gupta S 2016 *Phys. Rev. E* **93**, 060102 (R)
- [64] Reuveni S 2016 *Phys. Rev. Lett.* **116**, 170601
- [65] Pal A and Reuveni S 2017 *Phys. Rev. Lett.* **118**, 030603
- [66] Chechkin A, Sokolov I M 2018 *Phys. Rev. Lett.* **121**, 050601
- [67] Evans M R and Majumdar S N 2018 *J. Phys. A: Math. Theor.* **51** 475003
- [68] Masó-Puigdellosas A, Campos D, and Méndez V 2019 *Phys. Rev. E* **99**, 012141
- [69] Majumdar S N, Mori F, Schawe H and Schehr G 2021 *Phys. Rev. E* **103**, 022135
- [70] Evans M R, Majumdar S N and Schehr G 2020 *J. Phys. A: Math. Theor.* **53**, 193001
- [71] Majumdar S N and Oshanin G 2018 *J. Phys. A: Math. Theor* **51**, 435001
- [72] Stojkoski V, Sandev T, Kocarev L and Pal A 2021 *preprint arXiv:2107.11686*
- [73] Besga B, Bovon A, Petrosyan A, Majumdar S N and Ciliberto S 2020 *Phys. Rev. Res.* **2**, 032029
- [74] Tal-Friedman O, Pal A, Sekhon A, Reuveni S and Roichman Y 2020 *J. Phys. Chem. Lett.* **11**, 7350
- [75] Faisant F, Besga B, Petrosyan A, Ciliberto S and Majumdar S N 2021 *preprint arXiv:2106.09113*
- [76] Evans M R, Majumdar S N and Mallick K 2013 *J. Phys. A: Math. Theor.* **46**, 185001
- [77] Christou C and Schadschneider A 2015 *J. Phys. A: Math. Theor.* **48**, 285003
- [78] Bhat U, De Bacco C and Redner S 2016 *J. Stat. Mech* 083401
- [79] De Bruyne B, Randon-Furling J and Redner S 2020 *Phys. Rev. Lett.* **125**, 050602
- [80] Bressloff P C 2020 *J. Phys. A: Math. Theor.* **53**, 275003
- [81] Bressloff P C 2021, *J. Stat. Mech.* 063206
- [82] Pollaczek F 1952 *C. R.* **234**, 2334
- [83] Sparre Andersen E 1954 *Math. Scand.* **2** 195
- [84] Spitzer F 1956 *Trans. Am. Math. Soc.* **82**, 323
- [85] Ivanov V V 1994 *Astron. Astrophys.* **286**, 328
- [86] Comtet A and Majumdar S N 2005 *J. Stat. Mech.* 06013
- [87] Majumdar S N, Mounaix Ph. and Schehr G 2017, *J. Phys. A: Math. Theor.* **50**, 465002
- [88] Majumdar S N, Mounaix Ph and Schehr G 2014 *J. Stat. Mech.*, 09013