
ALBU: AN APPROXIMATE LOOPY BELIEF MESSAGE PASSING ALGORITHM FOR LDA TO IMPROVE PERFORMANCE ON SMALL DATA SETS

A PREPRINT

 **Rebecca M.C. Taylor**

Department of Electrical and Electronic Engineering
Stellenbosch University
South Africa
becci.rr@gmail.com

 **Johan A. du Preez**

Department of Electrical and Electronic Engineering
Stellenbosch University
South Africa
dupreez@sun.ac.za

ABSTRACT

Variational Bayes (VB) applied to latent Dirichlet allocation (LDA) has become the most popular algorithm for aspect modeling. While sufficiently successful in text topic extraction from large corpora, VB is less successful in identifying aspects in the presence of limited data. We present a novel variational message passing algorithm as applied to Latent Dirichlet Allocation (LDA) and compare it with the gold standard VB and collapsed Gibbs sampling. In situations where marginalisation leads to non-conjugate messages, we use ideas from sampling to derive approximate update equations. In cases where conjugacy holds, Loopy Belief update (LBU) (also known as Lauritzen-Spiegelhalter) is used. Our algorithm, ALBU (approximate LBU), has strong similarities with Variational Message Passing (VMP) (which is the message passing variant of VB). To compare the performance of the algorithms in the presence of limited data, we use data sets consisting of tweets and news groups. Additionally, to perform more fine grained evaluations and comparisons, we use simulations that enable comparisons with the ground truth via Kullback-Leibler divergence (KLD). Using coherence measures for the text corpora and KLD with the simulations we show that ALBU learns latent distributions more accurately than does VB, especially for smaller data sets.

Keywords Latent Dirichlet Allocation, Variational, Loopy Belief, Factor Graph, Graphical Model, Message Passing, Lauritzen-Spiegelhalter

1 Introduction

LDA Blei et al. [2003] is a hierarchical Bayesian model that is most commonly known for its ability to extract latent semantic topics from text corpora. It can also be thought of as the categorical/discrete analog of Bayesian principal component analysis (PCA) Buntine [2002] and can be used to extract latent aspects from collections of discrete data Blei et al. [2003]. It finds application in fields such as medicine Backenroth et al. [2017], Pritchard et al. [2000], computer vision Fei-Fei and Perona [2005], Sivic et al. [2005], Wang and Grimson [2008] and finance Feuerriegel and Pröllochs [2018], Shirota et al. [2014]. In non-text specific applications, it is commonly referred to as grade of membership Woodbury and Manton [1982] or aspect modeling Minka and Lafferty [2002].

In LDA the required posterior distribution is intractable (i.e., one cannot apply exact inference to calculate it) and therefore a variety of approximate inference techniques can be employed Blei et al. [2003]. For most text topic modeling problems the traditional approximate inference techniques are sufficient. However, in many cases where less data is available (due to smaller collections and/or collections where document size is small) or where there is large topic overlap (these make for more difficult inference) alternative approaches are favored Phan et al. [2008], Hong and Davison [2010], Ramage et al. [2010], Jin et al. [2011].

The phenomenal increase in social media usage, typified by digital microblogging platforms such as Twitter Weng et al. [2010], Ramage et al. [2010], has called attention to the need for addressing problems associated with the semantic

analysis of text corpora involving short texts Hong and Davison [2010], Basave et al. [2014], Nugroho et al. [2015]. The difficulties inherent in the extraction of topic information from very short texts Phan et al. [2008], Mehrotra et al. [2013], Yan et al. [2013] are partly due to the small number of words remaining after the removal of stop words Hong and Davison [2010], Albakour et al. [2013]. On average, the number of words per tweet, even before data cleaning, is between 8 and 16 words Jabeur et al. [2012], Celikyilmaz et al. [2010].

One way of artificially increasing document length is to pool documents into longer pseudodocuments. This can be achieved by employing automatic strategies Quan et al. [2015]; by combining documents from the same author Hong and Davison [2010], Weng et al. [2010], by making use of temporal information Mehrotra et al. [2013], or by merging documents based on hashtags Mehrotra et al. [2013], Jin et al. [2011]. These methods can be applied only if the relevant information is available and sufficient Sokolova et al. [2016], Ramage et al. [2010]. Another approach to improve LDA performance in the presence of minimal data is to extend the graphical model itself to include additional information such as temporal Wang and McCallum [2006] or author Rosen-Zvi et al. [2004] information.

For small corpora (not necessarily consisting of documents containing short texts), a way to further improve performance is to apply transfer learning Phan et al. [2008], Hong and Davison [2010], Jin et al. [2011]; word-topic distributions are learnt from a large, universal corpus Phan et al. [2008], Jin et al. [2011], following which they are updated by applying LDA to the smaller corpus. However, due to limited general universal corpora for certain non-text applications as well as for niche context specific text corpora (legal and financial for example), results can be less than optimal.

In this article, we present our general approach to improving LDA accuracy on small data sets by using an alternative approximate inference technique. By modifying the inference only, we allow other strategies such as pooling or transfer learning to be applied additionally where the data set allows.

2 Variational inference

Variational inference (VI) is an approximate inference technique that directly optimizes the accuracy of an approximate posterior distribution Winn [2004] that is parameterized by free variational parameters Blei et al. [2017]. In VI, we choose a restricted family of distributions $q(\mathbf{h})$ (with \mathbf{h} the variational parameters) and then find the member of this family (by finding the setting of the parameters) for which a divergence measure is minimized – this changes an inference problem into an optimization problem Blei et al. [2017].

Variational Bayes (VB), the original inference technique used in LDA Blei et al. [2003], is a framework that can be used to find $q(\mathbf{h})$ in an iterative expectation maximization like manner Attias [2000] once the variational equations have been derived. An alternative to deriving these equations for each model and then using VB for the optimization, is to use variational message passing (VMP) Winn [2004], Winn and Bishop [2005].

The success of VB as an approximate inference technique for LDA has resulted in its widespread use for topic modeling by machine learning practitioners Foulds et al. [2013], two of the main Python implementations being Gensim Rehurek and Sojka [2010] and Scikit-learn Pedregosa et al. [2011]. However, when working with small text corpora, or performing aspect modeling on small non-text data sets, the quality of extracted aspects can be low Hong and Davison [2010], Yan et al. [2013]. In this article we do not alter the LDA graphical model, nor do we use document pooling or transfer learning, but instead we present method that employs the full joint distributions arising from the graphical description of the standard LDA model.

In our approach, we use a variational alternative to VB that is based on Loopy Belief update (LBU) Koller et al. [2009][p364-366], also known as the Lauritzen-Spiegelhalter variant Lauritzen and Spiegelhalter [1988] of the Sum-Product algorithm Heskes [2003]. LBU is a message passing algorithm that has been shown to be variational in nature Koller et al. [2009] and differs from LBP in the manner that over-counting is handled (instead of excluding reverse direction messages when calculating an outgoing message, we perform message cancelling when updating the target factor. We utilize LBU directly where possible, and where approximate messages are required, we derive update equations by using a sampling approach (which turns out to have strong similarities with the VMP approximate messages).

ALBU is, to our knowledge, a novel algorithm for LDA since the only similar approach to Loopy Belief propagation (LBP) for LDA that we are aware of is a collapsed Loopy Belief implementation by Zeng Zeng [2012], Zeng et al. [2012] where a Sum-Sum approximate of the Sum-Product algorithm Zeng et al. [2012] is used. Due to the collapsed nature of the graphical model, the update equations differ significantly and the complexity of updating the Dirichlet distributions disappears. Other collapsed algorithms such as CVB Teh et al. [2007] and CVBO Asuncion et al. [2009] have shown to outperform VB but we do not attempt currently attempt to compare our work to these collapsed algorithms.

To compare our implementation with VB, we use an open source VB implementation, Gensim Rehurek and Sojka [2010]. We also benchmark our algorithm against collapsed Gibbs sampling to give an indication of its performance (using the standard Python lda package from PyPi pyp) since is shown to be more effective than VB in extracting topics correctly Teh et al. [2007], Zeng et al. [2012], especially in the presence of little data.

3 The ALBU algorithm

In the following section we present the approximate LBU (ALBU) LDA algorithm. We first define the graph and then present the factor updates.

3.1 Notation and graphical representation of LDA

Because LDA was popularized in the context of text topic modeling Blei et al. [2003], the terminology for describing the algorithm is often linked to the terminology used in this field. We are using simulated data and are therefore not bound by terminology from particular fields. For readability, however, we give preference to the traditional terminology used in text topic modeling: when applied to a corpus, LDA extracts topic-document Dirichlet distributions and word-topic Dirichlet distributions.

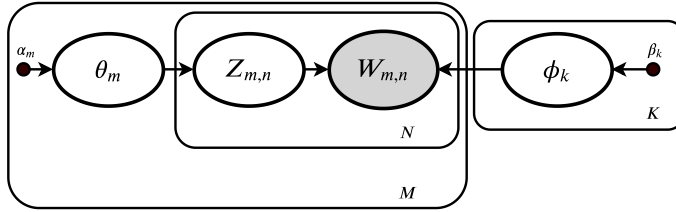


Figure 1: Plate model of LDA system as a Bayes net.

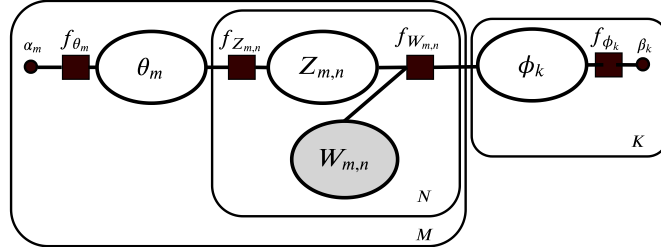


Figure 2: Plate model of LDA system as a factor graph. Variable nodes are given the name of their respective random variables and factor nodes are denoted by an f and identified by the variable to the left of the conditioning bar on initialization, for example $f_{\theta_m} = p(\theta_m | \alpha_m)$.

LDA was originally depicted Blei et al. [2003] in the Bayes net plate model format shown in Fig. 1. The n 'th word in document m is $W_{m,n}$ and depends on the (latent) topic $Z_{m,n}$ present in the document, which, in its turn selects a distribution from the set of Dirichlets $\Phi \equiv \{\phi_1 \dots \phi_K\}$ which describes the words present in each topic.

In Fig. 2, we show the factor graph representation of LDA where factors are named based on the random variables which are initially to the left of the conditioning bar. Figure 3 shows an unrolled factor graph for a corpus containing two documents, two words per document and three topics. When we describe the algorithm below, we refer to one *branch* of the LDA graph; this relates to one specific word, n , in a single specific document, m . The branch where $m = 1$ and $n = 2$ is highlighted in Figure 3.

3.2 Description of the ALBU LDA algorithm

We first present our approach to the Bayesian parameter updating procedure for LDA, defining our notation for the hyperparameters, prior distributions and posterior distributions. Thereafter, using notation from Fig. 3, we start at

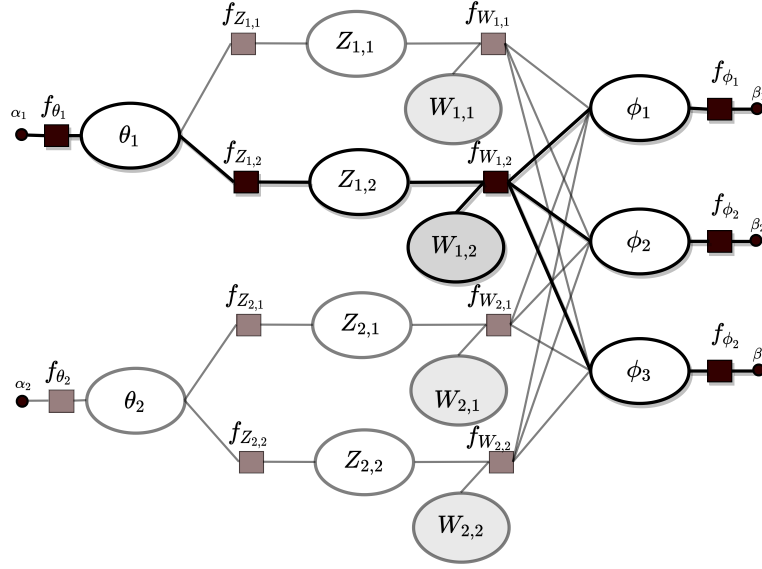


Figure 3: Unrolled factor graph representation of LDA for a two document corpus with two words per document. A single *branch* is highlighted (where $m = 1$ and $n = 2$).

the word-topic Dirichlet distributions and present the factor update equations towards the topic-document Dirichlet distributions (forward sweep). After updating these Dirichlet distributions (by means of an approximation that is based on sampling) we present the update equations in the reverse direction (backward sweep).

3.2.1 General Algorithm for Bayesian parameter updating procedure for LDA

The hyperparameters are typically chosen (as described in Section 4) to be values between 0 and 1 to favor sparse distributions; β_1 up to β_K are the parameters of the prior Dirichlet word-topic distributions and α_1 up to α_M correspondingly are the parameters of the prior Dirichlet topic-document distributions.

The message passing procedure will update these prior Dirichlet distributions to the posterior distributions (during each epoch) which will simply result in an update to the Dirichlet parameters. We will use β' and α' values respectively to denote these updated parameters.

During each epoch, the two internal distributions in each branch ($f_{Z_{m,n}}$ and $f_{W_{m,n}}$) operate on the latest posterior Dirichlet estimates – with a small correction to prevent over-counting due to its own contribution to the posterior during the previous epoch. This is standard message passing protocol Heskes [2003], Lauritzen and Spiegelhalter [1988] and is implemented by subtracting its own increment to the posterior counts from the previous round of message passing.

It is important to note that although we are presenting these equations in a factor graph form, our implementation uses a cluster graph architecture. Most readers will be familiar with the Sum-Product algorithm for factor graphs. We are using a slightly modified version of this (Loopy Belief Update) as described by Lauritzen-Spiegelhalter Lauritzen and Spiegelhalter [1988] where reverse direction messages are not excluded from the current message calculation, but rather cancelled.

When referring to parameters post adjustment (the corrected values), β'' and α'' will be used. These internal distributions, in turn, update the posterior Dirichlet distributions.

This process iterates until a convergence criterion is met. We can now define the initial factors in a specific branch:

- Topic-Document Dirichlet factors, f_{θ_m} , have an initial belief of $p(\theta_m; \alpha_{m,1}, \dots, \alpha_{m,K}) = p(\theta_m; \alpha_m)$.
- Topic-Document Polya factors, $f_{Z_{m,n}}$, initially have a belief of $p(Z_{m,n}; \theta_m)$.
- Word-topic conditional Polya factors, $f_{W_{m,n}}$, initially have a factor belief of $p(W_{m,n} | Z_{m,n}, \Phi)$.
- Word-topic Dirichlet set factors, f_{Φ} , have an initial factor belief of $p(\phi_1, \dots, \phi_K; \beta_1, \dots, \beta_K) = p(\Phi; B)$.

3.2.2 Forward sweep of ALBU LDA

During the forward sweep of each epoch, each word-topic Dirichlet factor node updates its respective word-topic Dirichlet variable node (initially, in the first epoch, this posterior Dirichlet is the same as the prior Dirichlet, parameterized by $\beta' = \beta$). The Dirichlet variable node then sends a message to its respective conditional word-topic Polya factor node, $f_{W_{m,n}}$. Initially this factor node contains a conditional distribution which is defined as a categorical distribution for each topic, $p(W_{m,n}|\phi_k, Z_{m,n} = k) = \prod_v \phi_{k,v}^{[W_{m,n}=v]}$.

For each topic, we multiply this categorical distribution with the incoming message from the corresponding word-topic Dirichlet. The word-topic variable node (posterior Dirichlet) is defined as,

$$V_{\phi_k}^{\text{post}} = \text{Dir}(\phi_k; \beta'_k) = \frac{\Gamma(\sum_v \beta'_{k,v})}{\prod_v \Gamma(\beta'_{k,v})} \prod_v \phi_{k,v}^{\beta'_{k,v}-1}, \quad (1)$$

To update the conditional word-topic Polya distributions, we correct for the contribution of the message sent in the reverse direction by using adjusted β'' Dirichlet parameters (these adjusted values are calculated by summing and subtracting β parameters as the multiplications and divisions involve Dirichlet and Polya distributions).

To get an update for the full posterior joint distribution at the factor node, $f_{W_{m,n}}$, we also need to multiply in the message from the variable node, $V_{Z_{m,n}}$. This message, $p(Z_{m,n}; \alpha''_{m,n})$, is parameterized by adjusted $\alpha''_{m,n}$ topic-document Dirichlet parameters (due to message cancelling) for each word n in each document m and is derived in the backward sweep (Eq. 9). The current posterior at $f_{W_{m,n}} = p(W_{m,n}, Z_{m,n}, \Phi; \alpha'', B'')$, and can be written as,

$$f_{W_{m,n}} = \begin{cases} p(Z_{m,n} = 1) \frac{\Gamma(\sum_v \beta_{1,v})}{\prod_v \Gamma(\beta_{k,v})} \prod_v \phi_{1,v}^{[W_{m,n}=v] + \beta_{1,v} - 1} \\ \vdots \\ p(Z_{m,n} = K) \frac{\Gamma(\sum_v \beta_{K,v})}{\prod_v \Gamma(\beta_{k,v})} \prod_v \phi_{K,v}^{[W_{m,n}=v] + \beta_{K,v} - 1}. \end{cases} \quad (2)$$

Note that the hyperparameters are unique for each branch (for specific m and n) due to message refinement but we do not indicate this in the subscripts (for $\beta_{k,v}$ this would be $\beta_{v, Z_{m,n}=k}$) to avoid unnecessary notational complexity.

To update the topic-document Polya we use Equation 2. In LDA, the word is observed and this simplifies our update (for a single topic, k) as follows,

$$\begin{aligned} \tilde{\mu}_{f_{W_{m,n}}|Z_{m,n}=k \rightarrow Z_{m,n}} &= \frac{p(Z_{m,n} = k) \Gamma(\sum_v \beta_{v, Z_{m,n}=k})}{\prod_v \Gamma(\beta_{v, Z_{m,n}=k} - 1)} \int_{\phi_k} \phi_{v, Z_{m,n}=k}^{[W_{m,n}=v] + \beta_{v, Z_{m,n}=k} - 1} d\phi_k \\ &= \frac{p(Z_{m,n} = k) \Gamma(\sum_v \beta_{v, Z_{m,n}=k})}{\prod_v \Gamma(\beta_{v, Z_{m,n}=k} - 1)} \int_{\phi_k} \phi_{v, Z_{m,n}=k}^{\beta_{v, Z_{m,n}=k}} d\phi_k \\ &= p_{k,v,m,n} \frac{\beta_{v, Z_{m,n}=k}}{\sum_v \beta_{v, Z_{m,n}=k}}. \end{aligned} \quad (3)$$

where $p_{k,v,m,n}$ are the current topic proportions for each observed word and topic (per branch) such that $p_{k,v,m,n} = p(Z_{m,n} = k)$.

Equation 3, however, is un-normalized (as indicated by the $\tilde{\cdot}$) and has a volume of $\text{vol}_{v,k} = Z$. We need to normalize the messages for each topic by multiplying each $\tilde{\mu}_{f_{W_{m,n}}|Z_{m,n}=k \rightarrow Z_{m,n}}$ by a normalizing constant to give,

$$\mu_{f_{W_{m,n}}|Z_{m,n}=k \rightarrow Z_{m,n}} = \frac{1}{Z} p_{k,v,m,n} \frac{\beta'_{v, Z_{m,n}=k}}{\sum_v \beta'_{v, Z_{m,n}=k}}. \quad (4)$$

We can now update each of the topic-document Polya factors (defined in Equation 8) by multiplying in the message contributions of each topic from its relevant conditional word-topic Polya distribution (after applying message cancelling).

We can now update the topic-document Dirichlet distributions with our latest belief about θ_m for each branch. To calculate the message from $f_{Z_{m,n}}$ to θ_m , the contribution of $Z_{m,n}$ needs to be marginalized out. This results the following function,

$$\begin{aligned}\mu_{f_{Z_{m,n}} \rightarrow \theta_m} &= \sum_{Z_{m,n}} p(Z_{m,n}, \theta_m; \alpha_{m,n}) \\ &= \left(\frac{\Gamma(\sum_k \alpha_{m,n,k})}{\prod_k \Gamma(\alpha_{m,n,k})} \prod_k \theta_{m,k}^{\alpha_{m,n,k}-1} \right) \left(\frac{\sum_k \alpha_{m,n,k} \sum_k p_{m,n,k} \theta_{m,k}}{\sum_k p_{m,n,k} \alpha_{m,n,k}} \right),\end{aligned}\quad (5)$$

which is unfortunately not conjugate to a Dirichlet distribution.

We know how to update the Dirichlet posterior if we observe values for Z – simply increment the count of the corresponding α_m values. Because Z is latent, however, the best we can do is to use the topic proportions to scale the respective α_m values before adding this scaled fractional count to the current α_m . We validate this by sampling a large number of Z values and averaging the counts. When doing this, the relative proportions are consistent with this fractional count approach and results in the update,

$$\alpha'_{m,k} = \sum_n \frac{p''_{m,n,k} \alpha''_{m,n,k}}{\sum_i p''_{m,n,i} \alpha''_{m,n,i}} + \alpha_{m,k}, \quad (6)$$

where α''_m are obtained by cancelling out the message in the reverse direction. It is interesting to note that this update equation is consistent with the message update that is obtained by using variational message passing (in the special case where the message does not use the expectation of the natural parameters but rather the true full distribution). This is not too surprising since the Sum-Product algorithm (as well as LBU) is variational in nature.

Equation 6 updates α'_m which can then be inserted the document topic Dirichlet to arrive at the posterior (for that epoch),

$$f_{\theta_m}^{\text{post}} = \text{Dir}(\theta_m; \alpha'_m) = \frac{\Gamma(\sum_k \alpha'_{m,k})}{\prod_k \Gamma(\alpha'_{m,k})} \prod_k \theta_{m,k}^{\alpha'_{m,k}-1}. \quad (7)$$

3.2.3 Backward sweep

In the first iteration, the posterior α' values are the same as the prior values. These are used to update the topic-document categorical distributions after adjusting for over-counting (because the reverse messages in the initial epoch are uninformative, we have $\alpha'' = \alpha'$ in the first epoch) resulting in,

$$f_{Z_{m,n}} = \frac{\Gamma(\sum_k \alpha''_{m,n,k})}{\prod_k \Gamma(\alpha''_{m,n,k})} \prod_k \theta_{m,k}^{[Z_{m,n}=k] + \alpha''_{m,n,k} - 1}. \quad (8)$$

To calculate the message to be sent to $f_{W_{m,n}}$ from the left, we need to integrate out θ_m , giving,

$$p(Z_{m,n} = k; \alpha''_m) = \frac{\alpha''_{m,n,k}}{\sum_k \alpha''_{m,n,k}}, \quad (9)$$

which is unique for each branch due to the message cancelling adjustment to the hyperparameters. We can now update Equation 2 with the latest version of $p(Z_{m,n} = k; \alpha''_m)$ from Equation 9.

To complete our reverse sweep we observe $W_{m,n} = v$ and calculate the the latest topic proportions from Equation 2 (for each topic, k),

$$\tilde{\mu}_{f_{W_{m,n}|Z_{m,n}=k} \rightarrow Z_{m,n}} = p_{k,v,m,n} \frac{\beta_{v,Z_{m,n}=k}}{\sum_v \beta_{v,Z_{m,n}=k}}. \quad (10)$$

We can now update the topic proportions for each word within each word-topic Dirichlet (after adjusting for over-counting). At the word-topic Dirichlet variable nodes, these proportions are simply added as partial counts to the

corresponding Dirichlet distribution’s prior values to give the latest updated posterior Dirichlet parameters from all branches within the document,

$$\beta'_{k,v} = \sum_m \sum_n \frac{p'_{k,v,m,n}}{\sum_k p_{k,v,m,n}} + \beta_{k,v}, \quad (11)$$

which are used to update the respective posterior word-topic Dirichlet Distributions given in Eq. 1. It is important to note here that each $p_{k,v,m,n}$ contains both updated and adjusted α and β hyperparameters. Note also that unlike when the topic-document Dirichlet distributions are updated, there is no approximation in this Dirichlet update. This message differs from the VMP message in that the VMP message here is independent of the β hyperparameters.

In this section we have given the update equations for the ALBU algorithm. From an implementation point of view, by inspecting the equations, it is clear that all updates are simply subtraction, multiplication and division of vectors. Also, unlike VMP and VB, no complex functions such as the Digamma functions are used, allowing for an improved execution time. Zeng also notes this advantage in his collapsed Sum-Sum LDA algorithm Zeng et al. [2012].

We will now present the evaluation process that we employed to test our implemented algorithm.

4 Our testing methodology

We compare the performance of three algorithms, namely ALBU, collapsed Gibbs sampling and VB. Four text corpora are used for this comparison and are all considered small (they contain few terms per document and also contain a relatively small number of documents).

Because the ground truth distributions are not known, we also include two simulated data sets where 20 corpora are generated for each data set. We then use the ground truth distributions from which the corpora are generated to more accurately evaluate these algorithms.

4.1 Metric selection

In supervised learning models, the ability of a trained model to predict a target variable is evaluated using a test set. Evaluating the performance of unsupervised learning algorithms such as LDA Mcauliffe and Blei [2008], is less straightforward and a measure of success needs to be defined. Held-out perplexity Chang et al. [2009] has been the most popular evaluation metric for topic models. However, a large-scale human topic labeling study by Chang et al. [2009] demonstrated that low held-out perplexity is often poorly correlated with interpretable latent spaces. Coherence on the other hand, has been shown to be highly correlated with human interpretability of topics Röder et al. [2015].

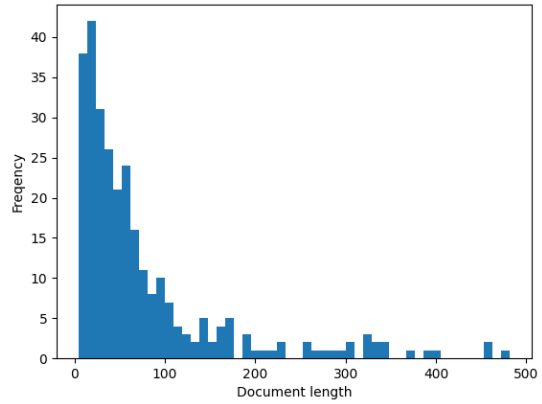
In a comprehensive study of multiple coherence measures Röder et al. [2015], the C_V coherence score had the highest correlation with human topic ratings. This measure is a combination of three measures: the indirect cosine measure, the Boolean sliding window and the normalized point-wise mutual information score, C_V , which performed almost as well as the C_V score. Other well-known coherence measures evaluated in their analysis include, in order of performance are C_{UCI} and C_{UMass} Röder et al. [2015]. We therefore use the C_V score and the simpler C_{NPMI} score to evaluate the topic modeling of the text corpora. Using these measures in conjunction with one another allows for selection of topics where both scores indicate good performance. There are cases where only one metric performs well and the other does not, this usually indicates performance that is not as good as the higher scoring metric leads one to believe.

The evaluation metrics mentioned above are not without drawbacks. Coherence measures take only the top words per topic into account, and not the full distributions over topics. Consequently, much detail of the learnt distributions is discarded. Perplexity may also not give sufficiently fine-grained resolution: Minka and Lafferty Minka and Lafferty [2002] address similar concerns. They demonstrate that held-out word perplexity for two different models can be almost identical but when inspected (using simulated data where the word-topic and topic-document distributions are known), large performance differences are seen Minka and Lafferty [2002].

To evaluate our algorithm based on a more fine-grained metric, we implement a corpus simulation system in which the topic-document and word-topic distributions are known. A distance measure (forward Kullback-Liebler divergence (KLD)) is then used to compare the learnt distributions with the true distributions.

The word-topic and topic-document distributions are Dirichlet distributions. One can easily calculate the forward KLD between two Dirichlet distributions.

Unfortunately, the Gensim implementation (to evaluate the VB algorithm) allows access only to the mean of these Dirichlet distributions, not to the distributions themselves. In LDA the mean of these distributions is, in fact, the



(b) Document length for the 6 Newsgroups corpus. We cut off the plot at 500 documents because only very few documents had lengths between 500 and 3400. The distribution for the 20 Newsgroups corpus is similar.

[illegible]

(b) Wordcloud for Bible verses from the Gospels, Acts and the Epistles - books that are known to have overlapping themes.

probability of finding a word in a topic. We therefore calculate the forward KLD between the actual mean word-topic distributions, p , and approximate mean word-topic distribution, q for each topic:

$$KL(p \parallel q) = \sum_i p_i \ln \frac{p_i}{q_i} \quad (12)$$

4.2 Text Corpora

In all of the text corpora we remove all characters that are not in the English alphabet. Standard text processing techniques are then applied such as lemmatisation and stopwords removal. We also remove some specific additional stopwords for each corpus, such as *corona* from *Covid Tweets* because this is the word used to identify the selection of tweets. Documents shorter than 4 tokens in length after initial preprocessing are discarded.

	Covid Tweets	Bible Verses	20 Newsgroups	6 Newsgroups
Number of documents	18951	7554	300	6996
Vocabulary size	7785	2627	18035	5631
Total topics	8 – 13	9 – 16	11 – 21	6
Document length range	4 – 16	4 – 26	4 – 4537	4 – 4537
Mean document length	8	8	21	17
Coherence window	15	15	50	15
α	0.1	0.1	0.1	0.5
β	0.1	0.1	0.1	0.5



(b) Wordcloud for 6 Newsgroups corpus. Here some of the 6 newsgroups are clearly represented by the most frequent words such as *space* from *sci.space*, *image* and *file* from *comp.graphics* and *armenian* from *talk.politics.mideast*.

Figure 6: Word clouds are based on the frequency of individual words occurring in a corpus. In (a) we show the full 20 Newsgroups corpus and in (b) the smaller corpus using only 6 of the newsgroups.

Because we do not know the true number of topics for any of these corpora, we create a fourth corpus which is simply a small subset of the 20 Newsgroups corpus, 6 *Newsgroups*, where we select only 6 of the 20 newsgroups and aim to identify these newsgroups as topics. The newsgroup names of these 6 newsgroups are *rec.motorcycles*, *comp.graphics*, *sci.med*, *sci.space*, *talk.politics.mideast* and *talk.religion.misc*. To make the problem harder for the algorithms to solve, we also limit the number of documents per topic to 50, leaving us with a very small corpus containing only 300 documents. A summary of the corpus statistics can be seen in Table 1.

The corpus is generated as follows: (a) generate word-topic distributions, (b) generate topic-document distribution, (c) for each document, repeatedly choose a topic from its topic-document distribution, and then a word from this word-topic distribution until the document is populated with the required number of words.

To the topics mentioned above, we add an additional topic, non-overlapping with the others, but occurring in all documents. The addition of these function (or stop) words makes the task of learning the word-topic and topic-document distributions significantly more challenging. This is one of the challenges when applying LDA to text corpora and it is typically handled by applying preprocessing techniques before running LDA (such as removing stop words or using the TF-IDF Wallach et al. [2009] or by post-processing (removing context-free words after extracting topics Minka and Lafferty [2002])). By including these function words, we aim to make our simulations more difficult and realistic.

An added benefit of using simulated data is that we can visualise the performance by using words to be numbers and assigning the word-topic probabilities in such a way that when ordered sequentially, the topics can be visually inspected. This can be seen in Fig. 7.

It is important to note that each time we chose documents based on corpus settings (such as number of documents per topic, words per document, vocabulary length, etc.) one can sample as many corpora as one likes from a single setting. The more are present documents per corpus, the greater the similarity between generated corpora, and the easier for LDA to learn the underlying distributions.

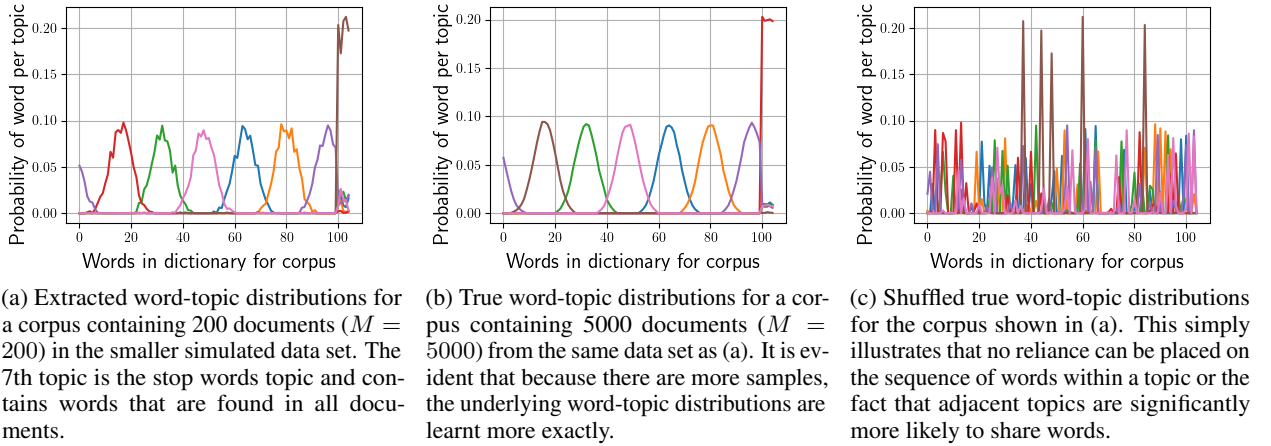


Figure 7: In (a) we present the word-topic distributions extracted from a corpus from the smaller simulated data set where $M = 200$, in (b), a corpus from the same data set where $M = 5000$ and in (c) a shuffled version of (a) to show that the sequential nature of words in topics is simply so that one can easily evaluate performance by visually inspecting the approximate versus actual distributions.

Table 2: Table showing simulated corpus statistics as well as chosen α and β values for algorithms evaluation.

	Smaller Simulated	Bigger Simulated
Number of documents	50, 100, 200, 300, 500, 5000	100, 200, 300, 500
Vocabulary size	100	500
Topics per document	3	6
Total topics	7	10
Document length	100	120
Coherence window	15	10
α	0.5	0.1
β	0.5	0.1

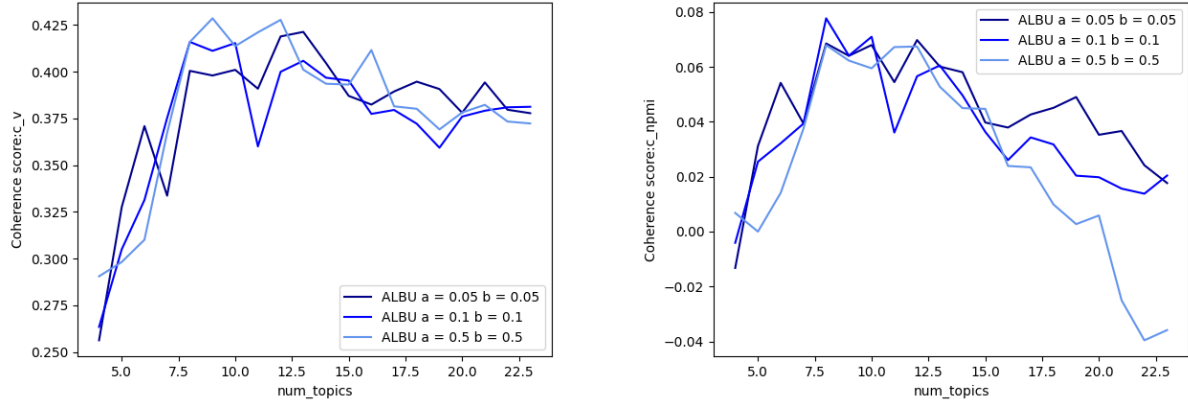
We utilize two simulated data sets (using 2 unique sets of corpus settings as shown in table 2) each consisting of 20 groups of corpora. These corpora are small by real-world text topic extraction standards, but this does not make them easier for LDA to learn; smaller data sets contain less information and consequently inference regarding the underlying generating distribution is more difficult.

The parameters of the smaller data set was inspired by a real data set in the education domain. The larger data set is created with the aim of being a more difficult problem to solve given the higher number of topics per document (6 topics), with documents nevertheless being relatively short (120 words).

4.4 Hyperparameter selection

Standard practice has been to choose the same hyperparameter settings over all data sets and algorithms, popular choices being $\alpha = \beta = 0.1$ Mukherjee and Blei [2009] and $\alpha = \beta = 0.01$ Zeng et al. [2012]. It has recently been shown that this is not optimal since the choice of the hyperparameters for the topic-document and word-topic Dirichlet priors has an impact on LDA performance Asuncion et al. [2009]. An alternative is to learn the hyperparameter values based on a subset of the data, as described by Minka Minka and Lafferty [2002], Minka [2000]. Asuncion et al. Asuncion et al. [2009], shows that using a grid search over a range of hyperparameters for each algorithm over the entire data set allows for an even better choice in hyperparameters, should the computational cost be worth it.

We choose a list of standard hyperparameter settings and evaluate their performance based on coherence metrics. An example of this is shown in Figure 8. The final hyperparameters choices for each data set can be seen in Tables 1 and 2.

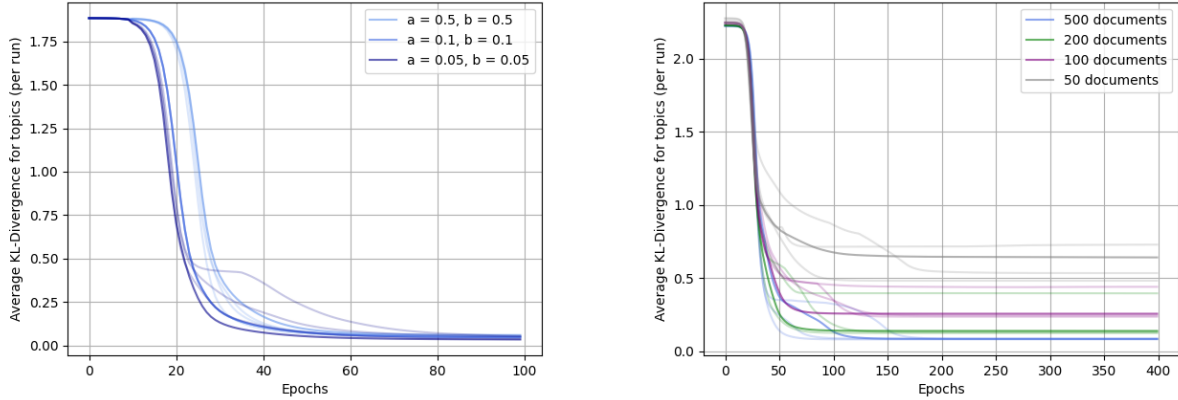


(a) C_V scores over different hyperparameters for the Covid Tweets corpus. (b) C_{NPMI} scores over different hyperparameters for the Covid Tweets corpus.

Figure 8: Hyperparameter selection based on Coherence for the Covid corpus. Both scores are taken into account to select the hyperparameters to use for algorithm evaluation for each corpus. In this case $\alpha = \beta = 0.1$ is the best setting.

4.5 Epochs and iterations

Based on initial convergence tests, we fix the number of epochs for both ALBU and VB to 150 epochs for the text data sets. For the simulated data sets (where our results show the deviation from ground truth), we reduce the epochs to 70 for the smaller data set and increase the epochs to 200 for the 100 documents corpus for ALBU (based on results shown in Figure 9). For VB we use 150 epochs for all runs. Performance is significantly worse at 70 epochs for VB even on the smaller data set but shows no improvement at 200 epochs for either data set.



(a) KLD convergence over different hyperparameters for a selection of corpora in the small simulated data set. (b) KLD convergence over different numbers of documents for a selection of corpora in the bigger simulated data set.

Figure 9: Epoch selection of simulated data based on KLD for ALBU. Algorithms converge at different rates based on hyperparameter settings as well as corpus settings such as number of documents, number of topics per document etc.

For collapsed Gibbs sampling, 5000 samples are used after an initial 2000 iterations with rather poor results. This is significantly more than the 2000 samples than recommended in the Python package PyPi pyp and 1000 as used by Zeng et al [Zeng et al. [2012]].

We test VB and ALBU only once per topic number on the text data sets, because the results for consecutive iterations are virtually identical. In the case of the collapsed Gibbs sampling algorithm, however, the results vary (sometimes

considerably) between iterations. We therefore follow the practice of Zeng et al. [2012] by performing multiple iterations per number of topics, and computing the average coherence value over these iterations.

For each simulated data set, we generate 20 corpora for each M (number of documents). We refer to each repetition as a *run*. In each run, topics are extracted by each algorithm, which are then compared to the true topics.

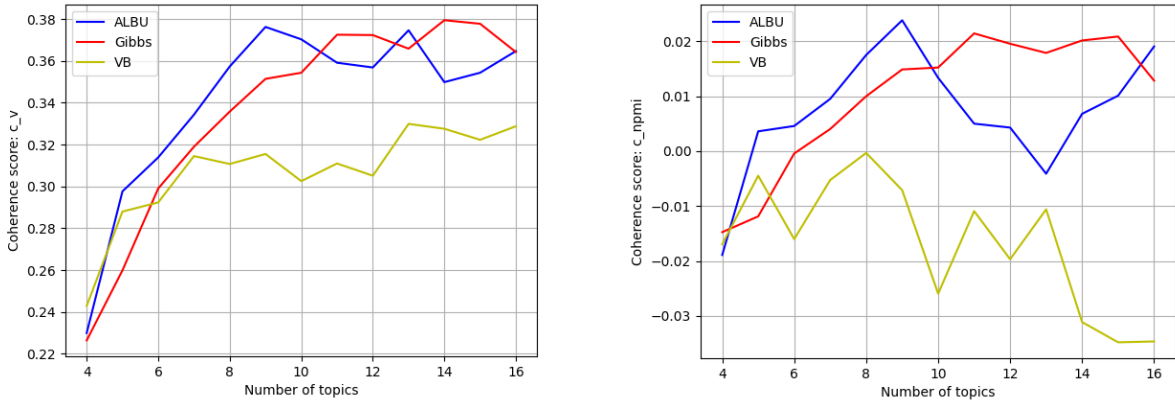
For the text data sets the C_V (a) and C_{NPMI} coherence scores are calculated for each topic within a topic range of $K = 4$ to $K = 16$ for the *Covid Tweets* and *Bible Verse* corpora, $K = 2$ to $K = 25$ for the *20 Newsgroups* corpus, and $K = 2$ to $K = 10$ for the *6 Newsgroups* corpus.

5 Results

In this section we first analyse the coherence results for the text corpora and then present the results for the simulated corpora. We utilise both coherence scores to select the best topic count range and then select a specific $K = k$ (number of topics) to inspect. Coherence measures have been shown to correlate with human topic interpretability. However, the best way of evaluating the intelligibility of and consistency within individual topics is by visual inspection. For the *Covid Tweets* and *Bible Verses* corpora we aim to extract as few topics as possible out of the usable range. For the *6 Newsgroups* corpus, we choose 6 topics since we want to determine how well the original newsgroup themes can be extracted. For the *20 Newsgroups* data set we choose 13 topics (we see that many of the 20 newsgroups have common themes can be extracted as coherent topics).

5.1 Covid Tweets and Bible Verses

Tweets are short messages that are posted by users on the Twitter platform and are typically only a sentence or two in length. The bible is divided into book types, books, chapters and verses. Verses are very short in length (similar to tweets). There is need in theology to find verses that cover the same topic. We select a group of similar biblical book and use each verse as a document in the corpus. We used this corpus because of its very short documents and limited vocabulary which make it difficult for algorithms to extract coherent topics. We expect coherence values to be low for such short documents (tweets and bible verses), especially with such small corpora because there is less information available from which to learn interpretable topics.



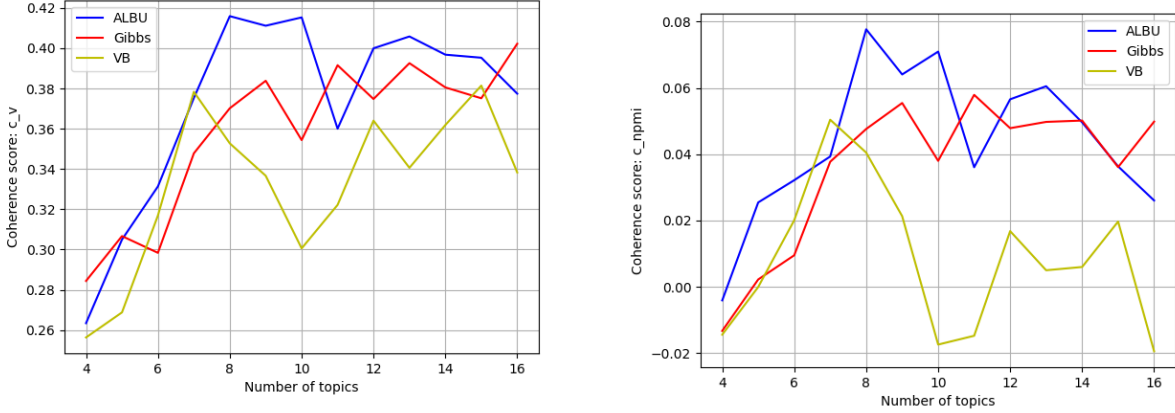
(a) All three topics prefer topics from 9 to 16 in this metric with ALBU and Gibbs outperforming VB over the full range.

(b) ALBU clearly prefers 9 and 16 topics while Gibbs is stable over range from 11 to 15.

Figure 10: Coherence scores for the Bible verses corpus. We show the C_V scores in (a) and C_{NPMI} scores in (b). In both cases ALBU extracts topics best at 9 and 16 topics, while Gibbs prefers 10 to 15 topics. VB struggles to extract coherent topics.

From Figure 10 and Figure 11 we can see that VB performs more poorly than do the ALBU and Gibbs sampling algorithms – this is especially evident where the NPMI Metric is used to evaluate topic coherence. Visual examination of both of Figure 11’s plots indicates that the greatest number of topics extracted by ALBU occurs where there are from 9 to 16 topics, while the Gibbs sampling algorithm performs best at 10 to 1 topics. In the case of VB, coherence scores are consistently lower for most topic numbers. Indeed, in this analysis VB struggles to extract coherent topics.

Because all of the verses in the corpus are focused on similar topics, we aim to extract as few topics as possible, while maintaining acceptable topic coherence. The topics extracted by ALBU at $K = 9$ are the most coherent; confirmed by coherence scores Figure 10) as well as by inspection of the top 10 words extracted per topic. In collapsed Gibbs sampling, when visually inspecting the topics, we see some duplication; for example, two topics contain the words *God*, *Christ* and *Lord* and two additional topics contain the words *God* and *father*. ALBU extracts these as only two unique topics – a more useful result.



(a) ALBU outperforms the others at all topic numbers except for Gibbs at 11 and 16 topics.

(b) VB only extracts somewhat coherent topics at $K = 7$.

Figure 11: Coherence scores for the Covid corpus. We show the C_V score in (a) and C_{NPMI} in (b). We can see that ALBU extracts topics well at 7 and 16 topics while Gibbs prefers 10 to 15 topics. VB struggles to extract coherent topics except for at $K = 7$.

For the Covid corpus we choose $K = 8$ for ALBU and $K = 9$ for the collapsed Gibbs sampling algorithm. By inspecting 6 of the 8 Covid topics extracted by ALBU in Table 3, we see coherent, relevant topics such as mask wearing and testing. The extracted topics by collapsed Gibbs sampling are very similar to these especially with $K = 9$. VB extracts significantly fewer coherent topics; for example, two of the topics relate to both Donald Trump and children (*Trump*, *school*, and *America* were top words in the one, and *realdonaldtrump*, *American* and *school* in another topic). We see a similar trend for the Bible Verses topics over the three algorithms.

5.2 Newsgroup corpora

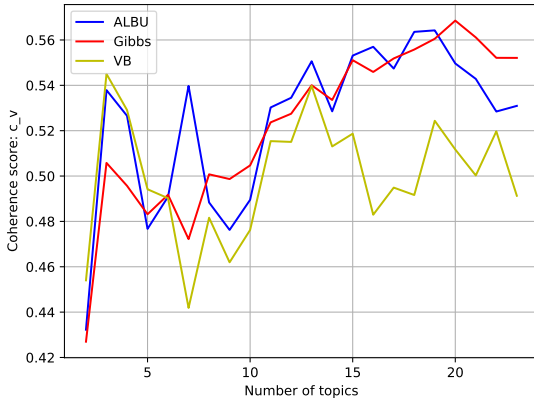
We choose $K = 13$ since all three algorithms perform well for this number of topics with C_V scores of 0.54 for both Gibbs and VB and of 0.55 for ALBU (Figure 12a). The C_{NPMI} score shows that Gibbs performs better than does VB and that ALBU outperforms both (Figure 12b). Inspection of the actual words within the topics (Table 4) extracted by ALBU, indicates that this is a sensible result. Many of the topics can be directly mapped to a specific newsgroup, as can be seen in Table 4 where 6 of the 13 topics are shown.

However, some topics contain words that seem to come from multiple newsgroups. This is to be expected, since some of the newsgroups address similar subjects. For example, the topic to which we have assigned the label *hardware* contains words that are predominantly occur in two of the newsgroups, namely *comp.sys.ibm.pc.hardware* and *comp.sys.mac.hardware*. This is the case with a number of the topics, and it is therefore not surprising that the most coherent topics extracted from the 20 Newsgroups corpus should occur at the settings of $K = 13$ to $K = 20$.

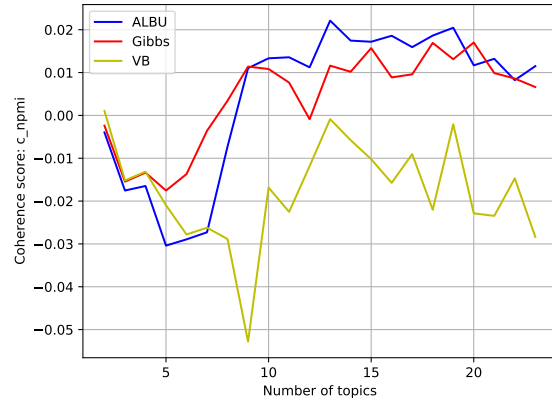
Inspection of the top 10 words per topic for $K = 13$, reveals that the three algorithms yield similar results for many of the topics. The differences between Gibbs and ALBU do not seem semantically significant but for VB there are topics that could be considered incongruent mixtures of topics. For example VB extracts a topic which seems to be a mixture of *talk.politics.guns* and *rec.motorcycles* since it contains words like gun, firearm, weapon and handgun as well as bike motorcycle and ride. It is important to note that although the top 10 words are very similar for most of the extracted topics (especially for Gibbs and ALBU), we use a coherence window of 50 which takes more of the words into account and this is why there are differences in the coherence values, even when the top 10 words per topic are almost identical.

Table 3: Top 15 words in 6 of the topics extracted from the Covid tweets corpus where $K = 8$ for ALBU.

masks	children	cases	trump	spread	testing
mask	like	case	trump	help	test
people	get	new	realdonaldtrump	health	positive
face	school	death	via	spread	hospital
make	back	total	american	risk	patient
wear	know	day	every	even	testing
home	want	india	give	symptom	tested
safe	would	number	sign	daily	need
life	going	report	support	earth	say
keep	see	today	month	self	minister
stay	still	last	change	slow	chief
social	think	positive	worker	community	pradesh
one	thing	reported	government	identify	doctor
wearing	kid	update	need	sooner	govt
everyone	one	hour	million	long	care
please	look	confirmed	america	impact	police



(a) C_v scores for the three algorithms are similar for $K = 13$ which indicates that this is a good number of topics to inspect. The best score of topics over all algorithms over all K is Gibbs at $K = 20$.



(b) C_{NPMI} scores indicate that ALBU extracts topics better than the other algorithms with an exception of $K = 20$ where Gibbs performs best. The best score of topics over all algorithms over all K is ALBU at $K = 13$.

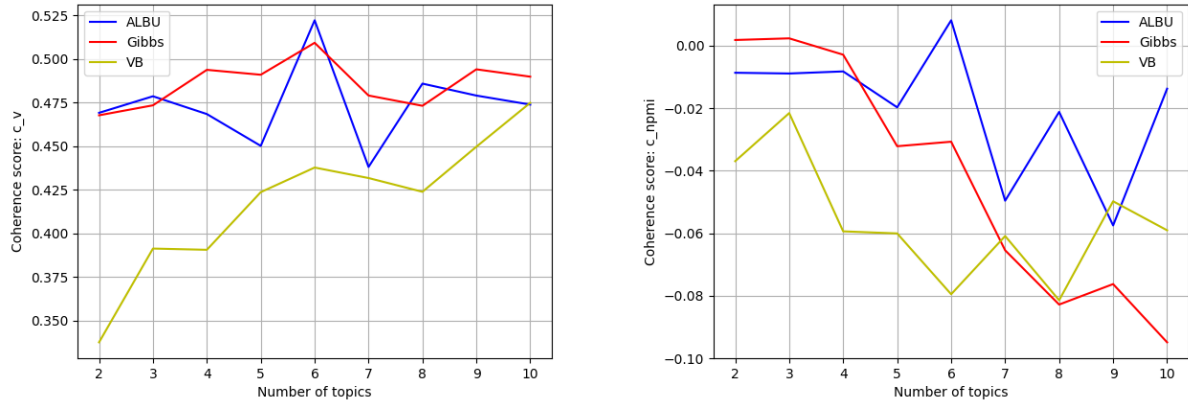
Figure 12: Coherence scores for 20 Newsgroups. For both coherence metrics ALBU and Gibbs perform similarly with ALBU being marginally better at extracting topics. While still achieving reasonably good C_v scores VB does significantly worse than the other two for $K > 14$.

For the 6 *Newsgroup* corpus the coherence values are significantly lower (since this is a significantly harder problem with only 50 documents per newsgroup). ALBU and Gibbs again perform significantly better than does VB based on coherence measures. This agrees with actual topics extracted and shown in table Table 5 and 6. We can see that for ALBU each topic can be mostly matched to a newsgroup topic (shown in the heading of each column) where VB's topics can contain words relating to multiple newsgroup topics. For example the word with the highest probability in the topic we call *comp.graphics/space* is space while the remaining 9 words all support the computer graphics topic. Also we see two of the topics are duplicated (*comp.graphics* and *politics.mideast*).

Table 4: Top 10 words in 6 of the topics extracted from the 20 Newsgroup text corpus where $K = 13$ for ALBU. We assign a topic category to each topic based on themes captured by most of these top ranking words. Some are mixtures of newsgroups such as *comp.sys.ibm.pc.hardware* *comp.sys.mac.hardware* which we have called *hardware*.

hardware	politics.mideast	religion.misc	sci.med	sci.space	talk.politics.guns
drive	armenian	god	drug	space	gun
card	people	one	health	system	law
one	said	would	medical	nasa	right
use	turkish	one	one	launch	people
problem	jew	christian	doctor	satellite	state
scsi	one	jesus	use	water	would
system	israel	say	disease	may	file
disk	israeli	think	food	earth	government
bit	nazi	believe	patient	mission	weapon
work	woman	bible	day	technology	crime

Figure 13: Coherence scores for the 6 Newsgroups corpus. In both (a) C_V scores and (b) C_{NPMI} scores we see that ALBU extracts topics well at $K = 6$.



(a) Gibbs shows on average higher C_V scores than the other two algorithms except for at $K = 6$. VB does significantly worse than the other two except for at $K = 10$.

(b) ALBU shows on average the highest C_{NPMI} score. Take note that the C_{NPMI} scores are below 0 for all algorithms over the whole topic range except for ALBU at $K = 6$.

5.3 Simulated corpus results

We first inspect the results visually for a single corpus and show the learnt distributions in Figure 14. By looking at the second topic we can see that Gibbs learns this topic slightly worse than ALBU and this is reflected in the higher average KLD (0.11 compared to 0.14). VB makes mistakes with several of the topics, resulting in a KLD of 0.3.

If we compare this with Figure 18a at 100 documents, we can see that these results are typical for all the corpora in this category, but do vary somewhat especially for VB.

Looking now one of the corpora containing 500 documents (Figure 15) we see that for Gibbs the topics have been learnt reasonably well except for the 6th topic which seems to have been assigned a lower weight for many of the most probably words, this weight is then assigned to words belonging in the 7th topic. The performance of VB for this corpus is very similar to ALBU (a) but topic 6 shows marginally worse performance than ALBU but better than Gibbs (b). This highlights that when we have sufficient data (on an easy enough problem) the inference method becomes less important. This is confirmed by looking again at 18a but for 500 documents, we see that ALBU is clearly the best performer followed closely by VB and then Gibbs. The inferior performance by Gibbs in this case could mean that the algorithm needed even longer chains in this case to converge sufficiently each time.

Table 5: Top 10 words in the 5 best topics extracted from the 6 Newsgroup text corpus where $K = 6$ for ALBU. We assign a topic category to each topic based on themes captured by most of these top ranking words.

comp.graphics	politics.mideast	religion.misc	sci.space	'rec.motorcycles' / stop words
file	armenian	one	space	would
image	jew	people	nasa	bike
bit	people	god	year	like
one	turkish	would	shuttle	one
use	israel	know	group	people
also	one	say	list	get
system	would	make	post	think
program	israeli	good	news	could
exercise	case	think	sci	time
help	year	bible	launch	food

Table 6: Top 10 words in the 5 best topics extracted from the 6 Newsgroup text corpus where $K = 6$ for VB. We assign a topic category to each topic based on themes captured by most of these top ranking words. We can see that two of the topics both capture information from the *politics.mideast* newsgroup. The same applies for *comp.graphics*. Also we can see that there are some words that do not belong in the topic (shown in bold).

comp.graphics	politics.mideast	religion.misc	comp.graphics/space	politics.mideast/sci.med
file	armenian	jew	space	bullock
image	people	jesus	image	israel
bit	one	one	data	israeli
one	would	bible	file	one
use	turkish	god	available	police
also	year	say	system	said
system	muslim	know	program	would
program	armenia	would	ftp	candida
exercise	could	christian	also	time
help	azerbaijan	case	edu	san

In summary, looking at 18a, we see that for few documents VB struggles to learn the distributions but as the number of topics increases it manages to outperform Gibbs (given the chain length) but not ALBU. This can be seen by looking at the distributions themselves and by looking at average KLD values over multiple iterations.

For the bigger data set we inspect the results of one of the corpora containing 100 documents in Figure 16 and one containing 500 documents Figure 17. We can see that in both figures ALBU performs best and has lowest KLD values. Gibbs performs more similarly to ALBU than VB for 100 documents but for 500 documents still does not completely learn the distributions correctly (as well as ALBU does). VB struggles to learn the distributions correctly for 100 documents but by 500 manages to learn the distributions mostly correctly (almost as well as the other two algorithms). Note that in Figure 17 some topics are assigned weight in places where only other topics exist (note the yellow topic that should only have weight in the place of topic 10 but also has some weight in topic 8).

In Figure 18b we see the results for the bigger data set for all corpora. It is evident that VB struggles to learn the distribution especially for corpora with fewer documents. Gibbs and ALBU perform similarly but it seems that ALBU is more likely to learn the distributions correctly. This is a harder problem to solve than the smaller data set since there are many more topics per document which means that there is more topic overlap. By taking both data sets into account it is clear that ALBU is more consistent in learning the true distributions.

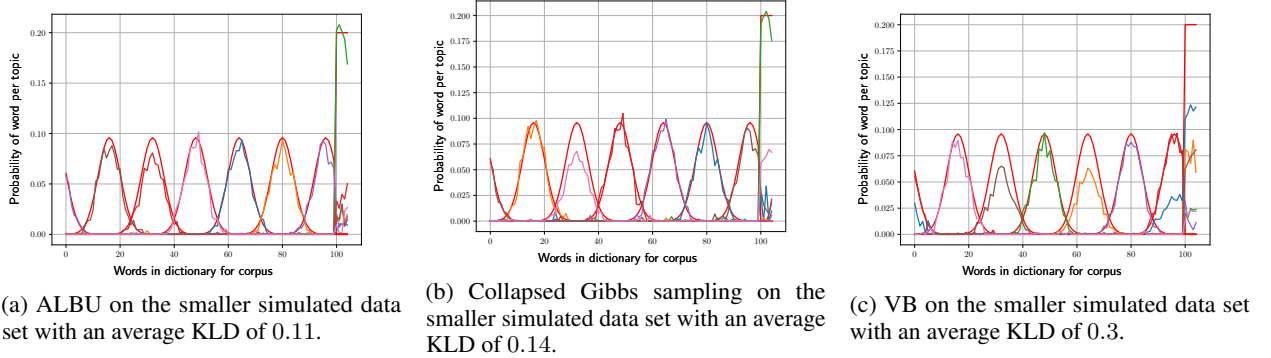


Figure 14: Plot comparing true topics (shown in red), with approximate topics (coloured) for (a) ALBU and (b) Gibbs and (c) VB on the smaller data set (100 documents).

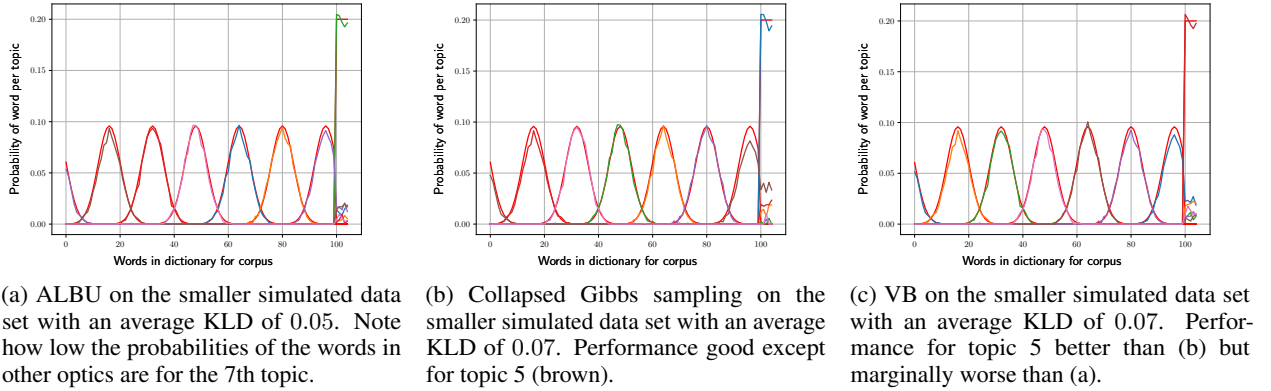


Figure 15: Plot comparing true topics (shown in red), with approximate topics (coloured) for (a) ALBU and (b) Gibbs and (c) VB on the smaller data set for 500 documents.

6 Discussion and Conclusion

Variational Bayes, the standard approximate inference algorithm for LDA, performs well at aspect identification when applied to large corpora of documents but when applied to smaller domain-specific data sets, performance can be poor. In this article we present an alternative approximate technique, based on Loopy Belief update (LBU) for LDA that is more suited to small or difficult data sets because more information is retained (we do not use expectations but rather full distributions).

We test our ALBU implementation against the Python Gensim VB implementation on a number of difficult data sets. We benchmark these results by including the standard collapsed Gibbs sampling algorithm (allowing an extended period for convergence). The performance for ALBU is significantly better than that of VB and comparable to that of Gibbs but at a lower computational cost. We further explore the performance of these algorithms on simulated corpora where we clearly see ALBU’s superior performance.

Our results confirm that ALBU shows similar performance to collapsed Gibbs sampling but with more consistent results (we do not need to wait as long for convergence). The aim of this article, however, is to compare inference methods on the full LDA graphical model (not the collapsed version of the model). We suspect that the performance of ALBU is very similar to that of Collapsed Variational Bayes 0 order approximation (CVBO) Asuncion et al. [2009] and this could present interesting further work.

Since VB is the algorithmic equivalent of VMP, we can compare ALBU to VMP as they are both message passing algorithms. There are three main differences between the VMP and ALBU approaches. Firstly, VMP does not cancel out reverse-direction messages Winn [2004] secondly, we use full distribution where possible and do not explicitly use

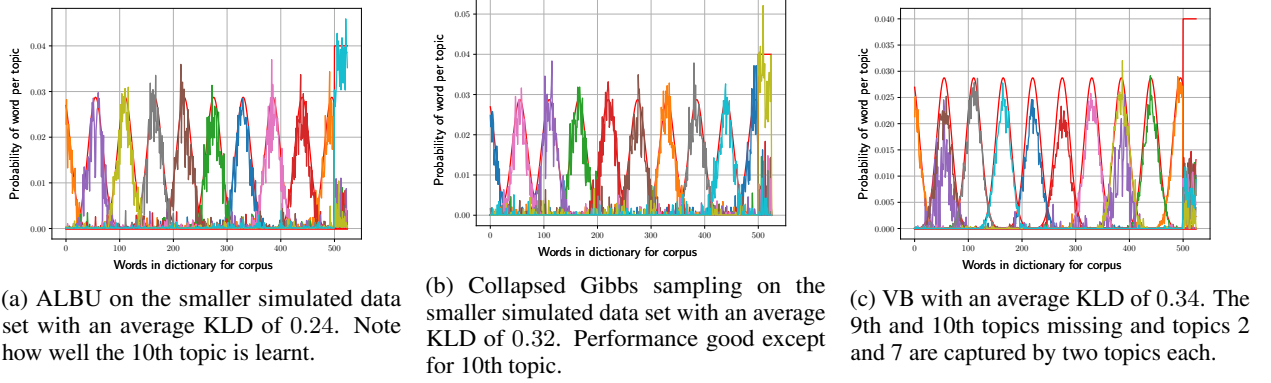


Figure 16: Plot comparing true topics (shown in red), with approximate topics (coloured) for (a) ALBU and (b) Gibbs and (c) VB on the smaller data set for 100 documents.

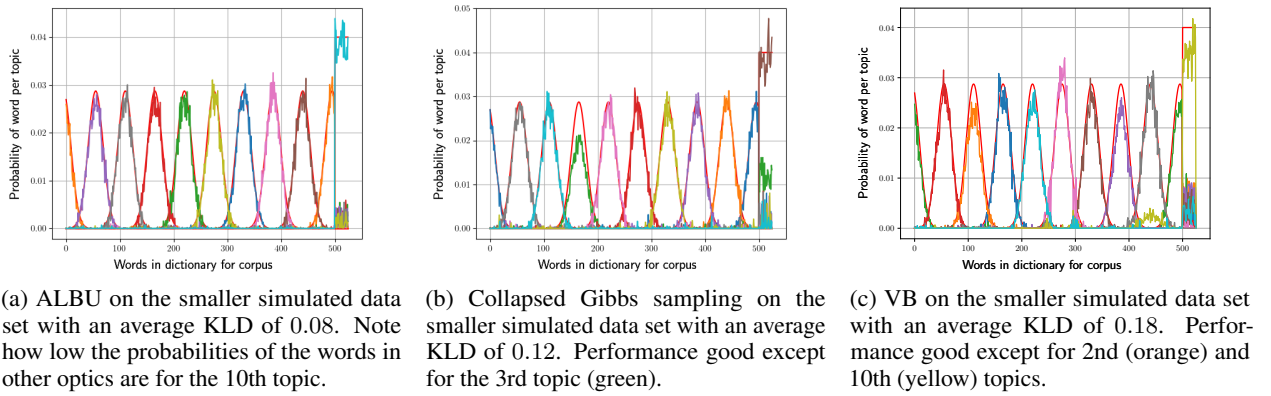


Figure 17: Plot comparing true topics (shown in red), with approximate topics (coloured) for (a) ALBU and (b) Gibbs and (c) VB on the bigger data set for 500 documents.

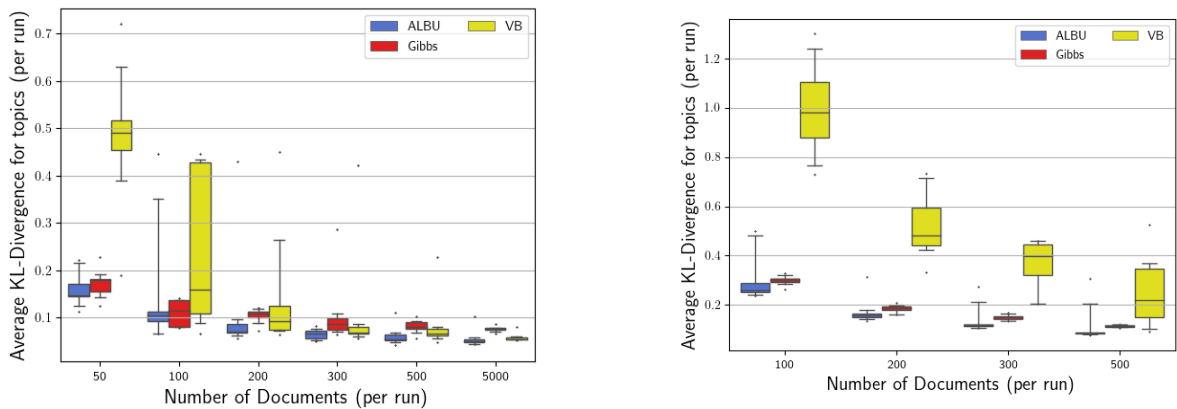


Figure 18: Boxplot showing the average KLD values for the three algorithms as the number of documents per run settings increase for (a) the small and (b) the bigger data sets. KLD is computed over all topics for 20 runs.

expected values; finally, our approximation to and from the conditional word-topic Dirichlet distributions differs from the VMP approximation (even if expected values are not used in the VMP message update).

We believe that the combination of these three effects is the reason why ALBU outperforms VB and that the main performance enhancement comes from using full distributions and not conditional ones (where only expectations are passed on as messages). An added advantage is that our updates are simple and do not require the use of Digamma functions.

The findings in this article indicate that although we live in a world where large volumes of data are available for model training and inference, using fully Bayesian principles can provide improved performance when problems get hard (without significant extra complexity). Based on our findings we invite others to apply the principles that we have used in ALBU to other similar graphical models with Dirichlet-Categorical relationships.

References

- David M Blei, Andrew Y Ng, and Michael I Jordan. Latent dirichlet allocation. *Journal of machine Learning research*, 3(Jan):993–1022, 2003.
- Wray Buntine. Variational extensions to em and multinomial pca. In *European Conference on Machine Learning*, pages 23–34. Springer, 2002.
- Daniel Backenroth, Zihuai He, Krzysztof Kiryluk, Valentina Boeva, Lynn Pethukova, Ekta Khurana, Angela Christiano, Joseph Buxbaum, and Iuliana Ionita-Laza. Fun-lda: A latent dirichlet allocation model for predicting tissue-specific functional effects of noncoding variation. *bioRxiv*, page 069229, 2017.
- Jonathan K Pritchard, Matthew Stephens, and Peter Donnelly. Inference of population structure using multilocus genotype data. *Genetics*, 155(2):945–959, 2000.
- Li Fei-Fei and Pietro Perona. A bayesian hierarchical model for learning natural scene categories. In *2005 IEEE Computer Society Conference on Computer Vision and Pattern Recognition (CVPR’05)*, volume 2, pages 524–531. IEEE, 2005.
- Josef Sivic, Bryan C Russell, Alexei A Efros, Andrew Zisserman, and William T Freeman. Discovering object categories in image collections. 2005.
- Xiaogang Wang and Eric Grimson. Spatial latent dirichlet allocation. In *Advances in neural information processing systems*, pages 1577–1584, 2008.
- Stefan Feuerriegel and Nicolas Pröllochs. Investor reaction to financial disclosures across topics: An application of latent dirichlet allocation. *Decision Sciences*, 2018.
- Yukari Shirota, Takako Hashimoto, and Tamaki Sakura. Extraction of the financial policy topics by latent dirichlet allocation. In *TENCON 2014-2014 IEEE Region 10 Conference*, pages 1–5. IEEE, 2014.
- Max A Woodbury and Kenneth G Manton. A new procedure for analysis of medical classification. *Methods of Information in Medicine*, 21(04):210–220, 1982.
- Thomas Minka and John Lafferty. Expectation-propagation for the generative aspect model. In *Proceedings of the Eighteenth conference on Uncertainty in artificial intelligence*, pages 352–359. Morgan Kaufmann Publishers Inc., 2002.
- Xuan-Hieu Phan, Le-Minh Nguyen, and Susumu Horiguchi. Learning to classify short and sparse text & web with hidden topics from large-scale data collections. In *Proceedings of the 17th international conference on World Wide Web*, pages 91–100. ACM, 2008.
- Liangjie Hong and Brian D Davison. Empirical study of topic modeling in twitter. In *Proceedings of the first workshop on social media analytics*, pages 80–88. acm, 2010.
- Daniel Ramage, Susan Dumais, and Dan Liebling. Characterizing microblogs with topic models. In *Fourth international AAAI conference on weblogs and social media*, 2010.
- Ou Jin, Nathan N Liu, Kai Zhao, Yong Yu, and Qiang Yang. Transferring topical knowledge from auxiliary long texts for short text clustering. In *Proceedings of the 20th ACM international conference on Information and knowledge management*, pages 775–784. ACM, 2011.
- Jianshu Weng, Ee-Peng Lim, Jing Jiang, and Qi He. Twitterrank: finding topic-sensitive influential twitterers. In *Proceedings of the third ACM international conference on Web search and data mining*, pages 261–270. ACM, 2010.
- Amparo Elizabeth Cano Basave, Yulan He, and Ruifeng Xu. Automatic labelling of topic models learned from twitter by summarisation. In *Proceedings of the 52nd Annual Meeting of the Association for Computational Linguistics (Volume 2: Short Papers)*, pages 618–624, 2014.

- Robertus Nugroho, Diego Molla-Aliod, Jian Yang, Youliang Zhong, Cecile Paris, and Surya Nepal. Incorporating tweet relationships into topic derivation. In *Conference of the Pacific Association for Computational Linguistics*, pages 177–190. Springer, 2015.
- Rishabh Mehrotra, Scott Sanner, Wray Buntine, and Lexing Xie. Improving lda topic models for microblogs via tweet pooling and automatic labeling. In *Proceedings of the 36th international ACM SIGIR conference on Research and development in information retrieval*, pages 889–892. ACM, 2013.
- Xiaohui Yan, Jiafeng Guo, Yanyan Lan, and Xueqi Cheng. A biterm topic model for short texts. In *Proceedings of the 22nd international conference on World Wide Web*, pages 1445–1456. ACM, 2013.
- M Albakour, Craig Macdonald, Iadh Ounis, et al. On sparsity and drift for effective real-time filtering in microblogs. In *Proceedings of the 22nd ACM international conference on Information & Knowledge Management*, pages 419–428. ACM, 2013.
- Lamjed Ben Jabeur, Lynda Tamine, and Mohand Boughanem. Uprising microblogs: A bayesian network retrieval model for tweet search. In *Proceedings of the 27th annual ACM symposium on applied computing*, pages 943–948. ACM, 2012.
- Asli Celikyilmaz, Dilek Hakkani-Tür, and Junlan Feng. Probabilistic model-based sentiment analysis of twitter messages. In *2010 IEEE Spoken Language Technology Workshop*, pages 79–84. IEEE, 2010.
- Xiaojun Quan, Chunyu Kit, Yong Ge, and Sinno Jialin Pan. Short and sparse text topic modeling via self-aggregation. In *Twenty-Fourth International Joint Conference on Artificial Intelligence*, 2015.
- Marina Sokolova, Kanyi Huang, Stan Matwin, Joshua Ramisch, Vera Sazonova, Renee Black, Chris Orwa, Sidney Ochieng, and Nanjira Sambuli. Topic modelling and event identification from twitter textual data. *arXiv preprint arXiv:1608.02519*, 2016.
- Xuerui Wang and Andrew McCallum. Topics over time: a non-markov continuous-time model of topical trends. In *Proceedings of the 12th ACM SIGKDD international conference on Knowledge discovery and data mining*, pages 424–433. ACM, 2006.
- Michal Rosen-Zvi, Thomas Griffiths, Mark Steyvers, and Padhraic Smyth. The author-topic model for authors and documents. In *Proceedings of the 20th conference on Uncertainty in artificial intelligence*, pages 487–494. AUAI Press, 2004.
- John Michael Winn. *Variational message passing and its applications*. PhD thesis, Citeseer, 2004.
- David M Blei, Alp Kucukelbir, and Jon D McAuliffe. Variational inference: A review for statisticians. *Journal of the American Statistical Association*, 112(518):859–877, 2017.
- Hagai Attias. A variational bayesian framework for graphical models. In *Advances in neural information processing systems*, pages 209–215, 2000.
- John Winn and Christopher M Bishop. Variational message passing. *Journal of Machine Learning Research*, 6(Apr):661–694, 2005.
- James Foulds, Levi Boyles, Christopher DuBois, Padhraic Smyth, and Max Welling. Stochastic collapsed variational bayesian inference for latent dirichlet allocation. In *Proceedings of the 19th ACM SIGKDD international conference on Knowledge discovery and data mining*, pages 446–454. ACM, 2013.
- Radim Rehurek and Petr Sojka. Software framework for topic modelling with large corpora. In *In Proceedings of the LREC 2010 Workshop on New Challenges for NLP Frameworks*. Citeseer, 2010.
- F. Pedregosa, G. Varoquaux, A. Gramfort, V. Michel, B. Thirion, O. Grisel, M. Blondel, P. Prettenhofer, R. Weiss, V. Dubourg, J. Vanderplas, A. Passos, D. Cournapeau, M. Brucher, M. Perrot, and E. Duchesnay. Scikit-learn: Machine learning in Python. *Journal of Machine Learning Research*, 12:2825–2830, 2011.
- Daphne Koller, Nir Friedman, and Francis Bach. *Probabilistic graphical models: principles and techniques*. MIT press, 2009.
- Steffen L Lauritzen and David J Spiegelhalter. Local computations with probabilities on graphical structures and their application to expert systems. *Journal of the Royal Statistical Society: Series B (Methodological)*, 50(2):157–194, 1988.
- Tom Heskes. Stable fixed points of loopy belief propagation are local minima of the bethe free energy. In *Advances in neural information processing systems*, pages 359–366, 2003.
- Jia Zeng. A topic modeling toolbox using belief propagation. *Journal of Machine Learning Research*, 13(Jul):2233–2236, 2012.

- Jia Zeng, William K Cheung, and Jiming Liu. Learning topic models by belief propagation. *IEEE Transactions on Pattern Analysis and Machine Intelligence*, 35(5):1121–1134, 2012.
- Yee W Teh, David Newman, and Max Welling. A collapsed variational bayesian inference algorithm for latent dirichlet allocation. In *Advances in neural information processing systems*, pages 1353–1360, 2007.
- Arthur Asuncion, Max Welling, Padhraic Smyth, and Yee Whye Teh. On smoothing and inference for topic models. In *Proceedings of the twenty-fifth conference on uncertainty in artificial intelligence*, pages 27–34. AUAI Press, 2009.
- Python package index - pypi. URL <https://pypi.org/>.
- Jon D Mcauliffe and David M Blei. Supervised topic models. In *Advances in neural information processing systems*, pages 121–128, 2008.
- Jonathan Chang, Sean Gerrish, Chong Wang, Jordan L Boyd-Graber, and David M Blei. Reading tea leaves: How humans interpret topic models. In *Advances in neural information processing systems*, pages 288–296, 2009.
- Michael Röder, Andreas Both, and Alexander Hinneburg. Exploring the space of topic coherence measures. In *Proceedings of the eighth ACM international conference on Web search and data mining*, pages 399–408. ACM, 2015.
- Hanna M Wallach, David M Mimno, and Andrew McCallum. Rethinking lda: Why priors matter. In *Advances in neural information processing systems*, pages 1973–1981, 2009.
- Indraneel Mukherjee and David M Blei. Relative performance guarantees for approximate inference in latent dirichlet allocation. In *Advances in Neural Information Processing Systems*, pages 1129–1136, 2009.
- Thomas Minka. Estimating a dirichlet distribution, 2000.