

Using Pause Information for More Accurate Entity Recognition

Sahas Dendukuri^{1*}, Pooja Chitkara[†], Joel Ruben Antony Moniz², Xiao Yang[†],
Manos Tsagkias², Stephen Pulman²

¹University of Michigan, ²Apple

sahasd@umich.edu, chitkarapooja@yahoo.com, joelrubenantony_moniz@apple.com,
graceyx.scut@gmail.com, {etsagkias, spulman}@apple.com

Abstract

Entity tags in human-machine dialog are integral to natural language understanding (NLU) tasks in conversational assistants. However, current systems struggle to accurately parse spoken queries with the typical use of text input alone, and often fail to understand the user intent. Previous work in linguistics has identified a cross-language tendency for longer speech pauses surrounding nouns as compared to verbs. We demonstrate that the linguistic observation on pauses can be used to improve accuracy in machine-learned language understanding tasks. Analysis of pauses in French and English utterances from a commercial voice assistant shows the statistically significant difference in pause duration around multi-token entity span boundaries compared to within entity spans. Additionally, in contrast to text-based NLU, we apply pause duration to enrich contextual embeddings to improve shallow parsing of entities. Results show that our proposed novel embeddings improve the relative error rate by up to 8% consistently across three domains for French, without any added annotation or alignment costs to the parser.

Index Terms: Natural Language Understanding, BERT, Shallow Parsing, Entity Recognition, Contextual Embeddings

1 Introduction and Related Work

Voice assistants are increasingly becoming a part of our daily lives as they empower us to complete diverse and complex tasks. Today, voice assistants are able to make phone calls, take notes, set alarms, narrate bed time stories, or even rap hip-hop. Given a user’s request, the assistant transcribes the input audio to text, and a natural language understanding (NLU) system classifies and routes the transcribed text to components that handle the request (e.g., phone call, notes, alarm).

Typical conversational NLU systems rely on text, the output of an automatic speech recognition (ASR) system (Muralidharan et al., 2019). These systems have proven successful, but relying wholly on text means that some analyses may be inaccurate (Nygaard et al., 2009), since acoustic signals may be needed to arrive at the right intent. For example, in the utterance “play thank you next”, the pause duration between “you” and “next” can help determine if the request is to play the specific song “thank you next” or to play the song “thank you” but next in the queue. This disambiguating function of pause information is well known, but the potential role of pause information in signalling different types of constituents, as described in Seifart et al. (2018), has not, to our knowledge, been investigated in this setting.

Our goal is two-fold. Our first objective is to analyze the findings of Seifart et al. (2018) in the context of spoken conversations typical of those processed by voice assistants. Specifically, we show that differences in pause length around named entity spans is a statistically reliable processing cue. Our second goal is to demonstrate that the intuitive role of pause duration in aiding language understanding can be used in practice. Specifically, we present novel pause-grounded contextual embeddings that consistently outperform text-based representations in a language understanding task across multiple domains.

A standard approach to a tighter integration between acoustic information and NLU has been to use end-to-end models that can consume acoustic waveforms directly and learn NLU labels (Haghani et al., 2018). However, this approach can be difficult to adapt to traditional text-based tasks since audio inputs need to be labeled with task-specific information, introducing additional annotation costs.

An alternative approach is suggested by the recent and growing body of research which encodes text along with other modalities, such as audio

*work done as an intern at Apple

†work done while at Apple

Table 1: Statistics for the dataset EngFrPauseData.

Measure	French	English
Number of utterances	17,799	22,388
Average # tokens in an utterance	3.67	4.71
% of tokens that are entities	24%	24.52%
Average pause duration per token	51.60ms	33.64ms

and video, in a single embedding, known as multi-modal grounded embeddings (Settle et al., 2019; Jeon et al., 2019; Rahman et al., 2020; Lan et al., 2020; Chuang et al., 2019; Chung et al., 2020). These models have proven successful in tasks like speech recognition (Settle et al., 2019) and sentiment analysis (Rahman et al., 2020). However, they require the data from different modalities to be aligned in order to produce the embeddings, again increasing the cost of generating training data.

We work within this paradigm of multi-modal grounded embeddings using pause markers in spoken utterances for the task of *shallow parsing* (Ladhak et al., 2016; Vijayakumar et al., 2017; Rahman et al., 2020; Liu et al., 2020; Lan et al., 2020). We propose a novel self-supervised architecture adding a pause prediction task to traditional text-based BERT-style language models (Devlin et al., 2019). To the best of our knowledge, this is the first study on grounding textual embeddings in spoken pause signals.

We pre-train our embeddings using token-level pauses from the ASR system, and consume the representations in the downstream parsing task without fine-tuning. We do not input pause duration in our downstream task and, therefore, do not require data from different modalities to be aligned. This sets our approach apart from end-to-end approaches that use speech signals as input during inference, requiring additional task-specific annotation (such as Chi et al. (2020); Liu et al. (2020); Ling et al. (2020)).

2 Analysis of Pause Duration

In Seifart et al. (2018), time-aligned spoken language corpora in multiple languages were compared in terms of speech rate and pause duration. The variable of interest was the difference between nouns and verbs, with the subtlety that nominalisations of verbs still counted as verbs, and (less frequent) verbalisings of nouns counted as nouns. This means the the distinction was close to the traditional semantic distinction of ‘object’ and ‘action’

words. Their main findings were that speech rate slows relatively before nouns, and for most languages, pauses are more likely before nouns than before verbs.

We are most interested in the observation about pauses before nouns, as a potential signal for an upcoming named entity sequence. Named entities may not be limited to single nouns, but may be a span of tokens with at least a head noun. We analyze if pauses are more likely and/or longer before (or after) the boundary of an entity span than within the span itself.

We investigate this as follows. We consider a set of utterances from a large internal, anonymous dataset, collected over several months and domains (referred to throughout as UsageData). Given the sampling methodology, it can be concluded that there are no speaker-dependent effects in our dataset. The utterances have been taken from an upstream ASR system which provides each utterance hypothesis with pause durations following each token, in milliseconds. In order to test the findings of Seifart et al. (2018) in the voice assistant setting, we randomly sample UsageData utterances from the sports, movies, and music domains in English and French (referred as EngFrPauseData); see Table 1 for an overview.

We manually annotate EngFrPauseData with BIO-style tags (Ramshaw and Marcus, 1995; Tjong Kim Sang and De Meulder, 2003); O for non-entity, B for beginning of an entity, I for inside an entity. Furthermore, if a token is tagged with a B or I, it contains an additional entity tag (e.g., Artist). We combine the pause information from ASR with the named entity tags to derive pauses before, during, and after an entity. We aggregate pause and token duration statistics across all utterances for all domains in a language and fit distributions for the following pairs of settings: O-B, B-I, I-I, B-O, I-O. For example, an O-B pair marks the pause duration between a token tagged O and the token following it tagged B, while an I-I pair denotes the pause between a token tagged I and the token following it

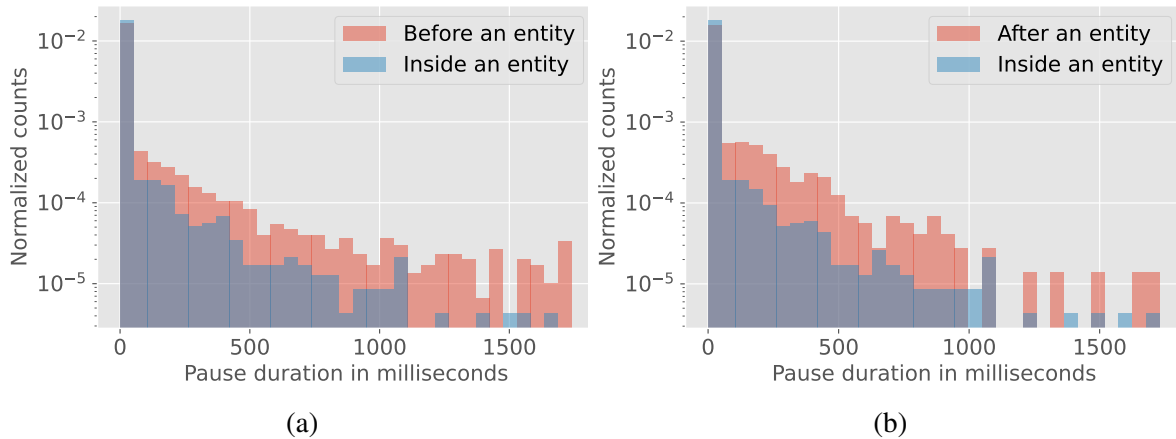


Figure 1: Histograms showing the normalized frequency distribution of the pause duration for French on the EngFrPause Data described in Table 1 across three domains: sports, movies, and music. x-axis marks pause duration in milliseconds (up to 3 standard deviations from the mean) for before (O-B) and inside (B-I and I-I) an entity (left), and after (B-O and I-O) and inside (B-I and I-I) an entity (right). y-axis shows log-normalized counts. Note that the deep purple-grey color is indicative of the red and blue histograms overlapping.

also tagged I.

To analyze whether the study in Seifart et al. (2018) can be extended to spoken entity sequences, we ask whether the pause duration before, within, and after an entity is different in a statistically significant way. To do this, we first log normalize the frequency of pauses before, inside, and after an entity to account for differences in their raw counts. In Fig. 1 and Fig. 2 we plot and compare histograms showing the normalized frequency distributions of pauses before an entity (O-B) and inside an entity (B-I and I-I), and inside an entity and after an entity (B-O and I-O) for French and English respectively. We observe that pauses before uttering and after uttering an entity are longer than pauses within the entity itself.

For French, the mean duration for pause within an entity is 18.17ms, for pause before an entity is 55.04ms, and for pause after an entity is 63.86ms. The differences in mean pause duration for both within and before an entity, and for within and after an entity are found statistically significant using a two sample statistical significance t-test; p-values are $4.59\text{e-}34$ and $3.97\text{e-}20$, respectively.

For English, the mean duration for pause within an entity is 15.21ms, for pause before an entity is 33.99ms, and for pause after an entity is 38.08ms. The differences in pause duration are again found to be statistically significant for both before and within an entity (p-value: $7.31\text{e-}33$), and within and after an entity (p-value: $6.81\text{e-}36$). These findings are in line with those from Seifart et al. (2018) and

suggests that acoustic pauses are indeed a useful and complementary signal to text-based features.

Likewise, in Figure 3, we show the percentage frequency of pauses greater than or equal to 60ms for different types of entity labels. Here, too, we observe that such pauses are more frequent after or before entities (label types O-B, I-O, B-O) as compared to within entities (label types B-I, I-I), for both French (Figure 3a) and English (Figure 3b).

Note that the pause length difference within and outside an entity span tends to be greater in French than in English. Similarly, the difference in frequency of longer pauses at entity boundaries versus within entity spans is greater in French than in English, as can be visualized in Figure 3. We therefore carried out our further experiments on the French data (hereafter, FrPauseData), both for reasons of time, and on the grounds that any effects were more likely to show up there. ¹

3 Shallow Parsing

Our primary downstream setting that consumes contextual embeddings (described in Section 4) comprises of shallow parsing, as a sequence labelling task. It takes text output from an ASR system as the input, and produces an output label for each input token. The labels aim to recognize the intent of the spoken utterance, typically picking

¹Regrettably, we could not find a public domain dataset with analogous properties so that our findings could be replicated by others, and so we have presented results on this proprietary data and shared the statistics of our dataset.

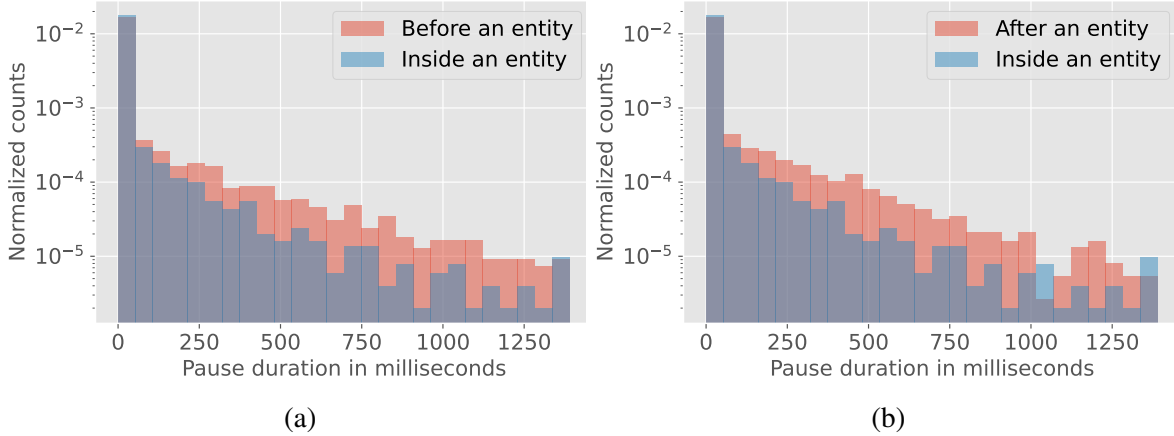


Figure 2: Histograms showing the normalized frequency distribution of the pause duration for English on the EngFrPause Data described in Table 1 across three domains: sports, movies, and music. x-axis marks pause duration in milliseconds (up to 3 standard deviations from the mean) for before (O-B) and inside (B-I and I-I) an entity (left), and after (B-O and I-O) and inside (B-I and I-I) an entity (right). y-axis shows log-normalized counts. Note that the deep purple-grey color is indicative of the red and blue histograms overlapping.

out a verb and the phrases that could constitute arguments of the verb. For example, “play thank you next” would be parsed as “play/Verb thank/Song you/Song next/Song”.²

In all experiments, we first pass the text output obtained from ASR into either a pre-trained baseline or pause-sensitive contextual embedding (refer Section 4). We pass the so-obtained contextual embedding representations into a relatively simple shallow parsing model. The shallow parser is a sequence tagger model that feeds the contextual embedding corresponding to each text token into a single-layered BiLSTM with a CRF on top, obtaining a predicted label for each token as the output (refer Fig. 4). During training, our shallow parser is optimized by minimizing the Negative Log Likelihood (NLL) over the data. Our shallow parser is identical to that of Muralidharan et al. (2021), except that we feed the output of the BiLSTM into a CRF layer, which we empirically observe boosts performance in all cases.

4 Pre-training Embeddings with Pause Information

The baseline version of the shallow parser uses a text-only embedding. This embedding is a BERT-style text-based language model (Devlin et al., 2019) trained without the next sentence prediction auxiliary task of the original BERT architecture.

To investigate the effect of pauses, we compare

²“thank you next” is the ASR recognition result for the song “Thank u, Next”.

the baseline architecture with an identical BERT-based model extended with an additional spoken pause prediction task, as shown in Fig. 5. We are given, for each utterance, the pauses following each token in milliseconds, and we learn a model jointly optimizing a text-based language modeling task and a token-level pause duration prediction task. We add additional linear projections over intermediary representations from the encoder to predict pause durations following a token. We refer to the encoder as the “Joint Utterance Encoder”, and to the linear projection as the “Pause Prediction Layer”. We use negative log-likelihood (NLL) for categorical loss and mean squared error (MSE) for regression loss optimizations. We backpropagate the sum of the losses from both the text-based and the speech-based pause prediction tasks into the Joint Utterance Encoder.

We consider two variants of the prediction task:

Hierarchical Bin Classification [HBC]: The task is to perform hierarchical classification where the first linear projection predicts the boolean presence/absence of a pause and the second linear projection maps non-zero pauses (in the case of presence of a pause) into one of three labels: short, medium, and long, indicative of the pause durations.

Normalized Linear Regression [NLR]: The task is to linearly predict the length of pause (normalized into a range from zero to one) following a token.

More concretely, in a given utterance, let T_b be

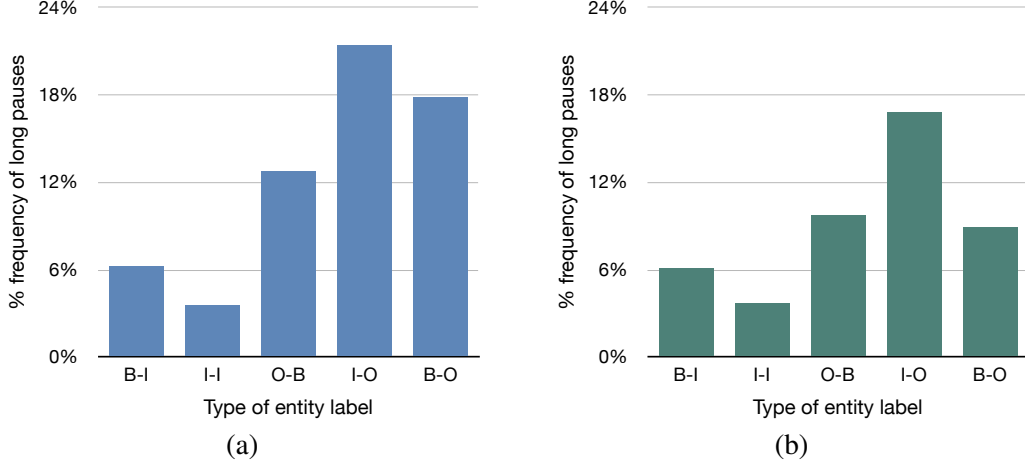


Figure 3: Histogram of percentage frequency of pause duration $\geq 60\text{ms}$ on the EngFrPause Data (described in Table 1) per label type for (a) French and (b) English. x-axis marks entity label type and y-axis shows percentage frequency of long pauses. O-B, I-O, and B-O indicate label types at entity span boundaries (before/after entites), and B-I and I-I indicate label types within entity spans.

the set of tokens used to train the BERT-style model using a Masked Language Model (MLM) objective and l_i^b be the softmaxed LM prediction for the probability of the i^{th} token t_i . Further, let T_s be the set of tokens on which the pause prediction tasks are to be trained, and for the t_i^{th} token, let l_i^c be the predicted probability of the true coarse-grained (presence/absence) label by HBC, let l_i^f be the predicted probability of the true fine-grained short (S), medium (M), or long (L) label by HBC, let l_i^r be the predicted pause by the NLR module, let $\mathbb{1}_{g_i^c}$ indicate the presence/absence of a pause, and let g_i^r be the true normalized pause duration. Then the baseline BERT-style encoder is trained by minimizing the loss

$$L_{\text{BERT}} = - \sum_{t_i \in T_b} \log l_i^b. \quad (1)$$

The loss for the HBC task is

$$L_{\text{HBC}} = - \sum_{t_i \in T_s} \left(\log l_i^c + \mathbb{1}_{g_i^c} \log l_i^f \right). \quad (2)$$

The loss for the NLR task is

$$L_{\text{NLR}} = \sum_{t_i \in T_s} (g_i^r - l_i^r)^2. \quad (3)$$

The joint loss is $L_{\text{BERT}} + \lambda L_{\text{HBC}}$ or $L_{\text{BERT}} + \lambda L_{\text{NLR}}$ respectively, where λ is a weighting factor set to 1 in our experiments.

5 Experimental Design

In our experiments, we compare the parser with the baseline version of text-only embeddings against a version using embeddings enhanced with pause information (HBC and NLR). This is the only difference between the two systems: the speech pause

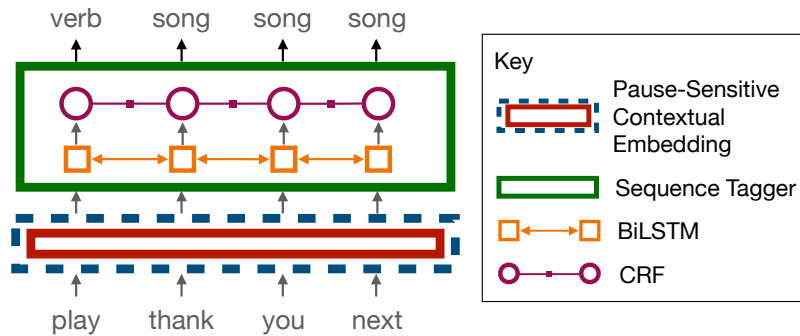


Figure 4: Illustration of our shallow parser module.

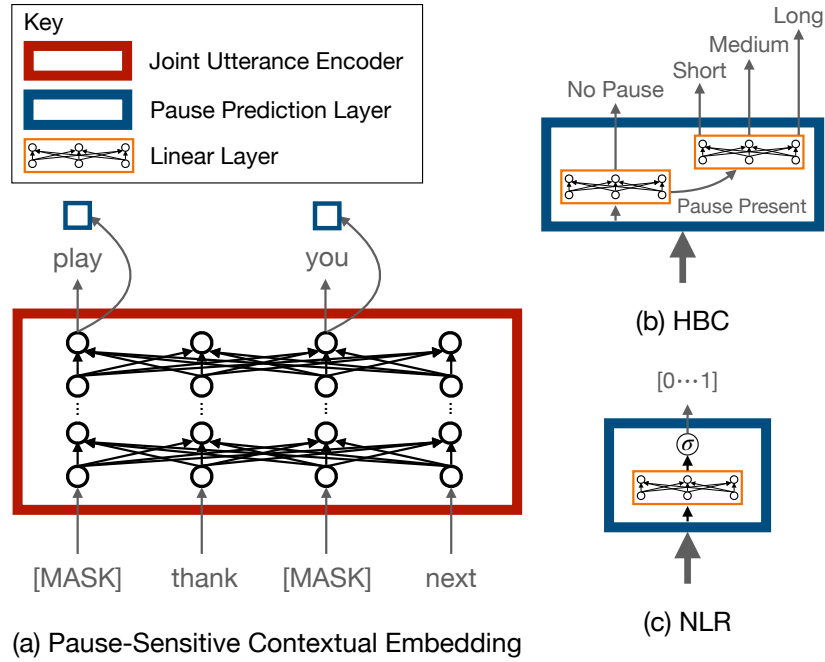


Figure 5: Pause-Sensitive Contextual Embedding. (a) Joint Utterance Encoder, in which the prediction layer can be (b) HBC, (c) NLR, or absent (baseline).

Table 2: Relative percent change in error rates for Shallow Parser with pause-sensitive embeddings. Boldface marks best performance for domain and metric.

Model	Domain	EER	TER	UER
HBC	Music	+0.47%	+0.22%	-2.34%
	Movies	-2.83%	-2.78%	-0.57%
	Sports	+0.70%	+0.71%	-1.12%
NLR	Music	-2.94%	-3.32%	-4.10%
	Movies	-8.32%	-8.51%	-3.99%
	Sports	-2.63%	-2.67%	-3.22%

signals used to pre-train the embeddings are not used directly in the parser. Neither the baseline version nor the pause-sensitive embeddings are fine-tuned in the parser.

For pre-training the BERT-style language models, we train over a random sample from the French section of UsageData without entity annotations (‘FrTrainData’). FrTrainData contains about 50 million utterances with token-level ASR feature tuples consisting of recognized text and post-token pause duration (in milliseconds) for each input point.

To generate label boundaries for the HBC task, we sort pause durations in FrPauseData in ascending order and divide the resulting list of pauses into three parts with an equal number of data points. These serve as the label boundaries for the S, M,

and L length labels for HBC. Empirically, pause durations less than 60ms are labeled as S, those between 60ms and 310ms are labeled as M, and those greater than 310ms are labeled as L. During training, we discard any pause greater than 10,000ms as noise from upstream ASR. For NLR, we normalize the pauses between 0 and 1 by dividing each duration by 10,000ms (the longest pause duration in the pruned dataset).

For the classification task, we opt for HBC to address the class imbalance problem in our data (Tsagkias et al., 2009) (see Figure 1, which shows a large proportion of tokens with zero pause detected). This coarse-to-fine approach helps with learning the presence/absence of pauses (coarse label) over the skewed dataset while also allowing the auxiliary S/M/L prediction (fine label) to be suf-

ficiently fine-grained to prove useful in improving the feature representation.

To train the embeddings, we consider a vocabulary of the 100k most frequent tokens in FrTrain-Data. To train the pause prediction layers, we predict the labels over a subset of tokens per utterance. We randomly sample 15% of the tokens per utterance up to a maximum of 3 tokens, including at least one token with a non-empty label (words not contributing to the user intent are given a null label by the shallow parser). We backpropagate the sum of losses from the text-prediction and the pause-prediction tasks to the Joint Utterance Encoder.

We evaluate system performance on shallow parsing with three error rate measures at entity, token, and utterance levels:

Entity Error Rate (EER) measures the proportion of incorrectly labeled entities out of all entities.

Token Error Rate (TER) measures the proportion of incorrectly labeled entities out of all tokens (both entities and non-entities).

Utterance Error Rate (UER) measures the proportion of utterances with at least one mislabeled entity.

We report all metrics as means over 10 runs for each model configuration.

6 Results

We compare the performance of our pause-sensitive model with that of our baseline text-based BERT architecture in Table 2. Our best performing model consistently outperforms the baseline with an improvement in error rates on entity, token, and utterance levels across all three domains under study. We note that NLR consistently provides a greater improvement over HBC. This is in line with our expectations since user requests to a voice assistant are typically short utterances with small inter-token pauses (Table 1) across domains. Unlike the regression objective of the NLR model which is trained on exact pause durations scaled between 0 and 1, to train over the classification objective of HBC, we discretize these pause durations into four classes losing the granularity of small variations in these recorded pauses.

Looking at performance across domains, we observe that improvement in EER and TER for the Movies domain is consistently higher than that for Music and Sports. We look at FrPauseData to find that entity names in the Movies domain typically contain longer sequences of tokens than entities for

the Music and Sports domains, where bynames and abbreviations are often used. On average, entity spans in the Movies domain are relatively longer than entity spans in Music by 49.64%, and in Sports by 39.71% in our dataset. For example, the majority entity span type in the Movies domain is 'movie title' which on average consists of 2.54 tokens and makes 34% of the domain. This token length is more than double that of the majority label type 'team name' in the Sports domain which makes 60% of the domain and contains 1.25 tokens on average. We note a similar pattern on observing the top-3 most frequent entity types per domain. For example, the mean token length for the top-3 most frequent labels in the Movies domain is 2.43 tokens compared with only 1.59 tokens in the Music domain. This relates with our earlier experiment with FrPauseData—we noted a longer mean pause duration of 120.23ms for Movies, compared with 39.06ms for Music, and 29.38ms for Sports. We hypothesize that longer sequences of entity names cause speakers to make longer pauses around these entity spans.

Finally, since the NLR model improves performance across all domains under study, we emphasize that it can be used in settings where a pre-trained set of embeddings are shared across multiple applications, which is particularly relevant in open-topic voice assistant NLU systems where the domain of a user request is ascertained at run time.

7 Conclusion

In this paper, we analyzed the statistically significant correlation of pause lengths with syntactic properties in real-world usage data for three entity-rich application domains. To exploit this property, we presented a novel pause-sensitive contextual embedding model. The model outperforms text-based representations in a language processing task across multiple domains. Our approach does not impose additional task-specific annotation requirements and can be extended to more text-based target tasks. To the best of our knowledge, this is the first study on grounding textual representations in pause signals for improved understanding in voice assistants.

Acknowledgements

The authors would like to thank Barry Theobald, Murat Akbacak, Lin Li, Sachin Agarwal, Anusha Kamath, John Bridle, Aaksha Meghawati, Melvyn

Hunt, and Ahmed Hussen Abdelaziz for their help and feedback.

References

- Po-Han Chi, Pei-Hung Chung, Tsung-Han Wu, Chun-Cheng Hsieh, Shang-Wen Li, and Hung-yi Lee. 2020. Audio albert: A lite bert for self-supervised learning of audio representation. *arXiv preprint*.
- Yung-Sung Chuang, Chi-Liang Liu, and Hung-Yi Lee. 2019. Speechbert: Cross-modal pre-trained language model for end-to-end spoken question answering. *arXiv preprint*.
- Yu-An Chung, Chenguang Zhu, and Michael Zeng. 2020. Semi-supervised speech-language joint pre-training for spoken language understanding. *arXiv preprint*.
- Jacob Devlin, Ming-Wei Chang, Kenton Lee, and Kristina Toutanova. 2019. BERT: Pre-training of deep bidirectional transformers for language understanding. In *NACL*, pages 4171–4186. ACL.
- Parisa Haghani, Arun Narayanan, Michiel Bacchiani, Galen Chuang, Neeraj Gaur, Pedro Moreno, Rohit Prabhavalkar, Zhongdi Qu, and Austin Waters. 2018. From audio to semantics: Approaches to end-to-end spoken language understanding. In *2018 IEEE Spoken Language Technology Workshop (SLT)*, pages 720–726. IEEE.
- W. Jeon, L. Liu, and H. Mason. 2019. Voice trigger detection from lvsr hypothesis lattices using bidirectional lattice recurrent neural networks. In *ICASSP*, pages 6356–6360. IEEE.
- Faisal Ladhak, Ankur Gandhe, Markus Dreyer, Lambert Mathias, Ariya Rastrow, and Björn Hoffmeister. 2016. Latticernn: Recurrent neural networks over lattices. In *Interspeech*, pages 695–699. ISCA.
- Zhenzhong Lan, Mingda Chen, Sebastian Goodman, Kevin Gimpel, Piyush Sharma, and Radu Soricut. 2020. Albert: A lite bert for self-supervised learning of language representations. In *ICLR*.
- Shaoshi Ling, Julian Salazar, Yuzong Liu, Katrin Kirchhoff, and AWS Amazon. 2020. Bertphone: Phonetically-aware encoder representations for utterance-level speaker and language recognition. In *The Speaker and Language Recognition Workshop*, pages 9–16. ISCA.
- A. T. Liu, S. Yang, P. Chi, P. Hsu, and H. Lee. 2020. Mockingjay: Unsupervised speech representation learning with deep bidirectional transformer encoders. In *ICASSP*, pages 6419–6423. IEEE.
- D. Muralidharan, J. Kao, X. Yang, L. Li, L. Viswanathan, M. Ibrahim, Kevin Luikens, Stephen Pulman, A. Garg, Atish Kothari, and J. Williams. 2019. Leveraging user engagement signals for entity labeling in a virtual assistant. *arXiv*.
- Deepak Muralidharan, Joel Ruben Antony Moniz, Sida Gao, Xiao Yang, Justine Kao, Stephen Pulman, Atish Kothari, Ray Shen, Yinying Pan, Vivek Kaul, et al. 2021. Noise robust named entity understanding for voice assistants. In *Proceedings of the 2021 Conference of the North American Chapter of the Association for Computational Linguistics: Human Language Technologies: Industry Papers*, pages 196–204.
- Lynne C Nygaard, Debora S Herold, and Laura L Namy. 2009. The semantics of prosody: Acoustic and perceptual evidence of prosodic correlates to word meaning. *Cognitive science*, 33(1):127–146.
- Wasifur Rahman, Md Kamrul Hasan, Sangwu Lee, AmirAli Bagher Zadeh, Chengfeng Mao, Louis-Philippe Morency, and Ehsan Hoque. 2020. Integrating multimodal information in large pretrained transformers. In *ACL*, pages 2359–2369. ACL.
- Lance Ramshaw and Mitch Marcus. 1995. [Text chunking using transformation-based learning](#). In *Third Workshop on Very Large Corpora, SIGDAT*. ACL.
- Frank Seifart, Jan Strunk, Swintha Danielsen, Iren Hartmann, Brigitte Pakendorf, Søren Wichmann, Alena Witzlack-Makarevich, Nivja H. de Jong, and Balthasar Bickel. 2018. Nouns slow down speech across structurally and culturally diverse languages. *Proceedings of the National Academy of Sciences*, 115(22):5720–5725.
- Shane Settle, Kartik Audhkhasi, Karen Livescu, and Michael Picheny. 2019. Acoustically grounded word embeddings for improved acoustics-to-word speech recognition. In *ICASSP*, pages 5641–5645.
- Erik F. Tjong Kim Sang and Fien De Meulder. 2003. Introduction to the conll-2003 shared task: Language-independent named entity recognition. In *HLT-NAACL, CONLL*, pages 142–147. ACL.
- Manos Tsagkias, Wouter Weerkamp, and Maarten de Rijke. 2009. Predicting the volume of comments on online news stories. In *CIKM*, pages 1765–1768. ACM.
- Ashwin Vijayakumar, Ramakrishna Vedantam, and Devi Parikh. 2017. Sound-Word2Vec: Learning word representations grounded in sounds. In *EMNLP*, pages 920–925. ACL.