

# Few-Shot Sound Source Distance Estimation Using Relation Networks

A. Sobhdel, R. Razavi-Far, S. Shahrivari

**Keywords:** Sound Source Distance Estimation, Few-Shot Learning, Relation Network

## Abstract

In this paper, we study the performance of few-shot learning, specifically meta learning empowered few-shot relation networks, over classic supervised learning in the problem of sound source distance estimation(SSDE). In previous research on deep supervised SSDE, obtaining low accuracies due to the mismatch between the training data(sound from known environments) and the test data(sound from unknown environments) has almost always been the case. By performing comparative experiments on a sufficient amount of data, we show that the few-shot relation network outperform a classic CNN which is a supervised deep learning approach, and hence it is possible to calibrate a microphone-equipped system, with a few labeled examples of audio recorded in a particular unknown environment to adjust and generalize our classifier to the possible input data and gain higher accuracies.

## 1 Introduction

### 1.1 Sound source distance estimation (SSDE)

To solve a classification problem, utilizing hand-engineered features has always been an option. SSDE problem is also not an exception to this, and researchers have been trying to exploit hand-engineered features in audio data to obtain better estimation results. A couple of examples for hand-engineered features and some methods that have applied them in SSDE are room impulse response (RIR) [1] and its application in the method proposed in [2], direct-to-reverberant-ratio (DRR) [3], and its application in the binaural distance estimation method proposed in [4] and phase interference between observed and pseudo-observed signal waves in single-channel audio signals used in [5]. Along with these methods, there has also been research on classical machine learning methods, which require hand-engineered data as well. Using magnitude squared coherence as input to gaussian mixture models (GMMs) for binaural audio [6] and binaural signal magnitude difference standard deviation (BSMD-STD) along with statistical properties of binaural sounds as input to support vector machines (SVMs) and GMMs [7] can be examples for this research. In recent years, research on SSDE and, more generally, sound source localization (SSL) have leaned towards using deep learning as it has shown promising results in data problems that require ex-

tracting and processing complex features. The fed data to deep neural networks can either be hand-engineered and refined features [1, 3, 5, 6, 7] or data in the forms of raw wave signal or frequency domain features like spectrograms [8, 9, 10, 11, 12] directly. Deep-learning-based methods have become the main approaches for SSL, but they have two major drawbacks comparing to other approaches: (1) they require large amounts of training data, and (2) they are very sensitive to the mismatch between the training and test conditions. In 2019 Yiwere et al. [12] trained three CRNNs using log-scaled mel spectrograms from three rooms with different dimensions. Test results showed that the models could classify the distance pretty accurately for the audio recorded in the same room that the model was trained for but for the other two rooms, the more different it was in dimensions, the less accurate the model's predictions were. These results also indicate that deep-learning-based methods for SSL and SSDE are very sensitive to the mismatch between the training and test conditions. In some cases, to address this problem, it is possible to calibrate the receiver device using a couple of example samples to give it an insight into what the input audio can be like in an unknown environment. This kind of classification is so-called few-shot learning.

### 1.2 Few-Shot Learning and SSDE

In the recent years, research on Few-shot learning has shown its power and efficiency in tackling similar problems. For example, Model-agnostic meta-learning (MAML) [13], Matching Networks [14], Siamese Networks [15], Prototypical networks [16], and Relation networks [17] have shown promising results in few-shot image recognition. According to comparative experiments of [20], Relation Networks currently hold a State-Of-Art performance in few-shot learning. Thus we will use this specific architecture to address few-shot SSDE problem.

## 2 Data

### 2.1 Dataset

In late 2016, C. Gaultier et al. [18] introduced a new paradigm for sound source localization referred to as virtual acoustic space traveling (VAST) and presented a first dataset designed for this purpose. VAST contains a massive dataset of simulated room impulse responses (RIR) from 16 different virtual echoic rooms and one anechoic room, all different in their walls and floor material to some extent. The data is labeled with properties like source and receiver positions in the room, source and

receiver absolute distance, and surfaces material of the rooms. However, in this research, we separate RIRs based only on the source and receivers' absolute distances (1, 1.5, 2, 3, and 4 meters) and room numbers, and for more data complexity, we only use echoic room RIRs.

## 2.2 Preprocess

According to [19], Generally, all time-frequency representations like Mel-Spectrogram's can produce better accuracies and are more prosperous than baseline MFCC features, but for the reason of MFCCs being more compressed and less time-consuming when training, in this research, we have used MFCCs to compare the methods. In the process of extracting these features (which was done using librosa [20]), we used a window size of 1024 samples, a hop length of 256 and, 33 cepstral coefficients. It is also important to mention that the audio data in VAST contained a large amount of silence, and also, the RIR lengths were different among the mentioned 16 rooms. Therefore, before extracting MFCCs, we removed the silent parts and concatenated each sample with itself, and then trimmed the output if necessary to create one second long samples. We also changed the amplitude of each sample randomly to vanish the effect of the loudness of RIRs on the predictions.

## 3 Methods

One of the most common and powerful methods for deep supervised classification is to use convolutional neural networks. Hence, we will use a simple CNN as the baseline model for our comparisons with the few-shot relation network models trained in 5-way 5-shot and 5-way 1-shot manners.

### 3.1 CNN

Our baseline convolutional neural network consists of 3 convolution blocks and 3 fully connected layers. Each convolutional block consists of 32- filter  $3 \times 3$  convolution, a ReLU nonlinearity layer, and a batch normalization layer. Following each convolutional block, there is a  $2 \times 2$  max-pooling layer. Figure 1 demonstrates the architecture of the described CNN.

### 3.2 Few-Shot Relation Network

We will use a relation network identical to the relation network implemented and described in [17] to perform our SSDE experiments. To train and test a relation network, just like for other few-shot classifier models, formally we will have a train set, a support set, and a test set. The train set will have a different label space from the the support set and test set. A target few-shot problem, if it's support set has K labeled examples for each of C unique classes, is a C-way K-shot problem. Inspired by [16, 14], the data is fed into the network in the form of episodes, each representing a few-shot setting by having a C-way K-shot support set and a number of query images containing the same C classes as the support set, both randomly selected from the training set. Generally, A relation network

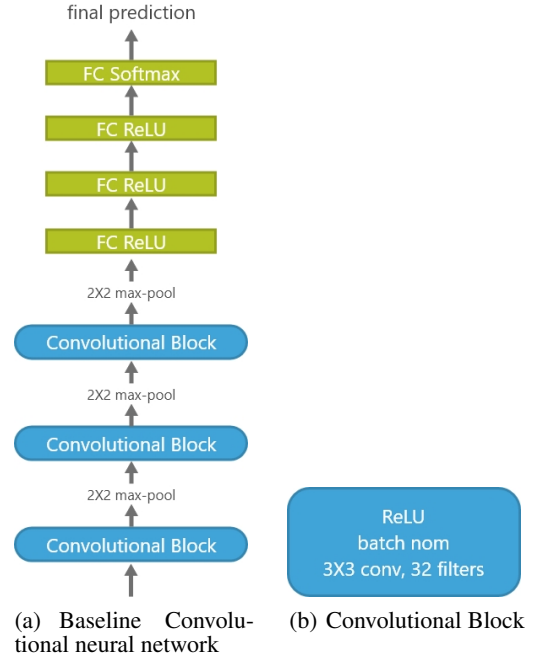


Figure 1: Architecture of the baseline CNN (a) for SSDE which contains elements including convolutional block (a).

aims to learn a transferrable deep metric for comparing the relation between images (which will be in the form of MFCCs in our case) to then use the gained knowledge to output relation scores between query images and support set images and finally, based on the relation score, decide which class from the support set is more identical to the query image. As explained in [17], a relation network consists of an embedding module  $f_\varphi$  and a relation module  $g_\phi$  as shown in Figure 2. In a One-shot manner, a query sample, along with C support samples each for one class, are fed into the embedding module, which produces feature maps of these samples. The query feature map is then concatenated with each of the C support sample feature maps, and the results are fed through the relation module. The relation module eventually produces a relation score between 0 and 1 for each feature map combination, indicating the similarity between support samples and the query sample. In a K-shot manner, where K is bigger than 1, the embedding module outputs of all support samples from each class are element-wise summed over to form this class's feature map. This pooled class-level feature map is combined with the query sample feature map as it was done in One-shot manner.

The loss function used to train the model is mean square error (MSE), which regresses the relation scores to the ground truth: matched pairs have similarity 1, and the mismatched pairs have similarity 0.

**Architecture :** The embedding module of the relation network consists of four convolutional blocks each containing a 64- filter  $3 \times 3$  convolution, a batch normalization and a ReLU nonlinearity layer respectively. For the first two blocks, there is also a  $2 \times 2$  max-pooling layer which follows the three mentioned layers. The relation module contains two convolutional

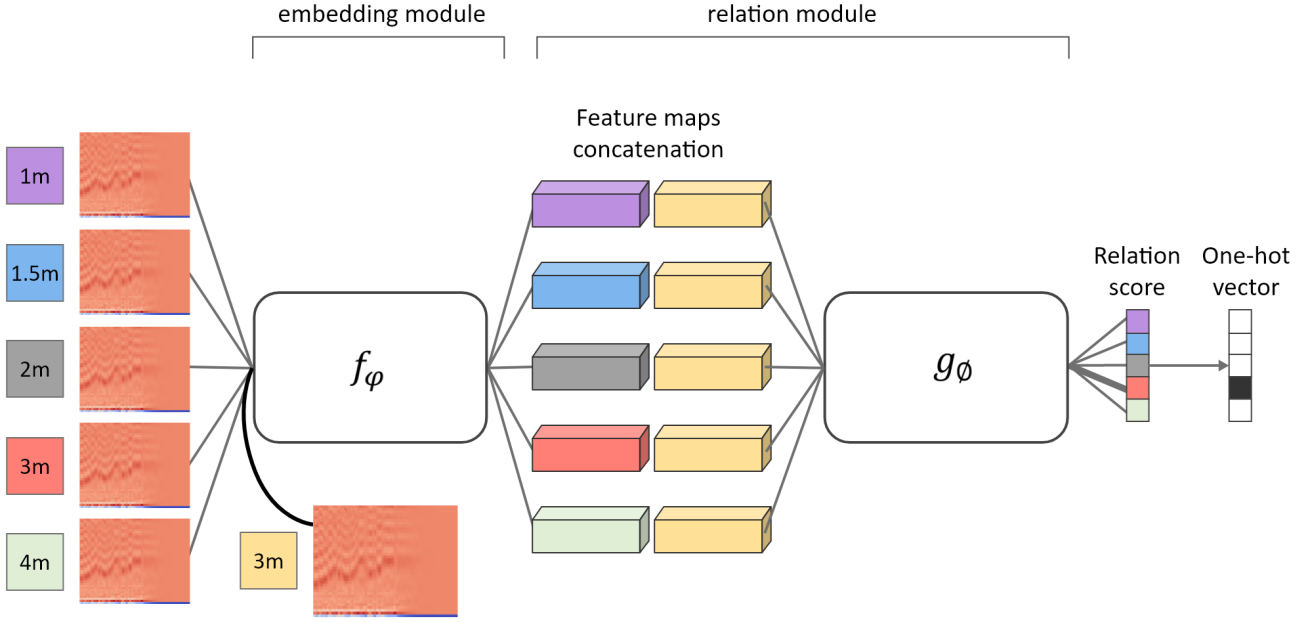


Figure 2: Relation Network architecture for a 5-way 1-shot MFCC classification problem

blocks identical to the first two convolutional blocks of the embedding module (with a  $2 \times 2$  max-pooling layer) and two fully connected layers: ReLU and Sigmoid. Figure 3 illustrates this architecture.

## 4 Experiments

To have a detailed and sufficient comparison of the classic CNN and few-shot relation networks performance in the SSDE problem, we performed experiments on different subdivisions of the VAST dataset. The straightforward subdivisions of the VAST are room number separated samples. Moreover, it is possible to have more subdivisions by combining each room’s samples with one or more other room samples. We initially trained and tested 16 CNN models with the training data of each of the 16 rooms respectively, and encountered high accuracies in case of the test set being from the same room that the model was trained for, as the same happened in the tests performed in [12]. We also tested each of these 16 models on the data of the other 15 rooms that the model had not seen before. Results showed that the models’ performance, in this case, was highly dependent on the similarity of the test data and the data it was trained for. Table 2 shows the results of these experiments in the form of a matrix of accuracies where the number in  $\text{matrix}[i][j]$  is the accuracy of the model  $i$  tested on dataset  $j$ , which contains samples from room number  $j$ . highlighted cells are where  $i$  and  $j$  are equal, and it is obvious that the accuracy in these cells is almost the highest in their own row.

Looking closer to the results in Table 2, it is evident that the data of some of the rooms are mutually similar to some others—for example, the data of room number 2 and 6. As the comparison of the performances will be more general and sufficient using more data, we will perform the main experiments

on the VAST, segmented in 8 different manners, as illustrated in table 3.

For each of the segmentations mentioned in Table 3, Both CNN and Relation Network models are trained from scratch, with random initialization and no additional training set.

**Training the Relation Networks:** Following the standard setting adopted by most existing few-shot learning work, and also the original experiments for evaluating Relation Networks in [20], we used 5-way 1-shot and 5-shot manners for the classification. For Each experiment, we trained the Relation Network with 10000 episodes and then recorded its classification accuracy by averaging the results of 500 test episodes randomly generated episodes from the test set. In each training episode, along with the  $K$  sample images, there are 15, and 10 query images for each of the  $C$  sampled classes, in 5-way 1-shot and 5-way 5-shot settings, respectively. For example, there are  $15 \times 5 + 1 \times 5 = 80$  images in one training episode/minibatch for 5-way 1-shot experiments.

The results of the experiments, shown in table 4, indicate that few-shot relation networks outperform the classic supervised CNN, and it is possible to rectify the effect of mismatch between training and testing on the classification accuracy by a significant amount.

## 5 Conclusion

To study the sound source distance estimation problem from a few-shot learning point of view, we chose to utilize relation networks due to them outperforming, being simpler than, and being faster than prior few-shot learning models [17]. We compared its performance to a classic supervised CNN’s performance. Results indicated that it is possible to avoid the classic problem of bad performance in unknown environments by

	d1	d2	d3	d4	d5	d6	d7	d8	d9	d10	d11	d12	d13	d14	d15	d16
m1	99.04	31.73	31.96	68.94	98.07	31.77	31.99	68.93	36.38	40.39	40.23	36.80	37.63	40.76	40.74	37.26
m2	20.49	99.88	71.18	12.38	19.49	98.89	73.20	11.87	18.29	44.67	44.24	15.01	22.28	44.15	43.21	19.65
m3	24.85	71.91	99.76	21.67	23.52	69.84	96.87	20.76	25.54	49.78	44.73	28.36	17.47	49.56	44.10	21.78
m4	61.54	32.19	31.63	98.98	62.86	32.53	31.77	96.77	41.19	40.41	40.23	48.83	42.34	40.80	40.74	45.01
m5	95.71	23.65	31.43	75.78	97.63	23.51	32.14	73.12	36.97	32.71	41.07	31.71	35.86	34.16	40.80	32.39
m6	25.00	99.51	80.14	15.52	23.90	99.88	80.66	15.31	17.22	48.68	42.15	33.15	16.79	49.02	41.73	31.54
m7	23.49	71.10	96.73	29.37	23.31	67.15	99.79	28.50	48.77	49.45	41.12	36.27	41.25	49.71	41.59	30.16
m8	60.94	32.87	31.46	95.19	63.90	32.74	31.85	98.28	41.31	41.99	40.95	47.80	41.52	42.56	41.57	39.93
m9	32.97	35.98	35.49	31.95	33.27	34.43	35.65	31.91	97.80	43.71	38.94	48.67	90.94	44.45	39.20	50.40
m10	34.78	34.62	27.37	28.92	35.27	34.91	29.18	28.58	22.20	98.68	59.96	41.59	16.29	96.29	64.30	40.69
m11	21.40	18.40	22.98	19.49	21.49	19.56	24.12	19.22	19.32	58.23	99.45	20.52	22.51	58.93	98.05	20.03
m12	37.30	31.73	31.66	44.47	36.95	31.77	31.80	44.21	75.89	41.26	40.27	97.80	76.93	41.28	40.78	91.69
m13	30.97	33.06	24.48	26.83	30.26	33.51	23.64	26.44	88.22	41.24	39.04	55.40	98.33	41.66	40.45	58.81
m14	28.74	32.84	32.03	23.09	28.62	32.51	32.12	22.99	26.65	96.28	75.41	13.86	27.88	98.39	77.75	13.20
m15	27.89	16.08	37.64	28.14	26.74	15.37	40.17	26.87	12.87	71.22	97.32	15.68	8.77	70.87	99.52	8.40
m16	28.17	31.72	31.66	29.13	27.97	31.78	31.79	32.38	72.07	40.64	40.27	89.70	79.59	40.97	40.80	98.08

Table 1: the matrix representing the results of initial experiments where matrix[i][j] shows the accuracy of the model i tested on dataset j.

	Room Numbers															
S1	1	2	3	4	5	6	7	8	9	10	11	12	13	14	15	16
S2	1	2	3	4	5	6	7	8	9	10	11	12	13	14	15	16
S3	1	2	3	4	5	6	7	8	9	10	11	12	13	14	15	16
S4	1	2	3	4	5	6	7	8	9	10	11	12	13	14	15	16
S5	1	2	3	4	5	6	7	8	9	10	11	12	13	14	15	16
S6	1	2	3	4	5	6	7	8	9	10	11	12	13	14	15	16
S7	1	2	3	4	5	6	7	8	9	10	11	12	13	14	15	16
S8	1	2	3	4	5	6	7	8	9	10	11	12	13	14	15	16

Table 2: In each of the 8 segmentation rows, green-colored cells(rooms), which are mutually similar to each other, are taken as the test set, and the gray-colored cells are taken as the train set.

	CNN	Few-Shot Relation Network
S1	73.32	94.21
S2	68.82	91.00
S3	69.20	91.37
S4	71.90	95.11
S5	65.00	90.02
S6	64.16	89.00
S7	61.05	89.45
S8	67.57	93.50

Table 3: Comparision of the accuracies of the cnn and the few-shot relation network for each of the segmentations illustrated in table 3.

a significant amount, providing a few samples of the possible input audio in that particular environment and applying a few-shot relation network approach. In other words, the few-shot relation networks outperform the classic supervised CNN in the problem of Sound source distance estimation and possibly other similar problems.

## References

- [1] P. N. Samarasinghe, T. D. Abhayapala, M. Polettfi, and T. Betlehem, "On room impulse response between arbitrary points: An efficient parameterization," in *2014 6th International Symposium on Communications, Control and Signal Processing (ISCCSP)*, pp. 153–156, IEEE.
- [2] Q. Bronkhorst, "MODELING AUDITORY DISTANCE PERCEPTION IN ROOMS."
- [3] H. Chen, T. D. Abhayapala, P. N. Samarasinghe, and W. Zhang, "Direct-to-reverberant energy ratio estimation using a first-order microphone," vol. 25, no. 2, pp. 226–237.
- [4] Yan-Chen Lu and M. Cooke, "Binaural estimation of sound source distance via the direct-to-reverberant energy ratio for static and moving sources," vol. 18, no. 7, pp. 1793–1805.
- [5] S. Honda, T. Shinohara, T. Uebo, and N. Nakasako, "Estimating the distance to a sound source using single-channel cross-spectral method between observed and pseudo-observed waves based on phase interference,"
- [6] S. Vesa, "Binaural sound source distance learning in rooms," vol. 17, no. 8, pp. 1498–1507.
- [7] E. Georganti, T. May, S. van de Par, and J. Mourjopoulos, "Sound source distance estimation in rooms based on statistical properties of binaural signals," vol. 21, no. 8, pp. 1727–1741.
- [8] N. Yalta, K. Nakadai, and T. Ogata, "Sound source localization using deep learning models," vol. 29, no. 1, pp. 37–48. Publisher: Fuji Technology Press Ltd.
- [9] S. Adavanne, A. Politis, and T. Virtanen, "Direction of arrival estimation for multiple sound sources using convolutional recurrent neural network,"

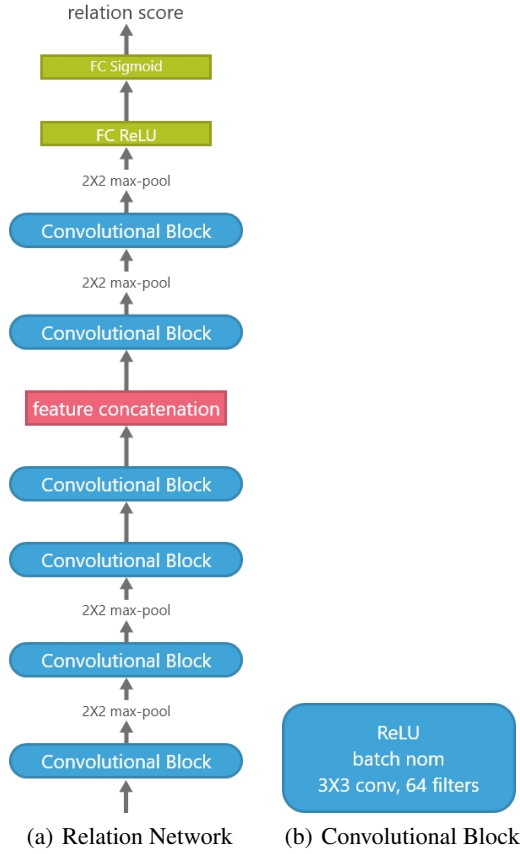


Figure 3: Architecture of the Relation Network (a) for SSDE which contains elements including convolutional block (a).

- [10] S. Adavanne, A. Politis, J. Nikunen, and T. Virtanen, "Sound event localization and detection of overlapping sources using convolutional recurrent neural networks,"
- [11] S. Chakrabarty and E. A. P. Habets, "Multi-speaker localization using convolutional neural network trained with noise,"
- [12] M. Yiwere and E. J. Rhee, "Sound source distance estimation using deep learning: An image classification approach," vol. 20, no. 1, p. 172.
- [13] C. Finn, P. Abbeel, and S. Levine, "Model-agnostic meta-learning for fast adaptation of deep networks," in *Proceedings of the 34th International Conference on Machine Learning* (D. Precup and Y. W. Teh, eds.), vol. 70 of *Proceedings of Machine Learning Research*, pp. 1126–1135, PMLR, 06–11 Aug 2017.
- [14] O. Vinyals, C. Blundell, T. Lillicrap, K. Kavukcuoglu, and D. Wierstra, "Matching networks for one shot learning,"
- [15] G. Koch, R. Zemel, and R. Salakhutdinov, "Siamese neural networks for one-shot image recognition," p. 8.
- [16] J. Snell, K. Swersky, and R. Zemel, "Prototypical networks for few-shot learning,"

- [17] F. Sung, Y. Yang, L. Zhang, T. Xiang, P. H. S. Torr, and T. M. Hospedales, "Learning to compare: Relation network for few-shot learning,"
- [18] C. Gaultier, S. Kataria, and A. Deleforge, "VAST : The virtual acoustic space traveler dataset,"
- [19] M. Huzaifah, "Comparison of time-frequency representations for environmental sound classification using convolutional neural networks,"
- [20] B. McFee, V. Lostanlen, A. Metsai, M. McVicar, S. Balke, C. Thom  , C. Raffel, F. Zalkow, A. Malek, Dana, K. Lee, O. Nieto, J. Mason, D. Ellis, E. Battenberg, S. Seyfarth, R. Yamamoto, K. Choi, Viktorandreevichmorozov, J. Moore, R. Bittner, S. Hidaka, Z. Wei, Nullmightybofo, D. Here   , F.-R. St  ter, P. Friesch, A. Weiss, M. Vollrath, and T. Kim, "librosa/librosa: 0.8.0."