

**Differential measurements of jet substructure and partonic energy loss in
Au+Au collisions at $\sqrt{s_{\text{NN}}} = 200$ GeV**

M. S. Abdallah⁵, B. E. Aboona⁵⁵, J. Adam⁶, L. Adamczyk², J. R. Adams³⁹, J. K. Adkins³⁰, G. Agakishiev²⁸, I. Aggarwal⁴¹, M. M. Aggarwal⁴¹, Z. Ahammed⁶⁰, I. Alekseev^{3,35}, D. M. Anderson⁵⁵, A. Aparin²⁸, E. C. Aschenauer⁶, M. U. Ashraf¹¹, F. G. Atetalla²⁹, A. Attri⁴¹, G. S. Averichev²⁸, V. Bairathi⁵³, W. Baker¹⁰, J. G. Ball Cap²⁰, K. Barish¹⁰, A. Behera⁵², R. Bellwied²⁰, P. Bhagat²⁷, A. Bhasin²⁷, J. Bielcik¹⁴, J. Bielcikova³⁸, I. G. Bordyuzhin³, J. D. Brandenburg⁶, A. V. Brandin³⁵, I. Bunzarov²⁸, X. Z. Cai⁵⁰, H. Caines⁶³, M. Calderón de la Barca Sánchez⁸, D. Cebra⁸, I. Chakaberia^{31,6}, P. Chaloupka¹⁴, B. K. Chan⁹, F-H. Chang³⁷, Z. Chang⁶, N. Chankova-Bunzarova²⁸, A. Chatterjee¹¹, S. Chattopadhyay⁶⁰, D. Chen¹⁰, J. Chen⁴⁹, J. H. Chen¹⁸, X. Chen⁴⁸, Z. Chen⁴⁹, J. Cheng⁵⁷, M. Chevalier¹⁰, S. Choudhury¹⁸, W. Christie⁶, X. Chu⁶, H. J. Crawford⁷, M. Csanád¹⁶, M. Daugherty¹, T. G. Dedovich²⁸, I. M. Deppner¹⁹, A. A. Derevschikov⁴³, A. Dhamija⁴¹, L. Di Carlo⁶², L. Didenko⁶, P. Dixit²², X. Dong³¹, J. L. Drachenberg¹, E. Duckworth²⁹, J. C. Dunlop⁶, N. Elsey⁶², J. Engelage⁷, G. Eppley⁴⁵, S. Esumi⁵⁸, O. Evdokimov¹², A. Ewigleben³², O. Eyster⁶, R. Fatemi³⁰, F. M. Fawzi⁵, S. Fazio⁶, P. Federic³⁸, J. Fedorisin²⁸, C. J. Feng³⁷, Y. Feng⁴⁴, P. Filip²⁸, E. Finch⁵¹, Y. Fisyak⁶, A. Francisco⁶³, C. Fu¹¹, L. Fulek², C. A. Gagliardi⁵⁵, T. Galatyuk¹⁵, F. Geurts⁴⁵, N. Ghimire⁵⁴, A. Gibson⁵⁹, K. Gopal²³, X. Gou⁴⁹, D. Grosnick⁵⁹, A. Gupta²⁷, W. Guryn⁶, A. I. Hamad²⁹, A. Hamed⁵, Y. Han⁴⁵, S. Harabasz¹⁵, M. D. Harasty⁸, J. W. Harris⁶³, H. Harrison³⁰, S. He¹¹, W. He¹⁸, X. H. He²⁶, Y. He⁴⁹, S. Heppelmann⁸, S. Heppelmann⁴², N. Herrmann¹⁹, E. Hoffman²⁰, L. Holub¹⁴, Y. Hu¹⁸, H. Huang³⁷, H. Z. Huang⁹, S. L. Huang⁵², T. Huang³⁷, X. Huang⁵⁷, Y. Huang⁵⁷, T. J. Humanic³⁹, G. Igo^{9,*}, D. Isenhower¹, W. W. Jacobs²⁵, C. Jena²³, A. Jentsch⁶, Y. Ji³¹, J. Jia^{6,52}, K. Jiang⁴⁸, X. Ju⁴⁸, E. G. Judd⁷, S. Kabana⁵³, M. L. Kabir¹⁰, S. Kagamaster³², D. Kalinkin^{25,6}, K. Kang⁵⁷, D. Kapukchyan¹⁰, K. Kauder⁶, H. W. Ke⁶, D. Keane²⁹, A. Kechechyan²⁸, M. Kelsey⁶², Y. V. Khyzhniak³⁵, D. P. Kikoła⁶¹, C. Kim¹⁰, B. Kimelman⁸, D. Kincses¹⁶, I. Kisel¹⁷, A. Kiselev⁶, A. G. Knospe³², H. S. Ko³¹, L. Kochenda³⁵, L. K. Kosarzewski¹⁴, L. Kramarik¹⁴, P. Kravtsov³⁵, L. Kumar⁴¹, S. Kumar²⁶, R. Kunnawalkam Elayavalli⁶³, J. H. Kwasizur²⁵, R. Lacey⁵², S. Lan¹¹, J. M. Landgraf⁶, J. Lauret⁶, A. Lebedev⁶, R. Lednický^{28,38}, J. H. Lee⁶, Y. H. Leung³¹, C. Li⁴⁹, C. Li⁴⁸, W. Li⁴⁵, X. Li⁴⁸, Y. Li⁵⁷, X. Liang¹⁰, Y. Liang²⁹, R. Licenik³⁸, T. Lin⁴⁹, Y. Lin¹¹, M. A. Lisa³⁹, F. Liu¹¹, H. Liu²⁵, H. Liu¹¹, P. Liu⁵², T. Liu⁶³, X. Liu³⁹, Y. Liu⁵⁵, Z. Liu⁴⁸, T. Ljubicic⁶, W. J. Llope⁶², R. S. Longacre⁶, E. Loyd¹⁰, N. S. Lukow⁵⁴, X. F. Luo¹¹, L. Ma¹⁸, R. Ma⁶, Y. G. Ma¹⁸, N. Magdy¹², D. Mallick³⁶, S. Margetis²⁹, C. Markert⁵⁶, H. S. Matis³¹, J. A. Mazer⁴⁶, N. G. Minaev⁴³, S. Mioduszewski⁵⁵, B. Mohanty³⁶, M. M. Mondal⁵², I. Mooney⁶², D. A. Morozov⁴³, A. Mukherjee¹⁶, M. Nagy¹⁶, J. D. Nam⁵⁴, Md. Nasim²², K. Nayak¹¹, D. Neff⁹, J. M. Nelson⁷, D. B. Nemes⁶³, M. Nie⁴⁹, G. Nigmatkulov³⁵, T. Niida⁵⁸, R. Nishitani⁵⁸, L. V. Nogach⁴³, T. Nonaka⁵⁸, A. S. Nunes⁶, G. Odyniec³¹, A. Ogawa⁶, S. Oh³¹, V. A. Okorokov³⁵, B. S. Page⁶, R. Pak⁶, J. Pan⁵⁵, A. Pandav³⁶, A. K. Pandey⁵⁸, Y. Panebratsev²⁸, P. Parfenov³⁵, B. Pawlik⁴⁰, D. Pawlowska⁶¹, C. Perkins⁷, L. Pinsky²⁰, R. L. Pintér¹⁶, J. Pluta⁶¹, B. R. Pokhrel⁵⁴, G. Pomatkin³⁸, J. Porter³¹, M. Posik⁵⁴, V. Prozorova¹⁴, N. K. Pruthi⁴¹, M. Przybycien², J. Putschke⁶², H. Qiu²⁶, A. Quintero⁵⁴, C. Racz¹⁰, S. K. Radhakrishnan²⁹, N. Raha⁶², R. L. Ray⁵⁶, R. Reed³², H. G. Ritter³¹, M. Robotkova³⁸, O. V. Rogachevskiy²⁸, J. L. Romero⁸, D. Roy⁴⁶, L. Ruan⁶, J. Rusnak³⁸, N. R. Sahoo⁴⁹, H. Sako⁵⁸, S. Salur⁴⁶, J. Sandweiss^{63,*}, S. Sato⁵⁸, W. B. Schmidke⁶, N. Schmitz³³, B. R. Schweid⁵², F. Seck¹⁵, J. Seger¹³, M. Sergeeva⁹, R. Seto¹⁰, P. Seyboth³³, N. Shah²⁴, E. Shahaliev²⁸, P. V. Shanmuganathan⁶, M. Shao⁴⁸, T. Shao¹⁸, A. I. Sheikh²⁹, D. Shen⁵⁰, S. S. Shi¹¹, Y. Shi⁴⁹, Q. Y. Shou¹⁸, E. P. Sichtermann³¹, R. Sikora², M. Simko³⁸, J. Singh⁴¹, S. Singha²⁶, M. J. Skoby⁴⁴, N. Smirnov⁶³, Y. Söhnngen¹⁹, W. Solyst²⁵, P. Sorensen⁶, H. M. Spinka^{4,*}, B. Srivastava⁴⁴, T. D. S. Stanislaus⁵⁹, M. Stefaniak⁶¹, D. J. Stewart⁶³, M. Strikhanov³⁵, B. Stringfellow⁴⁴, A. A. P. Suaide⁴⁷, M. Sumera³⁸, B. Summa⁴², X. M. Sun¹¹, X. Sun¹², Y. Sun⁴⁸, Y. Sun²¹, B. Surrow⁵⁴, D. N. Svirida³, Z. W. Sweger⁸, P. Szymanski⁶¹, A. H. Tang⁶, Z. Tang⁴⁸, A. Taranenko³⁵, T. Tarnowsky³⁴, J. H. Thomas³¹, A. R. Timmins²⁰, D. Tlusty¹³, T. Todoroki⁵⁸, M. Tokarev²⁸, C. A. Tomkiel³², S. Trentalange⁹, R. E. Tribble⁵⁵, P. Tribedy⁶, S. K. Tripathy¹⁶, T. Truhlar¹⁴, B. A. Trzeciak¹⁴, O. D. Tsai⁹, Z. Tu⁶, T. Ullrich⁶, D. G. Underwood^{4,59}, I. Upsal⁴⁵, G. Van Buren⁶, J. Vanek³⁸, A. N. Vasiliev⁴³, I. Vassiliev¹⁷, V. Verkest⁶², F. Videbæk⁶, S. Vokal²⁸, S. A. Voloshin⁶², F. Wang⁴⁴, G. Wang⁹, J. S. Wang²¹, P. Wang⁴⁸, Y. Wang¹¹, Y. Wang⁵⁷, Z. Wang⁴⁹, J. C. Webb⁶, P. C. Weidenkaff¹⁹, L. Wen⁹, G. D. Westfall³⁴, H. Wieman³¹, S. W. Wissink²⁵, J. Wu¹¹, J. Wu²⁶, Y. Wu¹⁰, B. Xi⁵⁰, Z. G. Xiao⁵⁷, G. Xie³¹, W. Xie⁴⁴, H. Xu²¹, N. Xu³¹, Q. H. Xu⁴⁹, Y. Xu⁴⁹, Z. Xu⁶, Z. Xu⁹, C. Yang⁴⁹, Q. Yang⁴⁹, S. Yang⁴⁵, Y. Yang³⁷, Z. Ye⁴⁵, Z. Ye¹², L. Yi⁴⁹, K. Yip⁶, Y. Yu⁴⁹, H. Zbroszczyk⁶¹, W. Zha⁴⁸, C. Zhang⁵², D. Zhang¹¹, J. Zhang⁴⁹, S. Zhang¹², S. Zhang¹⁸, X. P. Zhang⁵⁷, Y. Zhang²⁶, Y. Zhang⁴⁸, Y. Zhang¹¹, Z. J. Zhang³⁷, Z. Zhang⁶, Z. Zhang¹², J. Zhao⁴⁴, C. Zhou¹⁸, X. Zhu⁵⁷, M. Zurek⁴, M. Zyzak¹⁷

(STAR Collaboration)

- ¹Abilene Christian University, Abilene, Texas 79699
- ²AGH University of Science and Technology, FPACS, Cracow 30-059, Poland
- ³Alikhanov Institute for Theoretical and Experimental Physics NRC "Kurchatov Institute", Moscow 117218, Russia
- ⁴Argonne National Laboratory, Argonne, Illinois 60439
- ⁵American University of Cairo, New Cairo 11835, New Cairo, Egypt
- ⁶Brookhaven National Laboratory, Upton, New York 11973
- ⁷University of California, Berkeley, California 94720
- ⁸University of California, Davis, California 95616
- ⁹University of California, Los Angeles, California 90095
- ¹⁰University of California, Riverside, California 92521
- ¹¹Central China Normal University, Wuhan, Hubei 430079
- ¹²University of Illinois at Chicago, Chicago, Illinois 60607
- ¹³Creighton University, Omaha, Nebraska 68178
- ¹⁴Czech Technical University in Prague, FNSPE, Prague 115 19, Czech Republic
- ¹⁵Technische Universität Darmstadt, Darmstadt 64289, Germany
- ¹⁶ELTE Eötvös Loránd University, Budapest, Hungary H-1117
- ¹⁷Frankfurt Institute for Advanced Studies FIAS, Frankfurt 60438, Germany
- ¹⁸Fudan University, Shanghai, 200433
- ¹⁹University of Heidelberg, Heidelberg 69120, Germany
- ²⁰University of Houston, Houston, Texas 77204
- ²¹Huzhou University, Huzhou, Zhejiang 313000
- ²²Indian Institute of Science Education and Research (IISER), Berhampur 760010, India
- ²³Indian Institute of Science Education and Research (IISER) Tirupati, Tirupati 517507, India
- ²⁴Indian Institute Technology, Patna, Bihar 801106, India
- ²⁵Indiana University, Bloomington, Indiana 47408
- ²⁶Institute of Modern Physics, Chinese Academy of Sciences, Lanzhou, Gansu 730000
- ²⁷University of Jammu, Jammu 180001, India
- ²⁸Joint Institute for Nuclear Research, Dubna 141 980, Russia
- ²⁹Kent State University, Kent, Ohio 44242
- ³⁰University of Kentucky, Lexington, Kentucky 40506-0055
- ³¹Lawrence Berkeley National Laboratory, Berkeley, California 94720
- ³²Lehigh University, Bethlehem, Pennsylvania 18015
- ³³Max-Planck-Institut für Physik, Munich 80805, Germany
- ³⁴Michigan State University, East Lansing, Michigan 48824
- ³⁵National Research Nuclear University MEPhI, Moscow 115409, Russia
- ³⁶National Institute of Science Education and Research, HBNI, Jatni 752050, India
- ³⁷National Cheng Kung University, Tainan 70101
- ³⁸Nuclear Physics Institute of the CAS, Rez 250 68, Czech Republic
- ³⁹Ohio State University, Columbus, Ohio 43210
- ⁴⁰Institute of Nuclear Physics PAN, Cracow 31-342, Poland
- ⁴¹Panjab University, Chandigarh 160014, India
- ⁴²Pennsylvania State University, University Park, Pennsylvania 16802
- ⁴³NRC "Kurchatov Institute", Institute of High Energy Physics, Protvino 142281, Russia
- ⁴⁴Purdue University, West Lafayette, Indiana 47907
- ⁴⁵Rice University, Houston, Texas 77251
- ⁴⁶Rutgers University, Piscataway, New Jersey 08854
- ⁴⁷Universidade de São Paulo, São Paulo, Brazil 05314-970
- ⁴⁸University of Science and Technology of China, Hefei, Anhui 230026
- ⁴⁹Shandong University, Qingdao, Shandong 266237
- ⁵⁰Shanghai Institute of Applied Physics, Chinese Academy of Sciences, Shanghai 201800
- ⁵¹Southern Connecticut State University, New Haven, Connecticut 06515
- ⁵²State University of New York, Stony Brook, New York 11794
- ⁵³Instituto de Alta Investigación, Universidad de Tarapacá, Arica 1000000, Chile
- ⁵⁴Temple University, Philadelphia, Pennsylvania 19122
- ⁵⁵Texas A&M University, College Station, Texas 77843
- ⁵⁶University of Texas, Austin, Texas 78712
- ⁵⁷Tsinghua University, Beijing 100084
- ⁵⁸University of Tsukuba, Tsukuba, Ibaraki 305-8571, Japan
- ⁵⁹Valparaiso University, Valparaiso, Indiana 46383
- ⁶⁰Variable Energy Cyclotron Centre, Kolkata 700064, India
- ⁶¹Warsaw University of Technology, Warsaw 00-661, Poland
- ⁶²Wayne State University, Detroit, Michigan 48201
- ⁶³Yale University, New Haven, Connecticut 06520 and
- *Deceased

(Dated: May 4, 2022)

The STAR collaboration presents jet substructure measurements related to both the momentum fraction and the opening angle within jets in $p + p$ and Au+Au collisions at $\sqrt{s_{NN}} = 200$ GeV. The substructure observables include SoftDrop groomed momentum fraction (z_g), groomed jet radius (R_g), and subjet momentum fraction ($z_{S,J}$) and opening angle ($\theta_{S,J}$). The latter observable is introduced for the first time. Fully corrected subjet measurements are presented for $p + p$ collisions and are compared to leading order Monte Carlo models. The subjet $\theta_{S,J}$ distributions reflect the jets leading opening angle and are utilized as a proxy for the resolution scale of the medium in Au+Au collisions. We compare data from Au+Au collisions to those from $p + p$ which are embedded in minimum-bias Au+Au events in order to include the effects of detector smearing and the heavy-ion collision underlying event. The subjet observables are shown to be more robust to the background than z_g and R_g .

We observe no significant modifications of the subjet observables within the two highest-energy, back-to-back jets, resulting in a distribution of opening angles and the splittings that are vacuum-like. We also report measurements of the differential di-jet momentum imbalance (A_J) for jets of varying $\theta_{S,J}$. We find no qualitative differences in energy loss signatures for varying angular scales in the range $0.1 < \theta_{S,J} < 0.3$, leading to the possible interpretation that energy loss in this population of high momentum di-jet pairs, is due to soft medium-induced gluon radiation from a single color-charge as it traverses the medium.

I. INTRODUCTION

Since the start of heavy-ion collisions at RHIC, all the experiments have aimed at elucidating the properties of the hot and dense emergent state of matter called the quark-gluon plasma (QGP) [1–4]. Measurements in heavy-ion collisions aim at studying various aspects of the QGP connected to its initial state, bulk evolution, and interactions with hard-scattered partons (quarks and gluons). Jets [5], which are clusters of final-state particles resulting from the Quantum Chromodynamics (QCD) evolution, *i.e.*, fragmentation of hard-scattered partons, are a well established probe of the QGP. The progenitor partons are produced almost immediately with large enough Q^2 , the 4-momentum transfer squared of the hard process, such that its formation time is less than that of the QGP. For each hard-scattered parton, the resulting parton shower traverses the QGP, probing its entire lifetime, and are measured as collections of collimated final state particles (jets) in the detectors. Therefore any modifications to the jet energy and structure in Au+Au relative to those in $p + p$ or p +Au collisions [6, 7] are interpreted as effects arising due to the transport properties of the QGP¹ and are often referred to as jet quenching [10–13]. First generation measurements at RHIC, which studied the phenomenon of jet quenching utilized high momentum hadrons as proxies for jets and found a marked suppression of high transverse momentum (p_T) hadron yield [14, 15]. In addition, in high multiplicity or central Au+Au collisions the measured yields of associated hadrons in the back-to-back azimuthal region, with respect to a high- p_T trigger particle, were suppressed when compared to those in $p + p$ or d +Au collisions [6, 7]. Comparison of the high p_T hadron yield in Au+Au collisions to the yield in binary-scaled $p + p$ collisions, provided evidence of suppression and energy loss of color-charged partons in the QGP due to increased medium-induced radiation and scattering within the medium along the parton shower.

The next generation measurements utilized reconstructed jets (*i.e.*, groups of particles clustered via algorithms) that provided a better proxy for the initial hard-scattered parton’s kinematics [5, 16–21], and which facilitated direct comparisons to calculations and models that implemented partonic energy loss in the medium [22–25]. Jet nuclear modification factors and coincidence measurements at RHIC [26–32] and the LHC [33–47] also showed suppression of the jet yield, implying jet energy loss. Since jets are collective objects, the third generation of measurements studied modifications to the jet structure via the jet fragmentation functions [9, 26, 39, 48–53], jet shapes [54–58], jet mass [59–61], and also to their substructure via modified splittings [62–64]. From di-hadron, jet-hadron and jet structure measurements, we observed that quenched jets have significantly enhanced (suppressed) yields of low (high) momentum constituents. The enhanced soft-constituents were found farther away from the jet axis, *i.e.*, the periphery of the jets. This has been recently understood as an important signature of the medium response [65–69].

The modifications to the jet structure indicate the essential need for studying jet quenching with a more differential approach. Since jet evolution in vacuum is characterized by a momentum fraction and opening angle as given by the DGLAP equations [70–72], one might expect jet quenching mechanisms to depend on the jet shower topology [73–75].

¹ While cold nuclear matter effects on jet production have been recently quantified in theoretical frameworks [8], their effects on jet fragmentation are still considered to be negligible [9].

Inclusive jet quenching measurements essentially integrate over all jet shower topologies. On the other hand, differential measurements of energy loss for jets, when tagged based on their shower topology via a substructure observable, can potentially isolate the varying mechanisms of jet quenching, which in turn leads to further stringent constraints on QGP transport parameters. In addition to energy loss being related to path length through the medium [12, 13, 76–79], jet-medium interactions could also depend on the coherence length of the medium [80, 81]. Recent theoretical studies have shown that, depending on medium coherence length [82–84], jets with similar kinematics but with a two-prong vs. one-prong structure (where a prong is a jet-like object within a jet) lose significantly different amounts of energy [73, 81, 85–90]. This dependence is a direct consequence of the transverse separation distance between the two prongs, at the time of formation, being greater or less than the resolution/coherence length of the medium [73, 81]. Since the latter cannot be directly measured, the subjet angular separation is chosen as its proxy.² This resolving power is a direct application of the jet opening angle being greater or smaller than the coherence length.

We calculate the di-jet asymmetry for trigger and recoil jets (see Fig. 1), defined as

$$A_J \equiv \frac{p_{T,\text{jet}}^{\text{trigger}} - p_{T,\text{jet}}^{\text{recoil}}}{p_{T,\text{jet}}^{\text{trigger}} + p_{T,\text{jet}}^{\text{recoil}}}, \quad (1)$$

as a quantitative measure of jet quenching effects for jets of varying angular scales. For di-jet selections in Au+Au collisions at RHIC, the highest p_T jet is biased to originate preferentially from production vertices in the periphery of the overlap region of the colliding ions [91], often referred to as a surface bias. Since the quenched energy of these recoil jets is found to be contained in soft particles (with $0.2 < p_T < 2$ GeV/ c) that are distributed around the jet axis [26], the dependence of quenching on the angular scales can be studied by comparing the same measurement for narrow- vs. wide-angle jets. If the jet opening angle, as defined by a substructure observable, is smaller than the medium coherence length, the two prongs (hereafter referred to as subjets) are unresolved by the medium and will be quenched as an effective single color-charge [81]. On the other hand, if the jet opening angle is larger than the coherence length, the two prong remain resolved within the medium and as a result, two color charges undergo independent interactions with the medium, resulting in larger energy loss of their parent parton. These differential types of measurements constitute a first attempt at tagging jet populations impacted by varying energy loss mechanisms such as medium induced radiation, as in the coherent/de-coherent picture, or medium induced splittings that result in modifications to the jet substructure.

The paper is organized as follows. Sect. II introduces the STAR detector and the datasets used in this analysis along with the jet reconstruction parameters. The measurements of SoftDrop observables are presented in Sect. III including a study of the sensitivity of these observables to the underlying event in heavy-ion collisions. In Sect. IV measurements of fully corrected two-subjet observables in $p + p$ collisions are introduced and compared to leading order Monte Carlo (MC) simulations. Their observability in the heavy-ion collision environment is also discussed. The measurements of the subjet observables in Au+Au collisions are presented in Sect. V along with differential measurements of the di-jet asymmetry for recoil jets with varying opening angle. A summary and discussion of the implications of these findings and an outlook to the future regarding such differential measurements are given in Sect. VI.

II. ANALYSIS DETAILS

A. STAR Detector

STAR is a large, multipurpose detector at RHIC [92]. It consists of a solenoidal magnet and multiple detectors used for triggering, tracking, particle identification and calorimetry. This analysis uses charged tracks from the Time Projection Chamber (TPC) [93] and neutral energy recorded by the Barrel Electromagnetic Calorimeter (BEMC) [94]. Charged tracks assigned to the primary vertex are required to have a global distance of closest approach (DCA) to the primary vertex of less than 1 cm, greater or equal to 20 fit points in the TPC, and at least 52% of the maximum number of fit points possible to eliminate split tracks. The BEMC consists of 4800 individual towers, with a tower size of 0.05×0.05 in $\eta \times \phi$. Any event with a $p_T > 30$ GeV/ c charged-particle track is discarded due to poor momentum

² Subjet separation distance at formation is approximately $c \tau_f \theta$, where τ_f is the formation time and θ is the measured two-prong opening angle.

resolution, and to be consistent, events with BEMC tower $E_T > 30$ GeV are also rejected. To avoid the double-counting of charged-particle track energy and the energy deposition in the corresponding matched BEMC tower, the full track energy (assuming pion mass) is subtracted from the tower energy. This procedure is referred to as a 100% hadronic correction. This approach has been used in past STAR publications [28, 95, 96] with the desirable effect of providing good jet energy resolution. Any towers with $E_T < 0$ GeV after hadronic correction are ignored in the analysis.

B. Dataset and jet reconstruction

We analyze Au+Au collisions and the corresponding $p + p$ reference data at $\sqrt{s_{NN}} = 200$ GeV recorded by STAR in 2007 and 2006, respectively, with a high tower (HT) trigger requiring at least one online calorimeter tower with $E_T > 5.4$ GeV. The triggered data corresponds to an integrated luminosity of 11.3 pb^{-1} and 0.6 nb^{-1} for $p + p$ and Au+Au collisions, respectively. We also utilize $p + p$ data at the same center of mass energy taken in 2012³ for the fully corrected measurements. Events from all datasets are required to have the primary vertex within 30 cm of the center of the TPC detector along the beam direction. Centrality in Au+Au events estimates the overlap of the two colliding nuclei and is determined by the raw charged-particle multiplicity in $|\eta| < 0.5$ within the TPC [28]. We report results for the most central (0-20%) Au+Au collisions.

In HT triggered Au+Au collisions we utilize two separate jet collections, both clustered on tracks and towers (denoted as Ch+Ne in the figures) with the anti- k_T algorithm [19, 97] with the resolution parameter $R = 0.4$, called HardCore and Matched di-jets. HardCore jets are clustered with constituents (tracks and towers) with $2 < p_T(E_T) < 30$ GeV/ c (GeV), and Matched jets utilize constituents with $0.2 < p_T(E_T) < 30$ GeV/ c (GeV) and are geometrically matched to the HardCore jets [28] as shown in Fig. 1. Due to the high p_T constituent threshold, the HardCore jets are effectively free of combinatorial background. The background is subtracted from the Matched jets via the constituent subtraction method [98], with parameters $\alpha = 2$ and the maximum allowed distance between a particle and a ghost is set to 1.0 in order to suppress the underlying event contribution to the jet. Di-jet pairs are selected with the trigger HardCore jet ($\Delta R_{\text{jet,HT}} = \sqrt{(\phi_{\text{jet}} - \phi_{\text{HT}})^2 + (\eta_{\text{jet}} - \eta_{\text{HT}})^2} < 0.4$) and recoil HardCore jet ($\Delta\phi_{\text{jet,HT}} > 2\pi/3$), both having minimum jet p_T requirements ($p_{T,\text{jet}}^{\text{trigger}} > 16$ GeV/ c , $p_{T,\text{jet}}^{\text{recoil}} > 8$ GeV/ c). We also require that the trigger HardCore jet has larger transverse momenta than the recoil HardCore jet which results in the di-jet asymmetry as defined in Eq. 1 to be positive for HardCore di-jets. We do not impose any momentum thresholds on the Matched di-jets and as a result the Matched A_J can be positive or negative.

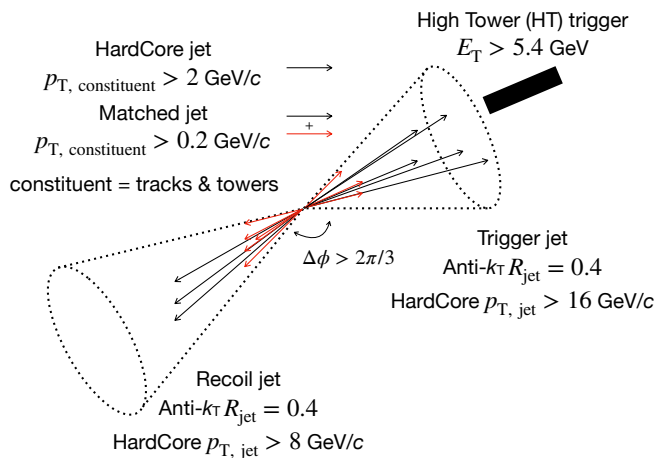


FIG. 1: Description of the di-jet event selection noting the trigger and recoil jets along with the HardCore and Matched jets which include the hard and soft constituents in the black and red colored arrows, respectively. The high tower trigger is shown in the thick black shaded region in the trigger jet region. The thrust axes for HardCore and Matched jets can be slightly different since they are associated via ΔR matching criterion.

To make meaningful comparisons to the Au+Au data, the $p + p$ reference events are embedded into the 0-20% most-central Au+Au data from the minimum-bias dataset⁴ to capture the effect of the large fluctuations in background energy density in high multiplicity Au+Au collisions. The embedded reference is denoted as $p + p \oplus \text{Au+Au}$ henceforth.

³ This dataset and its corresponding simulations and detector corrections are identical in procedure to a previous STAR publication [96]

⁴ The STAR minimum-bias trigger requires an event to have signals in both forward scintillator Vertex Position Detectors (VPD), along with a requirement of at least one neutron in each Zero Degree Calorimeter (ZDC). This biases towards a requirement of hadronic interaction of both the Au-ions.

The relative difference in detector performance is taken into account since the TPC experiences a degradation in efficiency as the event multiplicity increases. Thus, charged-particle tracks in a $p + p$ event are artificially removed according to the tracking efficiency ratio between Au+Au and $p + p$ collisions, which is approximately 90% for most track momenta and rapidity. This procedure consequently enables a direct comparison of the $p + p$ data to Au+Au data at the detector-level, including the effects of the fluctuating underlying event. A description of the detector effects necessary to compare a model calculation with the measured data at the detector-level is provided in the Appendix.

Systematic uncertainties in the embedded $p + p \oplus$ Au+Au reference are indicated by the shaded region and are estimated by the difference in detector performance for both the TPC and the BEMC between the two datasets as was done in the previous publication [28]. The ratio of the TPC tracking efficiencies for Au+Au and $p + p$ collisions is approximately $90 \pm 7\%$. The effect of this systematic uncertainty is assessed by repeating the $p + p$ embedding procedure with the respective minimum ($83 \pm$) and maximum ($97 \pm$) relative efficiency. The uncertainty due to the tower gain is assessed by repeating the measurement and varying the energy of all towers by $\pm 2\%$. The resulting uncertainty from the tower energy scale is negligible compared to that of the tracking efficiency. The final reported uncertainties are the quadrature sum of the relative tracking efficiency uncertainty and the relative tower energy scale uncertainty. There are no systematic uncertainties on the Au+Au data presented in this measurement since it is at the detector-level and thus uncertainties are only presented for our embedded reference.

III. SOFTDROP JET SUBSTRUCTURE

The SoftDrop [99, 100] grooming algorithm removes soft, wide-angle radiation from a sequentially clustered jet. This is achieved by recursively de-clustering the jet's branching history and discarding prongs until the transverse momenta $p_{T,1}, p_{T,2}$ of the current pair of prongs fulfill the SoftDrop conditions,

$$z_g = \frac{\min(p_{T,1}, p_{T,2})}{p_{T,1} + p_{T,2}} > z_{\text{cut}} \left(\frac{R_g}{R_{\text{jet}}} \right)^\beta, \quad (2)$$

$$R_g = \Delta R_{1,2} = \sqrt{\Delta \eta_{1,2}^2 + \Delta \phi_{1,2}^2},$$

where R_g is the opening angle between the two prongs and R_{jet} is the jet resolution parameter. The current analysis sets $\beta = 0$, and we adopt the default choice $z_{\text{cut}} = 0.1$ [101]. In $p + p$ collisions, the SoftDrop grooming procedure results in reducing the non-perturbative contributions to the jet which aids in translating the splitting in a jet tree to a partonic splitting via the DGLAP splitting functions. The two SoftDrop observables, z_g and R_g , were shown to be sensitive to the momentum and angular scales in $p + p$ collisions in a recent STAR publication [96], wherein the data were compared to both MC event generators and theoretical calculations. Measuring the z_g in heavy-ion collisions opens up the possibility of studying modifications to the splitting kernel, a characteristic aspect in some energy loss models [80, 81], but it could also indicate changes due to quenching of the subjets after a vacuum-like fragmentation. A diagrammatic representation of the SoftDrop algorithm on a recoil jet is shown in Fig. 2, which highlights the de-clustered tree and the leading and subleading prongs which are utilized in the measurements of z_g and R_g . It is important to note that the first selected split could indeed be different for HardCore and Matched jets due to the inclusion of the softer components of the jet.

Figure 3 shows the SoftDrop z_g (top) and R_g (bottom) for trigger (left) and recoil (right) jets with $p_T > 16$ GeV/ c and $p_T > 8$ GeV/ c , respectively. The Au+Au data are represented by solid symbols compared to the $p + p \oplus$ Au+Au results in open markers. HardCore (Matched) jets are shown in the red squares (black circles). For both z_g and R_g we find no significant difference in the shape of the distributions between Au+Au and $p + p \oplus$ Au+Au as a consequence of jet quenching. The apparent peak in the HardCore z_g distribution (as seen in the red markers in the top right panel) is due to a kinematic constraint arising from a jet constituent threshold of 2 GeV/ c . We observe significant differences in the R_g distribution between HardCore and Matched jets (both trigger and recoil) where the latter peaks at values closer to 0.33. Given that HardCore jets are less affected by the combinatorial background, the Matched jet R_g shows its sensitivity to the underlying event. The 0.33 peak of the Matched jet R_g is indicative of a geometric selection of particles at the edge of an $R = 0.4$ jet that pass the grooming requirement and are contained within the jet.

We further quantify the effect of the underlying event on SoftDrop observables by embedding $p + p$ events into minimum-bias Au+Au events. Jets are found in both $p + p$ and $p + p \oplus$ Au+Au embedding data and these jets are then matched geometrically. The SoftDrop observables in the two datasets are compared via a 2D correlation. The left panels in Fig. 4 show this correlation where the x -axis represents the observable from the $p + p$ jet and the y -axis the corresponding value for the embedded, constituent subtracted $p + p \oplus$ Au+Au jet. In the right panels, individual

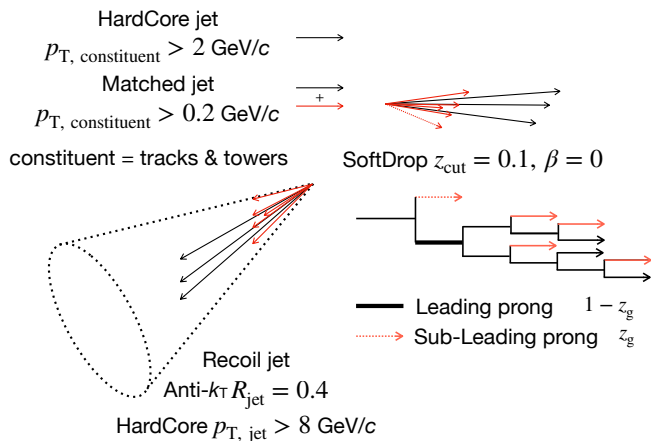


FIG. 2: Visualization of the SoftDrop de-clustering step applied on a recoil jet resulting in the selection of the leading and sub-leading prongs.

projections of the z_g (top right) and R_g (bottom right) are shown with the $p + p$ data in filled black circles and the $p + p \oplus \text{Au+Au}$ data in filled red boxes.

While the 1-dimensional z_g distributions in the two datasets are similar, we do not observe a significant diagonal correlation between substructure observables. The effect of the underlying event is prominent in the R_g , where the correlation shows a particular failure mode of the SoftDrop algorithm (with default parameters $z_{\text{cut}} = 0.1$ and $\beta = 0$) in which particles from the underlying event, that are not correlated with the jet by definition, make it through the grooming procedure and end up being selected as the first, hardest split. One can indeed modify the grooming procedure to reduce the non-diagonal component in the correlation by varying the grooming criterion [102]. Since we aim to tag jets based on their inherent angular scales via an opening angle, the subsequent bias on the surviving jet population due to a momentum fraction threshold essentially gets varied and convoluted for jets of varying jet kinematics. Thus, we present a new class of observables that characterizes jet substructure via reclustered subjets.

IV. MOMENTUM AND ANGULAR SCALES VIA SUBJETS

The idea of utilizing subjets to probe jet substructure has been explored recently in theoretical studies where subjets are considered as advantageous probes to quantify jet-medium interactions [86]. We introduce and measure subjet observables for the first time where anti- k_T $R = 0.4$ jet constituents are reclustered with the anti- k_T clustering algorithm with smaller R_{SJ} and the two highest p_T subjets are considered as shown in Fig. 5. The momentum fractions and opening angle are defined as follows,

$$z_{\text{SJ}} = \frac{\min(p_{T,\text{SJ1}}, p_{T,\text{SJ2}})}{p_{T,\text{SJ1}} + p_{T,\text{SJ2}}}, \quad (3)$$

$$\theta_{\text{SJ}} = \Delta R(\text{SJ1}, \text{SJ2}),$$

where SJ1 and SJ2 are the leading and sub-leading subjets, respectively. The fully corrected subjet distributions, z_{SJ} (top) and θ_{SJ} (bottom) in $p + p$ collisions are measured for inclusive anti- k_T , $R = 0.4$ jets. Figure. 6 shows z_{SJ} and θ_{SJ} with a subjet radius of $R_{\text{SJ}} = 0.1$ for various jet p_T selections increasing from left to right. The data in the red star markers (along with the total systematic uncertainty in the shaded red regions) were corrected via an iterative Bayesian unfolding technique as implemented in the RooUnfold framework [103]. The correction procedures and systematic uncertainties are identical to the procedure outlined in a recent STAR publication [96].

There are four major sources of uncertainties, described in order of importance as the source and its corresponding variation in parentheses: tracking efficiency in $p + p$ collisions ($\pm 4\%$), BEMC tower energy scale ($\pm 3.8\%$), hadronic correction (50% – 100%), and the unfolding correction. The systematic uncertainties due to the unfolding procedure include changing the iteration parameter (2 – 6) and varying the shape of the prior distribution. The default prior in the unfolding procedure is PYTHIA 6 [104] with the STAR tune [95, 96], where PYTHIA 8 [105] using the Monash tune and HERWIG 7 [106, 107] using the EE4C tune serve as systematic variations. The data are compared to leading order MC predictions such as PYTHIA 6 (blue), PYTHIA 8 (black) and HERWIG 7 (pink). The z_{SJ} distributions show small but significant differences for $p_{T,\text{jet}} > 25 \text{ GeV}/c$ with the MC predictions, whereas the θ_{SJ} exhibit very good agreement between data and predictions. We also find a characteristic change in the shape of the z_{SJ} distribution

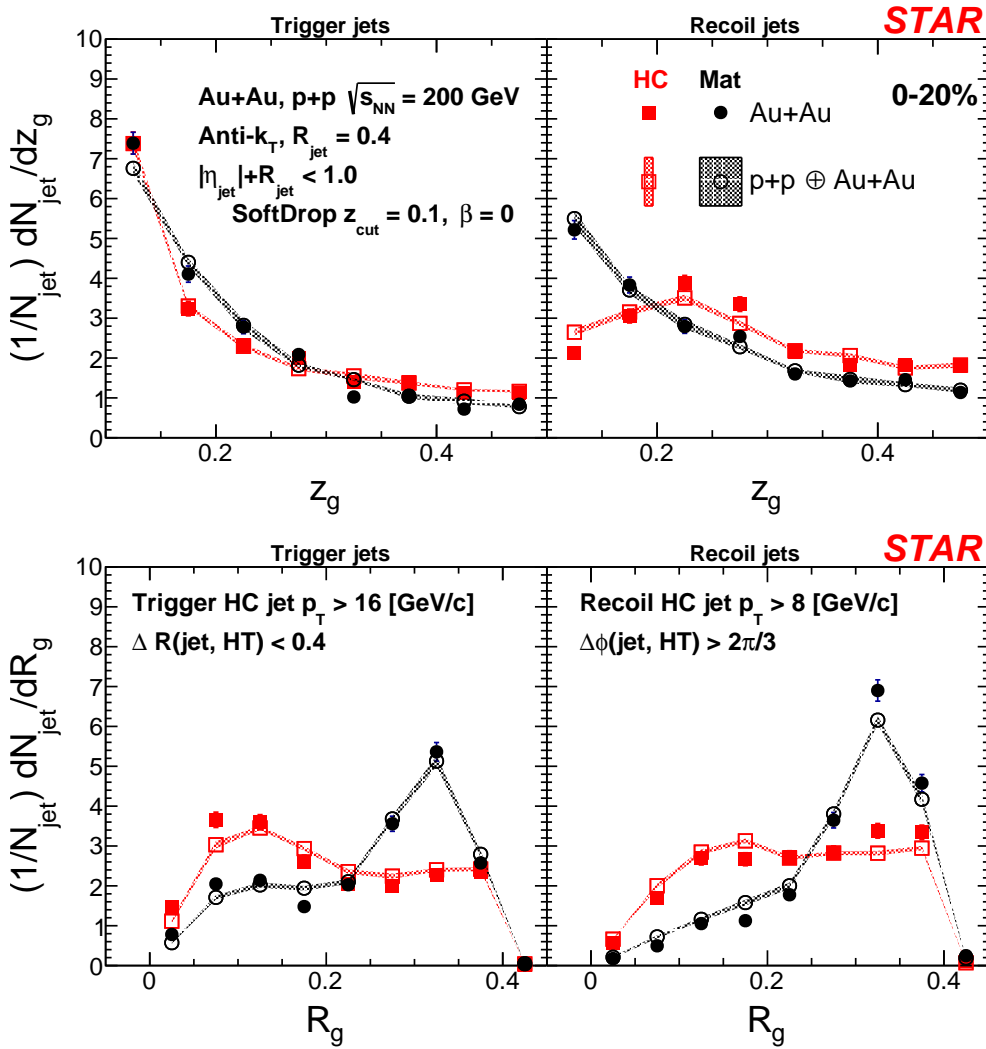


FIG. 3: Distributions of softDrop z_g (top) and R_g (bottom) for trigger (left) and recoil (right) jets for Au+Au data (filled symbols) and the $p + p \oplus Au+Au$ reference (open symbols). The shaded regions represent systematic uncertainty in the embedded reference. The red and black points represent HardCore and Matched jets, respectively.

as the jet p_T increases. The mean value of the θ_{SJ} shifts to smaller values and one of the subjets effectively captures the jet core. We also note that the θ_{SJ} distribution is quantitatively similar for the different MC, which have different parton showers and hadronization models and accurately reproduce the distribution in data, which points to the stability of the θ_{SJ} observable.

Before measuring these substructure observables in Au+Au collisions, we studied the impact of the underlying event by embedding PYTHIA 8 $p+p$ events into Au+Au minimum-bias events. For a given subjet radius ($R_{\text{SJ}} = 0.1$) we estimated an effective subjet p_T threshold in order to reduce sensitivity to the fluctuating background. A subjet p_T threshold of $p_T > 2.97$ GeV/c was calculated by taking the mean (μ) plus 3σ limit estimated from random cone studies⁵. It is important to note that the subjet selection criteria is based on absolute p_T as opposed to SoftDrop, which employs a momentum fraction (z_{cut}) threshold. Given that these jets undergo interactions with the medium at a characteristic energy scale, a momentum fraction cut could impose a hitherto unknown, varying survivor bias in the selected jet population based on the jet kinematics. By selecting jets based on a subjet $p_{T,\text{SJ}} > 2.97$ GeV/c cut, the selection scale is constant with respect to jet momenta and the bias in the surviving jet population can be

⁵ This procedure involves dropping circles of radius $R = 0.1$ inside the PYTHIA 8 jets embedded in minimum-bias Au+Au events with a random center $\eta - \phi$ within the jet cone.

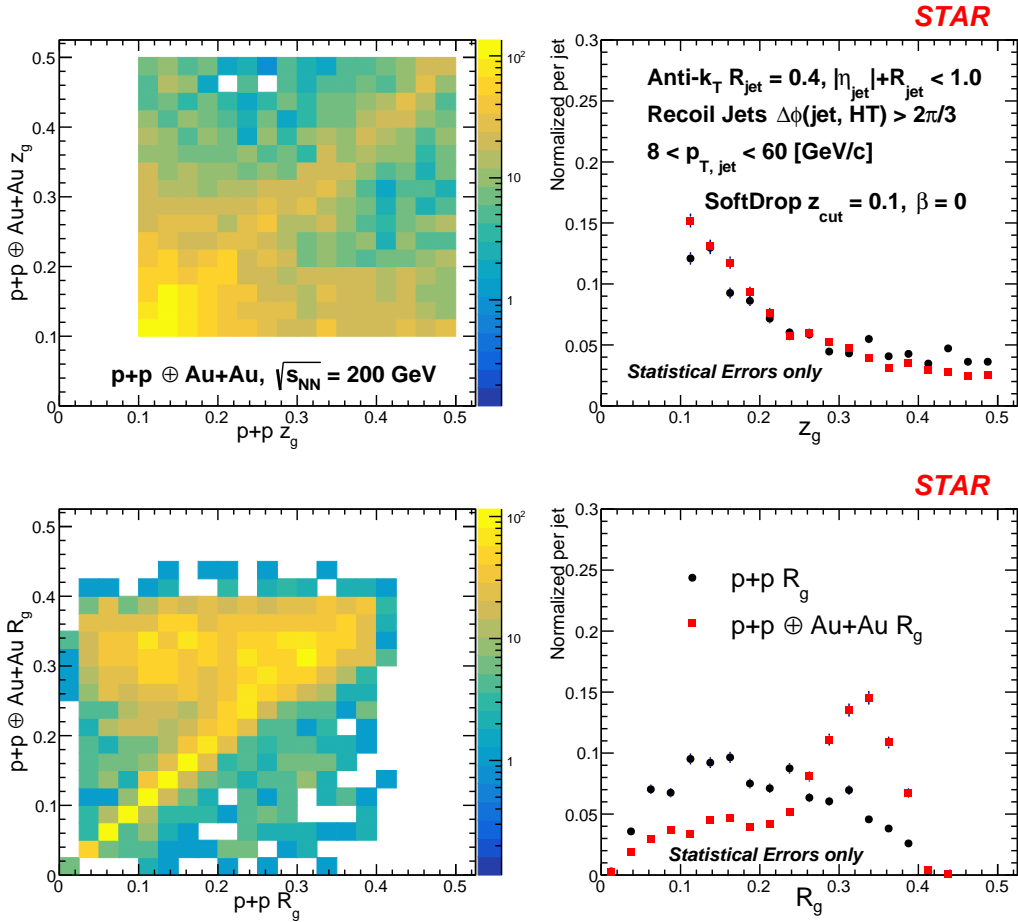


FIG. 4: Left panels: Correlation studies due to the heavy-ion underlying event for SoftDrop z_g (top) and R_g (bottom). Right panels: The projections along x- and y-axis shown with only statistical errors.

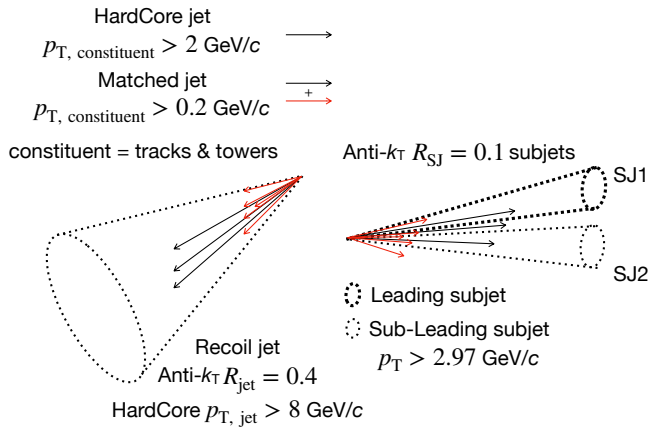


FIG. 5: Visualization of the subjet definition and the selection of the leading and subleading subjets which are utilized in the selection of narrow/wide jets. The thrust axes for HardCore and Matched jets can be slightly different since they are associated via ΔR matching criterion.

theoretically quantified.

The effects of the underlying event on the two subjet observables are also explored in a procedure identical to the one described in the previous section. Figure 7 shows the correlation matrix on the left and the individual distributions on the right for z_{SJ} (top row) and θ_{SJ} (bottom row). In contrast to SoftDrop observables, we find that both subjet observables, z_{SJ} and θ_{SJ} , have a relatively strong diagonal correlation along with an overlap in the distributions themselves as shown in the right panels of Fig. 7. The robustness of the two subjet observables facilitates a direct comparison between Au+Au and $p+p \oplus Au+Au$ results where the effect of the underlying event is effectively negated.

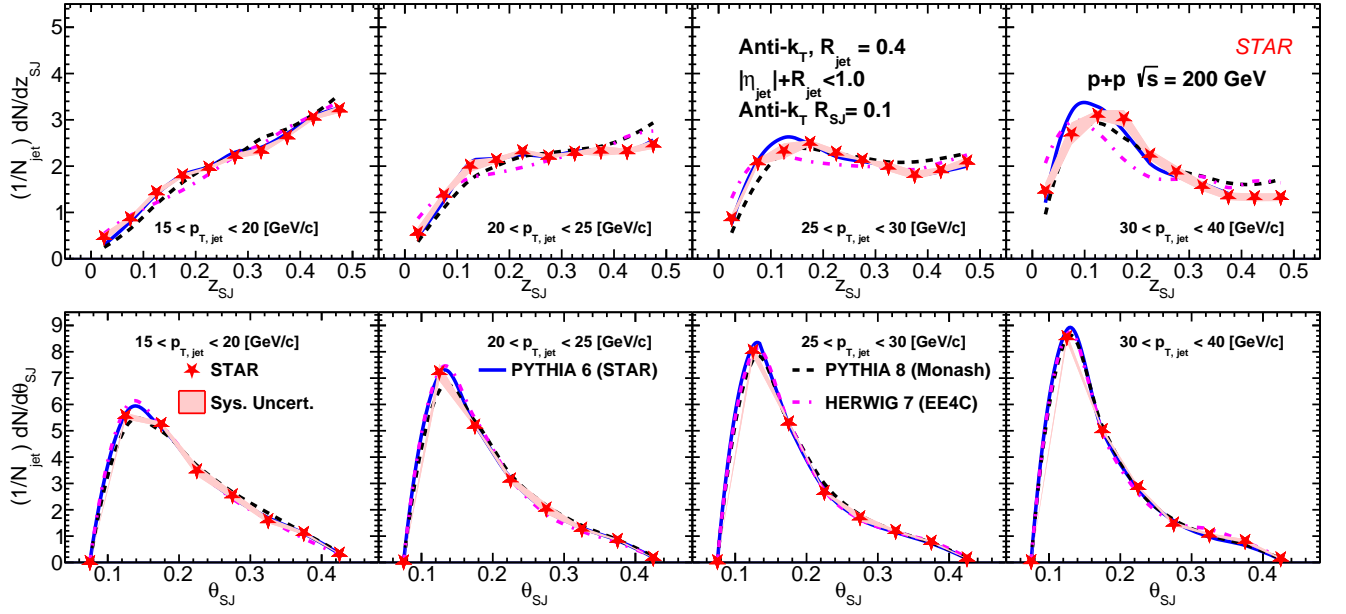


FIG. 6: Distributions of fully unfolded two-subjet observables z_{SJ} in the top panels and θ_{SJ} in the bottom panels for inclusive jets in $p + p$ collisions shown in the red star markers, compared to leading order MC event generators PYTHIA 8 (black), PYTHIA 6 (blue) and Herwig 7 (magenta) for low- p_T jets on the left to high- p_T jets on the right. The shaded red regions represent the systematic uncertainties in the data points.

Figure 8 shows the subjet z_{SJ} (top) and θ_{SJ} (bottom) distributions for trigger jets (left panels) with $p_T > 16$ GeV/c and recoil (right panels) jets with $p_T > 8$ GeV/c. Hardcore and Matched jets are shown in the red squares and black circles, respectively, with $R_{SJ} = 0.1$ subjets. For both the Hardcore and Matched jet distributions in each panel of Fig. 8, the differences between the Au+Au data and the $p + p \oplus$ Au+Au reference distribution are negligible indicating, once again, no significant modification of the jet substructure due to jet quenching. Given that the substructure results are similar, we may conclude that the recoil jets in the kinematic range studied in this analysis, fragment in a vacuum-like environment. The θ_{SJ} for Matched jets, in stark contrast to the SoftDrop R_g , peaks at small values which include a natural lower cutoff at the subjet radius. Di-jet pairs are selected based on the recoil Matched jet θ_{SJ} , and we define narrow (wide) recoil jets as $0.1 (0.2) < \theta_{SJ} < 0.2 (0.3)$. The narrow (wide) jets have a θ_{SJ} finding purity of 98% (75%) determined from the correlation matrix shown in the bottom left panel of Fig. 7.

V. DI-JET ASYMMETRY DEPENDENCE ON ANGULAR SCALE

The differential measurements of momentum asymmetry for Hardcore and Matched di-jets (in $|A_J|$) are shown in Fig. 9 and Fig. 10, respectively. The black, blue and red markers represent recoil jets with selections on their corresponding Matched jet θ_{SJ} with the ranges $[0.1, 0.4]$, $[0.1, 0.2]$ and $[0.2, 0.3]$ for inclusive, narrow and wide jets, respectively. The selection on the θ_{SJ} reflects the available resolution due to the statistics in the data sample. We observe a clear di-jet imbalance indicating jet quenching effects in Au+Au collisions for all Hardcore jets including the wide angle jets. The Matched jets on the other hand are momentum balanced at RHIC energies, as is evident by the overlap between the Au+Au (filled) and $p + p \oplus$ Au+Au (open) markers. This is consistent with our earlier measurements [28], and agrees with the observation that both wide and narrow angle matched jets are, respectively, balanced with the reference with little change in their overall shapes. This indicates that the lost energy from the Hardcore di-jets is recovered in the softer particles ($0.2 < p_T < 2.0$ GeV/c) distributed around the jet cone of $R = 0.4$. While one might expect that for wider jets, the energy loss would spread to larger angles, we observe that within the available experimental resolution of θ_{SJ} , there is no significant difference in the energy loss signature of jets with $0.1 < \theta_{SJ} < 0.3$.

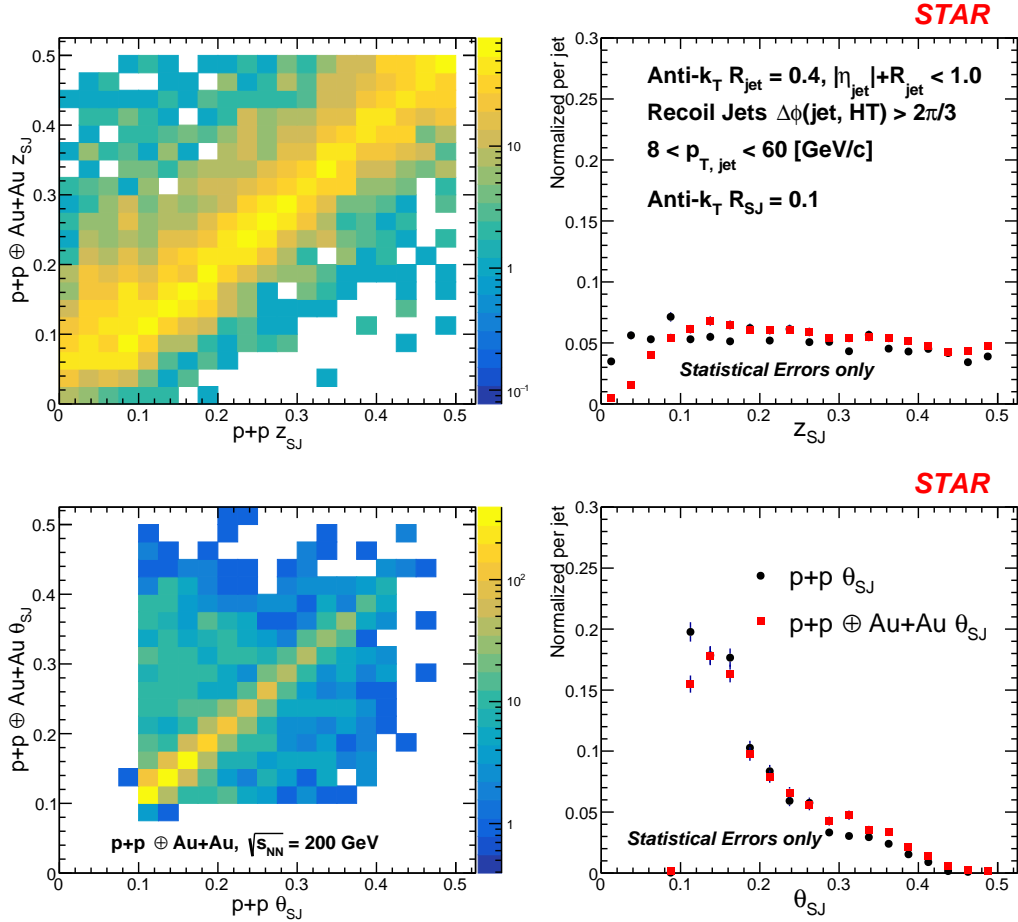


FIG. 7: Left panels: Correlation studies of the two subjet observables z_{SJ} (top row) and θ_{SJ} (bottom row) similar to Figure 4. Right panels: The projections along x- and y-axis shown with only statistical errors.

VI. CONCLUSIONS AND DISCUSSION

We present the first differential measurement of partonic energy loss in Au+Au collisions at $\sqrt{s_{NN}} = 200$ GeV for jets tagged via their opening angle. The energy loss is quantified with measurements of the momentum asymmetry A_J of specially selected di-jet pairs. The differential nature of these measurements involves identifying and selecting jets of a particular topology or substructure, *i.e.*, those that have narrow vs. wide opening angles. Since we compare Au+Au data to an embedded $p+p \oplus$ Au+Au reference, we require the substructure observable to be sensitive to the jet kinematics, while simultaneously being insensitive to the heavy-ion underlying event. For SoftDrop observables with $z_{cut} = 0.1$ and $\beta = 0$, we find that the groomed jet radius (R_g) is impacted by the fluctuating underlying event and this results in a significant fraction of jets tagged with a fake splitting as shown in Fig. 4. This effect arises from background particles which satisfy the grooming criteria, thus complicating the use of R_g , particularly for larger opening angles.

While the fake split fraction might be reduced by limiting the analysis to high- p_T jets or by varying the SoftDrop grooming parameters, we instead introduced a new class of subjet observables, z_{SJ} and θ_{SJ} . In the present analysis the subjets are reclustered via the anti- k_T algorithm with the jet's constituents as input and with a smaller resolution parameter $R_{SJ} = 0.1$. We present the fully corrected subjet observables (θ_{SJ} and z_{SJ}) for $p+p$ collisions, both of which display a gradual change in the jet shape from a broad to a narrow distribution as the jet momentum increases. This evolution with jet momentum, as shown in Fig. 6, indicates a transition from large momentum sharing (z_{SJ} peaked at large values) between the two leading subjets to a gradually more asymmetric momentum sharing for higher p_T jets. More importantly for our study, these subjet observables meet the requirement of being both sensitive to the jet kinematics and insensitive to the heavy-ion background via an absolute p_T threshold on the subjets as shown in the correlation studies in Fig. 7. This achievement contrasts with the SoftDrop method which uses a fractional momentum

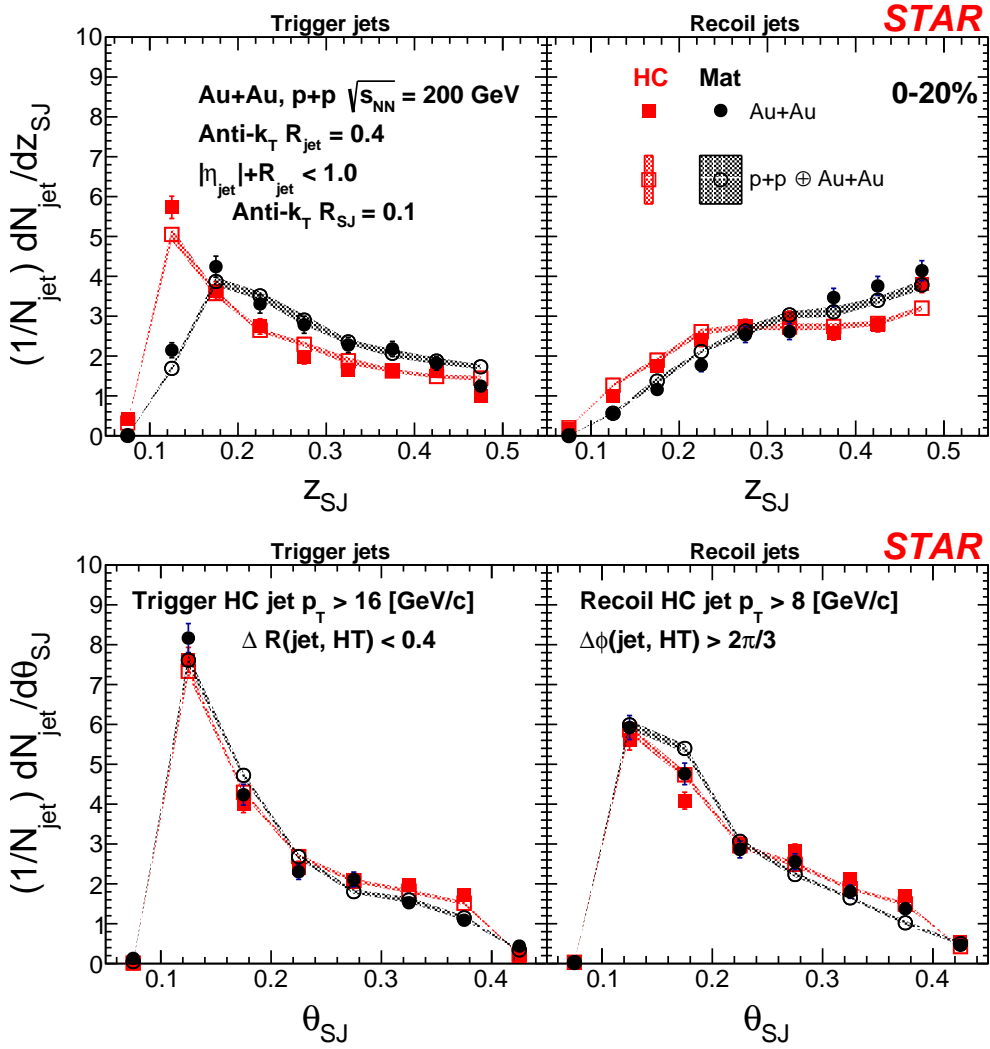


FIG. 8: Distributions of subjet observables z_{SJ} (top) and θ_{SJ} (bottom) for trigger (left panels) and recoil (right panels) jets. The Au+Au plots are shown in the filled markers whereas the open markers represent $p + p \oplus Au+Au$ which includes the shaded regions representing systematic uncertainty. The red and black points represent HardCore and Matched jets respectively.

cut, thus has a jet p_T dependent bias due to the combination of quenching and surface bias effects on jet selection criteria at RHIC energies.

In comparing the substructure distributions for Au+Au data and the $p+p \oplus Au+Au$ reference for both trigger/recoil HardCore/Matched jets, we observe no significant differences in all cases, indicating that the splittings identified in jets via the subjet method are vacuum-like. Measurements of A_J for recoil jets of varying θ_{SJ} demonstrate no significant differences in the momentum balance/imbalance of Matched/HardCore di-jet pairs for recoil jets with $0.1 < \theta_{SJ} < 0.2$ or $0.2 < \theta_{SJ} < 0.3$. These results support the conclusion that these particular selected di-jets do not undergo significantly different jet-medium interactions under varying angular scales.

We can now develop a consistent picture of partonic energy loss for specially selected di-jets at RHIC energies based on three significant features that we observe in our data. The first is that these recoil jets are expected to have smaller path-lengths in the medium on average, owing to the restrictive di-jet requirements which favor tangential production vertices, in comparison to an inclusive or semi-inclusive jet population. The second is the observation that the jet substructure distributions are comparable for Au+Au and $p + p \oplus Au+Au$ indicating vacuum like splitting. Third, the recovery of the quenched energy for recoil Matched jets is independent of the jet opening angle measured via the θ_{SJ} . Thus, we infer that the recoil jet's first hard splitting during jet evolution possibly happens at formation times comparable to the shorter in-medium path length for tangential di-jets, resulting in vacuum like distributions. Given that the HardCore recoil jets do undergo quenching, as shown by an imbalanced A_J , the medium interaction that these jets undergo happens at earlier times when the hard-scattered parton is traversing the medium.

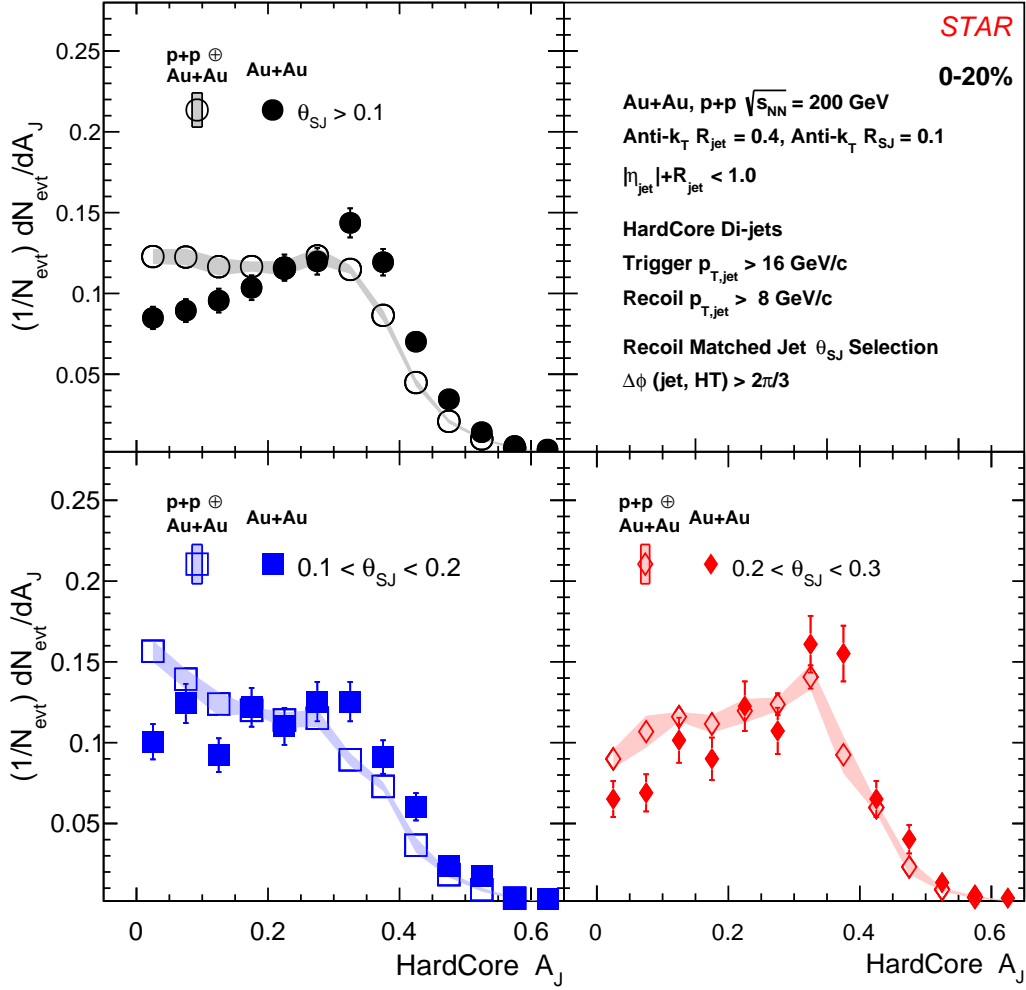


FIG. 9: Distributions of HardCore di-jet Asymmetry (A_J) for events with leading and subleading cuts of 16 GeV/c and 8 GeV/c, respectively. The filled markers correspond to Au+Au data and the open markers along with the shaded regions show $p + p \oplus$ Au+Au reference. The black distributions do not have any cuts on θ_{SJ} whereas for the blue and red distributions, selections on recoil Matched jets with $0.1 < \theta_{SJ} < 0.2$ and $0.2 < \theta_{SJ} < 0.3$ are applied. The vertical error bars represent statistical uncertainty on the data points.

These three features, together with the surface bias of unmodified trigger jets, lead us to a qualitative interpretation of the data that energy loss in these recoil jets is due to medium induced radiation from a single color charge. Because of the relatively small-scale resolution of the subjet opening angle in this measurement ($\Delta\theta_{SJ} = 0.1$), we were able to observe di-jet balance/imbalance for both narrow and wide jets. From the similarity of the results for narrow and wide jets we conclude that there is no observational evidence of the characteristic signature of coherent or de-coherent energy loss as the range of sampled jet opening angles encompasses the medium coherence length scale. The differential measurements presented here can now be utilized in stringent tests of various quenching models, and also interpretations resulting from jet selection and fragmentation biases. These studies lead the community towards a study of soft gluon radiation in the QGP, as in the QCD analog of the Landau-Pomeranchuk-Migdal effect [78, 108–110], which has long been expected to be a significant factor in parton energy loss at RHIC.

Acknowledgements

We thank the RHIC Operations Group and RCF at BNL, the NERSC Center at LBNL, and the Open Science Grid consortium for providing resources and support. This work was supported in part by the Office of Nuclear Physics within the U.S. DOE Office of Science, the U.S. National Science Foundation, the Ministry of Education and

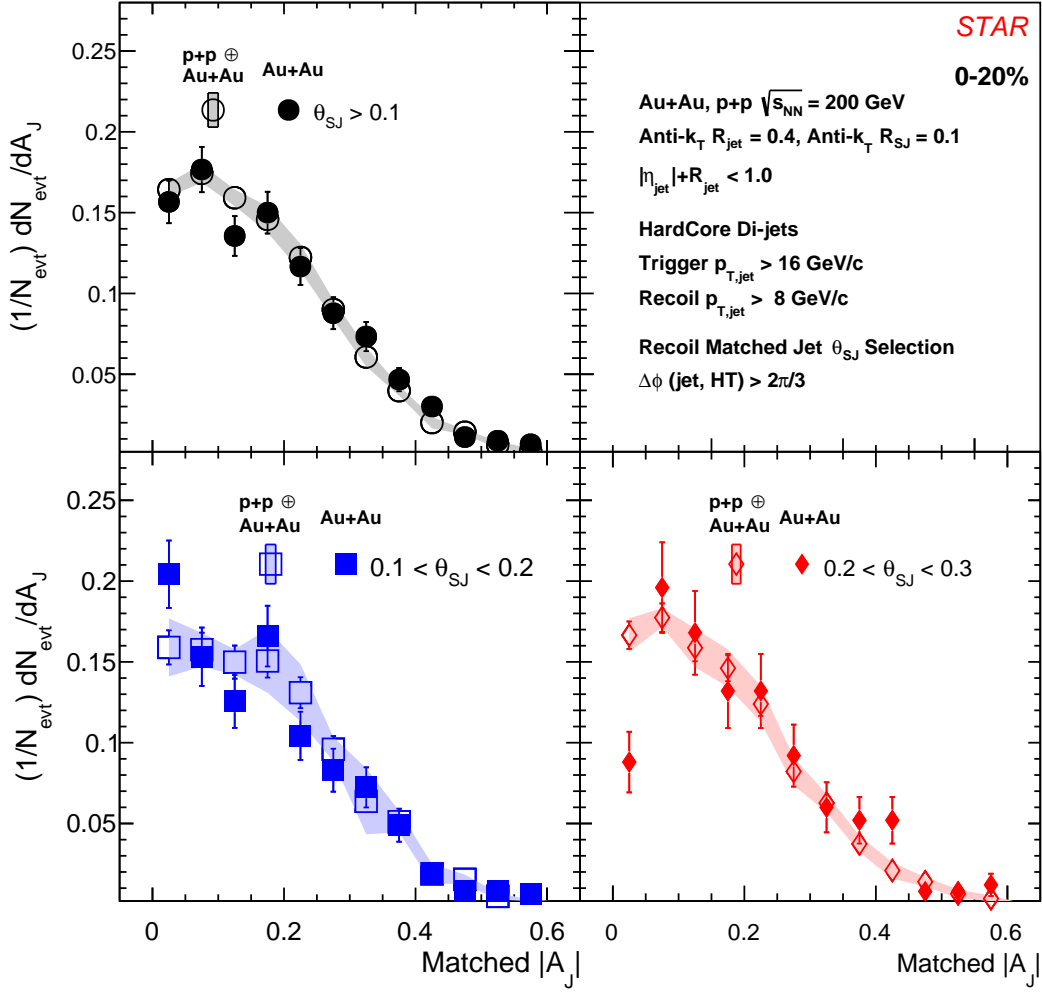


FIG. 10: Distributions of Matched di-jet Asymmetry ($|A_J|$) for events with leading and subleading cuts of 16 GeV/ c and 8 GeV/ c (for HardCore jets), respectively. The filled markers correspond to Au+Au data and the open markers along with the shaded regions show $p + p \oplus$ Au+Au reference. The black distributions do not have any cuts on the subjet θ_{SJ} whereas for the blue and red distributions, selections on recoil Matched jets with $0.1 < \theta_{SJ} < 0.2$ and $0.2 < \theta_{SJ} < 0.3$ are applied. The vertical error bars represent statistical uncertainty on the data points.

Science of the Russian Federation, National Natural Science Foundation of China, Chinese Academy of Science, the Ministry of Science and Technology of China and the Chinese Ministry of Education, the Higher Education Sprout Project by Ministry of Education at NCKU, the National Research Foundation of Korea, Czech Science Foundation and Ministry of Education, Youth and Sports of the Czech Republic, Hungarian National Research, Development and Innovation Office, New National Excellency Programme of the Hungarian Ministry of Human Capacities, Department of Atomic Energy and Department of Science and Technology of the Government of India, the National Science Centre of Poland, the Ministry of Science, Education and Sports of the Republic of Croatia, RosAtom of Russia and German Bundesministerium für Bildung, Wissenschaft, Forschung und Technologie (BMBF), Helmholtz Association, Ministry of Education, Culture, Sports, Science, and Technology (MEXT) and Japan Society for the Promotion of Science (JSPS).

Appendix: Detector effects and comparisons

The Au+Au data in this publication are compared to an embedded reference at the detector-level which presents the measurement without any correction for detector effects. We therefore provide the relevant performance parameters for the STAR detector, mainly the TPC and the BEMC. This enables predictions of MC models or theoretical

calculations to be directly applied to the detector-level data. For charged-particle tracks in the TPC, the tracking efficiency is shown in Fig. 11 as a function of the track p_T for particles at mid-rapidity ($|\eta| < 1.0$). The red and black markers show the efficiencies for $p + p$ and Au+Au 0-20% events taken during 2006 and 2007, respectively. The tracking efficiency is also assumed to be flat as a function of track momentum for $2.0 < p_T < 30$ GeV/ c for both datasets. The TPC also produces a momentum smearing which is modeled by

$$\sigma = -0.026 + 0.02 \cdot p_T^{\text{true}} + 0.003 \cdot (p_T^{\text{true}})^2, \quad (\text{A.1})$$

taken to be the same for both $p + p$ and Au+Au collisions.

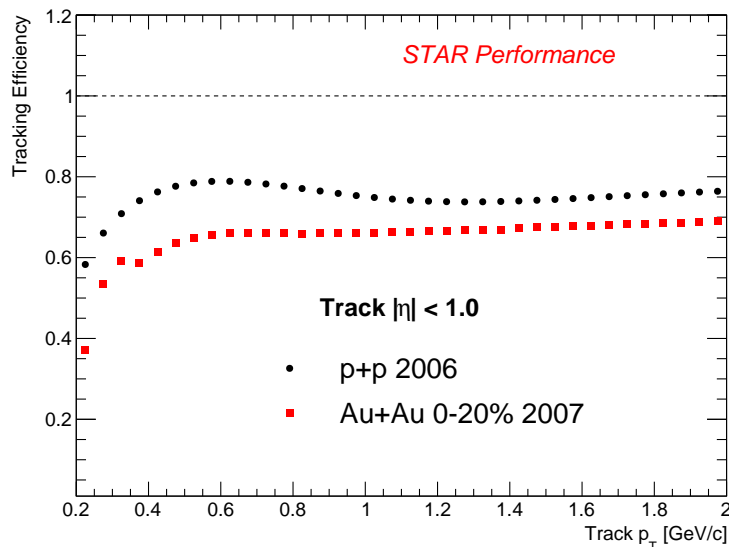


FIG. 11: TPC tracking efficiencies for the 2006 $p + p$ and 2007 Au+Au datasets utilized in the embedding studies for tracks within $|\eta| < 1.0$.

The BEMC has a spatial segmentation of 0.05×0.05 in (η, ϕ) with an energy resolution of $\sigma(E_T) = 14\%/\sqrt{E_T}$ [94]. The hadronic correction procedure described at the beginning of Sect. II ensures that the energy deposited by charged-particles in the BEMC is not double-counted, such that $\sigma(E_T)$ estimates the error in the neutral energy of a jet.

In addition to the preceding detector effects, the impact of the heavy-ion underlying event on the jet momentum and substructure observables should be taken into account for direct comparison with the data presented here. These effects for the HardCore and Matched jet momenta are presented in the supplemental material of an earlier publication [28]. The left panels of Fig. 4 and Fig. 7 of this reference show the effect of the heavy-ion underlying event on the substructure observables.

-
- [1] J. Adams et al. (STAR), Nucl. Phys. A **757**, 102 (2005), arXiv:nucl-ex/0501009.
 - [2] K. Adcox et al. (PHENIX), Nucl. Phys. A **757**, 184 (2005), arXiv:nucl-ex/0410003.
 - [3] B. B. Back et al. (PHOBOS), Nucl. Phys. A **757**, 28 (2005), arXiv:nucl-ex/0410022.
 - [4] I. Arsene et al. (BRAHMS), Nucl. Phys. A **757**, 1 (2005), arXiv:nucl-ex/0410020.
 - [5] G. F. Sterman and S. Weinberg, Phys. Rev. Lett. **39**, 1436 (1977).
 - [6] J. Adams et al. (STAR), Phys. Rev. Lett. **91**, 072304 (2003), arXiv:nucl-ex/0306024.
 - [7] C. Adler et al. (STAR), Phys. Rev. Lett. **90**, 082302 (2003), arXiv:nucl-ex/0210033.
 - [8] Z.-B. Kang, I. Vitev, and H. Xing, Phys. Rev. C **92**, 054911 (2015), 1507.05987.
 - [9] M. Aaboud et al. (ATLAS), Nucl. Phys. A **978**, 65 (2018), 1706.02859.
 - [10] M. Gyulassy and X.-n. Wang, Nucl. Phys. B **420**, 583 (1994), arXiv:nucl-th/9306003.
 - [11] R. Baier, Y. L. Dokshitzer, S. Peigne, and D. Schiff, Phys. Lett. B **345**, 277 (1995), arXiv:hep-ph/9411409.
 - [12] R. Baier, Y. L. Dokshitzer, A. H. Mueller, S. Peigne, and D. Schiff, Nucl. Phys. B **484**, 265 (1997), arXiv:hep-ph/9608322.
 - [13] B. G. Zakharov, JETP Lett. **63**, 952 (1996), arXiv:hep-ph/9607440.

- [14] J. Adams et al. (STAR), Phys. Rev. Lett. **91**, 172302 (2003), arXiv:nucl-ex/0305015.
- [15] K. Adcox et al. (PHENIX), Phys. Rev. Lett. **88**, 022301 (2002), arXiv:nucl-ex/0109003.
- [16] S. Moretti, L. Lonnblad, and T. Sjostrand, JHEP **08**, 001 (1998), arXiv:hep-ph/9804296.
- [17] G. C. Blazey et al., in *Physics at Run II: QCD and Weak Boson Physics Workshop: Final General Meeting* (2000), pp. 47–77, arXiv:hep-ex/0005012.
- [18] S. D. Ellis, J. Huston, K. Hatakeyama, P. Loch, and M. Tonnesmann, Prog. Part. Nucl. Phys. **60**, 484 (2008), arXiv:0712.2447.
- [19] M. Cacciari, G. P. Salam, and G. Soyez, Eur. Phys. J. C **72**, 1896 (2012), arXiv:1111.6097.
- [20] G. P. Salam, Eur. Phys. J. C **67**, 637 (2010), arXiv:0906.1833.
- [21] A. Ali and G. Kramer, Eur. Phys. J. H **36**, 245 (2011), arXiv:1012.2288.
- [22] M. Gyulassy, I. Vitev, X.-N. Wang, and B.-W. Zhang, Quark Gluon Plasma 3, World Scientific, Singapore pp. 123–191 (2003), arXiv:nucl-th/0302077.
- [23] X.-N. Wang, Eur. Phys. J. C **43**, 223 (2005), arXiv:nucl-th/0510043.
- [24] U. A. Wiedemann, Landolt-Bornstein **23**, 521 (2010), arXiv:0908.2306.
- [25] K. C. Zapp, F. Krauss, and U. A. Wiedemann, JHEP **03**, 080 (2013), arXiv:1212.1599.
- [26] L. Adamczyk et al. (STAR), Phys. Rev. Lett. **112**, 122301 (2014), arXiv:1302.6184.
- [27] A. Adare et al. (PHENIX), Phys. Rev. Lett. **116**, 122301 (2016), arXiv:1509.04657.
- [28] L. Adamczyk et al. (STAR), Phys. Rev. Lett. **119**, 062301 (2017), arXiv:1609.03878.
- [29] A. Timilsina (PHENIX), Nucl. Phys. A **956**, 637 (2016).
- [30] L. Adamczyk et al. (STAR), Phys. Rev. C **96**, 024905 (2017), arXiv:1702.01108.
- [31] J. D. Osborn (PHENIX), Nucl. Phys. A **982**, 591 (2019), arXiv:1807.05090.
- [32] J. Adam et al. (STAR), Phys. Rev. C **102**, 054913 (2020), arXiv:2006.00582.
- [33] G. Aad et al. (ATLAS), Phys. Rev. Lett. **105**, 252303 (2010), arXiv:1011.6182.
- [34] S. Chatrchyan et al. (CMS), Phys. Rev. C **84**, 024906 (2011), arXiv:1102.1957.
- [35] S. Chatrchyan et al. (CMS), Phys. Lett. B **712**, 176 (2012), arXiv:1202.5022.
- [36] G. Aad et al. (ATLAS), Phys. Lett. B **719**, 220 (2013), arXiv:1208.1967.
- [37] B. Abelev et al. (ALICE), JHEP **03**, 013 (2014), arXiv:1311.0633.
- [38] G. Aad et al. (ATLAS), Phys. Rev. Lett. **111**, 152301 (2013), arXiv:1306.6469.
- [39] G. Aad et al. (ATLAS), Phys. Lett. B **739**, 320 (2014), arXiv:1406.2979.
- [40] G. Aad et al. (ATLAS), Phys. Rev. Lett. **114**, 072302 (2015), arXiv:1411.2357.
- [41] J. Adam et al. (ALICE), Phys. Lett. B **746**, 1 (2015), arXiv:1502.01689.
- [42] J. Adam et al. (ALICE), JHEP **09**, 170 (2015), arXiv:1506.03984.
- [43] J. Adam et al. (ALICE), Phys. Lett. B **753**, 511 (2016), arXiv:1509.07334.
- [44] V. Khachatryan et al. (CMS), Phys. Rev. C **96**, 015202 (2017), arXiv:1609.05383.
- [45] M. Aaboud et al. (ATLAS), Phys. Lett. B **790**, 108 (2019), arXiv:1805.05635.
- [46] M. Aaboud et al. (ATLAS), Phys. Rev. C **100**, 034903 (2019), arXiv:1901.10440.
- [47] S. Acharya et al. (ALICE), Phys. Rev. C **101**, 034911 (2020), arXiv:1909.09718.
- [48] S. Chatrchyan et al. (CMS), JHEP **10**, 087 (2012), arXiv:1205.5872.
- [49] S. Chatrchyan et al. (CMS), Phys. Rev. C **90**, 024908 (2014), arXiv:1406.0932.
- [50] M. Aaboud et al. (ATLAS), Eur. Phys. J. C **77**, 379 (2017), arXiv:1702.00674.
- [51] A. M. Sirunyan et al. (CMS), Phys. Rev. Lett. **121**, 242301 (2018), arXiv:1801.04895.
- [52] M. Aaboud et al. (ATLAS), Phys. Rev. C **98**, 024908 (2018), arXiv:1805.05424.
- [53] M. Aaboud et al. (ATLAS), Phys. Rev. Lett. **123**, 042001 (2019), arXiv:1902.10007.
- [54] S. Chatrchyan et al. (CMS), Phys. Lett. B **730**, 243 (2014), arXiv:1310.0878.
- [55] V. Khachatryan et al. (CMS), JHEP **01**, 006 (2016), arXiv:1509.09029.
- [56] V. Khachatryan et al. (CMS), JHEP **11**, 055 (2016), arXiv:1609.02466.
- [57] V. Khachatryan et al. (CMS), JHEP **02**, 156 (2016), arXiv:1601.00079.
- [58] A. M. Sirunyan et al. (CMS), Phys. Rev. Lett. **122**, 152001 (2019), arXiv:1809.08602.
- [59] S. Acharya et al. (ALICE), Phys. Lett. B **776**, 249 (2018), arXiv:1702.00804.
- [60] A. M. Sirunyan et al. (CMS), JHEP **10**, 161 (2018), arXiv:1805.05145.
- [61] Tech. Rep., CERN, Geneva (2018), all figures including auxiliary figures are available at <https://atlas.web.cern.ch/Atlas/GROUPS/PHYSICS/CONFNOTES/ATLAS-CONF-2018-014>, URL <https://cds.cern.ch/record/2319867>.
- [62] A. M. Sirunyan et al. (CMS), Phys. Rev. Lett. **120**, 142302 (2018), arXiv:1708.09429.
- [63] S. Acharya et al. (ALICE), Phys. Lett. B **802**, 135227 (2020), arXiv:1905.02512.
- [64] Tech. Rep., CERN, Geneva (2019), all figures including auxiliary figures are available at <https://atlas.web.cern.ch/Atlas/GROUPS/PHYSICS/CONFNOTES/ATLAS-CONF-2019-056>, URL <http://cds.cern.ch/record/2701506>.
- [65] J.-P. Blaizot and Y. Mehtar-Tani, Int. J. Mod. Phys. E **24**, 1530012 (2015), arXiv:1503.05958.
- [66] G.-Y. Qin and X.-N. Wang, Int. J. Mod. Phys. E **24**, 1530014 (2015), arXiv:1511.00790.
- [67] Y. Mehtar-Tani, Nucl. Part. Phys. Proc. **276-278**, 41 (2016).
- [68] M. Connors, C. Nattrass, R. Reed, and S. Salur, Rev. Mod. Phys. **90**, 025005 (2018), arXiv:1705.01974.
- [69] S. Cao and X.-N. Wang, Rept. Prog. Phys. **84**, 024301 (2021), 2002.04028.
- [70] V. N. Gribov and L. N. Lipatov, Sov. J. Nucl. Phys. **15**, 438 (1972).

- [71] Y. L. Dokshitzer, *Sov. Phys. JETP* **46**, 641 (1977).
- [72] G. Altarelli and G. Parisi, *Nucl. Phys. B* **126**, 298 (1977).
- [73] Y. Mehtar-Tani and K. Tywoniuk, *JHEP* **04**, 125 (2017), arXiv:1610.08930.
- [74] L. Apolinário, A. Cordeiro, and K. Zapp, *Eur. Phys. J. C* **81**, 561 (2021), 2012.02199.
- [75] Y. Mehtar-Tani, D. Pablos, and K. Tywoniuk (2021), arXiv:2101.01742.
- [76] R. Baier, Y. L. Dokshitzer, A. H. Mueller, S. Peigne, and D. Schiff, *Nucl. Phys. B* **483**, 291 (1997), arXiv:hep-ph/9607355.
- [77] K. Zapp, G. Ingelman, J. Rathsman, and J. Stachel, *Phys. Lett. B* **637**, 179 (2006), arXiv:hep-ph/0512300.
- [78] K. C. Zapp, J. Stachel, and U. A. Wiedemann, *JHEP* **07**, 118 (2011), arXiv:1103.6252.
- [79] K. M. Burke et al. (JET), *Phys. Rev. C* **90**, 014909 (2014), arXiv:1312.5003.
- [80] J. Casalderrey-Solana, Y. Mehtar-Tani, C. A. Salgado, and K. Tywoniuk, *Phys. Lett. B* **725**, 357 (2013), arXiv:1210.7765.
- [81] Y. Mehtar-Tani and K. Tywoniuk, *Phys. Lett. B* **744**, 284 (2015), arXiv:1401.8293.
- [82] P. Caucal, A. Soto-Ontoso, and A. Takacs (2021), 2111.14768.
- [83] P. Caucal and Y. Mehtar-Tani (2021), 2109.12041.
- [84] P. Caucal, A. Soto-Ontoso, and A. Takacs, *JHEP* **07**, 020 (2021), 2103.06566.
- [85] Y.-T. Chien and I. Vitev, *Phys. Rev. Lett.* **119**, 112301 (2017), arXiv:1608.07283.
- [86] L. Apolinário, J. G. Milhano, M. Ploskon, and X. Zhang, *Eur. Phys. J. C* **78**, 529 (2018), arXiv:1710.07607.
- [87] G. Milhano, U. A. Wiedemann, and K. C. Zapp, *Phys. Lett. B* **779**, 409 (2018), arXiv:1707.04142.
- [88] Y. Mehtar-Tani and K. Tywoniuk, *JHEP* **06**, 187 (2020), arXiv:1910.02032.
- [89] S. P. Adhya, C. A. Salgado, M. Spousta, and K. Tywoniuk, *JHEP* **07**, 150 (2020), arXiv:1911.12193.
- [90] C. Andres, L. Apolinário, and F. Dominguez, *JHEP* **07**, 114 (2020), arXiv:2002.01517.
- [91] T. Renk, *Phys. Rev. C* **87**, 024905 (2013), 1210.1330.
- [92] K. H. Ackermann et al. (STAR), *Nucl. Instrum. Meth. A* **499**, 624 (2003).
- [93] M. Anderson et al., *Nucl. Instrum. Meth. A* **499**, 659 (2003), arXiv:nucl-ex/0301015.
- [94] M. Beddo et al. (STAR), *Nucl. Instrum. Meth. A* **499**, 725 (2003).
- [95] J. Adam et al. (STAR), *Phys. Rev. D* **100**, 052005 (2019), arXiv:1906.02740.
- [96] J. Adam et al. (STAR), *Phys. Lett. B* **811**, 135846 (2020), arXiv:2003.02114.
- [97] M. Cacciari, G. P. Salam, and G. Soyez, *JHEP* **04**, 063 (2008), 0802.1189.
- [98] P. Berta, M. Spousta, D. W. Miller, and R. Leitner, *JHEP* **06**, 092 (2014), arXiv:1403.3108.
- [99] M. Dasgupta, A. Fregoso, S. Marzani, and G. P. Salam, *JHEP* **09**, 029 (2013), arXiv:1307.0007.
- [100] A. J. Larkoski, S. Marzani, G. Soyez, and J. Thaler, *JHEP* **05**, 146 (2014), arXiv:1402.2657.
- [101] A. J. Larkoski, S. Marzani, and J. Thaler, *Phys. Rev. D* **91**, 111501 (2015), arXiv:1502.01719.
- [102] J. Mulligan and M. Ploskon, *Phys. Rev. C* **102**, 044913 (2020), arXiv:2006.01812.
- [103] T. Adye, in *PHYSTAT 2011* (CERN, Geneva, 2011), p. 313, arXiv:1105.1160.
- [104] T. Sjostrand, S. Mrenna, and P. Z. Skands, *JHEP* **05**, 026 (2006), arXiv:hep-ph/0603175.
- [105] T. Sjöstrand, S. Ask, J. R. Christiansen, R. Corke, N. Desai, P. Ilten, S. Mrenna, S. Prestel, C. O. Rasmussen, and P. Z. Skands, *Comput. Phys. Commun.* **191**, 159 (2015), arXiv:1410.3012.
- [106] M. Bahr et al., *Eur. Phys. J. C* **58**, 639 (2008), arXiv:0803.0883.
- [107] J. Bellm et al., *Eur. Phys. J. C* **76**, 196 (2016), arXiv:1512.01178.
- [108] L. D. Landau and I. Pomeranchuk, *Dokl. Akad. Nauk Ser. Fiz.* **92**, 735 (1953).
- [109] A. B. Migdal, *Phys. Rev.* **103**, 1811 (1956).
- [110] X.-N. Wang, M. Gyulassy, and M. Plumer, *Phys. Rev. D* **51**, 3436 (1995), hep-ph/9408344.