

Competing multipolar orders in face-centered cubic lattice: application to Osmium double-perovskites

Derek Churchill¹ and Hae-Young Kee^{1,2,*}

¹*Department of Physics, University of Toronto, Ontario, Canada M5S 1A7*

²*Canadian Institute for Advanced Research, CIFAR Program in Quantum Materials, Toronto, Ontario, Canada, M5G 1M1*
(Dated: April 26, 2022)

In $5d^2$ Mott insulators with strong spin-orbit coupling, the lowest pseudospin states form a non-Kramers doublet, which carries quadrupolar and octupolar moments. A family of double-perovskites where magnetic ions form a face-centered cubic (FCC) lattice, was suggested to unveil an octupolar order offering a rare example in d-orbital systems. The proposed order requires a ferromagnetic (FM) octupolar interaction, since the antiferromagnetic (AFM) Ising model is highly frustrated on the FCC lattice. A microscopic model was recently derived for various lattices: for an edge sharing octahedra geometry, AFM Ising octupolar and bond-dependent quadrupolar interactions were found when only dominant inter- and intra-orbital hopping integrals are taken into account. Here we investigate all possible intra- and inter-orbital exchange processes and report that interference of two intra-orbital exchanges generates a FM octupolar interaction. Applying the strong-coupling expansion results together with tight binding parameters obtained by density functional theory, we estimate the exchange interactions for the Osmium double-perovskites, Ba_2BOsO_6 ($\text{B} = \text{Mg}, \text{Cd}, \text{Ca}$). Using classical Monte-Carlo simulations, we find that these systems are close to the phase boundary between AFM type-I quadrupole and FM octupole orders. We also find that exchange processes beyond second order perturbation theory including virtual processes via pseudospin-triplet states may stabilize an octupolar order.

I. INTRODUCTION

In transition-metal Mott insulators, the orbital degeneracy can be lifted by Jahn-Teller effects leading to low energy physics described by a spin-1/2 dipole moment. However when spin-orbit coupling (SOC) is strong with relatively weak Jahn-Teller coupling, spin and orbital degrees of freedom are entangled and the effective Hamiltonian is described by a total angular momentum J often called pseudospin. The exchange interactions are determined by the pseudospin wave functions which depend on the number of electrons in d-orbitals. In general, the entangled-spin-orbit feature is manifested in highly anisotropic exchange interactions leading to rich and novel phenomena in d-orbital Mott insulators.[1–7] The most famous example is the Kitaev interaction[8] in d^5 and d^7 with $J_{\text{eff}} = 1/2$ wave functions[9]: note that the wave functions of d^5 and d^7 are distinct leading to very different strengths of the bond-dependent Γ interaction[9–13]. Pseudospins can also generate higher-rank multipolar exchange interactions which can compete giving rise to vastly different ground states [14–17].

The d^2 pseudospin states form a low energy, non-Kramers E_g doublet and excited T_{2g} triplet (see Fig. 1(a) in [18]). In contrast to the popular $J_{\text{eff}} = 1/2$ with a dipole moment, the non-Kramers doublet has a vanishing dipole moment similar to f^2 ions. [19–21] This two-particle spin-orbit-entangled state instead carries quadrupolar and octupole moment, and thus d^2 Mott insulators with strong SOC offer a playground to explore

multipolar physics in transition-metal systems. However, unlike f-electron systems where octupolar orders are extensively investigated[22–25], a long-range octupolar order in transition metal systems is highly nontrivial to achieve due to a Jahn-Teller driven orbital order[26].

Recently, it was proposed that a family of insulating, Osmium (Os) double perovskites exhibits a long-range octupolar order offering a first example of octupolar order in d-orbital materials.[27–29] The magnetically active Os, hosting a non-Kramers doublet as discussed above, forms a face-centered-cubic (FCC) lattice as shown in Fig. 1(a). Measurements in the heat capacity and magnetic susceptibility for Ba_2BOsO_6 where $\text{B} = \text{Mg}, \text{Ca}$ show anomalies at approximately $T^* \sim 50$ K[30] suggesting a phase transition. Fitting the susceptibility to the Curie-Weiss law yields a negative Curie-Weiss temperature indicating antiferromagnetic (AFM) interactions[30], but neutron diffraction data finds no evidence of any magnetic ordering down to 10 K[28]. Furthermore, μSR measurements of the zero field muon decay asymmetry spectra show oscillations implying time-reversal symmetry breaking below approximately 50 K.[30] These experimental results suggest they may exhibit octupolar order.[28, 29] In particular, octupolar order would provide an explanation for the small field observed using μSR and absence of detectable dipole order from neutron diffraction experiments[28].

Motivated by these experimental findings, a microscopic theory was developed for various lattices including double perovskites with different bond geometries.[18] It was shown that an intra-orbital exchange process generates bond-dependent quadrupolar interactions, whereas inter-orbital exchanges generate AFM Ising octupolar interactions in addition to ferromagnetic (FM) xy -like

* hykee@physics.utoronto.ca

quadrupolar interaction.[18] Since the AFM Ising interaction is highly frustrated on the FCC lattice, the long-range octupolar order has little room to occur. However, this pioneering work included only the two dominant hopping paths leaving a question on the sign of the octupolar interaction when other hopping paths are included.

In this paper, we investigate all the intra- and inter-orbital exchange processes allowed and show that *interference of two intra-orbital* exchanges generates a FM octupolar interaction, which dominates over the AFM contribution from the inter-orbital exchange processes. Using these results together with the tight binding parameters obtained by first principle *ab-initio* calculations on Ba_2BOsO_6 (B=Mg, Cd, Ca), we estimate the multipolar exchange parameters using a strong coupling perturbation theory.

Within second order perturbation theory, we show that these compounds are close to the boundary between AFM type-I quadrupole and FM octupole. When virtual processes via the triplet states are included in fourth order perturbation theory, the AFM quadrupolar exchange integral is suppressed. Due to the frustration of AFM interactions on the FCC lattice, FM octupolar ordering is found in one of the systems.

The paper is organized as follows. In Sec. II, we review the local atomic physics of $5d^2$ and how the non-Kramers doublet and excited triplet arise. We then present a nearest-neighbour (n.n.) tight-binding Hamiltonian based on symmetry restrictions. Using a strong coupling expansion, we determine the pseudospin Hamiltonian which includes FM Ising octupolar term from the two paths of intra-orbital exchange processes. In Section III, we use density functional theory (DFT) to find the tight-binding parameters of Ba_2BOsO_6 (B = Mg, Cd, Ca) and estimate the strengths of the exchange interactions. Using classical Monte Carlo simulations, we show a finite temperature phase diagram for a given set of exchange parameters. We also show a zero temperature phase diagram as a function of quadrupolar and octupolar exchange interactions to show how close the systems are to the phase boundary. We summarize our results and discuss implications of our theory and the possibility of octupolar order in the last section.

II. MODEL DERIVATION

In this section, we derive the microscopic spin exchange parameters for d^2 double-perovskites with strong SOC in an ideal FCC structure. Before we proceed to the strong coupling expansion to determine the exchange parameters, we review the local physics of an isolated Os atom. Since it is local physics, this can be used as a starting point of any d^2 systems as shown in the earlier work [18].

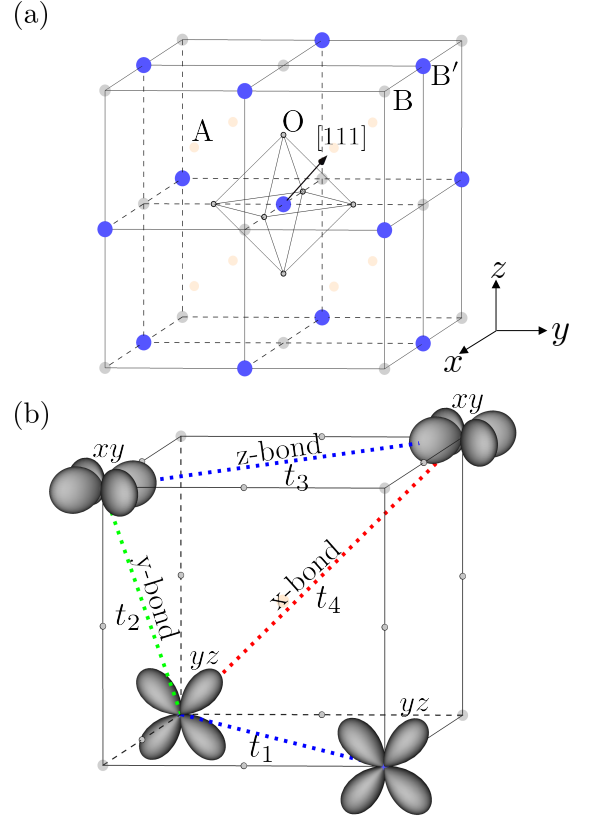


FIG. 1: (a) Double perovskite ($\text{A}_2\text{BB}'\text{O}_6$) crystal structure. A atoms are light orange, B atoms are light gray, B' atoms are blue, and oxygen atoms are outlined with black. All oxygen atoms surrounding the B and B' atoms (besides those belonging to the central octahedra) are omitted for clarity. (b) Examples of exchange process among t_{2g} orbitals. x-, y- and z-bonds are denoted by the red, green and blue dotted lines respectively.

A. Local Physics

First, we discuss the atomic physics for an isolated Os atom. Since each Os atom is surrounded by an oxygen octahedral cage, the $L = 2$ irreducible representation splits into e_g and t_{2g} , which are separated by an octahedra crystal field splitting, Δ . The local Kanamori-Hubbard Hamiltonian is written as follows:

$$\begin{aligned}
 H_{\text{int}} = & U \sum_m n_{m+} n_{m-} + U' \sum_{m \neq m'} n_{m+} n_{m'-} \quad (1) \\
 & + (U' - J_H) \sum_{m < m', \sigma} n_{m\sigma} n_{m'\sigma} \\
 & + J_H \sum_{m \neq m'} c_{m+}^\dagger c_{m'-}^\dagger c_{m-} c_{m'+} \\
 & + J_H \sum_{m \neq m'} c_{m+}^\dagger c_{m-}^\dagger c_{m'-} c_{m'+} - \lambda \mathbf{L} \cdot \mathbf{S},
 \end{aligned}$$

where $c_{m\sigma}^\dagger$ creates an electron with orbital m and spin $S=1/2$ denoted by $\sigma = \pm$. U and $U' (= U - 2J_H)$ are intra- and inter-orbital Coulomb interactions respectively, J_H is Hund's coupling, $\mathbf{L} (= \sum_i \mathbf{l}_i)$ and $\mathbf{S} (= \sum_i \mathbf{s}_i)$ are total orbital angular and spin momentum respectively, and SOC $\lambda = \frac{\xi}{2S}$ where ξ is single-particle SOC, i.e., $\sum_i \xi \mathbf{l}_i \cdot \mathbf{s}_i$ [19].

The energy hierarchy we will be considering for the above parameters is $\Delta, U > \xi, J_H$ (see Fig. 1 in Ref. [18]). When H_{int} is projected onto the t_{2g} subspace and restricted to the $n = 2$ sector, we find a $J = 2$ ground state for an isolated Os atom. As shown in Ref. [27–29], taking into account the e_g orbitals, spin-orbit coupling mixes the t_{2g} and e_g orbitals, which splits the $J = 2$ ground state into a non-Kramers E_g doublet and an excited triplet. We use the notation E_g to distinguish it from e_g -orbitals, $d_{x^2-y^2}$ and $d_{3z^2-r^2}$. The splitting between the E_g doublet and excited triplet is described by the cubic crystal field Hamiltonian given by

$$H_{\Delta_c} = \Delta_c (O_4^0 + 5O_4^4), \quad (2)$$

where O_4^0 and O_4^4 are Steven's operators [28, 29]. The resulting non-Kramers doublet using $|J_z\rangle$ states is given by

$$\begin{aligned} |\uparrow\rangle &= \frac{1}{\sqrt{2}} (|-2\rangle + |2\rangle), \\ |\downarrow\rangle &= |0\rangle. \end{aligned} \quad (3)$$

$|\uparrow\rangle$ and $|\downarrow\rangle$ are introduced to represent the E_g wavefunctions. Since they are either an equal mixture of $|J_z = \pm 2\rangle$ or $|J_z = 0\rangle$, they do not carry a dipole moment, and thus should be differentiated from pure spin $\sigma = \pm$ in Eq. 1.

Expressing them in terms of total spin and orbital angular momentum states, $|L_z, S_z\rangle$ is useful, because one can notice $|\downarrow\rangle$ is elongated in the octahedral z direction whereas $|\uparrow\rangle$ is more flattened in the xy plane (see Fig. 1 in Ref. [18]); these vastly different shapes give rise to interesting features in the effective pseudo-spin model.

$$\begin{aligned} |\uparrow\rangle &= \frac{1}{\sqrt{2}} (|1, 1\rangle + |-1, -1\rangle), \\ |\downarrow\rangle &= \frac{1}{\sqrt{6}} (|1, -1\rangle + 2|0, 0\rangle + |-1, 1\rangle). \end{aligned} \quad (4)$$

Furthermore, we note that the quadrupole ($Q_{x^2-y^2} = J_x^2 - J_y^2$ and $Q_{3z^2} = (3J_z^2 - J^2)/\sqrt{3}$ [20]) operators and octupole operator ($T_{xyz} = \frac{\sqrt{15}}{6} J_x J_y J_z$ [20]) form the Pauli matrices of pseudospin-1/2 operators:

$$\begin{aligned} s_x &\equiv \frac{1}{4\sqrt{3}} Q_{x^2-y^2}, \\ s_y &\equiv \frac{1}{6\sqrt{5}} T_{xyz}, \\ s_z &\equiv \frac{1}{4\sqrt{3}} Q_{3z^2}, \end{aligned} \quad (5)$$

where s_x acting on the pseudo-spin state follows how Pauli matrices typically act on pure spin- $\frac{1}{2}$ states. For

example, $s_x |\uparrow\rangle = \frac{1}{2} |\downarrow\rangle$ and $s_x |\downarrow\rangle = \frac{1}{2} |\uparrow\rangle$. It is important to note that this pseudospin coordinate system is defined in such a way that s_y is along the body-diagonal of the FCC lattice, i.e., $[111]$ -axis shown in Fig. 1(a). Thus the quadrupolar moments lie within the $[111]$ -plane while the octupolar moment is perpendicular to this plane and parallel to $[111]$ -axis.

B. Tight-binding Hamiltonian

Double-perovskites are a fascinating and rich family of materials exhibiting a variety of magnetic properties [20, 30–38]. They have the general chemical form $A_2BB'O_6$ where A belongs to the family of rare-earth elements or alkaline earth metals, B/B' typically belong to the transition metals and O is oxygen. The A atoms exist between the B and B' layers and form a cubic lattice, and the oxygens form an octahedral cage around each B and B' atom as shown in Fig. 1(a).

In an ideal double perovskites, the B and B' atoms form a pair of interlocking FCC sublattices which can also be viewed as stacked checkerboards of B/B' atoms. This provides a natural route to geometric frustration and can lead to important consequences on the observed phases. For Ba_2BOsO_6 with B = Ca, Mg, Cd, B atoms are non-magnetic leading to a FCC lattice of d^2 doublets.

In this subsection, we present the tight-binding Hamiltonian which will be used as a perturbation in the strong coupling expansion later on. The n.n. tight-binding Hamiltonian between two Os sites on the z -bond is given by

$$t_{ij} = \begin{pmatrix} c_{i,xy}^\dagger & c_{i,xz}^\dagger & c_{i,yz}^\dagger \\ c_{i,xy}^\dagger & c_{i,xz}^\dagger & c_{i,yz}^\dagger \\ c_{i,xy}^\dagger & c_{i,xz}^\dagger & c_{i,yz}^\dagger \end{pmatrix} \begin{pmatrix} C_{j,xy} & C_{j,xz} & C_{j,yz} \\ t_3 & t_4 & t_4 \\ t_4 & t_1 & t_2 \\ t_4 & t_2 & t_1 \end{pmatrix} \quad (6)$$

where $t_i \in \mathbb{R}$. The C_2 axis along the $[\bar{1}10]$ direction, inversion symmetry about the bond center, and time-reversal symmetry have all been used to restrict the form of this Hamiltonian [10]. This bond will be referred to as a z -bond since t_3 is the largest hopping integral and describes the effective overlap of d_{xy} orbitals on n.n. B' sites as displayed in Fig. 1(b). Under trigonal distortions along the $[111]$ direction (or other distortions where the C_2 axis along the bond direction is broken), t_4 will be finite. However, for DPs of interest maintain the C_2 axis along the bond direction which forces $t_4 = 0$ due to the symmetry. A representative hopping integral of t_i ($i = 1 - 4$) on x , y and z -bonds is shown in Fig. 1(b). Note that t_2 between d_{xz} and d_{yz} on z -bond is the hopping between d_{xy} and d_{yz} on the y -bond, indicating the bond-dependence of orbital overlaps which in turn leads to bond-dependent pseudospin exchange interactions as presented below.

C. Pseudospin Model

To derive the effective Hamiltonian for the z-bond, we perform a strong coupling expansion assuming that the energy scale of the tight-binding parameters are smaller than the Kanamori interactions. The resulting effective Hamiltonian in the ground state formed by the onsite doublets can be found by evaluating

$$\langle \psi_i | H_{i,j} | \psi_j \rangle = \sum_{n \notin GS} \frac{\langle \psi_i | t_{i,j} + t_{i,j}^\dagger | n \rangle \langle n | t_{i,j} + t_{i,j}^\dagger | \psi_j \rangle}{E_n - E_0}, \quad (7)$$

where $|\psi_i\rangle$ are the ground states, E_0 is the ground state energy, n sums over all excited states, and t_{ij} is the tight-binding Hamiltonian for the z-bond (Eq. 6) [39].

The resulting effective Hamiltonian for the z-bond is given by

$$H_{ij}^z = J_\tau^{(2)} s_{i,z} s_{j,z} + J_q^{(2)} (s_{i,x} s_{j,x} + s_{i,z} s_{j,z}) + J_o^{(2)} s_{i,y} s_{j,y}, \quad (8)$$

where

$$\begin{aligned} J_\tau^{(2)} &= \frac{4}{9U} (t_1 - t_3)^2, \\ J_q^{(2)} &= \frac{2}{3U} [t_1 (t_1 + 2t_3) - t_2^2], \\ J_o^{(2)} &= \frac{2}{3U} [t_1 (t_1 + 2t_3) + t_2^2]. \end{aligned} \quad (9)$$

where $J_q^{(2)}$ and $J_o^{(2)}$ contain the product of two intra-orbital hopping integrals, $(t_1 t_3)$ which is negative, as t_1 and t_3 come in opposite signs, and dominates over the other terms. Here, we have set $J_H = 0$ since these are much smaller than U . The effect of finite J_H on the exchange parameters is shown in the next section. We denote exchange integrals obtained through second order perturbation theory by a superscript (2). The corrected exchange integrals including virtual triplet processes are shown in Appendix. A, and are denoted by a superscript (4) (see Eq. A1) and are included in Table 1.

There are three unique effective Hamiltonians for the 12 n.n bonds which can be obtained by applying C_3 rotations about the [111] direction to Eq. 8. Under a counter-clockwise C_3 rotation, the pseudo-spin operators transform according to

$$\begin{aligned} s_x &\rightarrow \frac{-1}{2} s_x - \frac{\sqrt{3}}{2} s_z, \\ s_y &\rightarrow s_y, \\ s_z &\rightarrow \frac{\sqrt{3}}{2} s_x - \frac{1}{2} s_z. \end{aligned} \quad (10)$$

Applying these transformations to Eq. 8 generates terms like $s_{i,x} s_{j,z}$ in the x- and y-bond Hamiltonians. To write the total Hamiltonian compactly, we thus introduce the following operator

$$\tau_i^\gamma = \cos(\phi_\gamma) s_{i,z} + \sin(\phi_\gamma) s_{i,x}, \quad (11)$$

where $\gamma \in \{z, x, y\}$ referring to three different bonds as shown in the blue, red, green dotted lines in Fig. 1(b), and their corresponding angle $\phi_{z,x,y} = 0, \frac{2\pi}{3}, \frac{4\pi}{3}$.

Therefore, the full effective Hamiltonian is given by

$$H_{ij}^\gamma = J_\tau^{(2)} \tau_i^\gamma \tau_j^\gamma + J_q^{(2)} (s_{i,x} s_{j,x} + s_{i,z} s_{j,z}) + J_o^{(2)} s_{i,y} s_{j,y}. \quad (12)$$

Fundamentally, bond dependence of the quadrupolar interactions originates from the vastly different shapes of the doublet wavefunctions; namely, $|\uparrow\rangle$ is flattened in the xy-plane whereas $|\downarrow\rangle$ is stretched in the octahedral z-direction[18]. These differences generate the J_τ term in Eq. 8. Interestingly, there is also interference between the t_1 and t_3 hopping processes as evident by the $t_1 t_3$ terms in Eq. 9 as mentioned above. The origin of these terms can be traced back to $|\downarrow\rangle$ containing terms like $c_{yz+}^\dagger c_{xz-}^\dagger$ and $c_{yz-}^\dagger c_{xz+}^\dagger$ when written in the spin-orbital basis, which are absent in $|\uparrow\rangle$. These terms allow for a combination of t_1 and t_3 virtual processes to mix $|\uparrow\rangle$ with $|\downarrow\rangle$ and $|\downarrow\rangle$ with $|\downarrow\rangle$, generating finite $t_1 t_3$ terms responsible for an FM octupolar interaction. Overall intra-orbital hopping t_1 and t_3 gives rise to bond-dependent quadrupolar and bond-independent octupolar interactions, whereas inter-orbital hopping t_2 gives rise to only bond-independent interaction. This is in contrast to d^5 systems with $J_{\text{eff}} = 1/2$ where intra-orbital hopping t_2 is essential for Kitaev interaction[9], while the interference of intra- and inter-orbital exchange $t_2 t_3$ leads to Γ interaction.[10]

It is worthwhile to note that without t_1 , we have $J_o^{(2)} = -J_q^{(2)}$ and Eq. 12 reduces to the result shown in Ref. [18]. Moreover, the bond-independent octupolar interactions without t_1 are AFM. This results in purely quadrupolar order since the AFM octupolar interaction is frustrated on the FCC lattice. However, the introduction of t_1 now causes $J_o^{(2)} \neq J_q^{(2)}$, and also results in FM octupolar interactions (Section IV) which may allow for the possibility of octupolar order. This will be presented after we show the tight binding parameters obtained by DFT.

III. DENSITY FUNCTIONAL THEORY

In this section, we will use DFT to estimate values for the octahedra crystal field splitting (Δ), atomic SOC (ξ), and tight-binding parameters (t_1, t_2, t_3) for Ba_2XOsO_6 ($\text{X} = \text{Mg, Ca}$). They determine J_τ , J_q , and J_o , which will be then used to obtain the classical ground-state order for these materials. Since there has been no observed distortions in these materials, we set $t_4 = 0$ to represent an ideal structure. Here we show the results for $\text{Ba}_2\text{MgOsO}_6$, and similar results are obtained for Ba_2BOsO_6 ($\text{B} = \text{Cd, Ca}$).

The band structures obtained by GGA and GGA+SOC are presented in Fig. 2(a) and (b), respectively, where the Perdew-Burke-Ernzerhof

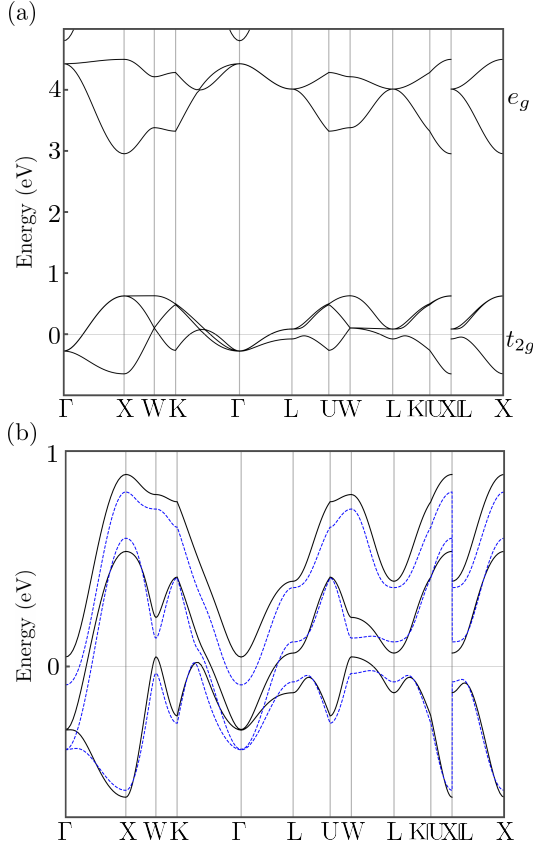


FIG. 2: (a) Band structure of Ba₂MgOsO₆ computed using GGA without SOC. (b) Solid black lines represent the band structure of Ba₂MgOsO₆ around the Fermi energy computed using GGA+SOC. Dashed blue lines denote the tight-binding bands with $\xi = 0.25$ eV and tight-binding parameters obtained using the MLWF derived from DFT for Ba₂MgOsO₆.

functional[40, 41] and an $8 \times 8 \times 8$ k-grid are used. The bands well below the Fermi energy are dominated by contributions from Ba, Mg and O, while the bands around the Fermi energy mainly arise from the Os atoms. The orbital composition of the bands near the Fermi energy are dominated by the t_{2g} orbitals and the e_g lie around 4 eV, giving us an estimation for the octahedra crystal field splitting, $\Delta \sim 4$ eV. We also determine the tight binding parameters using maximally localized Wannier functions (MLWF) generated from OpenMX.[42–44]

Fig. 2(b) shows how t_{2g} bands near the Fermi energy are modified by the finite SOC. The black solid line represents the band structure obtained by GGA + SOC. By fitting the n.n. tight-binding bands to the GGA+SOC bands from DFT, we estimate $\xi \approx 0.25$ eV. The blue dashed line in Fig. 2(b) represents the band structure obtained by the tight binding parameters (listed in Table I) with $\xi = 0.25$ eV.

We also estimate the splitting between the doublet and

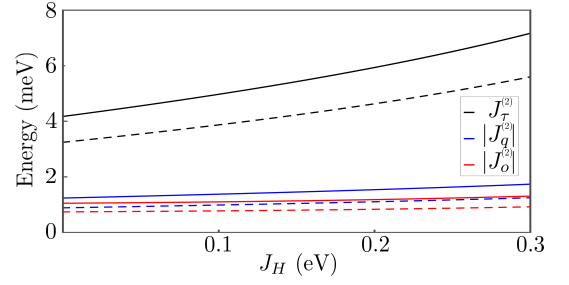


FIG. 3: Exchange parameters for Ba₂BOsO₆ as a function of J_H with fixed $\xi = 0.25$ eV. Note that we plot $|J_o^{(2)}|$ and $|J_q^{(2)}|$. The solid and dashed lines denote B=Mg and Ca, respectively.

triplet Δ_c . Taking $U = 2.5$ eV and $J_H = 0.25$ eV, which are typical for 5d transition metal materials[3, 45] and $\Delta = 4$ eV, we find the non-Kramers doublet and triplet splitting $\Delta_c \sim 22$ meV by numerically diagonalizing Eq. 1 including the e_g orbitals. This estimation can be compared to recent inelastic neutron scattering results which suggests Δ_c is approximately 10-20 meV[28].

Finally, J_τ , J_q and J_o , are shown in Table I. Notice that $J_\tau^{(2)}$, which contributes to the bond-dependent quadrupolar interactions, is the dominant interaction which is approximately four times larger than the bond-independent FM octupolar and FM quadrupolar interactions. $J_\tau^{(4)}$ shows the suppression of the quadrupolar interaction by taking into account fourth order processes via the triplet states (see Table I); this brings these systems much closer to the FM octupolar phase boundary (see Fig. 6). The suppression of the quadrupolar interaction in Ba₂MgOsO₆ is large enough to push this compound across the phase boundary from the AFM type-I quadrupole phase to a FM octupole phase (Fig. 6). Due to the reduced t_3 in Ba₂BOsO₆ (B = Ca, Cd), the suppression of the quadrupolar interaction is not as large and both of these compounds remain in the AFM type-I quadrupole phase (Fig. 6).

B	t_3	t_2	t_1	$J_\tau^{(2)}$	$J_q^{(2)}$	$J_o^{(2)}$	$J_\tau^{(4)}$	$J_q^{(4)}$	$J_o^{(4)}$
Mg	-140	19.1	17.2	4.4	-1.3	-1.1	2.8	-1.5	-1.1
Ca	-125	16.9	13.6	3.4	-0.93	-0.78	2.4	-1.0	-0.8
Cd	-88.8	17.5	13.6	1.9	-0.68	-0.51	1.6	-0.7	-0.5

TABLE I: Hopping integral and exchange integral energies for Ba₂BOsO₆ (B = Mg, Ca, Cd). All values are written in meV. The exchange integrals J_τ , J_q and J_o are denoted by a superscript (2) or (4) to denote if they were computed using second or fourth order perturbation theory respectively.

These exchange parameters depend on the Hund's coupling, even though we omitted it in the analytical expres-

sion in Eq. 9. To show its impact on them, we show their dependence on J_H in Fig. 3. Note that AFM J_τ becomes stronger as J_H increases. This will be discussed in the following section when we present the classical ground state using the exchange parameters in Table 1.

IV. CLASSICAL MONTE-CARLO SIMULATIONS

In this section, we determine the classical ground state order of our spin model using Monte Carlo simulations and give an estimate for the transition temperature. We use a classical Monte-Carlo algorithm known as simulated annealing; our simulated annealing code is based on the framework provided by the ALPS project [46–48]. We used a $N = 1728$ site cluster ($12 \times 12 \times 12$ primitive unit cells) with periodic boundary conditions. Once the system thermalized at a temperature of interest, 10^5 measurements were acquired with 500 sweeps between each measurement.

A. Exchange integrals without triplet contributions

The resulting order for Ba_2BOsO_6 ($B = \text{Mg}, \text{Ca}, \text{Cd}$), using the exchange parameters obtained from second order perturbation theory ($J_\tau^{(2)}$, $J_q^{(2)}$, and $J_o^{(2)}$), is quadrupolar AFM type-I order. The order parameter is measured by the thermal average $\langle n \rangle$ where $n = \sqrt{\sum_{ij} e^{i\mathbf{q} \cdot (\mathbf{r}_i - \mathbf{r}_j)} \mathbf{s}_i \cdot \mathbf{s}_j}$ where $\mathbf{q} = (0, 0, 2\pi/a)$. A plot of order parameter denoted by the red line as a function of temperature is shown in Fig. 4(a). There is a sharp jump at the transition temperature $T_{c1} = 1.07J_\tau$ indicating a first order transition. The susceptibility is measured by $\chi_n \propto \langle n^2 \rangle - \langle n \rangle^2$ denoted by the blue line which shows a peak at the transition temperature. This order is expected since the quadrupolar and octupolar FM terms are approximately 4 times smaller than the J_τ term which we have shown in an earlier work, carries a quadrupolar AFM type-I order on the FCC lattice [18]. This order is also observed using the exchange interactions at a finite Hund's coupling ($J_H = 0.25$ eV) and fixed SOC ($\xi = 0.25$ eV).

Surprisingly, there is an additional shoulder above T_{c1} which eventually disappears above $T_{c2} (\sim 1.25J_\tau)$. To understand the nature of the shoulder, we compute the quadrupole-quadruple correlation among moments within the same sublattice, i.e., $\langle n_s \rangle = \langle \sqrt{\sum_{ij \in A} \mathbf{s}_i \cdot \mathbf{s}_j} \rangle$ where $\mathbf{s} = s_x \hat{x} + s_z \hat{z}$ and i and j belong to a same sublattice A . Its associated order parameter is shown in the grey line $\langle n_s \rangle$ as shown in Fig. 4(a). This implies that there is a partial order, where the stripy quadrupole ordered pattern is lost within the unit cell, while keeping the long-range order between unit cells. This can be contrasted with the pure J_τ model (with $J_o, J_q = 0$), which only undergoes a single first order phase transition.[18]

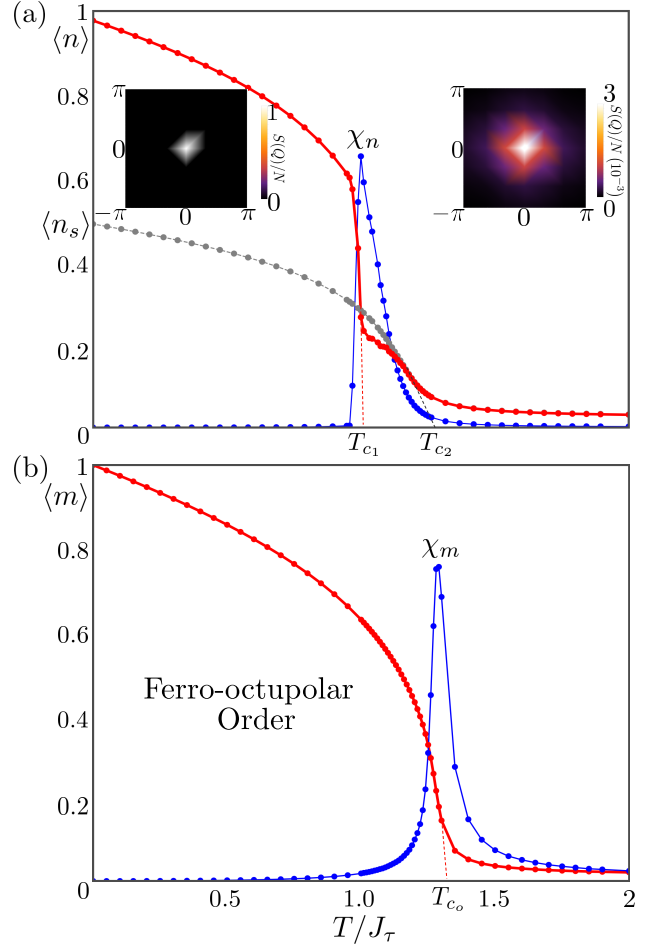


FIG. 4: (a) AFM Type-I order parameter $\langle n \rangle$ and the susceptibility χ_n as a function of temperature (T) with $J_\tau = 1$ are shown by the red and blue lines, respectively. The other order parameter measured by the correlation among the same sublattice $\langle n_s \rangle$ is shown by the grey line, indicating the same sublattice correlation appears at $T_{c2} \sim 1.25J_\tau$, while the long-range type-I AFM occurs only below $T_{c1} \sim 1.07J_\tau$. The static structure factors $S(\mathbf{q})$ at fixed $q_z = 2\pi$ in the AFM ordered and partial ordered phases are shown in the left and right insets, respectively. The maximum intensity of $S(\mathbf{q})$ in the partial order phase is 3×10^{-3} . This plot was computed using $J_\tau^{(2)}$, $J_q^{(2)}$ and $J_o^{(2)}$ for $\text{Ba}_2\text{MgOsO}_6$. (b) FM order parameter $\langle m \rangle$ and the susceptibility χ_m as a function of temperature (T) with $J_\tau = 1$ are shown by red and blue lines respectively. This plot was computed including triplet processes (using $J_\tau^{(4)}$, $J_q^{(4)}$ and $J_o^{(4)}$) for $\text{Ba}_2\text{MgOsO}_6$.

The static structure factors $S(\mathbf{q})$ for fixed $q_z = 2\pi$ in the type-I AF at $T = 0$ and partial ordered phases at $T = 1.07J_\tau$ are also plotted in the inset of Fig. 4(a); we set $a \equiv 1$, the side length of FCC unit cell. As expected, there is a sharp delta-function feature at $(0, 0, 2\pi)$ inside the type-I AFM order and the moments are all in

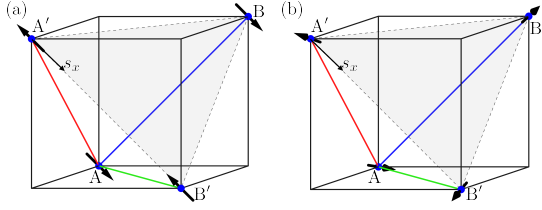


FIG. 5: (a) Stripy quadrupole order and (b) partially ordered quadrupolar state at $T = 1.07J_\tau$, with exchange integral energies equal to those in Table 1 for $\text{Ba}_2\text{MgOsO}_6$. A, A', B, B' label the four different moments within FM sublattices, and the pseudospin x-axis is denoted s_x . The same phase is observed for $\text{Ba}_2\text{CaOsO}_6$, in similar temperature regime.

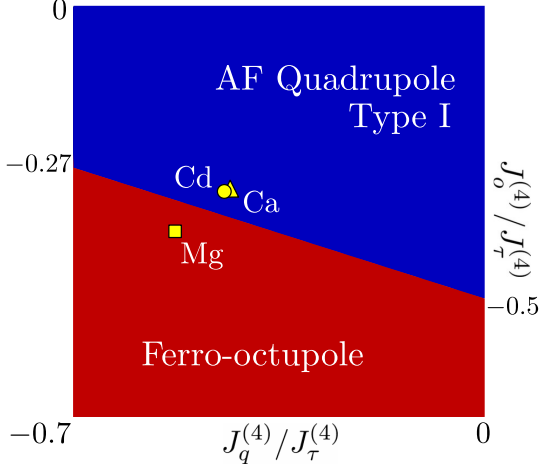


FIG. 6: Zero temperature phase diagram of Eq. 12 in a parameter regime relevant for Ba_2BOsO_6 ($B = \text{Mg, Ca, Cd}$). The square, triangle and circle correspond to the exchange integrals including fourth order triplet processes ($J_\tau^{(4)}$, $J_q^{(4)}$, and $J_o^{(4)}$) for $\text{Ba}_2\text{MgOsO}_6$, $\text{Ba}_2\text{CaOsO}_6$ and $\text{Ba}_2\text{CdOsO}_6$ respectively.

the plane perpendicular to the $[111]$ -axis implying the quadrupolar order. On the other hand, the static structure factor inside the partial order shows the blur feature maximized around $(0, 0, 2\pi)$ with the maximum intensity of 3×10^{-3} indicating type-I AFM order is lost.

To understand the nature of the partial order, we compute the averaged quadrupole moment in this phase, which appears immediately after first phase transition T_{c1} and below T_{c2} . The averaged moment is shown in Fig. 5. Due to thermal fluctuations, the moment fluctuates widely within the plane, but it has a finite moment on average. The new partially ordered phase has four different moments inside the FCC unit cell, which then repeat forming FM ordering among the same sublattices. This order along with the sublattices (A, A', B, B') are shown in Fig. 5. This result was obtained using classical Monte Carlo with a 1372 site cluster ($7 \times 7 \times 7$ conventional unit cells each with 4 sites) at $T = 1.07J_\tau$. This figure

shows the average spin configuration over 10^5 sweeps. All pseudospins lie within the $[111]$ plane, and thus this order is purely quadrupolar. On average, moments on the A sublattice make a 42° angle with the s_x axis, and the angle between moments on the A and A' is 190° . Moments on the B sublattice make a 98° angle with the s_x axis, and the angle between moments on the B and B' is 173° .

B. Exchange integrals including triplet contributions

The zero temperature phase diagram computed with CMC, using the exchange integrals including the triplet processes which appears at fourth order ($J_\tau^{(4)}$, $J_q^{(4)}$, and $J_o^{(4)}$), is shown in Fig. 6. The resulting order for $\text{Ba}_2\text{MgOsO}_6$ is FM octupolar order; consistent with other recent studies on these materials [49, 50]. The FM order parameter is given by the thermal average $\langle m \rangle$, where $m = \sqrt{\sum_{ij} \mathbf{s}_i \cdot \mathbf{s}_j}$, and is plotted in red along with its susceptibility $\chi_m \propto \langle m^2 \rangle - \langle m \rangle^2$ in blue (Fig. 4(b)). The long-range FM octupolar order sets in at temperatures below $T_{co} \sim 1.4J_\tau$. Note this order is stabilized at a higher temperature than the AFM Type-I quadrupolar order because FM interactions are not frustrated on the FCC lattice and are thus more resistant to thermal fluctuations.

However both Ba_2BOsO_6 ($B = \text{Ca, Cd}$), even including triplet contributions which suppresses the quadrupolar interactions, exhibit AFM Type-I quadrupole ground-states at zero temperature; this can be contrasted to [49, 50] which predict a more negative J_o , and FO octupolar order for $\text{Ba}_2\text{CaOsO}_6$. This discrepancy is likely caused by our result only including processes via the triplet up to fourth order. Moreover, [49] uses a smaller value for Δ_c for $\text{Ba}_2\text{CaOsO}_6$ which will further suppress our quadrupolar interactions and bring $\text{Ba}_2\text{CaOsO}_6$ even closer to the FM octupolar boundary.

V. SUMMARY AND DISCUSSION

In summary, we find that the *interference* of two intra-orbital hopping processes generates FM octupolar interactions, which dominates over the other contributions leading to AFM interaction, and the overall octupolar interaction is thus FM type. This exchange process also contributes to the bond-independent quadrupolar interactions, which competes with the FM octupole order. The origin of such bond-dependent and -independent exchange interactions can be traced back to the shape of the doublet wavefunctions. Using *ab-initio* calculations, we determine the SOC and tight binding parameters which in turn determine the strengths of the exchange interactions of the pseudospin model. For Ba_2BOsO_6 where $B = \text{Mg, Cd, Ca}$, we find FM octupolar interactions together

with FM bond-independent and AFM bond-dependent quadrupolar interactions.

We used classical Monte Carlo simulations to determine the classical ground state for these double perovskites. When processes via the triplet were ignored, we found the AFM type-I quadrupolar order with an ordering temperature to be approximately $T_{c1} \sim 50K$, despite octupolar FM exchange interactions. Just above T_{c1} , there is a partial quadrupolar order between T_{c1} and T_{c2} where the stripy pattern within the unit cell is lost, while a long-range correlation among the same sublattice, i.e, FM sublattice is preserved. When exchange processes via the triplet are considered using fourth order perturbation theory, we find FM octupolar order in Ba_2MgOsO_6 and that AFM type-I quadrupolar order persists in Ba_2BOsO_6 ($B = Ca, Cd$).

We find that octupolar order can be achieved with $J_q = -0.30J_\tau$ (like in the case for Ba_2MgOsO_6), when $J_o < -0.41J_\tau$. If one can reduce J_q slightly, the threshold to achieve octupolar order is moved closer to the value of J_o for Ba_2MgOsO_6 . This implies that these materials exist in a parameter regime close to octupolar FM order. However, this also suggests that coupling to the lattice through distortions may become significant

and amplify the quadrupolar interactions via Jahn-Teller coupling. Its relation to the internal magnetic field reported by μSR measurements is a puzzle for future study. Due to strong SOC, the coupling to the lattice would be strong, and quantifying such effects remain to be studied further. Another interesting direction is designing new materials exhibiting an intriguing pattern of vortex quadrupole and ferri-octupolar order[18]. Theoretically this can be achieved by tuning inter-orbital t_1 to be negligible, while enhancing inter-orbital t_2 . Synthesizing such new material is an excellent project for future studies.

ACKNOWLEDGMENTS

We would like to thank G. Khaliullin, P. Stavropoulos, B. Gaulin for useful discussions. H.Y.K. acknowledges support from the NSERC Discovery Grant No. 06089-2016, and support from CIFAR and the Canada Research Chairs Program. Computations were performed on the Niagara supercomputer at the SciNet HPC Consortium. SciNet is funded by: the Canada Foundation for Innovation under the auspices of Compute Canada; the Government of Ontario; Ontario Research Fund - Research Excellence; and the University of Toronto.

-
- [1] G. Khaliullin, Orbital order and fluctuations in Mott insulators, *Progress of Theoretical Physics Supplement* **160**, 155 (2005).
 - [2] W. Witczak-Krempa, G. Chen, Y. B. Kim, and L. Balents, Correlated quantum phenomena in the strong spin-orbit regime, *Annual Review of Condensed Matter Physics* **5**, 57 (2014).
 - [3] J. G. Rau, E. K.-H. Lee, and H.-Y. Kee, Spin-orbit physics giving rise to novel phases in correlated systems: Iridates and related materials, *Annual Review of Condensed Matter Physics* **7**, 195 (2016).
 - [4] S. M. Winter, A. A. Tsirlin, M. Daghofer, J. van den Brink, Y. Singh, P. Gegenwart, and R. Valentí, Models and materials for generalized Kitaev magnetism, *Journal of Physics: Condensed Matter* **29**, 493002 (2017).
 - [5] M. Hermanns, I. Kimchi, and J. Knolle, Physics of the Kitaev model: Fractionalization, dynamic correlations, and material connections, *Annual Review of Condensed Matter Physics* **9**, 17 (2018), <https://doi.org/10.1146/annurev-conmatphys-033117-053934>.
 - [6] H. Takagi, T. Takayama, G. Jackeli, G. Khaliullin, and S. E. Nagler, Concept and realization of kitaev quantum spin liquids, *Nature Reviews Physics* **1**, 264 (2019).
 - [7] T. Takayama, J. Chaloupka, A. Smerald, G. Khaliullin, and H. Takagi, Spin-orbit-entangled electronic phases in 4d and 5d transition-metal compounds, *Journal of the Physical Society of Japan* **90**, 062001 (2021), <https://doi.org/10.7566/JPSJ.90.062001>.
 - [8] A. Kitaev, Anyons in an exactly solved model and beyond, *Annals of Physics* **321**, 2 (2006).
 - [9] G. Jackeli and G. Khaliullin, Mott Insulators in the Strong Spin-Orbit Coupling Limit: From Heisenberg to a Quantum Compass and Kitaev Models, *Phys. Rev. Lett.* **102**, 017205 (2009).
 - [10] J. G. Rau, E. K.-H. Lee, and H.-Y. Kee, Generic Spin Model for the Honeycomb Iridates beyond the Kitaev Limit, *Phys. Rev. Lett.* **112**, 077204 (2014).
 - [11] H. Liu and G. Khaliullin, Pseudospin exchange interactions in d^7 cobalt compounds: Possible realization of the Kitaev model, *Phys. Rev. B* **97**, 014407 (2018).
 - [12] H. Liu, J. c. v. Chaloupka, and G. Khaliullin, Kitaev Spin Liquid in 3d Transition Metal Compounds, *Phys. Rev. Lett.* **125**, 047201 (2020).
 - [13] R. Sano, Y. Kato, and Y. Motome, Kitaev-Heisenberg Hamiltonian for high-spin d^7 Mott insulators, *Phys. Rev. B* **97**, 014408 (2018).
 - [14] D. Fiore Mosca, L. V. Pourovskii, B. H. Kim, P. Liu, S. Sanna, F. Boscherini, S. Khmelevskiy, and C. Franchini, Interplay between multipolar spin interactions, Jahn-Teller effect, and electronic correlation in a $J_{\text{eff}} = \frac{3}{2}$ insulator, *Phys. Rev. B* **103**, 104401 (2021).
 - [15] L. V. Pourovskii and S. Khmelevskiy, Quadrupolar superexchange interactions, multipolar order, and magnetic phase transition in UO_2 , *Phys. Rev. B* **99**, 094439 (2019).
 - [16] S.-T. Pi, R. Nanguneri, and S. Savrasov, Anisotropic multipolar exchange interactions in systems with strong spin-orbit coupling, *Phys. Rev. B* **90**, 045148 (2014).
 - [17] S.-T. Pi, R. Nanguneri, and S. Savrasov, Calculation of Multipolar Exchange Interactions in Spin-Orbital Coupled Systems, *Phys. Rev. Lett.* **112**, 077203 (2014).
 - [18] G. Khaliullin, D. Churchill, P. P. Stavropoulos, and H.-Y. Kee, Exchange interactions, jahn-teller coupling, and multipole orders in pseudospin one-half $5d^2$ mott insula-

- tors, Phys. Rev. Research **3**, 033163 (2021).
- [19] P. Fazekas, *Lecture Notes on Electron Correlation and Magnetism* (WORLD SCIENTIFIC, 1999).
- [20] G. Chen, R. Pereira, and L. Balents, Exotic phases induced by strong spin-orbit coupling in ordered double perovskites, Phys. Rev. B **82**, 174440 (2010).
- [21] G. Chen and L. Balents, Spin-orbit coupling in d^2 ordered double perovskites, Phys. Rev. B **84**, 094420 (2011).
- [22] K. Kubo and T. Hotta, Multipole ordering in f-electron systems, Physica B: Condensed Matter **378-380**, 1081 (2006), proceedings of the International Conference on Strongly Correlated Electron Systems.
- [23] P. Santini, S. Carretta, G. Amoretti, R. Caciuffo, N. Magnani, and G. H. Lander, Multipolar interactions in f-electron systems: The paradigm of actinide dioxides, Rev. Mod. Phys. **81**, 807 (2009).
- [24] Y. Kuramoto, H. Kusunose, and A. Kiss, Multipole orders and fluctuations in strongly correlated electron systems, Journal of the Physical Society of Japan **78**, 072001 (2009), <https://doi.org/10.1143/JPSJ.78.072001>.
- [25] T. Hotta, Microscopic theory of multipole ordering in f-electron systems, Physics Research International **2012**, 762798 (2012).
- [26] K. I. Kugel' and D. I. Khomskii, The jahn-teller effect and magnetism: transition metal compounds, Soviet Physics Uspekhi **25**, 231 (1982).
- [27] S. Voleti, D. D. Maharaj, B. D. Gaulin, G. Luke, and A. Paramakanti, Multipolar magnetism in d-orbital systems: Crystal field levels, octupolar order, and orbital loop currents, Phys. Rev. B **101**, 155118 (2020).
- [28] D. D. Maharaj, G. Sala, M. B. Stone, E. Kermarrec, C. Ritter, F. Fauth, C. A. Marjerrison, J. E. Greedan, A. Paramakanti, and B. D. Gaulin, Octupolar versus n el order in cubic $5d^2$ double perovskites, Phys. Rev. Lett. **124**, 087206 (2020).
- [29] A. Paramakanti, D. D. Maharaj, and B. D. Gaulin, Octupolar order in d-orbital mott insulators, Phys. Rev. B **101**, 054439 (2020).
- [30] C. A. Marjerrison, C. M. Thompson, A. Z. Sharma, A. M. Hallas, M. N. Wilson, T. J. S. Munsie, R. Flacau, C. R. Wiebe, B. D. Gaulin, G. M. Luke, and J. E. Greedan, Magnetic ground states in the three Os^{6+} ($5d^2$) double perovskites Ba_2MOsO_6 ($M = \text{Mg}, \text{Zn}, \text{and Cd}$) from N el order to its suppression, Phys. Rev. B **94**, 134429 (2016).
- [31] S. Vasala and M. Karppinen, $\text{A}_2\text{BB}'\text{O}_6$ perovskites: A review, Progress in Solid State Chemistry **43**, 1 (2015).
- [32] D. Hirai, H. Sagayama, S. Gao, H. Ohsumi, G. Chen, T.-h. Arima, and Z. Hiroi, Detection of multipolar orders in the spin-orbit-coupled $5d$ Mott insulator $\text{Ba}_2\text{MgReO}_6$, Phys. Rev. Research **2**, 022063 (2020).
- [33] C. M. Thompson, J. P. Carlo, R. Flacau, T. Aharen, I. A. Leahy, J. R. Pollicemi, T. J. S. Munsie, T. Medina, G. M. Luke, J. Munevar, S. Cheung, T. Goko, Y. J. Uemura, and J. E. Greedan, Long-range magnetic order in the $5d^2$ double perovskite $\text{Ba}_2\text{CaOsO}_6$: comparison with spin-disordered Ba_2YReO_6 , Journal of Physics: Condensed Matter **26**, 306003 (2014).
- [34] G. J. Nilsen, C. M. Thompson, C. Marjerisson, D. I. Badrtdinov, A. A. Tsirlin, and J. E. Greedan, Magnetic order and multipoles in the $5d^2$ rhenium double perovskite Ba_2YReO_6 , Phys. Rev. B **103**, 104430 (2021).
- [35] M. A. de Vries, A. C. McLaughlin, and J.-W. G. Bos, Valence Bond Glass on an fcc Lattice in the Double Perovskite Ba_2YMoO_6 , Phys. Rev. Lett. **104**, 177202 (2010).
- [36] O. Mustonen, S. Vasala, E. Sadrollahi, K. P. Schmidt, C. Baines, H. C. Walker, I. Terasaki, F. J. Litterst, E. Baggio-Saitovitch, and M. Karppinen, Spin-liquid-like state in a spin-1/2 square-lattice antiferromagnet perovskite induced by $d^{10}-d^0$ cation mixing, Nature Communications **9**, 1085 (2018).
- [37] Y. K. Wakabayashi, Y. Krockenberger, N. Tsujimoto, T. Boykin, S. Tsuneyuki, Y. Taniyasu, and H. Yamamoto, Ferromagnetism above 1000 K in a highly cation-ordered double-perovskite insulator Sr_3OsO_6 , Nature Communications **10**, 535 (2019).
- [38] X. Zhao, P.-j. Guo, F. Ma, and Z.-Y. Lu, Coexistence of topological weyl and nodal-ring states in ferromagnetic and ferrimagnetic double perovskites, Phys. Rev. B **103**, 085138 (2021).
- [39] F. Mila and K. P. Schmidt, Strong-Coupling Expansion and Effective Hamiltonians, in *Introduction to Frustrated Magnetism* (Springer Berlin Heidelberg, 2010) pp. 537–559.
- [40] J. P. Perdew, A. Ruzsinszky, G. I. Csonka, O. A. Vydrov, G. E. Scuseria, L. A. Constantin, X. Zhou, and K. Burke, Restoring the density-gradient expansion for exchange in solids and surfaces, Phys. Rev. Lett. **100**, 136406 (2008).
- [41] J. P. Perdew, A. Ruzsinszky, G. I. Csonka, O. A. Vydrov, G. E. Scuseria, L. A. Constantin, X. Zhou, and K. Burke, Erratum: Restoring the density-gradient expansion for exchange in solids and surfaces, Phys. Rev. Lett. **102**, 039902 (2009).
- [42] M. C. Neale, M. D. Hunter, J. N. Pritikin, M. Zahery, T. R. Brick, R. M. Kirkpatrick, R. Estabrook, T. C. Bates, H. H. Maes, and S. M. Boker, Openmx 2.0: Extended structural equation and statistical modeling, Psychometrika **81**, 535 (2016).
- [43] J. N. Pritikin, M. D. Hunter, and S. M. Boker, Modular open-source software for item factor analysis, Educational and Psychological Measurement **75**, 458 (2015).
- [44] M. D. Hunter, State space modeling in an open source, modular, structural equation modeling environment, Structural Equation Modeling: A Multidisciplinary Journal **25**, 307 (2018), <https://doi.org/10.1080/10705511.2017.1369354>.
- [45] B. Yuan, J. P. Clancy, A. M. Cook, C. M. Thompson, J. Greedan, G. Cao, B. C. Jeon, T. W. Noh, M. H. Upton, D. Casa, T. Gog, A. Paramakanti, and Y.-J. Kim, Determination of hund's coupling in $5d$ oxides using resonant inelastic x-ray scattering, Phys. Rev. B **95**, 235114 (2017).
- [46] A. F. Albuquerque, F. Alet, P. Corboz, P. Dayal, A. Feiguin, S. Fuchs, L. Gamper, E. Gull, S. G rtler, A. Honecker, R. Igarashi, M. K rner, A. Kozhevnikov, A. L uchli, S. R. Manmana, M. Matsumoto, I. P. McCulloch, F. Michel, R. M. Noack, G. Paw owski, L. Pollet, T. Pruschke, U. Schollw ck, S. Todo, S. Trebst, M. Troyer, P. Werner, and S. Wessel, The ALPS project release 1.3: Open-source software for strongly correlated systems, Journal of Magnetism and Magnetic Materials **310**, 1187 (2007).
- [47] B. Bauer, L. D. Carr, H. G. Evertz, A. Feiguin, J. Freire, S. Fuchs, L. Gamper, J. Gukelberger, E. Gull, S. Guertler, A. Hehn, R. Igarashi, S. V. Isakov, D. Koop, P. N. Ma, P. Mates, H. Matsuo, O. Parcollet, G. Paw owski, J. D. Picon, L. Pollet, E. Santos, V. W. Scarola, U. Schollw ck, C. Silva, B. Surer, S. Todo,

- S. Trebst, M. Troyer, M. L. Wall, P. Werner, and S. Wessel, The ALPS project release 2.0: open source software for strongly correlated systems, *Journal of Statistical Mechanics: Theory and Experiment* **2011**, P05001 (2011).
- [48] M. Troyer, B. Ammon, and E. Heeb, Parallel Object Oriented Monte Carlo Simulations, in *Computing in Object-Oriented Parallel Environments* (Springer Berlin Heidelberg, 1998) pp. 191–198.
- [49] L. V. Pourovskii, D. F. Mosca, and C. Franchini, Ferrooctupolar Order and Low-Energy Excitations in d^2 Double Perovskites of Osmium, *Phys. Rev. Lett.* **127**, 237201 (2021).
- [50] S. Voleti, A. Haldar, and A. Paramakanti, Octupolar order and Ising quantum criticality tuned by strain and dimensionality: Application to d -orbital Mott insulators, *Phys. Rev. B* **104**, 174431 (2021).

Appendix A: Fourth order perturbation theory including virtual processes via triplet states

At fourth order perturbation theory, the dominant processes are those which connect the non-Kramers doublet to the excited T_{2g} triplet. Processes via the triplet simultaneously suppresses the AFM J_τ term and enhances the FM J_o term. The exchange integrals including triplet processes are shown below. Notice these reduce to $J_\tau^{(2)}$, $J_q^{(2)}$, $J_o^{(2)}$ when the fourth order processes are removed.

$$\begin{aligned}
 J_\tau^{(4)} &= \frac{4t_3^2}{9U} \left[1 - \frac{3t_3(t_3 - t_1) + 2t_2^2}{3U\Delta_c} \right. \\
 &\quad \left. - \frac{2(t_3(7t_3 - 22t_1) + 15t_2^2 + 33t_1^2)}{9U^2} \right] \\
 &\quad - \frac{8t_1t_3}{9U} \left(1 - \frac{4t_2^2 + 3t_1^2}{6U\Delta_c} - \frac{30t_2^2 + 28t_1^2}{9U^2} \right) \\
 &\quad + \frac{4t_1^2}{9U} \left(1 - \frac{11t_2^2 + 3t_1^2}{3U\Delta_c} - \frac{30t_2^2 + 20t_1^2}{9U^2} \right) \\
 &\quad - \frac{2t_2^4}{3U^2\Delta_c} \\
 J_q^{(4)} &= \frac{2t_1}{3U} \left[t_1 \left(1 - \frac{12t_3(3t_3 + 2t_1) + 33t_1^2 + 10t_2^2}{24U\Delta_c} \right. \right. \\
 &\quad \left. \left. - \frac{18t_3(t_3 + 4t_1) + 36t_1^2 + 4t_2^2}{9U^2} \right) \right. \\
 &\quad \left. + 2t_3 \left(1 - \frac{3t_3^2 + 2t_2^2}{12U\Delta_c} - \frac{18t_3^2 + 32t_2^2}{9U^2} \right) \right] \\
 &\quad - \frac{2t_2^2}{3U} \left(1 + \frac{2t_3^2 + 7t_2^2}{8U\Delta_c} - \frac{14t_3^2 + 36t_2^2}{9U^2} \right) \\
 &\quad - \frac{t_3^4}{12U^2\Delta_c} \\
 J_o^{(4)} &= \frac{2t_1}{3U} \left[t_1 \left(1 + \frac{3t_3(t_3 - 2t_1) + 68t_2^2 + 3t_1^2}{12U\Delta_c} \right. \right. \\
 &\quad \left. \left. - \frac{18t_3(t_3 + 4t_1) + 36t_1^2 + 56t_2^2}{9U^2} \right) \right. \\
 &\quad \left. + 2t_3 \left(1 + \frac{11t_2^2}{12U\Delta_c} - \frac{18t_3^2 + 28t_2^2}{9U^2} \right) \right] \\
 &\quad + \frac{2t_2^2}{3U} \left(1 + \frac{2t_3^2 + 3t_2^2}{4U\Delta_c} - \frac{14t_3^2 + 36t_2^2}{9U^2} \right)
 \end{aligned}
 \tag{A1}$$