

Rethinking Crowdsourcing Annotation: Partial Annotation with Salient Labels for Multi-Label Image Classification

Jianzhe Lin, Tianze Yu, Z. Jane Wang

The University of British Columbia

Abstract

Annotated images are required for both supervised model training and evaluation in image classification. Manually annotating images is arduous and expensive, especially for multi-labeled images. A recent trend for conducting such labour-intensive annotation tasks is through crowdsourcing, where images are annotated by volunteers or paid workers online (e.g., workers of Amazon Mechanical Turk) from scratch. However, the quality of crowdsourcing image annotations cannot be guaranteed, and incompleteness and incorrectness are two major concerns for crowdsourcing annotations. To address such concerns, we have a rethinking of crowdsourcing annotations: Our simple hypothesis is that if the annotators only partially annotate multi-label images with salient labels they are confident in, there will be fewer annotation errors and annotators will spend less time on uncertain labels. As a pleasant surprise, with the same annotation budget, we show a multi-label image classifier supervised by images with salient annotations can outperform models supervised by fully annotated images. Our method contributions are 2-fold: An active learning way is proposed to acquire salient labels for multi-label images; and a novel Adaptive Temperature Associated Model (ATAM) specifically using partial annotations is proposed for multi-label image classification. We conduct experiments on practical crowdsourcing data, the Open Street Map (OSM) dataset and benchmark dataset COCO 2014. When compared with state-of-the-art classification methods trained on fully annotated images, the proposed ATAM can achieve higher accuracy. The proposed idea is promising for crowdsourcing data annotation. Our code will be publicly available.

Introduction

Increasing amount of images has been generated during the last decades. Manually annotating such images is a challenging task. For example, the well-known OpenImages test set will cost \$6.5M for precise annotations, and only less than 1% OpenImages data are with annotations. The unannotated data are generally ignored when training a supervised learning model.

Generally, supervised or semi-supervised models trained on more annotated data have better generalization abilities on new data. Efficiently annotating unlabeled data is

Copyright © 2022, Association for the Advancement of Artificial Intelligence (www.aaai.org). All rights reserved.

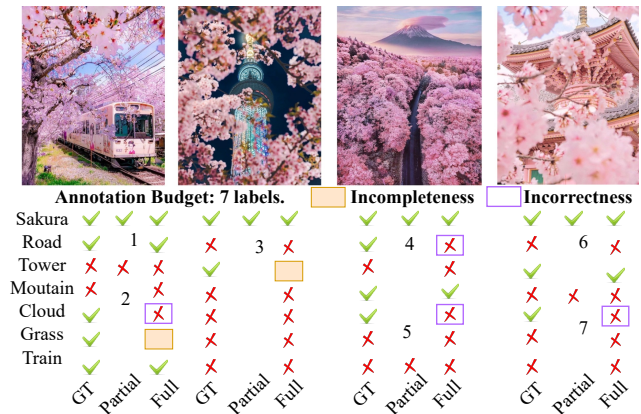


Figure 1: An illustrative comparison of partial and full crowdsourcing image annotations. GT means ground truth. Our rethinking is motivated by the following: (a) With the same annotation budget (e.g., 7 labels), either one image is fully annotated or 4 images are partially annotated efficiently/confidently with salient labels; (b) The full annotation task is more difficult. When fully annotating an image, incompleteness and incorrectness problems are common.

important, yet difficult, especially for multi-label scenes. Providing clean, multi-label annotations manually for large datasets has long been a challenging task.

A recent trend for image annotations is resorting to crowdsourcing data, such as OpenStreetMap (OSM). OSM is an editable map that is built and annotated by volunteers from scratch. However, the quality of such a manually annotated map may not be satisfying. Incompleteness and incorrectness are two primary concerns, as illustrated in the examples in Fig. 1. Another famous crowdsourcing system is Amazon Mechanical Turk (AMT), where users (known as Taskmasters) submit their annotations in exchange for small payments. However such annotations may not be reliable.

The quality of annotations could be influenced by two main factors, i.e., the annotator’s reliability (Aydin et al. 2014; Demartini, Difallah, and Cudré-Mauroux 2012; Karger, Oh, and Shah 2011; Li et al. 2014; Liu et al. 2012a) and the task’s difficulty level (Lakshminarayanan and Teh 2013; Li and Bampis 2017; Li et al. 2020). Reliable anno-

tators will assign the labels seriously, while unreliable ones could pick the labels carelessly in less than 10 seconds. The task’s difficulty level is a major reason for label noises in crowdsourcing data. Since for a crowdsourcing platform, the annotator’s reliability is hard to control, our rethinking of crowdsourcing annotation is mainly about the annotation task itself.

In this paper, we have a rethinking of efficient and trustworthy crowdsourcing image annotation. We believe that the annotators do not need to fully annotate the images with all labels as in the traditional way. It’s preferred that they partially annotate the images with the most salient labels. Annotating in this way can save the annotators the trouble of deciding uncertain labels. As they only annotate the labels they are confident in, the quality of annotations will be better and there will be fewer incompleteness/incorrectness cases. An example of partially annotating the salient labels against full annotations is shown in Fig. 1. The major contributions of this paper are as follows:

- We propose a partial crowdsourcing annotation idea. Volunteers/workers are required to annotate the assigned annotation budget (e.g., the total number of labels), instead of annotating the assigned number of images.
- We propose a novel active learning approach for salient label sampling. We therefore for the first time create the partially annotated datasets with salient labels.
- We propose a novel partial annotation learning algorithm, named the Adaptive Temperature Associated Model (ATAM), for multi-label image classification.
- We experimentally verify that, given the same annotation budget, the proposed classification model trained on partially annotated images outperforms the model trained with fully labeled images.

Related Work

Crowdsourcing image annotation

Crowdsourcing services have facilitated scientists in collecting large-scale ground-truth labels (Aydin et al. 2014; Fan et al. 2015). There are many crowdsourcing platforms, such as Amazon Mechanical Turk, which has recruited more than 500K workers from 190 countries for annotation tasks (Zheng et al. 2017; Callison-Burch 2009). However, due to the openness of crowdsourcing, the annotators may yield low-quality annotations with noisy labels. Obtaining clean data with real ground-truth labels from the noisy labels remains a challenging topic (Davidson et al. 2013; Guo, Parameswaran, and Garcia-Molina 2012; Venetis et al. 2012; Zhang, Li, and Feng 2016). Such a crowdsourcing strategy might have two potential problems. First, different annotators might have different credibility and different backgrounds. For instance, an experienced annotator is more likely to provide high-quality annotations than an inexperienced annotator. Treating each annotator equally is not a wise way (Dawid and Skene 1979; Demartini, Difallah, and Cudré-Mauroux 2012; Li et al. 2014; Liu et al. 2012b; Ma et al. 2015). Second, most typical crowdsourcing strategies

like Majority Voting strategy are based on repeated annotation by multiple annotators to achieve higher annotation accuracy, which would be labor-expensive. In this paper, we provide an alternative way for crowdsourcing image annotations to solve the above problems: The annotators only need to partially assign the salient labels to images which they are most confident in. In this way, fewer annotators are needed for each task, and annotators are more likely to provide high-quality annotations.

Partial multi-label learning (PML)

Multi-label learning has been an active research topic of practical importance, since images collected in the wild are often with more than one label (Tsoumakas and Katakis 2007). The conventional multi-label learning research (Behpour 2018; Lyu, Feng, and Li 2020; Wang, Ding, and Fu 2018) mainly relies on the assumption that a small subset of images with full labels are available for training. However, such an assumption is difficult to satisfy in practice, as manually yielded annotations always suffer from incomplete and incorrect annotation problems, as illustrated in Fig. 1. Such label concerns are especially serious for data annotated in a crowdsourcing way.

It would be much easier if crowdsourcing annotation is only partial. With the emerging area of partial multi-label learning, it becomes possible for researchers to learn a multi-label classification model from such ambiguous data (Xie and Huang 2020; Sun et al. 2019; Zhang, Yu, and Tang 2017). Traditional methods treat missing labels as negatives during the model training process (Mahajan et al. 2018; Bucak, Jin, and Jain 2011; Sun et al. 2017; Wang et al. 2014; Joulin et al. 2016), while it could still lead to classification performance degradation. To mitigate this problem, a novel approach for partial multi-label learning treats missing labels as a hidden variable via probabilistic models and predicts missing labels via posterior inference (Vasisht et al. 2014; Chu, Yeh, and Wang 2018). Differently, the work in (Misra et al. 2016) treats missing labels as negatives, and then corrects the induced errors by learning a transformation on the output of the multi-label classifier. However, scaling the above models to large datasets is not easy (Deng et al. 2014; Huynh and Elhamifar 2020). Another recent trend for partial multi-label learning can be found in (Dong, Li, and Zhou 2018; Liu, Jin, and Yang 2006; Feng and An 2018), which introduces curriculum learning and bootstrapping to increase the number of annotations. During the model training, this approach uses the partially annotated data and the unannotated data whose labels the classifier is most confident with (Wang et al. 2019; Zhang and Fang 2020). However, such an annotation way might introduce wrong labels that will taint the training data. This problem is called semantic drift. To better mitigate the semantic drift problem, in this paper, we propose a novel image classification model using the partially annotated data. Our motivation here is to soften the strict discrepancy between negative and positive supervisory signals by introducing a novel smoothing factor, as in Fig. 2. To achieve this goal, we simultaneously learn image and label relationships. The proposed model is named the Adaptive Temperature Associated Model (ATAM).

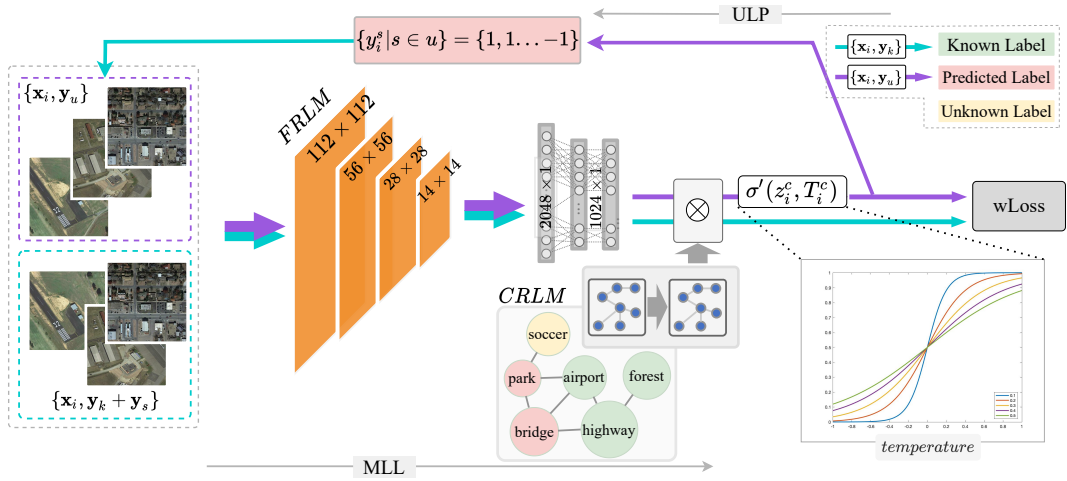


Figure 2: The training model structure of the proposed ATAM framework. The framework uses ResNet as the backbone. The ATAM mainly includes two branches, the Multi-label Learning (MLL) branch and the Unknown Label Prediction (ULP) branch. The MLL has two main modules, the feature representation learning (*FRLM*) module and the category representation learning (*CRLM*) module. Here $wLoss$ is the weighted loss in Eq. (7), and T is the smoothing factor.

Algorithm 1: Active learning for annotation sampling

- 1: **Given:** X_0 with annotation Y_0 , the number of annotations N_t in iteration t , and the annotation budget L_b .
 - 2: **Initialize** the pretrained network with parameter θ fine-tuned by Y_0 .
 - 3: **while** $L_b \geq \sum_{n=1}^t L_n$ **do**
 - 4: $Y_u^t = f(x_i; \theta)|_{i=1}^{N_t}$
 - 5: annotate labels in Y_u^t and update the Y_t with Eq. (1).
 - 6: Get the current number of known labels $\sum_{n=1}^t L_n$.
 - 7: Optimize θ with Y_t .
 - 8: **end while**
-

Data Preparation

This section employs the active learning way to prepare the salient labels for partially annotated multi-label images.

We want to first make clear that partial annotation includes both known and unknown labels (compared with full annotations) at the image level. While at the dataset level, the partially annotated data are used as training data.

Given a training dataset with partial annotation $\{x_i, y_i^k, y_i^u\}_{i=1}^N$, y_i^k and y_i^u denote the known labels and the unknown labels of the input image x_i . Note that the total number of training images N is not a constant. Only if the volume of annotation set Y_K reaches the annotation budget L_b , the annotation process will stop. Suppose we have C categories and $c \in C$ represents a specific category. For a deep network $f(\theta)$ (θ is the network parameters), the predicted annotation $y_i^c = f(x_i; \theta)$. $y_i^c \in \{1, -1, 0\}$ stands for $\{positive, negative, and unknown\}$ of the category c respectively. Y_k and Y_u represent the known label set and the unknown label set.

For the data preparation, we first annotate 50 images with salient labels, represented by X_0 . We use these annotated samples to fine-tune the backbone network (ResNet, as in Fig. 2), which is pre-trained on ImageNet training Dataset already. Then iteratively, we input another 50 samples to

the fine-tuned network and select the labels with the highest prediction confidence to annotate. We assume these labels which are also easiest to recognize to annotators. We further formulate this querying step as:

$$Y_t = Y_{t-1} \cup \{f(x_i; \theta) \geq S\}_{i=1}^{N_t} \quad (1)$$

where S is the confidence of a specific class exists (for positive labels)/not exists (for negative labels) in sample i . We use this parameter for controlling the learning speed of active learning, as the number of labels to annotate in one iteration depends on the value of S . We empirically set it as 0.8. At the querying step t , a new subset N_t (50) of samples will be actively annotated, and their annotations will be added to the current annotation set Y_t . The current annotated data will be further used to fine-tune the backbone network, which will be used for salient label querying in the next iteration. The query process will continue until the volume of the current annotation set Y_t reaches L_b . The detailed procedure is defined in Alg. 1. The data will be sampled and annotated iteratively in this querying-labeling way. Our goal is to generate the final annotation set Y_k (equals to Y_t). Note that during this active learning process, we will ensure for each image at least one positive label is assigned.

Adaptive Temperature Associated Model

To tackle the problem of efficiently utilizing the annotation budget, we proposed a novel algorithm, named the Adaptive Temperature Associated Model (ATAM), for multi-label image classification using partially annotated data. The general flowchart of the proposed model is illustrated in Fig. 2. The framework consists of two main branches: the Multi-label Learning (MLL) branch and Unknown Label Prediction (ULP) branch.

Multi-Label learning (MLL)

For the multi-label learning branch, the goal of this branch is to optimize the framework using the annotations $\{Y_k + Y_s\}$ of the current step, where Y_k is the initial known labels and Y_s is the predicted labels generated by the ULP branch. The MLL branch consists of two modules: the feature representation learning module (*FRLM*) and the category representation learning module (*CRLM*). The *FRLM* module is used to extract the features of the input image x_i , which is a regular CNN as in Fig. 2. The *CRLM* module is introduced to integrate the category information into classification. The general operation routine of the procedure is as follows: A 2048×1 feature vector of the input data x_i is first extracted by the *FRLM* module and fed into two fully connected(FC) layers. Then the output feature vector and the output of GCN(a $1024 \times C$ matrix) are fed to a scalar product layer, whose output is denoted as z_i . z_i will be the input for the final activation layer σ , after which we will get the final predicted labels y_i .

Category representation learning with GCN In multi-label classification, inner correlations between the categories contain important information. To model the category level representation, a Graph Convolution Network (GCN) is introduced. GCN is intended to solve the problem under a non-Euclidean topological graph. Given a graph $\mathcal{G}(V, E)$ with node features and edge features, where V defines a set of nodes, E is a set of edges. For the input of the category representation learning module, GloVe(Pennington, Socher, and Manning 2014) is used to generate the category vectors. The computation graph is generated based on the feature embedding of each node and its neighbors. We follow a common practice to deploy GCN layers:

$$H^{l+1} = \sigma(\hat{A}H^lW^l), \quad (2)$$

where H^l is the hidden representation describing the node's state at layer l for the input x_i , \hat{A} is the normalized correlation matrix, W is a learnable transformation matrix, and σ acts as a non-linear function where we employ LeakyReLU to implement this operation. The correlation matrix \hat{A} here represents the co-occurrence of each two labels. For example, if one sample include both label i and j , then $A_{i,j}$ increase by 1. The final A will be normalized and we will get \hat{A} .

Temperature Integrated ULP

The problem we tackle in the Unknown Label Prediction (ULP) branch is to assign full annotation to the partially annotated training samples, under the limitation of the annotation budget. To be more specific, ULP branch will generate Y_s (as mentioned in the above section) for the unannotated part of the training samples.

Given the output of the last activation layer in MLL $p_i = \{p_i^k, p_i^u\}$ representing the possibilities of occurrence of known labels and unknown labels, the procedure of selecting y_i^s could be formulated as:

$$y_i^s = -\mathbb{1}[p_i^u < (1 - \beta)] \cup \mathbb{1}[p_i^u \geq \beta], \quad (3)$$

Here we empirically set β as 0.8, and we start to generate y_s after around 10 epochs of training. The newly generated y_s in each epoch are regarded as pseudo ground truth and combined with Y_k as $\{Y_k + Y_s\}$, which will be used for the following training process.

There exist two problems in the classification procedure. First, we need to improve the confidence level of Y_s as the output Y_s at the very beginning is not valid enough; Second, there must be some difficult labels whose occurrence possibilities will always stay in $[1 - \beta, \beta]$, which means we cannot classify them as positive or negative.

Inspired by the knowledge distillation idea, we propose to introduce the temperature concept to sharpen/soften the invalid/difficult label predictions. To be more specific, we introduce a temperature factor T to the sigmoid function. Integrated with the temperature factor T , for a random sample i and category c the sigmoid function (activation) could be defined as

$$\sigma'(z_i^c, T_i^c) = \frac{1}{1 + \exp(-z_i^c/T_i^c)}, \quad (4)$$

z is the input of the activation layer in the neural network, which is the dot product between outputs of CRLM and FRLM. To calculate the T , we will introduce the edge weight in GCN as in the previous section.

We assume that an unknown label m should be difficult labels if its connection $E_{m,1}, E_{m,2}, \dots, E_{m,n}$ (suppose we have n known labels) with all known labels are small, which means CRLM cannot help with the prediction. Then we will sharpen the prediction. If the connection between $E_{m,k}$ m and a random known label k is too large, then the prediction relies heavily on CRLM, which means the m might have the same annotation with the k , and invalid prediction might be given at the very beginning of model training. Then we need to soften this prediction. We can also understand this assumption as we want to use the T to better balance the effectiveness of CRLM and FRLM. Therefore, we define T as:

$$T_m^c = \alpha \cdot \text{STD}(E_{m,j})|_{j=1}^n, \quad (5)$$

where STD means the standard deviation and α is a hyperparameter for controlling the overall smoothing level and is empirically set to be 10. A visualized function of T can be found in Fig. 3. We also want to point out that we set the

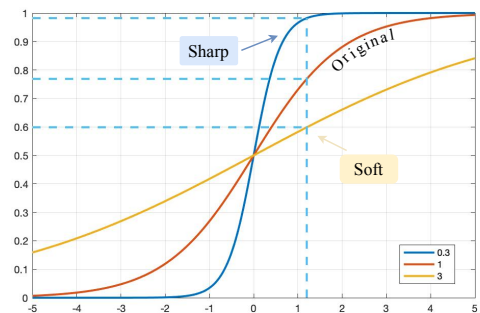


Figure 3: Illustration of how the smoothing factor T works.



Figure 5: Example images with different number of categories from OSM-AID dataset.

Figure 6: OSM-AID: Visualization examples of classification outputs, using TresNet (N-ML), KSSNet (N-ML), ML-GCN (N-ML) and the proposed method. Here N-ML means negative missing labels.

For performance evaluation, we report the average overall precision (OP), overall recall (OR), F1-score (OF1), F2-score (OF2).

Performance comparison

In this section, we conduct several experiments to explore the best strategy to utilize the annotations with a specific budget. For each experiment, the annotation budget is the same among different methods.

Method	OP	OR	OF1	OF2
TresNet-ASL	0.5700	0.3701	0.4488	0.3980
ML-GCN	0.4620	0.4034	0.4307	0.4139
KSSNet	0.4704	0.3622	0.4093	0.3797
ATAM	0.6826	0.4567	0.5472	0.4891
ATAM(40-full)	0.5044	0.3723	0.4284	0.3929
ATAM(100-full)	0.7331	0.4850	0.5838	0.5202

Table 1: Classification accuracy comparisons with SOTA methods (i.e., TresNet-ASL(Ben-Baruch et al. 2020), ML-GCN(Chen et al. 2019), KSSNet (Wang et al. 2020)) and different annotation strategies.

40% training data with full annotations vs all training data with 40% partial annotations. In this experiment, three most recently proposed well-known multi-label classification algorithms, TresNet-448 (Ben-Baruch et al. 2020), ML-GCN (Chen et al. 2019), and KSSNet (Wang et al.

Method(N-ML)	OP	OR	OF1	OF2
TresNet-ASL	0.4154	0.2053	0.2748	0.2284
ML-GCN	0.6629	0.1277	0.2142	0.1523
KSSNet	0.5149	0.1629	0.2475	0.1887
ATAM	0.6826	0.4567	0.5472	0.4891

Table 2: Classification accuracy comparisons when incorrect negative labels exist.

2020), are used for comparison. As these SOTA methods do not have a missing label prediction module, they can only be trained with fully annotated data. For our ATAM method, we use partially annotated data for training. All comparison methods have the same amount of annotation budget for model training. To be more specific, during the implementation, we use 40% partial annotations of training data to complete our experiments. We will also compare the influence of different proportions in the following sections.

The results are shown in Table 1. With the same annotation budget, the proposed method outperforms other multi-label methods. The reason for the better performance is that with a fixed annotation budget, the partial annotation method could access 2.5 times the number of images compared with fully annotated data.

With the training process going on, the proposed method is able to predict missing labels step by step and further use the extended annotations to optimize the model. As can be found in Table 1, the proposed method using partial annotations can achieve much higher accuracy than comparative methods using the fully annotated option.

Full vs partial annotations. We also use fully annotated data with the same annotation budget for the proposed ATAM method, to more specifically verify the effectiveness of partial annotation. Results can be found in Table 1. We can find that with the same annotation budget, the partial annotation way(ATAM(40-full)). Furthermore, we use a full annotation budget (100% labels) instead of 40% to make a comparison with our partial method. Under such a scenario, the inputs of both methods are all the training images. We can find that compared with training on the whole dataset with full annotations (ATAM(100-full)), our classification accuracy only slightly degrades, though it saves 60% annotation budget.

Simulation for data with incorrect labels. In this section, we only use partially annotated data. We want to investigate if wrong labels exist, how accuracy changes. We assign all missing labels as negative values, the same as the crowdsourcing process, which generally takes these unannotated labels as negatives. This is also a common strategy for multi-label classification methods with missing labels. The same setting goes for both the proposed and the comparison methods. The comparison results are shown in Table 2.

For SOTA methods, compared with using less but fully annotated images as in Table 1, the corresponding F1-score and F2-score degrade significantly. One main reason lies in the fact that there are quite many positive labels in the missing labels. Assigning missing annotations with negative val-

ues will introduce too much noise to the training dataset. Also, it exacerbates the data imbalance problem of the multi-label dataset, as we mentioned before.

Effects of salient sampling

In this section, we investigate the effect of active learning based on salient label sampling. In the labeling process, people always tend to provide annotations to those ‘easy’ salient objects, especially when there is no restriction on which categories must be annotated. We want to verify the effectiveness of the salient annotation way, and we compare this way and the random annotation way in this section. Salient annotation is realized through active learning, as mentioned in the data preparation section. For random sampling, 40% annotations are chosen randomly, including both positive and negative labels. For each sampled image, at least one positive label is chosen to avoid the annotated labels being all negative. For active learning, the initial 50 images use the same strategy as the random sampling; a querying-labeling way is applied to generate the rest labels.

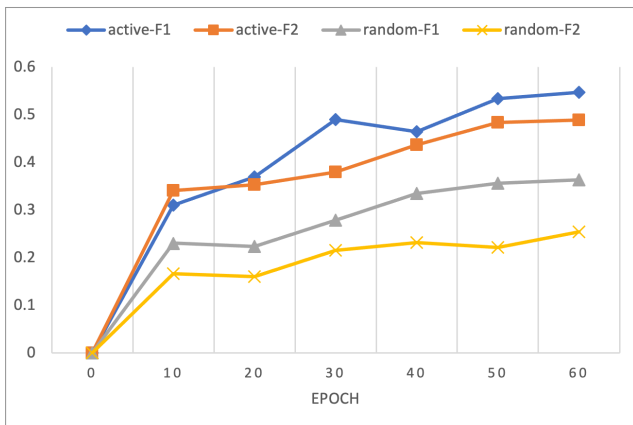


Figure 7: Random annotation versus salient annotation.

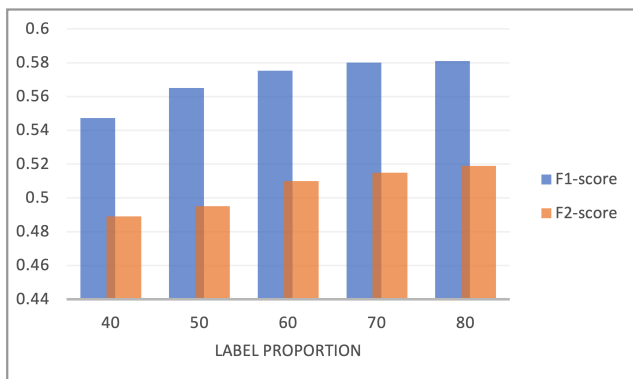


Figure 8: Performance comparisons with different label proportions.

As shown in Fig. 7, salient sampling can not only accelerate the convergence speed but generates better performance

compared with random sampling as well. In other words, initializing the annotations properly could help the framework to work much more efficiently.

Effect of label proportion

We explore the effect of the proportion of known labels on the performance of the proposed method on the OSM-AID dataset. As shown in Fig. 8, with the label proportion increase from 40 to 80 percentages, the F1-score increases from 0.5472 to 0.5801 and F2-score increases from 0.4891 to 0.5197. With a lower annotation budget, the proposed method could get a comparable accuracy as training with fully annotated data. We can conclude that annotation proportion around 50% should be preferred, as the labor wasted on more annotations cannot generate a correspondingly large increase in classification accuracy.

More Experiments on Benchmark Dataset

As there’s no existing benchmark partially labeled multi-label data, instead, we use the multi-label data Coco 2014. We want to further verify our proposed idea on a real scenario when there are absent labels.

COCO2014: is mostly used in objection detection, containing 80 categories in total, 82,081 images for training, and 40,504 images for validation and testing. As the dataset is not specifically for multi-label classification, the average number of categories in one image is only 3.5. With only 40% budget, it is hard to generate a partial annotation dataset fairly for different methods. So we randomly choose 60% labels (including originally negative ones) as missing labels and set them as ‘negative’. We use this way to simulate the crowdsourcing data with noise (incorrect labels). We can find the performance superiority of our proposed method in 3. This observation also shows the proposed framework is more robust when incorrect labels exist.

Method(N-ML)	OP	OR	OF1	OF2
TresNet-ASL	0.5976	0.2917	0.3920	0.3250
ML-GCN	0.5139	0.2236	0.3116	0.2521
KSSNet	0.4696	0.2153	0.2952	0.2415
ATAM	0.7853	0.5978	0.6788	0.6278

Table 3: Coco 2014: Accuracy performance comparisons.

Conclusion

In this paper, inspired by our observation that partially annotating the crowdsourcing images with salient labels can decrease the annotation task difficulty and increase the annotator’s reliability, we propose a novel way for crowdsourcing image annotation. We also propose a novel framework for multi-label image classification using partially annotated images. The proposed Adaptive Temperature Associated Model can utilize the annotations more efficiently. In the experimental part, we demonstrate that, with the same annotation budget, the classification model trained with partially annotated data can yield better performance. We will extend the proposed annotation framework to more challenging image types and learning tasks in future work.

References

- Aydin, B. I.; Yilmaz, Y. S.; Li, Y.; Li, Q.; Gao, J.; and Demirebas, M. 2014. Crowdsourcing for Multiple-Choice Question Answering. In *AAAI*, 2946–2953. Citeseer.
- Behpour, S. 2018. Arc: Adversarial robust cuts for semi-supervised and multi-label classification. In *CVPR Workshops*, 1905–1907.
- Ben-Baruch, E.; Ridnik, T.; Zamir, N.; Noy, A.; Friedman, I.; Protter, M.; and Zelnik-Manor, L. 2020. Asymmetric Loss For Multi-Label Classification. *arXiv preprint arXiv:2009.14119*.
- Bucak, S.; Jin, R.; and Jain, A. 2011. Multi-label learning with incomplete class assignments. In *CVPR*, 2801–2808.
- Callison-Burch, C. 2009. Fast, cheap, and creative: Evaluating translation quality using Amazon’s Mechanical Turk. In *Proceedings of the 2009 conference on empirical methods in natural language processing*, 286–295.
- Chen, Z.-M.; Wei, X.-S.; Wang, P.; and Guo, Y. 2019. Multi-label image recognition with graph convolutional networks. In *Proceedings of the IEEE/CVF Conference on Computer Vision and Pattern Recognition*, 5177–5186.
- Chu, H.; Yeh, C.; and Wang, Y. 2018. Deep generative models for weakly-supervised multi-label classification. In *ECCV*, 400–415.
- Davidson, S. B.; Khanna, S.; Milo, T.; and Roy, S. 2013. Using the crowd for top-k and group-by queries. In *Proceedings of the 16th International Conference on Database Theory*, 225–236.
- Dawid, A. P.; and Skene, A. M. 1979. Maximum likelihood estimation of observer error-rates using the EM algorithm. *Journal of the Royal Statistical Society: Series C (Applied Statistics)*, 28(1): 20–28.
- Demartini, G.; Difallah, D. E.; and Cudré-Mauroux, P. 2012. Zencrowd: leveraging probabilistic reasoning and crowdsourcing techniques for large-scale entity linking. In *Proceedings of the 21st international conference on World Wide Web*, 469–478.
- Deng, J.; Dong, W.; Socher, R.; Li, L.-J.; Li, K.; and FeiFei, L. 2009. Imagenet: A large-scale hierarchical image database.
- Deng, J.; Russakovsky, O.; Krause, J.; Bernstein, M.; Berg, A.; and Li, F. 2014. Scalable multi-label annotation. In *CHI*, 3099–3102.
- Dong, H.; Li, Y.; and Zhou, Z. 2018. Learning From Semi-Supervised Weak-Label Data. In *AAAI*, 2926–2933.
- Fan, J.; Li, G.; Ooi, B. C.; Tan, K.-l.; and Feng, J. 2015. icrowd: An adaptive crowdsourcing framework. In *Proceedings of the 2015 ACM SIGMOD International Conference on Management of Data*, 1015–1030.
- Feng, L.; and An, B. 2018. Leveraging Latent Label Distributions for Partial Label Learning. In *IJCAI*, 2107–2113.
- Guo, S.; Parameswaran, A.; and Garcia-Molina, H. 2012. So who won? Dynamic max discovery with the crowd. In *Proceedings of the 2012 ACM SIGMOD International Conference on Management of Data*, 385–396.
- He, K.; Zhang, X.; Ren, S.; and Sun, J. 2016. Deep residual learning for image recognition. *CVPR*, 770–778.
- Huynh, D.; and Elhamifar, E. 2020. Interactive multi-label CNN learning with partial labels. In *CVPR*, 9423–9432.
- Joulin, A.; Van Der Maaten, L.; Jabri, A.; and Vasilache, N. 2016. Learning visual features from large weakly supervised data. In *ECCV*, 67–84.
- Karger, D. R.; Oh, S.; and Shah, D. 2011. Iterative learning for reliable crowdsourcing systems. *Neural Information Processing Systems*.
- Lakshminarayanan, B.; and Teh, Y. W. 2013. Inferring ground truth from multi-annotator ordinal data: a probabilistic approach. *arXiv preprint arXiv:1305.0015*.
- Li, J.; Ling, S.; Wang, J.; and Le Callet, P. 2020. A Probabilistic Graphical Model for Analyzing the Subjective Visual Quality Assessment Data from Crowdsourcing. In *Proceedings of the 28th ACM International Conference on Multimedia*, 3339–3347.
- Li, Q.; Li, Y.; Gao, J.; Zhao, B.; Fan, W.; and Han, J. 2014. Resolving conflicts in heterogeneous data by truth discovery and source reliability estimation. In *Proceedings of the 2014 ACM SIGMOD international conference on Management of data*, 1187–1198.
- Li, Z.; and Bampis, C. G. 2017. Recover subjective quality scores from noisy measurements. In *2017 Data compression conference (DCC)*, 52–61. IEEE.
- Lin, T.-Y.; Goyal, P.; Girshick, R.; He, K.; and Dollár, P. 2017. Focal loss for dense object detection. In *Proceedings of the IEEE international conference on computer vision*, 2980–2988.
- Liu, Q.; ICS, U.; Peng, J.; and Ihler, A. 2012a. Variational inference for crowdsourcing. *sign*, 10: j2Mi.
- Liu, X.; Lu, M.; Ooi, B. C.; Shen, Y.; Wu, S.; and Zhang, M. 2012b. Cdas: a crowdsourcing data analytics system. *arXiv preprint arXiv:1207.0143*.
- Liu, Y.; Jin, R.; and Yang, L. 2006. Semi-supervised multi-label learning by constrained non-negative matrix factorization. In *AAAI*, 421–426.
- Lyu, G.; Feng, S.; and Li, Y. 2020. Partial Multi-Label Learning via Probabilistic Graph Matching Mechanism. In *KDD*, 105–113.
- Ma, F.; Li, Y.; Li, Q.; Qiu, M.; Gao, J.; Zhi, S.; Su, L.; Zhao, B.; Ji, H.; and Han, J. 2015. Faticrowd: Fine grained truth discovery for crowdsourced data aggregation. In *Proceedings of the 21th acm sigkdd international conference on knowledge discovery and data mining*, 745–754.
- Mahajan, D.; Girshick, R.; Ramanathan, V.; He, K.; Paluri, M.; Li, Y.; Barambe, A.; and van der Maaten, L. 2018. Exploring the limits of weakly supervised pretraining. In *ECCV*, 181–196.
- Misra, I.; Lawrence Zitnick, C.; Mitchell, M.; and Girshick, R. 2016. Seeing through the human reporting bias: Visual classifiers from noisy human-centric labels. In *CVPR*, 2930–2939.

- Pennington, J.; Socher, R.; and Manning, C. 2014. Glove: Global vectors for word representation. In *EMNLP*, 1532–1543.
- Sun, C.; Shrivastava, A.; Singh, S.; and Gupta, A. 2017. Revisiting unreasonable effectiveness of data in deep learning era. In *ICCV*, 843–852.
- Sun, L.; Feng, S.; Wang, T.; Lang, C.; and Jin, Y. 2019. Partial multi-label learning by low-rank and sparse decomposition. In *AAAI*, 5016–5023.
- Tsoumakas, G.; and Katakis, I. 2007. Multi-label classification: An overview. *International Journal of Data Warehousing and Mining*, 3(3): 1–13.
- Vasisht, D.; Damianou, A.; Varma, M.; and Kapoor, A. 2014. Active learning for sparse bayesian multilabel classification. In *KDD*, 472–481.
- Venetis, P.; Garcia-Molina, H.; Huang, K.; and Polyzotis, N. 2012. Max algorithms in crowdsourcing environments. In *Proceedings of the 21st international conference on World Wide Web*, 989–998.
- Wang, H.; Liu, W.; Zhao, Y.; Zhang, C.; Hu, T.; and Chen, G. 2019. Discriminative and Correlative Partial Multi-Label Learning. In *IJCAI*, 3691–3697.
- Wang, L.; Ding, Z.; and Fu, Y. 2018. Adaptive Graph Guided Embedding for Multi-label Annotation. In *IJCAI*, 2798–2804.
- Wang, Q.; Shen, B.; Wang, S.; Li, L.; and Si, L. 2014. Binary codes embedding for fast image tagging with incomplete labels. In *ECCV*, 425–439.
- Wang, Y.; He, D.; Li, F.; Long, X.; Zhou, Z.; Ma, J.; and Wen, S. 2020. Multi-label classification with label graph superimposing. In *Proceedings of the AAAI Conference on Artificial Intelligence*, volume 34, 12265–12272.
- Xie, M.; and Huang, S. 2020. Partial Multi-Label Learning with Noisy Label Identification. In *AAAI*, 6454–6461.
- Zhang, M.; and Fang, J. 2020. Partial multi-label learning via credible label elicitation. *IEEE Transactions on Pattern Analysis and Machine Intelligence*.
- Zhang, M.; Yu, F.; and Tang, C. 2017. Disambiguation-free partial label learning. *IEEE Transactions on Knowledge and Data Engineering*, 29(10): 2155–2167.
- Zhang, X.; Li, G.; and Feng, J. 2016. Crowdsourced top-k algorithms: An experimental evaluation. *Proceedings of the VLDB Endowment*, 9(8): 612–623.
- Zheng, Y.; Li, G.; Li, Y.; Shan, C.; and Cheng, R. 2017. Truth inference in crowdsourcing: Is the problem solved? *Proceedings of the VLDB Endowment*, 10(5): 541–552.