

Observing Floquet topological order by symmetry resolution

Daniel Azses,¹ Emanuele G. Dalla Torre,^{2,3} and Eran Sela¹

¹*School of Physics and Astronomy, Tel Aviv University, Tel Aviv 6997801, Israel*

²*Department of Physics, Bar-Ilan University, Ramat Gan 5290002, Israel*

³*Center for Quantum Entanglement Science and Technology, Bar-Ilan University, Ramat Gan 5290002, Israel*

Symmetry protected topological order in one dimension leads to protected degeneracies between symmetry blocks of the reduced density matrix. In the presence of periodic driving, topological Floquet phases can be identified in terms of a cycling of these symmetry blocks between different charge quantum numbers. We discuss an example of this phenomenon with an Ising \mathbb{Z}_2 symmetry, using both analytic methods and real quantum computers. By adiabatically moving along the phase diagram, we demonstrate that the cycling periodicity is broken at Floquet topological phase transitions. An equivalent signature of the topological Floquet phase is identified as a computational power allowing to teleport quantum information.

Introduction:— Floquet symmetry-protected topological (FSPT) phases are emergent condensed matter phenomena [1–9] that extend the concept of symmetry-protected topological (SPT) order to periodically driven systems [10–13]. A key aspect of one dimensional SPTs is having ground states with protected degeneracies in their entanglement spectrum [14–18]. For unitary symmetries, these degeneracies can be detected with symmetry-resolved entanglement (SRE) measures [19–26], and allow to use SPTs as universal computational resources [27–29]. Whether and how these properties show up for FSPT order is a question that we address in this paper. In periodically driven systems, the key object that admits topological features is the unitary Floquet operator describing the time evolution for one cycle, $F = U(T, 0)$, where T is the time period. Its eigenvalues, $\lambda_i = e^{-iT\varepsilon_i}$, which define the quasienergies $\omega_i = T\varepsilon_i \bmod 2\pi$, have topological characteristics such as protected 0– and/or π – edge modes [2].

In contrast to static SPTs, the eigenstates of F are not necessarily entangled, even in nontrivial FSPTs. Instead, entanglement in FSPTs is hidden in the time evolution within a period, which is often referred to as *micromotion* and is generically characterized by quantized charge pumping [5, 30]. Here, we study and experimentally observe this phenomenon by focusing on the dynamics of the SRE, derived from the block diagonal structure of the reduced density matrix $\rho_A = \text{Tr}_B \rho$ [17]. In the static case, the SRE structure can be used to identify SPT phases via degeneracies between the symmetry blocks [16]. Our key observation here is that nontrivial FSPT order is reflected by an exact cycling of the symmetry blocks upon Floquet evolution, as illustrated in Fig. 1. As an experimentally detectable [16, 31] consequence, the first moment of the SRE, defined as the subsystem charge, displays cyclic switching. This is demonstrated for a \mathbb{Z}_2 FSPT phase on a noisy

intermediate-scale quantum (NISQ) computer. We quantify the parity switching as an order parameter, and observe its dynamics across a Floquet topological phase transition. We propose a generalization of measurement-based quantum computation (MBQC) to the FSPT case. Lastly, static SPT order can also coexist with nontrivial Floquet order, in which case the protected entanglement is associated with degeneracies between cyclically switching symmetry blocks.

Cohomological classification:— Before discussing our main result, we put it in the mathematical context of the classification of 1D bosonic SPTs. A 1D SPT phase protected by the symmetry group G , is characterized by a ground state accompanied by a symmetry operator $U(g)$ representing the group G . While $U(g)$ acts on the full system as a conventional representation, it acts near the edges [27, 32] via a projective representation that classifies the different SPT phases into $\mathcal{H}^2[G, U(1)]$ classes [13].

One-dimensional bosonic FSPTs are characterized by an additional discrete symmetry, namely translations in time by integer multiples of the period, or equivalently, discrete powers of F . Because this operator commutes with the static symmetry G , the total system is characterized by a $G \times \mathbb{Z}$ symmetry. As a result, there are $\mathcal{H}^2[G \times \mathbb{Z}, U(1)]$ bosonic FSPT phases [4, 5, 33]. For finite Abelian groups G we find

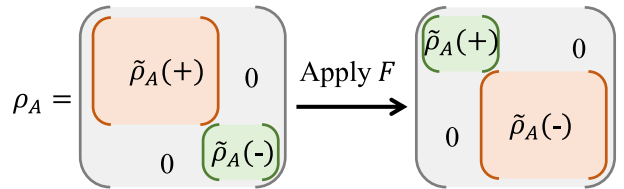


FIG. 1. FSPT order is characterized by cyclic switching of symmetry blocks of the reduced density matrix upon applying the Floquet operator $F = U(T, 0)$.

that [34]

$$\mathcal{H}^2[G \times \mathbb{Z}, U(1)] = \mathcal{H}^2[G, U(1)] \times G. \quad (1)$$

One can understand the two factors in Eq. (1) as a bulk SPT order classified by $\mathcal{H}^2[G, U(1)]$, which results in degeneracies between the symmetry blocks of ρ_A , and additional $|G|$ phases that characterize the possible cyclic permutations of the SRE, after applying F . Importantly, even symmetry groups whose cohomology group is trivial and cannot support static SPT phases can protect nontrivial Floquet topology.

SRE switching:— For a system characterized by a unitary symmetry G with a conserved charge Q_{tot} , the density matrix of the reduced system A has a decomposition [35] $\rho_A = \oplus_{\mathcal{Q}} \tilde{\rho}_A(\mathcal{Q})$ associated with subsystem charge $\mathcal{Q} \equiv Q_A$. We define the n 'th Rényi SRE as $S_n(\mathcal{Q}) = \text{Tr}[\Pi_{\mathcal{Q}} \rho_A^n]$, where $\Pi_{\mathcal{Q}}$ projects subsystem A to charge sector \mathcal{Q} . For example, for the symmetry group $G = \mathbb{Z}_N$, the charge \mathcal{Q} is an integer, modulo N . This group has a trivial cohomology group, $\mathcal{H}^2[\mathbb{Z}_N, U(1)]$ and, hence, cannot support static SPTs. According to Eq. 1, we have exactly $|\mathbb{Z}_N| = N$ distinct FSPTs phases. Each phase is labeled by an integer $c = 0, 1, \dots, N-1$, which represents the pumped charge of the FSPT phase. After one cycle $\rho \rightarrow \rho' = F\rho F^\dagger$ and, as we now demonstrate,

$$S_n(\mathcal{Q}) \rightarrow S'_n(\mathcal{Q}) = \text{Tr}[\rho_A'^n \Pi_{\mathcal{Q}}] = S_n(\mathcal{Q}'), \quad (2)$$

where $\mathcal{Q}' = \mathcal{Q} + c$. Equation 2 tells us that the symmetry sector \mathcal{Q} goes to \mathcal{Q}' upon acting with F . Being valid for any n , this relation implies the cycling of the entire spectrum of each symmetry block $\tilde{\rho}_A(\mathcal{Q})$, as schematically shown in Fig. 1.

We now prove this result using the framework of Ref. [6]. Assuming that the FSPT phase with symmetry G is integrable or many-body localized (MBL) (see Refs. [37–39]), we have an edge-bulk decomposition of the one-period time evolution operator

$$F = v_L v_R e^{-if}, \quad (3)$$

where v_L (v_R) is a unitary operator localized at the left (right) part of the system and f is a functional of the symmetric (w.r.t. G) constants of motion associated with the MBL [6]. Additionally, we have the identity

$$\begin{aligned} U(g) v_L U^\dagger(g) v_L^\dagger &= \kappa_c(g), \\ U(g) v_R U^\dagger(g) v_R^\dagger &= \kappa_c^{-1}(g), \end{aligned} \quad (4)$$

for unitary symmetries represented by $U(g)$, where $g \in G$ and $\kappa_c(g)$ is the 1D representation of the

FSPT matching the group element c such that $U(c)|g\rangle = \kappa_c(g)|g\rangle$ [6]. If we consider Floquet phases that do not break any symmetry (including time translations) the state is an eigenstate of e^{-if} and this phase factor drops out of the evolved state $\rho' = F\rho F^\dagger = v_L v_R \rho v_R^\dagger v_L^\dagger$ [6].

We now calculate the first moment $S_1(\mathcal{Q}) = \text{Tr}[\Pi_{\mathcal{Q}} \rho_A]$ of the SRE, which is the probability that the reduced system has charge \mathcal{Q} . For Abelian unitary finite symmetries, the projectors can be written in terms of the group characters $\chi_{\mathcal{Q}}(g)$ [18, 40],

$$\Pi_{\mathcal{Q}} = \frac{1}{|G|} \sum_{g \in G} \chi_{\mathcal{Q}}(g) U_A(g), \quad (5)$$

where $U_A(g)$ is the symmetry acting on the reduced system A . If subsystem A includes the left but not the right edge, we have that $\rho_A \rightarrow \rho'_A = v_L \rho_A v_L^\dagger$ and $\Pi_{\mathcal{Q}}$ commutes with v_R . Thus, after one cycle $S_1(\mathcal{Q}) \rightarrow S'_1(\mathcal{Q}) = \text{Tr}[v_L^\dagger \Pi_{\mathcal{Q}} v_L \rho_A] = \frac{1}{|G|} \sum_{g \in G} \chi_{\mathcal{Q}}(g) \text{Tr}[v_L^\dagger U_A(g) v_L \rho_A]$. Using the identity $v_L^\dagger U_A(g) v_L = \kappa_c(g) U_A(g)$, which derives from Eq. 4 by partial tracing, we obtain

$$v_L^\dagger \Pi_{\mathcal{Q}} v_L = \Pi_{\mathcal{Q}+c}. \quad (6)$$

Then Eq. (2) follows for the case $n = 1$. Generalizing this result to any n is straightforward: After one cycle, we have that $\rho_A^n \rightarrow (v_L \rho_A v_L^\dagger)^n = v_L \rho_A^n v_L^\dagger$ as v_L is unitary and satisfies $v_L^\dagger v_L = I$. As a result, the n 'th Rényi SRE evolves as $S_n(\mathcal{Q}) = \text{Tr}[\Pi_{\mathcal{Q}} \rho_A^n] \rightarrow S'_n(\mathcal{Q}) = \text{Tr}[v_L^\dagger \Pi_{\mathcal{Q}} v_L \rho_A^n] = \frac{1}{|G|} \sum_{g \in G} \chi_{\mathcal{Q}}(g) \text{Tr}[v_L^\dagger U_A(g) v_L \rho_A^n]$. Together with the assumptions and derivations above, this proves Eq. 2 for any n .

Parity switching through a phase transition:— The subsystem charge can serve as a measurable order parameter of FSPT phases that can be observed even on small noisy quantum computers. We now study its evolution across a phase transition.

To showcase the use of this order parameter, we consider the kicked Ising model $F(\alpha, \beta) = U_{ZZ}(\beta) U_X(\alpha)$ where

$$\begin{aligned} U_X(\alpha) &= e^{i\frac{\alpha}{2} \sum_{l=1}^L X_l}, \\ U_{ZZ}(\beta) &= e^{i\frac{\beta}{2} \sum_{l=1}^{L-1} Z_l Z_{l+1}}, \end{aligned} \quad (7)$$

and X_l, Z_l are Pauli matrices acting on the l 'th site of a chain with open boundary conditions. This model has a $G = \mathbb{Z}_2$ symmetry represented by the parity operator $P = \prod_{l=1}^L X_l$. Its phase diagram [36] is displayed in Fig. 2(a). The four phases are labeled by the number of single Majorana fermion excitations at quasi-energies 0 and π , see Fig. 2(b). The phases with an odd number of Majoranas spontaneously break the Ising symmetry, and correspond

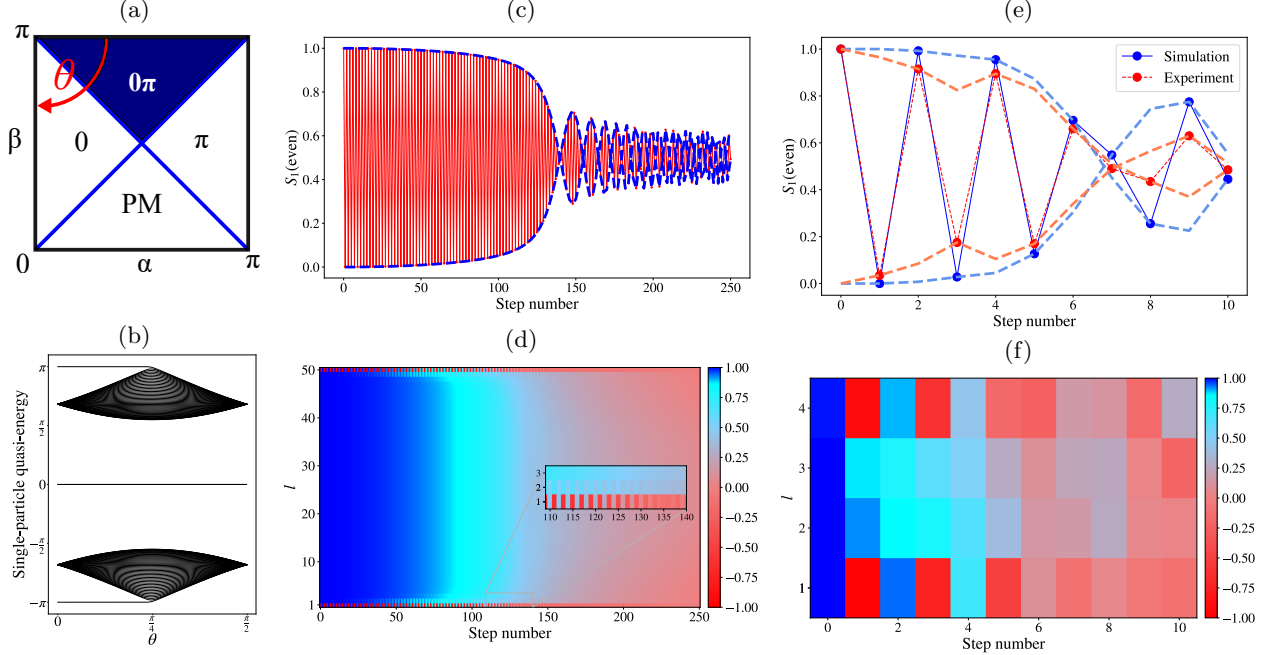


FIG. 2. (a) Phase diagram of the model (7) reproduced from [36]. The phases PM, 0, π , and 0π are, respectively, the paramagnet, ferromagnet, time crystal, and topological phase. Dark blue represents the topological phase exhibiting SRE switching. The red curve indicates the adiabatic path which we transverse in N_{step} steps. (b) Single particle quasi-energy spectrum along the path in (a) exhibiting a π -mode for $\theta \leq \pi/4$. (c,d) Exact calculation of subsystem parity probability $S_1(\text{even})$ and $\langle X_l \rangle$ for $L = 2L_A = 50$ and $N_{\text{step}} = 250$. $S_1(\text{even})$ in (c) displays parity switching in the topological (0π) phase up to the phase transition at step $\sim N_{\text{steps}}/2$ followed by a beating structure in the (0) ferromagnetic phase. $\langle X_l \rangle$ in (d) displays edge state parity switching (see inset) in the topological phase. (e,f) Same quantities as in (c,d) measured on a NISQ computer for $L = 2L_A = 4$ and $N_{\text{step}} = 10$.

to a ferromagnet (0 phase) and to a time crystal (π phase) [41–44]. The latter phase was realized using trapped ions [45] and superconducting circuits [44, 46–48]. The Floquet topological phase 0π was realized in Ref. [8] using cold atoms.

Here we focus on the transition from the FSPT (0π) phase to the ferromagnetic (0) phase. The former phase has two interconnected properties: protected edge states at quasi-energy π and SRE swapping. The probability of the even subsystem parity $S_1(\text{even}) = \frac{1+\langle P_A \rangle}{2}$ (with $S_1(\text{odd}) = 1 - S_1(\text{even})$) is obtained by evaluating the subsystem parity $P_A = \prod_{i \in A} X_i$ where A includes L_A sites from the left boundary. In the topological phase, $S_1(\text{even})$ and $S_1(\text{odd})$ are expected to swap their values at each time step. This behavior is trivially seen, for example, at the sweet spot $\beta = \pi$ and $\alpha = 0$ where $U_{ZZ}(\pi) = (-i)^{L-1} Z_1 Z_L$ and $U_X = 1$. Then the evolution over one period $F = U_{ZZ} U_X$ simply flips the two edges from $+$ to $-$ and $S_1(\text{even})$ and $S_1(\text{odd})$ alternate between 0 and 1.

To see that this property persists in the entire topological phase, but disappears in the ferromagnetic phase, we adiabatically change the parameters of F . Specifically, we follow the path $\alpha = r_0 \cos \theta$

$\beta = \pi - r_0 \sin \theta$, shown as a red curve in Fig. 2(a), in N_{steps} equal steps, such that the topological phase transition is crossed at $\theta = \pi/4$, i.e. at the $N_{\text{steps}}/2$ step. We set $r_0 = 1$ throughout, and initialize the system in the state $|+\rangle = \otimes_l |+\rangle_l$.

The switching of $S_1(\text{even})$ is shown along an adiabatic protocol with $N_{\text{steps}} = 250$ in Fig. 2(c) for a system with $L = 50$ qubits and $L_A = L/2$ [34]. Fig. 2(d) gives a real space picture of $\langle X_l \rangle$, showing that for small θ , the edge spins are responsible for the switching. As approaching $\theta = \pi/4$, the extent of the switching zone increases, and eventually the two edges merge at the Floquet topological phase transition.

For $\theta > \pi/4$, $S_1(\text{even})$ gives rise to a beating structure, persisting into the ferromagnetic phase. The frequency of this beating is determined by the difference between two quasi energies of the instantaneous Floquet operator $F(\theta)$. Specifically, our initial state $|+\rangle$ can be combined with the state $Z_1 Z_L |+\rangle$ to form a pair of Floquet eigenstates of $F(\theta = 0)$, denoted by $|1\rangle$ and $|2\rangle$, with quasienergies ω_1 and $\omega_2 = \omega_1 + \pi$. As we vary θ adiabatically, the quasienergies follow their instantaneous values $\omega_{1,2}(\theta)$, see Fig. 2(b) for the single-particle quasienergies. In the thermody-

dynamic limit ($L \rightarrow \infty$), $\omega_2(\theta) - \omega_1(\theta)$ is pinned to π in the topological phase, giving rise to a periodic switching of S_1 (even). For finite systems, there are small deviations, which become significant near the phase transition. Moving into the ferromagnetic phase $\omega_2 - \omega_1$ deviates from π and eventually becomes the energy difference of a domain wall in the ferromagnetic order [34]. This picture allows us to show that the beating amplitude vanishes in the thermodynamic limit as $1/\sqrt{L}$ [34], implying that the parity switching is a FSPT order parameter. The parity switching is observable on a quantum computer as shown in Fig. 2(e,f) for $L = 4$ and $L_A = L/2$ and $N_{\text{steps}} = 10$ steps, see Appendix C and D for more details.

Teleportation through a FSPT phase:— The existence of a Floquet operator that switches the symmetry blocks of the reduced density matrix leads to computational power. In the case of SPTs, computation power relies on their entanglement [29, 49]; By measuring the state in specific bases, the correlations that compose the entanglement cause the input information to flow. Here, we discuss how FSPT order, with generically unentangled eigenstates, allows to teleport a quantum state.

We, again, focus on the simplest case of $G = \mathbb{Z}_2$. Our basic procedure is composed of three steps: (i) Start from a Floquet eigenstate and encode a “qubit” state $|\psi\rangle = \sum_g \alpha_g |g\rangle$ at the left edge in the G -symmetry eigenbasis $|g\rangle = |\pm\rangle$. Encode the identity group element state $|+\rangle$ in the right edge qubit. (ii) Use an ancilla qubit to apply $1 + e^{i\chi} F$ with a nonuniversal phase factor $e^{i\chi} = e^{if}$ of the Floquet eigenstate. (iii) Lastly, measure the left edge qubit in the G -symmetry basis. If the FSPT state is non-trivial, then the left edge qubit $|\psi\rangle$ is teleported to the right. This property follows [34] directly from the algebra in Eqs. (3) and (4) which defines the action of F and of the symmetry projectors in a given FSPT phase.

This protocol is depicted in Fig. 3 for the point $\theta = 0$ in the topological phase where the edge states are localized on the edge qubits. In this case the initial quantum state is $|\psi\rangle_1 \otimes_{i=2}^L |+\rangle_i$, where $|\psi\rangle_1 = \alpha_+ |+\rangle_1 + \alpha_- |-\rangle_1$. We have $F = Z_1 Z_L$ with some additional phase $\chi = \frac{\alpha}{2}(L-2)$. It is easy to see that after applying $1 + e^{i\chi} Z_1 Z_L$ and then projecting the left qubit, say to $|+\rangle_1$, the final state is $\otimes_{i=1}^{L-1} |+\rangle_i |\psi\rangle_L$. As in MBQC, one can correct for the possible measurement outcomes, and also perform general rotations by measuring in a rotated basis. In order to probe any other point in the FSPT phase, one can apply our adiabatic protocol on the initial state, transforming $\theta = 0 \rightarrow \theta_1 < \pi/4$, then apply $1 + F(\theta_1)e^{i\chi(\theta_1)}$, and adiabatically evolve back to $\theta = 0$ where the final measurement is done on the

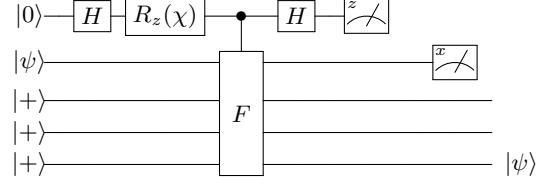


FIG. 3. Teleportation protocol as a probe of FSPT order. A state $|\psi\rangle$ is prepared on the edge. A controlled- F operator followed by a measurement of an ancilla qubit entangles the edge states, allowing for teleportation upon measurement of the first qubit, iff F is topological.

first qubit.

Entanglement switching:— So far, we considered only unentangled FSPT states with a trivial static cohomology group $\mathcal{H}^2[G, U(1)]$. For non-trivial groups, the Floquet eigenstates contain protected entanglement linked with degeneracies of ρ_A between different symmetry sectors [17]. Consider for example $G = \mathbb{Z}_N \times \mathbb{Z}_N$, where static SPTs are classified by $m \in \mathcal{H}^2[G, U(1)] = \mathbb{Z}_N$ [13] ($m = 0, \dots, N-1$). In the presence of a Floquet drive classified by an element $c = (c_1, c_2) \in G$ as in Eq. (1), the block \mathcal{Q} turns into $\mathcal{Q} + c$. The degenerate blocks $\mathcal{Q} = (q_1, q_2)$ are grouped into families whose representative is $q' = (q'_1, q'_2)$, defined mod $\gcd(N, m)$. The entanglement switching of these families is described by $q'_i \rightarrow q'_i + c_i \text{ mod } \gcd(N, m)$ ($i = 1, 2$) [34]. We discuss examples of this general formula. If m and N have no common divisors greater than 1, all the symmetry blocks are degenerate and there is no non-trivial switching under the action of F . In contrast, in SPT static phases where $m > 1$ divides N (for example $m = 2, N = 4$) the degeneracy is only partial [17], leading to entanglement, and the degenerate blocks switch from one family to another [34].

Summary:— The global topological properties of 1D FSPT phases cannot be revealed by any local measurements in the bulk. Here, we used symmetry resolution measurements to observe the FSPT order, both on a small system realized by a NISQ computer, and analytically on large systems. The latter allowed us to describe a Floquet phase transition into a topologically trivial phase. The topological edge excitations of the Floquet phase, adiabatically evolve to domain wall excitations of a ferromagnet. Conversely, this property allows one to prepare adiabatically topological excitations, starting from local excitations. Finally, we demonstrated the ability of FSPT order to teleport a quantum state. All these topological properties, similar to the cohomological classification, hold for periodically driven interacting bosons in general and are not limited to our showcase kicked Ising model which admits a free fermion description.

Acknowledgments:— ES acknowledges support from ARO (W911NF-20-1-0013), European Research Council (ERC) under the European Unions Horizon 2020 research and innovation programme under grant agreement No. 951541, and the US-Israel Binational Science Foundation (Grant No.

2016255). This work was supported by the Israel Science Foundation, grants number 151/19 and 154/19, the AWS Cloud Credit for Research Program. We thank discussions with Alon Ron. We acknowledge the use of QuTiP Python library for some of the numerical calculations [50, 51]

-
- [1] T. Kitagawa, E. Berg, M. Rudner, and E. Demler, Topological characterization of periodically driven quantum systems, *Phys. Rev. B* **82**, 235114 (2010).
 - [2] L. Jiang, T. Kitagawa, J. Alicea, A. R. Akhmerov, D. Pekker, G. Refael, J. I. Cirac, E. Demler, M. D. Lukin, and P. Zoller, Majorana fermions in equilibrium and in driven cold-atom quantum wires, *Phys. Rev. Lett.* **106**, 220402 (2011).
 - [3] M. S. Rudner, N. H. Lindner, E. Berg, and M. Levin, Anomalous edge states and the bulk-edge correspondence for periodically driven two-dimensional systems, *Phys. Rev. X* **3**, 031005 (2013).
 - [4] D. V. Else and C. Nayak, Classification of topological phases in periodically driven interacting systems, *Phys. Rev. B* **93**, 201103 (2016).
 - [5] A. C. Potter, T. Morimoto, and A. Vishwanath, Classification of interacting topological floquet phases in one dimension, *Phys. Rev. X* **6**, 041001 (2016).
 - [6] C. W. von Keyserlingk and S. L. Sondhi, Phase structure of one-dimensional interacting floquet systems. i. abelian symmetry-protected topological phases, *Phys. Rev. B* **93**, 245145 (2016).
 - [7] C. W. von Keyserlingk and S. L. Sondhi, Phase structure of one-dimensional interacting floquet systems. ii. symmetry-broken phases, *Phys. Rev. B* **93**, 245146 (2016).
 - [8] I.-D. Potirniche, A. C. Potter, M. Schleier-Smith, A. Vishwanath, and N. Y. Yao, Floquet symmetry-protected topological phases in cold-atom systems, *Phys. Rev. Lett.* **119**, 123601 (2017).
 - [9] R. Roy and F. Harper, Abelian floquet symmetry-protected topological phases in one dimension, *Phys. Rev. B* **94**, 125105 (2016).
 - [10] X. Chen, Z.-C. Gu, and X.-G. Wen, Classification of gapped symmetric phases in one-dimensional spin systems, *Physical Review B* **83**, 035107 (2011).
 - [11] X. Chen, Z.-C. Gu, and X.-G. Wen, Complete classification of one-dimensional gapped quantum phases in interacting spin systems, *Physical Review B* **84**, 235128 (2011).
 - [12] X. Chen, Z.-C. Gu, Z.-X. Liu, and X.-G. Wen, Symmetry-protected topological orders in interacting bosonic systems, *Science* **338**, 1604 (2012).
 - [13] X. Chen, Z.-C. Gu, Z.-X. Liu, and X.-G. Wen, Symmetry protected topological orders and the group cohomology of their symmetry group, *Phys. Rev. B* **87**, 155114 (2013).
 - [14] F. Pollmann, A. M. Turner, E. Berg, and M. Oshikawa, Entanglement spectrum of a topological phase in one dimension, *Phys. Rev. B* **81**, 064439 (2010).
 - [15] E. Cornfeld, L. A. Landau, K. Shtengel, and E. Sela, Entanglement spectroscopy of non-abelian anyons: Reading off quantum dimensions of individual anyons, *Phys. Rev. B* **99**, 115429 (2019).
 - [16] D. Azses, R. Haenel, Y. Naveh, R. Raussendorf, E. Sela, and E. G. Dalla Torre, Identification of symmetry-protected topological states on noisy quantum computers, *Phys. Rev. Lett.* **125**, 120502 (2020).
 - [17] D. Azses and E. Sela, Symmetry-resolved entanglement in symmetry-protected topological phases, *Phys. Rev. B* **102**, 235157 (2020).
 - [18] C. de Groot, D. T. Stephen, A. Molnar, and N. Schuch, Inaccessible entanglement in symmetry protected topological phases, *J. Phys. A: Math. Theo.* **53**, 335302 (2020).
 - [19] M. Goldstein and E. Sela, Symmetry-resolved entanglement in many-body systems, *Phys. Rev. Lett.* **120**, 200602 (2018).
 - [20] J. C. Xavier, F. C. Alcaraz, and G. Sierra, Equipartition of the entanglement entropy, *Phys. Rev. B* **98**, 041106 (2018).
 - [21] E. Cornfeld, M. Goldstein, and E. Sela, Imbalance entanglement: Symmetry decomposition of negativity, *Phys. Rev. A* **98**, 032302 (2018).
 - [22] R. Bonsignori, P. Ruggiero, and P. Calabrese, Symmetry resolved entanglement in free fermionic systems, *Journal of Physics A: Mathematical and Theoretical* **52**, 475302 (2019).
 - [23] N. Feldman and M. Goldstein, Dynamics of charge-resolved entanglement after a local quench, *Phys. Rev. B* **100**, 235146 (2019).
 - [24] D. X. Horváth and P. Calabrese, Symmetry resolved entanglement in integrable field theories via form factor bootstrap, *Journal of High Energy Physics* **2020**, 131 (2020).
 - [25] S. Fraenkel and M. Goldstein, Symmetry resolved entanglement: exact results in 1d and beyond, *Journal of Statistical Mechanics: Theory and Experiment* **2020**, 033106 (2020).
 - [26] A. Neven, J. Carrasco, V. Vitale, C. Kokail, A. Elben, M. Dalmonte, P. Calabrese, P. Zoller, B. Vermersch, R. Kueng, and B. Kraus, Symmetry-resolved entanglement detection using partial transpose moments, (2021), arXiv:2103.07443 [quant-ph].
 - [27] D. V. Else, I. Schwarz, S. D. Bartlett, and A. C. Doherty, Symmetry-protected phases for measurement-based quantum computation, *Phys. Rev. Lett.* **108**, 240505 (2012).
 - [28] D. T. Stephen, D.-S. Wang, A. Prakash, T.-C.

- Wei, and R. Raussendorf, Computational power of symmetry-protected topological phases, *Phys. Rev. Lett.* **119**, 010504 (2017).
- [29] R. Raussendorf and H. J. Briegel, A one-way quantum computer, *Physical Review Letters* **86**, 5188 (2001).
- [30] A. Kumar, P. T. Dumitrescu, and A. C. Potter, String order parameters for one-dimensional floquet symmetry protected topological phases, *Phys. Rev. B* **97**, 224302 (2018).
- [31] V. Vitale, A. Elben, R. Kueng, A. Neven, J. Carrasco, B. Kraus, P. Zoller, P. Calabrese, B. Vermersch, and M. Dalmonte, Symmetry-resolved dynamical purification in synthetic quantum matter, (2021), arXiv:2101.07814 [cond-mat.stat-mech].
- [32] D. Pérez-García, M. M. Wolf, M. Sanz, F. Verstraete, and J. I. Cirac, String order and symmetries in quantum spin lattices, *Phys. Rev. Lett.* **100**, 167202 (2008).
- [33] N. Tantivasadakarn and A. Vishwanath, Symmetric finite-time preparation of cluster states via quantum pumps, (2021), arXiv:2107.04019 [quant-ph].
- [34] See Supplemental Material for further details.
- [35] N. Laflorencie and S. Rachel, Spin-resolved entanglement spectroscopy of critical spin chains and luttinger liquids, *Journal of Statistical Mechanics: Theory and Experiment* **2014**, P11013 (2014).
- [36] V. Khemani, A. Lazarides, R. Moessner, and S. L. Sondhi, Phase structure of driven quantum systems, *Physical Review Letters* **116**, 250401 (2016).
- [37] D. A. Abanin, W. De Roeck, and F. Huveneers, Theory of many-body localization in periodically driven systems, *Annals of Physics* **372**, 1 (2016).
- [38] D. A. Abanin, E. Altman, I. Bloch, and M. Serbyn, Colloquium: Many-body localization, thermalization, and entanglement, *Rev. Mod. Phys.* **91**, 021001 (2019).
- [39] Y. Bahri, R. Vosk, E. Altman, and A. Vishwanath, Localization and topology protected quantum coherence at the edge of hot matter, *Nature Communications* **6**, 7341 (2015).
- [40] T.-C. Yen, R. A. Lang, and A. F. Izmaylov, Exact and approximate symmetry projectors for the electronic structure problem on a quantum computer, *The Journal of Chemical Physics* **151**, 164111 (2019).
- [41] D. V. Else, B. Bauer, and C. Nayak, Floquet time crystals, *Phys. Rev. Lett.* **117**, 090402 (2016).
- [42] R. Verresen, R. Moessner, and F. Pollmann, One-dimensional symmetry protected topological phases and their transitions, *Phys. Rev. B* **96**, 165124 (2017).
- [43] B. el Friedman, A. Rajak, and E. G. D. Torre, Complete characterization of spin chains with two ising symmetries, *EPL (Europhysics Letters)* **125**, 10008 (2019).
- [44] V. Khemani, R. Moessner, and S. L. Sondhi, A brief history of time crystals, (2019), arXiv:1910.10745 [cond-mat.str-el].
- [45] J. Zhang, P. Hess, A. Kyprianidis, P. Becker, A. Lee, J. Smith, G. Pagano, I.-D. Potirniche, A. C. Potter, A. Vishwanath, *et al.*, Observation of a discrete time crystal, *Nature* **543**, 217 (2017).
- [46] M. Ippoliti, K. Kechedzhi, R. Moessner, S. L. Sondhi, and V. Khemani, Many-body physics in the nisy era: quantum programming a discrete time crystal, (2020), arXiv:2007.11602 [cond-mat.dis-nn].
- [47] P. Frey and S. Rachel, Simulating a discrete time crystal over 57 qubits on a quantum computer, (2021), arXiv:2105.06632 [quant-ph].
- [48] X. Mi, M. Ippoliti, C. Quintana, A. Greene, Z. Chen, J. Gross, F. Arute, K. Arya, J. Atalaya, R. Babbush, *et al.*, Observation of time-crystalline eigenstate order on a quantum processor, (2021), arXiv:2107.13571 [quant-ph].
- [49] R. Raussendorf, D.-S. Wang, A. Prakash, T.-C. Wei, and D. T. Stephen, Symmetry-protected topological phases with uniform computational power in one dimension, *Phys. Rev. A* **96**, 012302 (2017).
- [50] J. Johansson, P. Nation, and F. Nori, Qutip: An open-source python framework for the dynamics of open quantum systems, *Computer Physics Communications* **183**, 1760 (2012).
- [51] J. Johansson, P. Nation, and F. Nori, Qutip 2: A python framework for the dynamics of open quantum systems, *Computer Physics Communications* **184**, 1234 (2013).
- [52] L. Pontrjagin, The theory of topological commutative groups, *Annals of Mathematics* **35**, 361 (1934).
- [53] E. R. van Kampen, Locally bicomact abelian groups and their character groups, *Annals of Mathematics* **36**, 448 (1935).
- [54] Cohomology of free groups, https://groupprops.subwiki.org/wiki/Group_cohomology_of_free_groups, accessed: 2021-04-26.
- [55] A. Y. Kitaev, Unpaired majorana fermions in quantum wires, *Physics-Uspekhi* **44**, 131 (2001).
- [56] R. Aguado, Majorana quasiparticles in condensed matter, *La Rivista del Nuovo Cimento* **40**, 523 (2017).
- [57] B. M. Terhal and D. P. DiVincenzo, Classical simulation of noninteracting-fermion quantum circuits, *Phys. Rev. A* **65**, 032325 (2002).
- [58] M. Wimmer, Algorithm 923: Efficient numerical computation of the pfaffian for dense and banded skew-symmetric matrices, *ACM Trans. Math. Softw.* **38**, 1 (2012).
- [59] Y. G. Berkovich and E. Zhmud, Characters of finite groups. Part 1, *Translations of Mathematical Monographs*, vol. 172, American Mathematical Society, Rhode Island (1998).

Appendix A: FSPT characterization and cohomology classification

In this appendix we derive Eq. 1 of the main text. In one dimension, we have simple formulas for FSPTs of bosons for finite Abelian groups. We start by reviewing known results. Let G be a finite Abelian group, then the Pontryagin duality indicates that $\mathcal{H}^1[G, U(1)] \simeq G$ [52, 53]. Additionally, it is known that $\mathcal{H}^i[G, U(1)] = \mathcal{H}^{i+1}[G, \mathbb{Z}]$, $\mathcal{H}^1[\mathbb{Z}, \mathbb{Z}] = \mathcal{H}^0[\mathbb{Z}, \mathbb{Z}] = \mathbb{Z}$ and $\mathcal{H}^j[\mathbb{Z}, \mathbb{Z}] = 0$ for $j \neq 0, 1$ [13, 54]. Moreover, the cohomology of $\mathcal{H}^d[A \times B, \mathbb{Z}]$ can be splitted in terms of the cohomology of $\mathcal{H}^i[A, \mathbb{Z}]$ and $\mathcal{H}^i[B, \mathbb{Z}]$ with $i \leq d$ according to Knuth formula, see Eq. (J55) of Ref. [13]. In the case of $A = G$ and $B = \mathbb{Z}$, we have

$$\begin{aligned} \mathcal{H}^d[G \times \mathbb{Z}, U(1)] &= \\ \mathcal{H}^{d+1}[G \times \mathbb{Z}, \mathbb{Z}] &= \mathcal{H}^{d+1}[G, \mathbb{Z}] \otimes_{\mathbb{Z}} \mathcal{H}^0[\mathbb{Z}, \mathbb{Z}] \times \\ &\quad \mathcal{H}^d[G, \mathbb{Z}] \otimes_{\mathbb{Z}} \mathcal{H}^1[\mathbb{Z}, \mathbb{Z}] \times \\ &\quad \text{Tor}_1^{\mathbb{Z}}[\mathcal{H}^{d+1}(G, \mathbb{Z}), \mathcal{H}^0(\mathbb{Z}, \mathbb{Z})] \times \\ &\quad \text{Tor}_1^{\mathbb{Z}}[\mathcal{H}^d(G, \mathbb{Z}), \mathcal{H}^1(\mathbb{Z}, \mathbb{Z})], \end{aligned}$$

where we have used the fact that $\mathcal{H}^i[\mathbb{Z}, \mathbb{Z}] \otimes_{\mathbb{Z}} M = \mathbb{Z}_1 \otimes_{\mathbb{Z}} M = \mathbb{Z}_1$ for $i \geq 2$ (where M is the corresponding cohomology group) according to Eq. (J51) of Ref. [13], and we have also used similar relations for $\text{Tor}_1^{\mathbb{Z}}[M, \mathbb{Z}_1] = \mathbb{Z}_1$ and thus we have omitted terms containing $\mathcal{H}^i[\mathbb{Z}, \mathbb{Z}]$ with $i \geq 2$. The remaining $\text{Tor}_1^{\mathbb{Z}}$ terms are also 0 as a result of $\text{Tor}_1^{\mathbb{Z}}[M, \mathbb{Z}] = 0$. Applying all the results from the start of the paragraph with Eq. (J51) from Ref. [13] we end up with $\mathcal{H}^{d+1}(G \times \mathbb{Z}, \mathbb{Z}) = \mathcal{H}^{d+1}(G, \mathbb{Z}) \times \mathcal{H}^d(G, \mathbb{Z})$. Therefore, we conclude that $\mathcal{H}^d[G \times \mathbb{Z}, U(1)] = \mathcal{H}^d[G, U(1)] \times \mathcal{H}^{d-1}[G, U(1)]$. For the case of one dimension, we have that

$$\mathcal{H}^2[G \times \mathbb{Z}, U(1)] = \mathcal{H}^2[G, U(1)] \times G, \quad (\text{A1})$$

where we have used that $\mathcal{H}^1(G, U(1)) \simeq G$ for finite Abelian group G .

Appendix B: Mapping to free fermion model

In this appendix we detail the free fermion methods used to compute the spectrum in Fig. 2(b) and parity switching in Fig. 2(c) of the main text. Our \mathbb{Z}_2 bosonic model can be exactly mapped to free fermion model by applying the Jordan-Wigner (JW) transformation. The resulting fermionic chain, often referred to as the Kitaev chain [55, 56] can be solved by going into the single-particle picture, whose computational dimension is reduced exponentially.

The JW transformation maps the stroboscopic evolution to free-fermion single-particle stroboscopic evolution. The evolution $e^{-iH_X} = e^{-i\frac{\beta}{2} \sum_i X_i}$ is mapped into an on-site term $e^{-i\alpha \sum_i (f_i^\dagger f_i - \frac{1}{2})}$ and the interaction $e^{-iH_{ZZ}} = e^{-i\frac{\beta}{2} \sum_i Z_i Z_{i+1}}$ is mapped into an hopping term $e^{-i\frac{\beta}{2} \sum_{i,j} f_j^\dagger f_{j+1} + f_j f_{j+1} + \text{c.c.}}$, where f_i^\dagger, f_i are the creation and annihilation fermionic operators. The resulting fermionic Hamiltonian can be easily solved by introducing the Majorana fermion operators. Defining $a_i = \frac{\gamma_{2i} + i\gamma_{2i+1}}{2}$ we obtain a new Hamiltonian $H_M = \sum_{i,j} \gamma_i A \gamma_j \equiv -i \sum_{i,j} \gamma_i \frac{h}{4} \gamma_j$, where A is an anti-symmetric matrix (as the Hamiltonian is hermitian) and h is the single-particle Hamiltonian (see Eq. (57) in Ref. [56] for the exact Majorana form). By focusing on the single-particle Hamiltonian h we reduce the dimension of the Hamiltonian to $2L \times 2L$, obtaining an efficient way to compute the time evolution. Combining two such single-particle Hamiltonians h_1, h_2 into an effective single-particle Hamiltonian h_3 is given by $e^{-ih_3} = e^{-ih_2} e^{-ih_1}$, which can be proved by the BCH formula and the commutation relations of the Majorana operators. This combined Hamiltonian satisfy the relation $e^{-iH_m^3} = e^{-iH_m^2} e^{-iH_m^1}$, where H_m^i is the Majorana Hamiltonian generated by the corresponding h_i single-particle Hamiltonian. Therefore, the stroboscopic evolution in the Majorana picture can be solved effectively for many periods by combining the single-particle Hamiltonians iteratively.

Majorana exact solution

We proceed to calculate the average subsystem parity $\langle X_1 \dots X_{L_A} \rangle$ using the explicit Majorana formalism of the non-interacting fermions in 3 steps: (i) The average parity transforms in the Majorana picture is given by the average of $(-i)^{L_A} \langle \gamma_0 \gamma_1 \dots \gamma_{2L_A-1} \rangle = (-i)^{L_A} \text{Pf}(M)$, where M_{ij} is the anti-symmetric $2L_A \times 2L_A$ matrix $\langle \gamma_i \gamma_j \rangle$ with zero diagonal for $i, j = 0, \dots, 2L_A - 1$ and $\text{Pf}(M)$ denotes the Pfaffian, see [57] (For the calculation of the Pfaffian, we have used the Python library pfpack, which implemented the fast algorithm in Ref. [58] for calculating Pfaffians). (ii) We continue from here by calculating the $\langle \gamma_i \gamma_j \rangle$ on the time-evolved state by observing the form of $U^\dagger \gamma_i U$. As the total effective Hamiltonian is quadratic, we have a simple form for the Hadamard formula

$$e^X Y e^{-X} = Y + [X, Y] + \frac{1}{2!} [X, [X, Y]] + \dots, \quad (\text{B1})$$

where the action $[X, O]$ on operator O is known as the adjoint $\text{Ad}_X Y$. (iii) Putting it all together, we obtain the parity for very large L 's as this method scales polynomially with L .

In our case, we have that $X = \sum_{i,j} A_{ij} \gamma_i \gamma_j$, $Y = \gamma_k$. Therefore, we only need to compute $[\gamma_i \gamma_j, \gamma_k]$. The result is given from simple commutation identities $[AB, C] = A[B, C] + [A, C]B$. Hence, $[\gamma_i \gamma_j, \gamma_k] = 2[\gamma_i(\delta_{jk} - \gamma_k \gamma_j) + (\delta_{ik} - \gamma_k \gamma_i)\gamma_j] = 2[\gamma_i \delta_{jk} - \gamma_j \delta_{ik}]$, where we used $\{\gamma_i, \gamma_j\} = 2\delta_{ij}$ and $[\gamma_i, \gamma_j] = \gamma_i \gamma_j - \gamma_j \gamma_i = 2(\delta_{ij} - \gamma_j \gamma_i)$. The result is that $[X, Y] = \sum_{i,j} A_{ij} [\gamma_i \gamma_j, \gamma_k] = \sum_{i,j} 2A_{ij} [\gamma_i \delta_{jk} - \gamma_j \delta_{ik}] = 2(\sum_i A_{ik} \gamma_i - \sum_j A_{kj} \gamma_j) = 2 \sum_i (A_{ik} - A_{ki}) \gamma_i$.

We continue by calculating $[X, [X, Y]]$. Substituting the last result we have that $[X, [X, Y]] = \sum_{i,j,l} A_{ij} 2(A_{lk} - A_{kl}) [\gamma_i \gamma_j, \gamma_l] = \sum_{i,j,l} 2A_{ij} (A_{lk} - A_{kl}) 2[\gamma_i \delta_{jl} - \gamma_j \delta_{il}] = \sum_{i,j} 4A_{ij} [(A_{jk} - A_{kj}) \gamma_i - \gamma_j (A_{ik} - A_{ki})] = 4 \sum_{i,j} [A_{ij} - A_{ji}] [A_{jk} - A_{kj}] \gamma_i$. More generally, assuming $Y = \sum_l B_l \gamma_l$, we see that applying Ad_X (i.e., $Y \rightarrow [X, Y]$) on it, we have that $B \rightarrow 2(A - A^T)B$ (it transforms a vector to vector) after such adjoint action. We derive it explicitly, $[X, Y] = \sum_{i,j,l} A_{ij} B_l [\gamma_i \gamma_j, \gamma_l] = 2 \sum_{i,j,l} A_{ij} B_l [\gamma_i \delta_{jl} - \gamma_j \delta_{il}] = 2 \sum_{i,j} A_{ij} B_j \gamma_i - 2 \sum_{i,j} A_{ij} B_i \gamma_j = 2 \sum_i [\sum_j (A_{ij} - A_{ji}) B_j] \gamma_i$. Therefore, we have that $B_i \rightarrow 2(A_{ij} - A_{ji}) B_j = 2((A - A^T)B)_i$. Thus, the adjoint action corresponds to a transformation $B \rightarrow 2(A - A^T)B$.

Using the formula from the last paragraph we sum the series given by Eq. B1. We have that $e^X Y e^{-X} = \sum_n \frac{2^n}{n!} [(A - A^T)^n B]^i \gamma_i$ (we use Einstein summation convention here and throughout the section) for $X = \sum_{i,j} A_{ij} \gamma_i \gamma_j$, $Y = \sum_i B_i \gamma_i$. For antisymmetric $A = -A^T$ we can simplify the expression $e^X Y e^{-X} = \sum_n \frac{4^n}{n!} [A^n B]^i \gamma_i = [e^{4A} B]^i \gamma_i$. Hence, we are able to calculate exactly $\langle \gamma_i \gamma_j \rangle$ using the above derived formula, which uses only $2L \times 2L$ matrices, and thus exponentially faster.

To complete the calculation we span $\langle \psi | \gamma_i \gamma_j | \psi \rangle$ with linear combinations of $\langle 0 | \gamma_{i'} \gamma_{j'} | 0 \rangle$ and get a simple formula for the vacuum expectation values. First, using the results of the last paragraph we can simply span $\langle \psi | \gamma_i \gamma_j | \psi \rangle = \sum_{i',j'} [e^{4A} \delta_{k,i}]^{i'} [e^{4A} \delta_{k,j}]^{j'} \langle 0 | \gamma_{i'} \gamma_{j'} | 0 \rangle$. Thus, we are left to calculating the vacuum expectation values $\langle 0 | \gamma_{i'} \gamma_{j'} | 0 \rangle$. In the fermionic language, the state $|0\rangle$ is mapped into the even parity fermionic state over pairs, which is the eigenstate of $i\gamma_{i+1} \gamma_i$ with eigenvalue +1. Applying γ_k on such even parity state will break its parity for the respective pair, but when accompanied with its pair the even parity is restored, thus, $\langle 0 | \gamma_{i'} \gamma_{j'} | 0 \rangle \propto \delta_{i',j' \pm 1}$ for $i' \neq j'$, where the sign depends on how the pairs are clustered. We can also show this analytically by explicitly casting the Majorana operators to fermionic ones $\gamma_{2i} = f_i + f_i^\dagger$, $\gamma_{2i+1} = -i(f_i - f_i^\dagger)$. Let us consider all cases: 1. $\langle 0 | \gamma_i \gamma_i | 0 \rangle = 1$. 2. Assuming i is even, we have $\langle 0 | \gamma_i \gamma_{i+1} | 0 \rangle = i$ and 0 for any other pair. 3. Assuming i is odd, we have $\langle 0 | \gamma_i \gamma_{i-1} | 0 \rangle = -i$ and

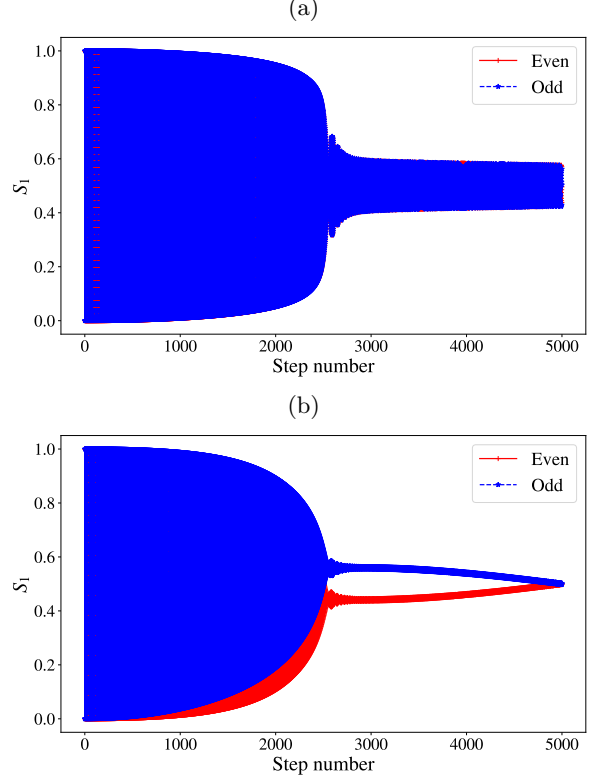


FIG. 4. Calculations of symmetry resolved probabilities for $L = 100$ and $N_{\text{steps}} = 5000$ and either $L_A = 50$ (a) or $L_A = 1$ (b).

0 for any other pair. To conclude, we can solve and write all these expressions explicitly and numerically evaluate the parity.

Starting from another product state of the fermions involves only changing some of the correlators. For that, we only calculate the even case $\langle 1 | \gamma_{2i} \gamma_{2i+1} | 1 \rangle$ (as for $i \neq j$ we will have unmatched fermion numbers on either the i 'th site or the j 'th site). The results can be calculated explicitly using the fermions notation $\langle 1 | \gamma_{2i} \gamma_{2i+1} | 1 \rangle = \langle 1 | (f_i + f_i^\dagger)(-i(f_i - f_i^\dagger)) | 1 \rangle = -i \langle 1 | f_i^\dagger f_i | 1 \rangle = -i$. Using anti-commutation relations we have that $\langle 1 | \gamma_{2i} \gamma_{2i+1} | 1 \rangle = i$. The odd case is obtained by anti-commuting the even case. Therefore, we can calculate the correlations even for initial states as $|- + + \dots + + - \rangle$ in the spin case.

Appendix C: Parity switching simulations

In this appendix we provide additional results and analysis of the phase transition. We now apply free fermion methods to extract further results allowing to access the phase transition for large systems.

In Fig. 4(a) we plot the subsystem parity proba-

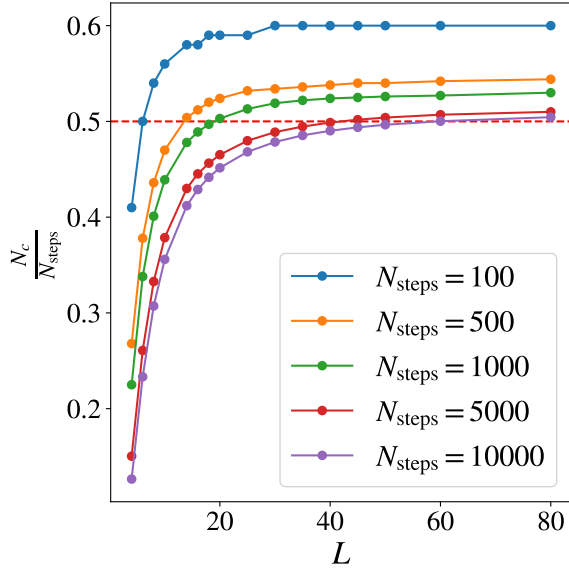


FIG. 5. The crossing ratio $\frac{N_c}{N_{\text{steps}}}$ for several N_{steps} and varying system size L , where N_c is the crossing step. This ratio converges to the phase transition point $N_c = 0.5 \times N_{\text{steps}}$ (dashed red line) in the limit $N_{\text{steps}} \rightarrow \infty$, $L \rightarrow \infty$.

bility S_1 for $L = 100$ and $L_A = 50$ and $N_{\text{steps}} = 5000$ steps. The parity indeed switches from even to odd as expected in the topological phase, and this switching decays very fast after the phase transition. Assigning a fine envelope function (see Fig. 2(c) in the main text) shows a first crossing at $S_1 = 0.5$ occurring at step number $2535 = N_{\text{steps}} \times 0.507$. As we discuss below, we expect that as L and N_{steps} grow the switching will decay almost completely in the trivial regime and the first crossing point will match the phase transition point at the step $0.5 \times N_{\text{steps}}$.

The edge modes in the topological regime are expected to delocalize as we move towards the ferromagnetic phase, while at the start they are localized at the edge qubits. One can visualize the edge-delocalization effect by selecting a small subsystem size L_A , which here is taken to be $L_A = 1$. The resulting S_1 is plotted in Fig. 4(b). We observe that $S_1(\text{odd})$ and $S_1(\text{even})$ acquire different values close to the phase transition. This is in contrast to Fig. 4(a), where we see that the probabilities of finding a large subsystem in opposite sectors is identical. This follows from the existence of a finite localization length ξ . Close to the transition, when $L_A \ll \xi$, the parity switching in the region L_A is incomplete.

Phase transition point scaling

Let us focus on the case $L_A = L/2$ discussed in the main text. From Fig. 2(c) in the main text, one can operationally identify the crossing point of the envelope function with the phase transition. Using this definition, we are able to plot the step number of the crossing point, N_c , as a function of L and N_{steps} , see Fig. 5. We see that as N_{steps} increases, the curves converge in the large system size to $N_c = 0.5 N_{\text{steps}}$, as expected. The mismatch for lower N_{steps} is understood from the accumulated phase of the not-exact π -mode as explained in Sec. (D).

Appendix D: Two Floquet eigenstates description of adiabatic evolution

In this appendix we describe the two-Floquet eigenstate adiabatic evolution to characterize the phase transition from data such as Fig. 2(c) of the main text.

Envelope crossing in the vicinity of the phase transition

As discussed in the main text, we see in Fig. 2(c) a clear signature of the transition near $\theta = \pi/4$ followed by a beating structure in $S_1(\text{even})$ in the ferromagnetic phase. We now explain this parity switching by using a two-Floquet eigenstate description.

An indication for the phase transition is seen from the quasi-energy spectrum of the Floquet operator F along the adiabatic path shown in Fig. 2(b) of the main text. Starting from $F(\alpha, \beta) = F(1, \pi)$, the parameters α, β are changed continuously till the end point $\alpha = 0, \beta = \pi - 1$. For each such F along the path, we construct the single-particle $2L \times 2L$ Majorana Hamiltonian h . Then, we plot for each such step along the adiabatic path the single-body quasi-energy spectrum of these h 's, which is defined from $-\pi$ till π . We see that at the phase transition point we lose the Majorana π -mode (MPM) and are left only with the Majorana 0-mode (MZM). We denoted by $\omega_{\pi\text{-mode}}$ the single particle quasi-energy corresponding to the π -mode in the topological phase (i.e. $\max(\omega_i)$ in the range $(-\pi, \pi)$).

Our initial state $|+\rangle$ is a linear superposition of two Floquet manybody eigenstates $|1\rangle$ and $|2\rangle$ with quasienergies ω_1 and ω_2 respectively, which differ by a π -single particle mode. The single-particle spectrum indicates the relative phase acquired by these two components upon Floquet evolution.

In order to describe a simple two Floquet eigenstates description, consider for simplicity the follow-

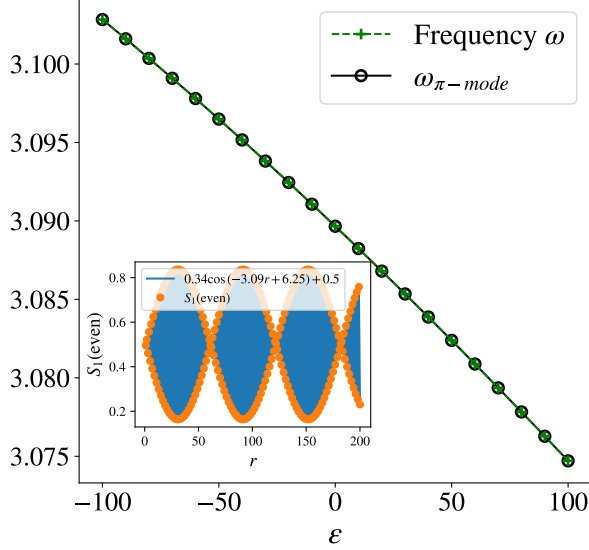


FIG. 6. Fitting parameter ω defined in Eq. (D1) obtained via a calculation of $S_1(\text{even})$ for $L = 2L_A = 20$, $N_{\text{steps}} = 10000$ and $r = 200$. We also plot the single particle quasi-energy $\omega_{\pi\text{-mode}}$ and observe that they coincide. Inset shows the fit for $\varepsilon = 0$ stopping point, where the x axis mark the r repetitions.

ing protocol. We first proceed as in the adiabatic protocol described in the main text for $N_{\text{steps}}/2 + \varepsilon$ steps. Next, we evolve for r repetitions according to a constant Floquet operator F corresponding to the stopping point at the $N_{\text{steps}}/2 + \varepsilon$ step.

Now we examine the evolution of the subsystem parity along the r last periods in the above protocol. Imagine starting from a state $|\Psi\rangle = a_1|1\rangle + a_2|2\rangle$ at some fixed value of θ corresponding to the stopping point, and then continue applying the same $F(\theta)$ for $0 \leq n \leq r$ times. Using the ansatz $P_A|1\rangle = e^{i\chi}|2\rangle$ for the topological phase, where χ is some phase, we see that

$$\begin{aligned} \langle\Psi|P_A(n)|\Psi\rangle &= \langle\Psi|F^{\dagger n}P_AF^n|\Psi\rangle \\ &= a_1a_2^*e^{in(\omega_2-\omega_1)}e^{i\eta} + c.c. \\ &= 2A\cos(\omega n + \phi). \end{aligned} \quad (\text{D1})$$

The last equation provides a simple fitting formula for the above protocol. Here, $\omega = \omega_2 - \omega_1$ coincides with $\omega_{\pi\text{-mode}}$ at the stopping point.

In Fig. 6 we plot the fit parameter ω near the transition, as a function of $\varepsilon = -100, -90, \dots, 100$. To obtain this fit, we compute $S_1(\text{even})$ as function of n and fit to the function $A\cos(\omega n + \phi) + 0.5$ resulting from Eq. (D1). We then compare the fitting parameter ω to the single particle quasi-energy $\omega_{\pi\text{-mode}}$ and obtain an excellent agreement.

In Fig. 7 we plot the fitted amplitude A near the transition for different system sizes. We can see

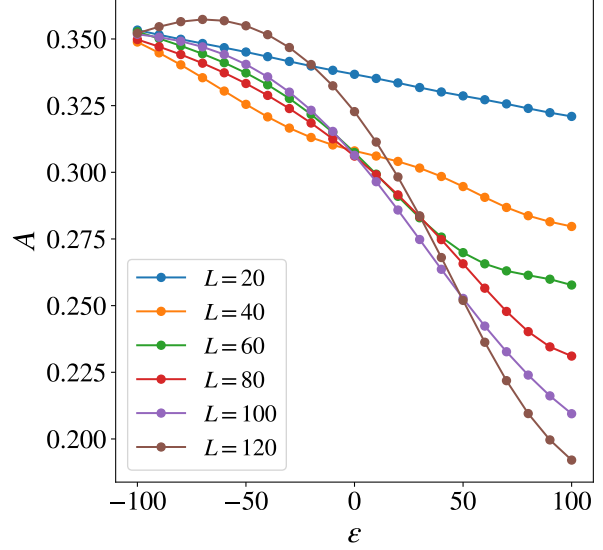


FIG. 7. Fitting parameter A defined in Eq. (D1) for several system sizes L , $L_A = L/2$, $N_{\text{steps}} = 10000$ and $r = 50$. We see a phase transition emerging for larger L 's.

that A behaves like an order parameter of the FSPT phase, decaying from a finite value in the topological phase to near zero in the ferromagnetic phase. This decay sharpens as we increase the system size. Next we provide a theoretical description for this behavior.

Envelope beating in the ferromagnetic phase

The two Floquet eigenstate description persists all the way from the topological to the ferromagnetic phase. This holds as long as adiabaticity is maintained. To identify the relevant pair of Floquet eigenstates in the ferromagnetic phase we plot the many-body spectrum for 4 qubits as function of $\theta \in (0, \pi/2)$, see Fig. 8. Each level is two-fold degenerate due to the Majorana 0-mode. The initial state $|+\rangle$ at $\theta = 0$ is a linear combination of two Floquet eigenstates

$$\begin{aligned} |1\rangle &= |++++\rangle + v_L v_R |++++\rangle, \\ |2\rangle &= |++++\rangle - v_L v_R |++++\rangle, \end{aligned} \quad (\text{D2})$$

as marked on the figure. Here $v_L, v_R = e^{-i\frac{\alpha}{4}X_{L/R}}Z_{L/R}e^{i\frac{\alpha}{4}X_{L/R}}$ with $Z_L = Z_1$ and $Z_R = Z_4$ and similarly for $X_{L,R}$. Up to a phase factor, $v_{L/R}$ flip the corresponding boundary spin from $|+\rangle$ to $|-\rangle$. We now follow this pair eigenstates to the ferromag-

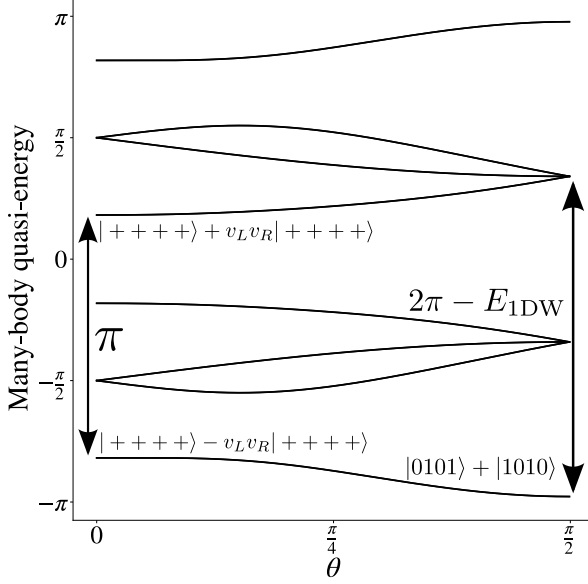


FIG. 8. Many-body spectrum of the Floquet operator in Eq. (7) for $L = 4$. We identify the evolution of the initial $|+\rangle$ state as a linear combination of the two marked eigenstates. The quasienergy difference changes from π to β , the energy of a domain wall in the ferromagnetic phase.

netic side $\theta = \pi/2$, where $F(\theta = \frac{\pi}{2}) = e^{-iH_{\text{FM}}}$ with

$$H_{\text{FM}} = -\frac{\beta}{2} \sum_{i=1}^3 Z_i Z_{i+1}. \quad (\text{D3})$$

We can see in the figure that $|2\rangle$ evolves into a state with quasienergy $E_0 = \frac{3\pi-3}{2} = \frac{3\beta}{2}$ (where $\beta = \pi - r_0$ with $r_0 = 1$). This state corresponds to the maximally excited state of the ferromagnet, where all bonds are anti-aligned (in the Floquet setting there is no notion of ground state, and adiabaticity only maps eigenstates to eigenstates). Similarly, the state $|1\rangle$ evolves to a state with energy $E_1 = E_0 - \beta = \frac{\beta}{2}$. This state is the second maximally excited state of the ferromagnet, having one less domain wall. The even parity state is a specific linear combination of 6 2-domain wall states,

$$|E_1\rangle = (1 + \prod_{i=1}^4 X_i)(c_1|0010\rangle + c_2|0110\rangle + c_3|0100\rangle). \quad (\text{D4})$$

Here c_i is the wave function amplitude to find that there is no domain wall in the link connecting the sites i and $i+1$. Thus, by exact diagonalization of a small system we see that the π -quasienergy difference between the two initial Floquet eigenstates, changes in the ferromagnetic phase into the energy of a domain wall excitation $E_{1\text{DW}} = \beta$. Since this

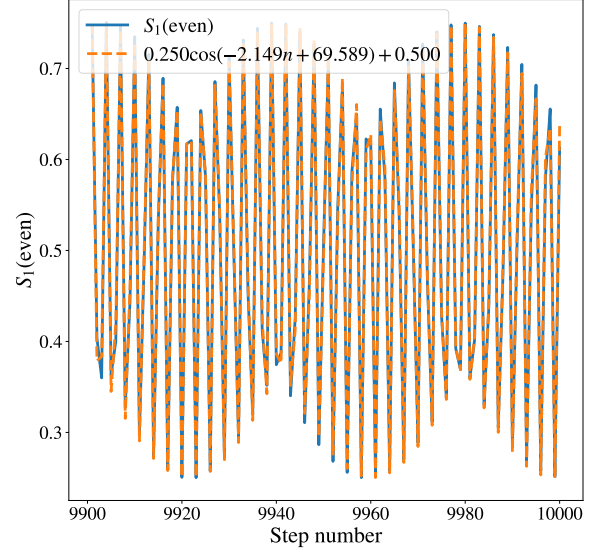


FIG. 9. Symmetry resolved even probability for $L = 2L_A = 8$ and $N_{\text{steps}} = 10000$, with a fit for the last 100 points in the ferromagnetic phase with $A \cos(\omega n + \phi) + 0.5$.

energy is not locked to a fraction of 2π , it leads to a beating structure. A fit of the form of Eq. (D1) deep in the ferromagnetic phase is shown in Fig. 9. We see that $\omega \approx -2.149 \approx -\beta = 1 - \pi$ as expected from the domain wall energy excitation.

Valuable information can be extracted by examining the dependence of the fit amplitude A on L and N_{steps} . This is plotted in Fig. 10(a). We see that A decreases as $L \rightarrow \infty$. Moreover, we see the importance of the adiabatic limit in seeing this transition. In Fig. 10(b) we show a logarithmic plot of the results in the adiabatic limit, which shows the relation $A \propto \frac{1}{\sqrt{L}}$. We next explain the origin of this relation.

We revise the argument in Eq. (D1) in terms of the two eigenstates in the ferromagnetic phase. The matrix element of P_A between the two eigenstates in the ferromagnetic phase, consisting of the ferromagnetic (maximally excited) state and a state differing from it by a single-domain wall excitation, is proportional to the amplitude c_{L_A} of the domain wall to be located at the interface between the two subsystems, see Eq. (D4). To determine this wave function, in Fig 11 we plot the amplitude A fit for the trivial regime for each bipartition subsystem of size L_A (excluding the edge qubits) in a $L = 30$ system. We observe a match with the groundstate of a particle in an infinite well of size L , which is $c_j \propto \sin(\pi \frac{j}{L})$. From the normalization of this wave function, the

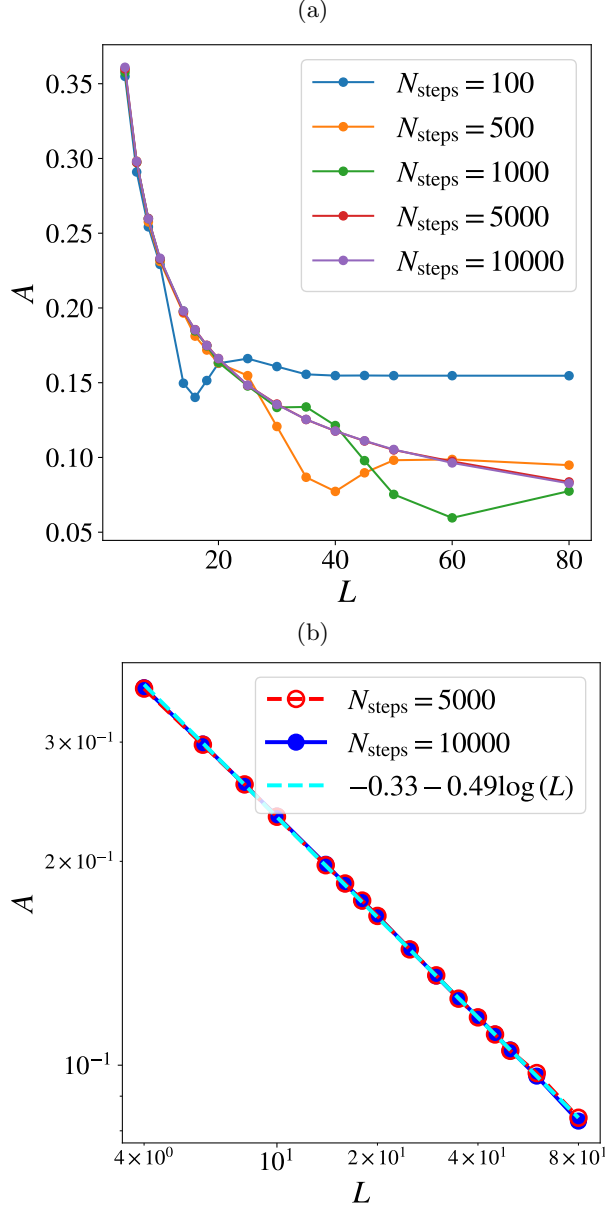


FIG. 10. (a) Fit amplitude A for the ferromagnetic regime (each amplitude is generated from a fit with $\frac{N_{\text{steps}}}{10}$) as function of L for various N_{steps} . (b) In the adiabatic limit A follows a $\frac{1}{\sqrt{L}}$ behavior in the adiabatic limit.

amplitude for half of the system $L_A = \frac{L}{2}$ scales as $\frac{1}{\sqrt{L}}$.

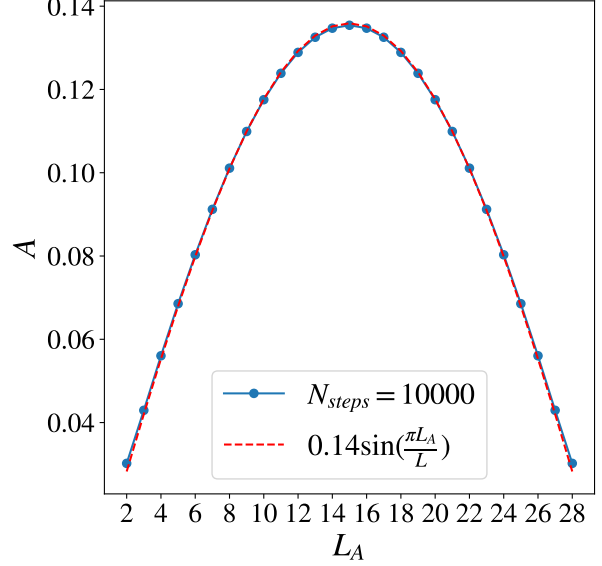


FIG. 11. Amplitude fit A as a function of the subsystem size L_A for $L = 30$ accompanied with a dashed red line fit of the ground state wave-function for particle in an infinite potential well.

Appendix E: Experimental results on NISQ computer

We provide all the experimental runs for different system sizes L and N_{steps} . We have performed all the experiments on the IonQ NISQ computer, which is an ion-trapping based computer with 11 qubits. In Fig. 12 we see that the experimental and theoretical predictions of the switching are in a very good agreement. The phase transition can also be seen clearly from the color plots, where the blue color turns to red. A python code example for the results is presented below.

Listing 1. Python Code

```
# general imports
import matplotlib.pyplot as plt
# magic word for producing visualizations in notebook
%matplotlib inline
import string
import time
import numpy as np
import random as rd
```

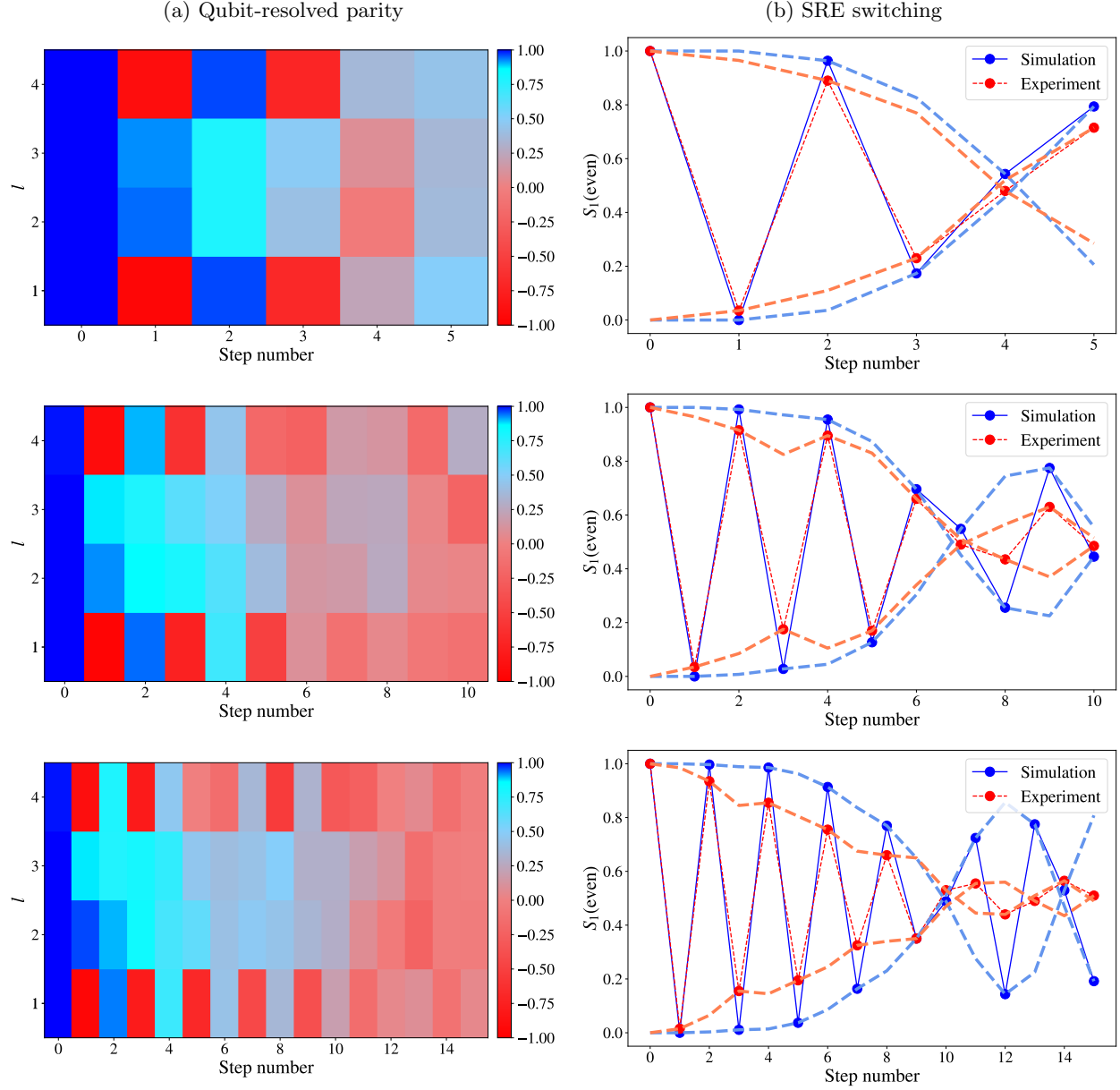


FIG. 12. Adiabatically crossing a topological phase transition on the IonQ NISQ computer. We use $L = 4$ qubits for several $N_{\text{steps}} = 5, 10, 15$. (a) Qubit-resolved parity across the adiabatic path, where for the l 'th qubit we have color plotted the $\langle X_l \rangle$. (b) Plot of the experimental $S_1(\text{even})$ along with the theoretical prediction. An envelope was plotted to mark the crossing, which occurs when the two lines of the envelope intersect.

```
import json
import os

# AWS imports: Import Braket SDK modules
from braket.circuits import Circuit, Gate, Observable
from braket.devices import LocalSimulator
from braket.aws import AwsDevice, AwsQuantumTask
```

```

def add_one_step(qc, Nqubits, alpha, beta) :
    for i in range(Nqubits) :
        qc.rx(i, -alpha)
    for i in range(Nqubits-1) :
        qc.cnot(i, i+1)
        qc.rz(i+1, -beta)
        qc.cnot(i, i+1)

#used to prepare the g.s. of the sweet point and to measure X
def add_rotate_all(qc, Nqubits) :
    for i in range(Nqubits) :
        qc.h(i)

def average(items, Nqubits) :
    average = np.zeros(Nqubits)
    for state, count in items :
        value = np.zeros(Nqubits)
        for i in range(Nqubits):
            value[i] = (1 - 2 * int(state[i]))
        average += count * (value)
    return average

def parity(items, cut):
    parity = 0;
    for state, count in items :
        value = 1
        for i in range(cut):
            value = value * (1 - 2 * int(state[i]))
        parity += value * count
    return parity

#PHYSICAL PARAMETERS

Nshots = 1000;
Nqubits = 4;
Nsteps = 10;
radius = 1.0;

device = LocalSimulator();
#TO run on actual device use
#device = AwsDevice("arn:aws:braket:::device/qpu/ionq/ionQdevice")

#BUILDING AND RUNNING THE CIRCUIT

qc = Circuit()

#prepare the g.s. of the sweet point
add_rotate_all(qc, Nqubits)

angles = np.pi / 2 * np.array(range(Nsteps)) / (Nsteps - 1)
alphas = radius * np.cos(angles)
betas = np.pi - radius * np.sin(angles)

```

```

all_id=[] #used for AWS machines
all_prob=[] #used for local simulator

for n in range(Nsteps+1):

    if n>0 :
        add_one_step(qc,Nqubits,alphas[n-1],betas[n-1])

        #rotate in X direction
        temp_qc=qc.copy()
        add_rotate_all(temp_qc,Nqubits)

        #run and measure
        #for actual device add "s3_destination_folder"
        all_prob.append(device.run(temp_qc,shots=Nshots).result().
            measurement_probabilities)

#COMPUTING EXPECTATION VALUES

all_avg=[]
all_parity=[]

for n in range(Nsteps+1):
    items=all_prob[n].items()
    all_parity.append(parity(items,int(Nqubits/2)));
    all_avg.append(average(items,Nqubits))

print("N_qubits = "+str(Nqubits))
print("time steps = "+str(Nsteps))
print("radius = "+str(radius))

print("average parity of L/2 qubits")
print(all_parity)
print("polarization")
print(np.array(all_avg))

# RESULTS:
# N_qubits = 4
# time steps = 10
# radius = 1.0
# average parity of L/2 qubits
# [1.0, -1.0, 0.98, -0.9640000000000001, 0.9059999999999999,
    -0.73, 0.35999999999999993, 0.05799999999999975, -0.476,
    0.5760000000000002, -0.10199999999999998]
# polarization
# [[ 1.      1.      1.      1.    ]
# [-1.      1.      1.     -1.    ]
# [ 0.99    0.97    0.97    0.99   ]
# [-0.914   0.882   0.922  -0.95   ]
# [ 0.688   0.686   0.664   0.706   ]
# [-0.618   0.592   0.582  -0.592   ]
# [ 0.114   0.318   0.306   0.118   ]
# [-0.014   0.528   0.468   0.03    ]
# [-0.372   0.552   0.564  -0.34    ]

```


$$\begin{array}{l} \# \quad [\quad 0.362 \quad 0.302 \quad 0.344 \quad 0.432] \\ \# \quad [-0.062 \quad 0.292 \quad 0.27 \quad -0.048] \end{array}$$

Appendix F: Teleportation from FSPT algebra

In the main text we demonstrated the teleportation protocol for a specific point in the FSPT phase. Here we formulate the teleportation procedure for $G = \mathbb{Z}_2$ only based on the general algebra in Eqs. (3) and (4). Hence the ability to teleport using the controlled- F gate, is a property of the entire phase.

Start from a Floquet eigenstate in the bulk, such that e^{-if} generates just a phase. We encode a “qubit” $|\psi\rangle = \sum_g \alpha_g |g\rangle$ at the left edge in the G -symmetry eigenbasis $|g\rangle = |\pm\rangle$ and we encode the identity group element state $|+\rangle$ in the right-edge qubit. We denote the initial state in terms of the left and right edges $|\psi\rangle_L \otimes |+\rangle_R$. The action of F on the bulk qubits generates a phase e^{-if} . Applying $I + Fe^{if}$ we reach the state $[I + v_L v_R] |\psi\rangle_L \otimes |+\rangle_R$. Next, we measure the left qubit and assume it is found in the $|+\rangle$ state. Using Eq. (6), we have $\Pi_+ v_L = v_L \Pi_-$. Hence,

$$\begin{aligned} \Pi_+ [I + v_L v_R] |\psi\rangle_L \otimes |+\rangle_R = \\ [\alpha_+ + \alpha_- \langle + | v_L | - \rangle v_R] |+\rangle_L \otimes |+\rangle_R. \end{aligned} \quad (\text{F1})$$

The left qubit has been measured in $|+\rangle$ and the state of the right qubit becomes

$$\begin{aligned} \alpha_+ |+\rangle + \alpha_- \langle + | v_L | - \rangle v_R |+\rangle = \\ \alpha_+ |+\rangle + \alpha_- \langle + | v_L | - \rangle \langle - | v_R | + \rangle |-\rangle. \end{aligned} \quad (\text{F2})$$

We can see teleportation up to a nonuniversal phase factor $\langle + | v_L | - \rangle \langle - | v_R | + \rangle$. This phase cancels in the case that v_R is locally the same as v_L , generating the opposite phase. We emphasize that this teleportation from the left follows only from the underlying FSPT algebra. For a trivial FSPT, v_L commutes with Π_+ and there is no teleportation.

Appendix G: FSPT action on the signature of general finite Abelian group G

In this section we prove general results on the degeneracy of symmetry sectors. The main result is Eq. (G7) which describes symmetry sectors cycling upon Floquet evolution in the presence of degeneracies due to nontrivial static SPT order. We begin by providing a mathematical description of these degeneracies in the static case.

SPT degeneracies

Our main quantity of interest is the list of length $|G|$ of symmetry resolved probabilities $\{S_1(\mathcal{Q})\}$

whose degeneracies classify the SPT phase. We define the signature (s_1, s_2, \dots) of this list such that the i 'th element of the signature s_i is the degeneracy of the i -th element (choosing any order) of $\{S_1(\mathcal{Q})\}$ after removing from it degenerate elements. For example, the signature of the list $\{3, 3, 5, 5, 6\}$ is $(1, 2, 2)$ (the order here is arbitrary).

Our approach to capture the degeneracies, is by looking for non-zeros of $Z_g = \text{Tr}[U_A(g)\rho]$ based on Ref. [17]. Here we considered pure states ρ describing SPT fixed points build in terms of cocycles according to Ref. [13], and Z_g receives an interpretation as the partition function in the presence of a defect separating the subsystems and carrying a group element g . Let us assume (this is provable for the case of $\mathbb{Z}_N \times \mathbb{Z}_N$) that the g 's such that $Z_g \neq 0$ form a group, which we call $H \leq G$. Therefore, we can simplify the following formula from Ref. [17] (see Eq. 5)

$$S_1(\mathcal{Q}) = \frac{1}{|G|} \sum_{g \in G} \chi_{\mathcal{Q}}(g) Z_g. \quad (\text{G1})$$

As g 's such that $Z_g = 0$ contribute nothing to the sum, we can restrict the sum to those g 's with non-zero $Z_g \neq 0$,

$$S_1(\mathcal{Q}) = \frac{1}{|G|} \sum_{g \in H} \chi_{\mathcal{Q}}(g) Z_g. \quad (\text{G2})$$

We notice that if two symmetry sectors $\mathcal{Q}_1, \mathcal{Q}_2$ have their character fixed on H , defined as $\chi_{\mathcal{Q}_1}(g) = \chi_{\mathcal{Q}_2}(g)$ for every $g \in H$, then $S_1(\mathcal{Q}_1) = S_1(\mathcal{Q}_2)$.

In parallel to the definition of signature, we define families $F_{\mathcal{Q}}$. Families are subsets of G such that every group element is in one and only one family (a.k.a. partition of G). Two group elements are in the same family based on their respective character fixed values over H . Group elements $\mathcal{Q}_1, \mathcal{Q}_2 \in G$ are in the same family if and only if $\chi_{\mathcal{Q}_1}(g) = \chi_{\mathcal{Q}_2}(g)$ for every $g \in H$. The family $F_{\mathcal{Q}}$ contains the group element \mathcal{Q} (there are multiple choices as every element in the family $F_{\mathcal{Q}}$ can be chosen). For an Abelian group G , the number of characters that are fixed over a subgroup $H \leq G$ is $[G : H]$, the index of H in G , which for finite groups is $\frac{|G|}{|H|}$ [59] (see pp. 15). Hence, in each family there are exactly $\frac{|G|}{|H|}$ characters fixed over H , creating a degenerate sector in the symmetry-resolved probabilities $S_1(\mathcal{Q})$. This degeneracy is doubled for $F_{\mathcal{Q}} \neq F_{\mathcal{Q}^{-1}}$, as $S_1(\mathcal{Q}^{-1}) = S_1(\mathcal{Q})$, which we prove below.

The different families of G fix the signature. Assuming no degeneracy doubling between different

families, the signature is

$$\underbrace{(|G|/|H|)}_{|H| \text{ times}}. \quad (\text{G3})$$

This applies to a limited set of cases, for example for $H = \mathbb{Z}_2 \times \mathbb{Z}_2$ and any finite abelian group G with $H \leq G$, and we obtain a signature of $(|G|/4, |G|/4, |G|/4, |G|/4)$. Alternatively for $G = \mathbb{Z}_2 \times \mathbb{Z}_N$ and $H = \mathbb{Z}_1$ we have signature (4), corresponding to the maximal fourfold degeneracy.

Let us prove first that Z_g is real for finite Abelian group G based on cocycles properties and Ref. [17]. First, there is a choice of cocycles (see Refs. [13, 17] for definitions) such that $\omega(ab, c) = \omega(a, c)\omega(b, c)$, $\omega(a, bc) = \omega(a, b)\omega(a, c)$ for $a, b, c \in G$, where $G = \mathbb{Z}_{e_1} \times \dots \times \mathbb{Z}_{e_l}$ is a general finite Abelian group with e_i divides e_{i+1} (such a decomposition always exists as a result of the classification of finite Abelian groups). The proof is based on the usual choice $\omega(a, b) = \exp(2\pi i \sum_{i < j} \frac{p_{ij} a_i b_j}{d_{ij}})$, where $a_i \in \mathbb{Z}_{e_i}$ are representing the element $a \in G$, $d_{ij} = \gcd(e_i, e_j)$ and $p_{i < j}$ enumerates the different SPT phases ($p_{i > j} = 0$ for convenient). The claim is now proved as $\omega(ab, c) = \exp(2\pi i \sum_{i < j} \frac{p_{ij}(a+b)_i c_j}{d_{ij}}) = \exp(2\pi i \sum_{i < j} \frac{p_{ij} a_i c_j}{d_{ij}}) \exp(2\pi i \sum_{i < j} \frac{p_{ij} b_i c_j}{d_{ij}}) = \omega(a, c)\omega(b, c)$, and similarly for the other identity. We write Eq. (21) in Ref. [17]

$$Z_g = \frac{1}{|G|^3} \left[\sum_{s_1} \frac{\beta(s_1 g)}{\omega(g, s_1) \beta(s_1)} \right] \left[\sum_{s_2} \frac{\omega(s_2, g) \beta(s_2)}{\beta(s_2 g)} \right] f(g), \quad (\text{G4})$$

where $f(g) = \left[\sum_{s_3} \frac{\omega(g, s_3)}{\omega(s_3, g)} \right]$ and $\beta(g)$ is a coboundary (arbitrary function from G to $U(1)$). Combining $f(g)$ and the second sum and changing variables $s_3 \rightarrow s_3 s_2$ we transform the inner sum to $\sum_{s_3} \frac{\omega(g, s_2 s_3)}{\omega(s_2 s_3, g)} = \frac{\omega(g, s_2)}{\omega(s_2, g)} \sum_{s_3} \frac{\omega(g, s_3)}{\omega(s_3, g)} = \frac{\omega(g, s_2)}{\omega(s_2, g)} f(g)$. Therefore, we have

$$Z_g = \frac{1}{|G|^3} \eta(g) \overline{\eta(g)} f(g),$$

where $\eta(g) = \left[\sum_{s_1} \frac{\beta(s_1 g)}{\omega(g, s_1) \beta(s_1)} \right]$. It has been proved in Appendix. B of Ref. [17] that $f(g)$ is real, thus, it is clear that Z_g is indeed real.

We now prove that $F_Q \neq F_{Q^{-1}}$ doubles the degeneracy between these families. In Ref. [17] the following identity $Z_{g^{-1}} = \overline{Z_g}$ has been proven. This identity doubles the existing $\frac{|G|}{|H|}$ degeneracy. As Z_g is real, we have the freedom to replace χ_Q by its conjugate $\chi_{Q^{-1}}$, while generating the same value

$S_1(Q) = S_1(Q^{-1})$. As these two values are in different families, we get additional double degeneracy between these two families. Therefore, in the case $F_Q \neq F_{Q^{-1}}$ we have additional double degeneracy.

For the case $G = \mathbb{Z}_N \times \mathbb{Z}_N$ let us number the character by $Q = (q_1, q_2)$. In this case, the group H has elements that are the multiples of $\frac{N}{d}$ in both indices as can be proven from the framework of Ref. [17]. For this group G we have a \mathbb{Z}_N SPT classification enumerated by an integer $m = 0, 1, \dots, N-1$. We define

$$d \equiv \gcd(N, m). \quad (\text{G5})$$

We will next show that the signature is given by

$$\begin{cases} \left(\underbrace{2(N/d)^2, (N/d)^2}_{\frac{d^2-1}{2} \text{ times}} \right), & d \text{ odd}, \\ \left(\underbrace{2(N/d)^2, (N/d)^2}_{\frac{d^2-1}{2} \text{ times}}, \underbrace{(N/d)^2}_{4 \text{ times}} \right), & d \text{ even}. \end{cases} \quad (\text{G6})$$

Examples of such signatures can be found in Table I of Ref. [17].

We now prove Eq. (G6). It is clear that for $Q = (0, 0)$, which is the case that $\chi(g \in H) = 1$, we have only one family, which we notate *the homogeneous family*, of $\frac{|G|}{|H|} = (\frac{N}{d})^2$ as all the entries are real. Moreover, we can explicitly write the q 's representing the characters in this family $q = (c_1 d, c_2 d)$, where c_i is an integer ranging from 0 to $\frac{N}{d} - 1$. It is clear that all the others families are generated from *the homogeneous family* by adding $q' = (q'_1, q'_2) \neq 0$ with $q'_i < d$. We see that we have d^2 such families, each with $(\frac{N}{d})^2$ elements each. Thus, we classify the elements $q' \in \mathbb{Z}_d^2$ that equal to their inverse. In the case that d is even, we have 4 such possibilities $q' = (0, 0), (0, \frac{d}{2}), (\frac{d}{2}, 0), (\frac{d}{2}, \frac{d}{2})$, but in the case d is odd, we have only 1 such $q' = (0, 0)$. Therefore, we have derived Eq. (G6).

FSPT cycling

In the main text we showed that an FSPT with pumped charge c induces cyclic evolution of symmetry sectors $Q \rightarrow Q + c$. In the presence of static SPT order, degeneracies are present between sectors, which reduce the effect of the cyclic evolution between blocks; in the fully degenerate case with a single family, or signature $(|G|)$, the Floquet operator has no effect at all.

In order to describe the nontrivial cyclic evolution, we look at the cycling of the character families rather

than individual blocks. We find that the FSPT with pumped charge c induces a cyclic evolution of character families, which are defined by q' effective charge. Generally, it takes the family q' corresponding to a given $\mathcal{Q} \bmod d$ to

$$q' \rightarrow q' + c \pmod{d}. \quad (\text{G7})$$

Hence, the pumped charge c is recognized by its action on the degenerate family with the largest entanglement, and we notate its character family with q'_{max} (defined mod d on both indices). This family switches to $q'_{max} + c$ upon acting with F , thus, allowing us to recognize the charge based on the entanglement even in the degenerate case. However, this recognition is not complete as c is recognized only mod d . Therefore, we see that even in the degenerate case we do have FSPT entanglement switching between degenerate blocks, opposed to element switching in the simplest \mathbb{Z}_N case.

We exemplify the above paragraph with the example $N = 4$ and $m = 2$, which has $d = 2$. For this case $q' = q'^{-1}$ for each q' . Let us explicitly write the 4 degenerate symmetry-sector families $F_{q'}$ of S_1 ,

$$\begin{aligned} F_{0,0} &= \{(0,0), (0,2), (2,0), (2,2)\}, \\ F_{0,1} &= \{(0,1), (0,3), (2,1), (2,3)\}, \\ F_{1,0} &= \{(1,0), (1,2), (3,0), (3,2)\}, \\ F_{1,1} &= \{(1,1), (1,3), (3,1), (3,3)\}. \end{aligned}$$

The FSPT with charge \mathcal{Q} transforms these families such that $F_i \rightarrow F_{i+c}$. We notice that as i is defined mod d , the FSPT charge effect on the families F is invariant for equal charges mod d . These

equivalent charges transform the families only within themselves and as all the sectors are degenerate the effect is unnoticeable. Thus, we have an interesting phenomenon of different charges leading to the same switching behavior; FSPT charges can be distinguished only modulo d for the m 'th SPT phase of $\mathbb{Z}_N \times \mathbb{Z}_N$.

The case $N = 6$ and $m = 3$ is more involved, as $d = 3$ and hence we have several q' 's such that $q' \neq q'^{-1}$. Let us write the base $F_{0,0}$ family explicitly for this case (note that there is additional degeneracy for $q' \neq q'^{-1}$ between q' and q'^{-1}):

$$F_{0,0} = \{(0,0), (0,3), (3,0), (3,3)\}.$$

We also notice that the values of $F_{q'} = F_{-q'}$, and hence we can sort the families into pairs of q' 's:

$$\begin{aligned} &\{(0,0)\}, \\ &\{(0,1), (0,2)\}, \\ &\{(1,0), (2,0)\}, \\ &\{(1,1), (2,2)\}, \\ &\{(1,2), (2,1)\}, \\ &\{(2,1), (1,2)\}. \end{aligned}$$

Applying F of the FSPT with charge c we notice that the sectors shuffle in a discernable way. Specifically, assuming that $F_{0,0}$ holds all the entanglement, then, with each application of F we transform this entanglement to another sector. As $F_{0,0}$ always exist, we see that we can always recognize the FSPT phase charge c modulo d even in this more involved case.