

NEUTRINOS AND STRONG INTERACTIONS: QCD (and BEYOND?)¹

C.A. García Canal

*IFLP/CONICET and Departamento de Física
Universidad Nacional de La Plata, C.C.67, 1900, La Plata, Argentina*

Abstract

In this talk the answer to the question: what neutrinos have to do with QCD, the present theory of strong interactions? is presented. The answer is positive as some strong arguments on this assertion that are presented bring out.

1 Introduction

The first question to pose and to answer seems to be: what has to do a neutrino that only participates of the weak interaction with QCD the theory of strong interactions? Through this talk we hope that it will become clear that, no doubt, the neutrino has a lot to do with QCD.

The history (or perhaps I should write story...) starts in the seventies when the quark structure of nucleons, the proton in particular, was confirmed by the experimental data obtained in the Gargamelle bubble chamber at CERN acted by neutrino beams and it continues nowadays, mainly in connection with the IceCube detected events initiated by very energetic cosmic neutrinos in this case.

The experimental study of electron inelastic scattering at SLAC [1] and the results obtained at CERN [2] in the bubble chamber Gargamelle, in the seventies, detecting neutrino reactions, gave strong support to the image of the nucleon containing particular constituents, called partons, that afterwards were identified with the quarks of the $SU(3)_{flavor}$ spectroscopy hypothesis. Initially, data confirm the scaling behavior of deep inelastic cross sections, and moreover, that the electric charge assigned to quarks was confirmed.

Gargamelle apparatus owes its name to the mother of Gargantua, the character of Rabelais' series of bookas: "Gargantua et Pantagruel", mainly due to the big size of the bubble chamber. It measured 4.8 m long and 2 m in diameter, weighed 1000 T and was filled with 12m³ of heavy-liquid freon (CF_3Br). In July

¹Invited talk at LISHEP 2021, Rio de Janeiro, July 2021

1973, the Gargamelle collaboration announced the detection of weak neutral currents [3] being the first experimental indication of the existence of the Z_0 weak boson, and for that reason a verification of the electroweak theory based upon the $SU(2) \otimes U(1)$ gauge symmetry. Unfortunately, in 1979 an irreparable crack appeared in the bubble chamber, and Gargamelle was decommissioned. It is at present part of the "Microcosm" exhibition at CERN. (At that time, the cracking was particularly impressive because the tank of Gargamelle was builded by the same industry that constructed nuclear reactor tanks...). This cracking is directly connected with my participation in the physics of Gargamelle. Together with the Brazilian colleagues María Beatriz Gay and Jose Martins Simões we were contacted in Strasbourg by one of the experimental collaborations working in Gargamelle, the Aachen-Bergen-Brussels-London-Strasbourg one, that wanted us to compute the expected number of same sign dimuon events in neutrino-nucleon scattering to be expected taking into account the small time of recording of data due to the decommission of the bubble chamber. By using the QCD improved parton model we concluded that the collaboration could have registered at most 5 dimuon events [4]. If they were democratic, each member of the collaboration should get one event...

In 1961 Gell-Mann, based on the symmetry group $SU(3)_{flavor}$, introduced the Eightfold Way scheme, which classified the hadrons into representations of that group. Mathematically, Gell-Mann's $SU(3)$ model has a fundamental representation of dimension 3 that perhaps would imply the existence of three more elementary particles, that were called "quarks". At the same time, Zweig in a paper of 1964, proposed that mesons and baryons are formed from a set of three fundamental particles that he called *aces*. Both Gell-Mann's quarks and Zweig's aces had exotic electrical charges equal to $-1/3$ and $+2/3$ of the electron charge. The situation, at that time (1966) was such that Gell-Mann himself stated: "...the idea that mesons and baryons are made primarily of quarks is hard to believe..."

As it was previously mentioned, in 1968, electron-proton scattering experiments by the MIT-SLAC collaboration at SLAC revealed the inner structure of protons. The experiment was based on electrons colliding protons and the detection of the electrons that emerge. The scattering results allows one to conclude that the interaction were caused by point-like, incoherent constituents inside the protons. In the subsequent years, these results were confirmed and combined with those from neutrino-scattering in the Gargamelle bubble chamber at CERN, showing conclusively that these point constituents have charges of $+2/3 e$ and $-1/3 e$.

A brief reminder of the background for this result [5]: In the case of electromagnetic deep inelastic scattering (DIS) one has for the structure function in the quark-parton model

$$F_2(x) = \sum_i e_i^2 q_i(x)$$

where e_i stands for the electric charge of the i quark involved with quark dis-

tribution function q_i . Consequently, for a proton target

$$F_2^{\gamma P} = \frac{4}{9} (u + \bar{u}) + \frac{1}{9} (d + \bar{d}) + \frac{1}{9} (s + \bar{s})$$

and a similar one for $F_2^{\gamma n}$ with the replacement $u \leftrightarrow d$ in the case of a neutron.

On the other hand, when the DIS is initiated by neutrinos, the interactions present: $\nu d \rightarrow \ell^- u$ and $\nu \bar{u} \rightarrow \ell^- \bar{d}$ give rise to

$$F_2^{\nu P} = 2(d + \bar{u})$$

and again the replacement $u \leftrightarrow d$ allows one to write $F_2^{\nu n}$ For the case of an isoscalar target N , the previous expressions ends in the relation

$$\frac{F_2^{\nu N}}{F_2^{\gamma N}} = \frac{\frac{5}{9} (u + \bar{u} + d + \bar{d}) + \frac{2}{9} (s + \bar{s})}{2 (u + \bar{u} + d + \bar{d})} \geq \frac{5}{18}$$

This number 5/18 that comes from the electric charges of quarks, was experimentally obtained comparing Gargamelle data with the SLAC data, as it is shown in Fig.1

Consequently, neutrinos gave physical sense to the fractional charge of quarks, now identified with the nucleon components This also allows stating that the electron and neutrino scattering measurements found the same structure. These detected components are the basic degrees of freedom for building up a quantum field theory of strong interactions based upon the gauge symmetry $SU(3)_c$, QCD.

Much water has gone under the bridge since Gargamelle's successes and we are not trying here to summarize the recent history of the neutrino physics [6]. We are only interested in presenting one of the most recent approaches of using very high energy neutrino data to eventually confirm at these energies QCD or detect new physics beyond the Standard Model. It is important to realize that even if neutrinos participate directly only of the weak interactions (leaving aside gravity of course) they are very useful as probes of the structure of hadrons and in particular of proton structure, as it was remarked above.

2 Neutrino-Nucleon Interaction

In order to prepare the presentation of the impact of very high energy neutrinos detected by IceCube, we summarize here the most relevant equations connected with the neutrino-nucleon interaction, mainly in the deep inelastic (DIS) regime.

The kinematics of neutrino-nucleon scattering is described in terms of the momentum transferred measured by Q^2 , the Bjorken $x = Q^2/2 m_N \nu$, and the inelasticity $y = Q^2/sx = \nu/E$ that measures the energy transfer $\nu = E_{\nu,f} - E_{\nu,i}$ between the neutrino and the nucleon and with s being the square of the center-of-mass energy. The cross-section for CC neutrino (and antineutrino) scattering on isoscalar nucleon targets is given by [7]

$$\sigma_{CC,0} = \int_0^1 dx \int_0^{xs} dQ^2 \frac{d^2 \sigma^{\nu(\bar{\nu})N}}{dx dQ^2}, \quad (1)$$

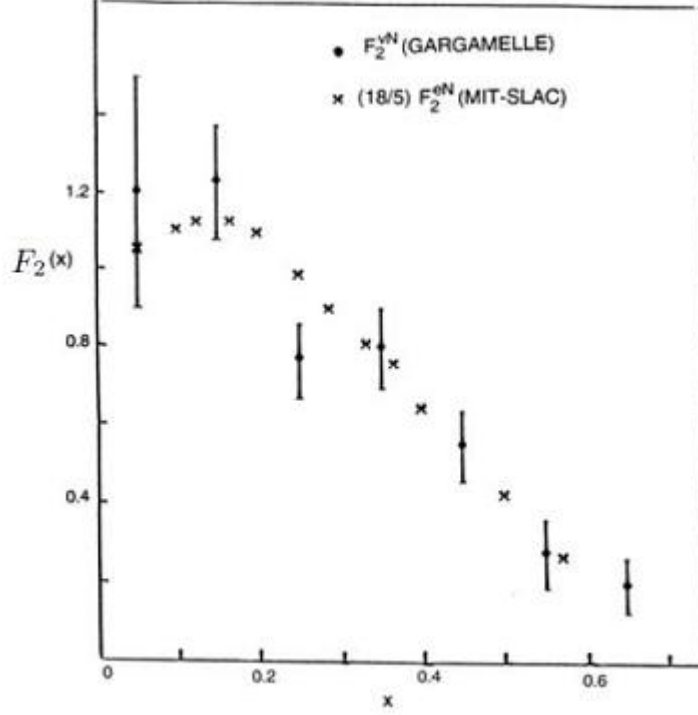


Figure 1: Comparison of SLAC-Gargamelle DIS data

where

$$\frac{d^2\sigma^{\nu(\bar{\nu})N}}{dx dQ^2} = \frac{G_F^2}{2\pi x} \left(\frac{m_W^2}{Q^2 + m_W^2} \right)^2 \left[Y_+ F_2^{\nu(\bar{\nu})}(x, Q^2) - y F_L^{\nu(\bar{\nu})}(x, Q^2) + Y_- x F_3^{\nu(\bar{\nu})}(x, Q^2) \right] \quad (2)$$

is the differential cross-section given in terms of the structure functions $F_2^{\nu(\bar{\nu})}$, $F_L^{\nu(\bar{\nu})}$ and $x F_3^{\nu(\bar{\nu})}$, and $Y_+ = 1 + (1 - y)^2$, $Y_- = 1 - (1 - y)^2$. Here, G_F is the Fermi constant and m_W is the W -boson mass. At leading order in perturbative QCD (LO), the structure functions can be given in terms of parton distributions

$$F_2^{\nu(\bar{\nu})} = x \left[\sum_i \alpha_i q_i(x, Q^2) + \sum_j \alpha_j \bar{q}_j(x, Q^2) \right]$$

$$x F_3^{\nu(\bar{\nu})} = x \left[\sum_i \beta_i q_i(x, Q^2) + \sum_j \beta_j \bar{q}_j(x, Q^2) \right]$$

and, at LO

$$F_L^{\nu(\bar{\nu})} = 0$$

For neutrinos, $i = u, d, s, b$ and $j = u, d, c$, with $\alpha_i = \alpha_j = \beta_i = 1$ for u, d ; $\alpha_i = \alpha_j = \beta_i = 2$ for s, b ; $\beta_j = -1$ for u, d ; $\beta_j = -2$ for c quarks. For antineutrinos, $i = u, d, c$ and $j = u, d, s, b$, with $\alpha_i = \alpha_j = \beta_i = 1$ for u, d ; $\alpha_i = \alpha_j = \beta_i = 2$ for c ; $\beta_j = -1$ for u, d ; $\beta_j = -2$ for s, b quarks.

The NC cross sections on isoscalar targets via Z are given by expressions similar to (1) and (2), with the W propagator replaced by the Z one. For NC interactions the LO expressions for the structure functions are given by

$$F_2^{\nu(\bar{\nu})} = x \left[\sum_i \alpha_i [q_i(x, Q^2) + \bar{q}_i(x, Q^2)] + \sum_j \alpha_j [q_j(x, Q^2) + \bar{q}_j(x, Q^2)] \right. \\ \left. + \sum_k \alpha_k [q_k(x, Q^2) + \bar{q}_k(x, Q^2)] \right]$$

and

$$xF_3^{\nu(\bar{\nu})} = \sum_i x(v_u a_u + v_d a_d) [q_i(x, Q^2) - \bar{q}_i(x, Q^2)]$$

where $i = u, d$, $j = s, b$, $k = c$, $\alpha_i = (a_u^2 + v_u^2 + a_d^2 + v_d^2)/2$, $\alpha_j = a_d^2 + v_d^2$, and $\alpha_k = a_u^2 + v_u^2$, with v_u, v_d, a_u, a_d the NC vector and axial couplings of u - and d -type quarks.

3 Experimental Information

High-energy neutrinos are unique messengers of information of very far-away physics phenomena. For this reason, they could be eventually considered as an informant of physics beyond the Standard Model. The event rates that one could registered are a combination of neutrino flux and the corresponding cross section. In order to avoid the astrophysical uncertainties implied, the concomitant consideration of up-going and down-going events is in order. By using this combination one can disentangle physics from astrophysics [8]. This is precisely the job that IceCube collaboration [9], the neutrino telescope installed in the Amundsen-Scott station of the South Pole, is doing for us. This is precisely a counting experiment.

We have investigated the sensitivity of the present and future South Pole neutrino-detection experiments, in particular on the neutrino-nucleon cross-section [10]. This was triggered by the detection in IceCube of sensible neutrino event rates at PeV energies [11, 12]. In fact, the IceCube Neutrino Observatory at the South Pole, which detects Cherenkov light from charged particles produced in neutrino interactions, firmly established the existence of an astrophysical high-energy neutrino component. They particularly refer to the so-called *HESE*-events (High Energy Starting Events), those that start inside the detector and in this way the μ -background is substantially reduced. For energies

above 60 TeV the measured flux is

$$\phi_0(E_\nu) = 2.2 \times 10^{-18} \left(\frac{E_\nu}{100 \text{ TeV}} \right)^{-2.58} (\text{GeV s sr cm}^2)^{-1}$$

Now is mandatory to go "up to the South" (see Fig.2) to learn about IceCube as presented in Fig.3

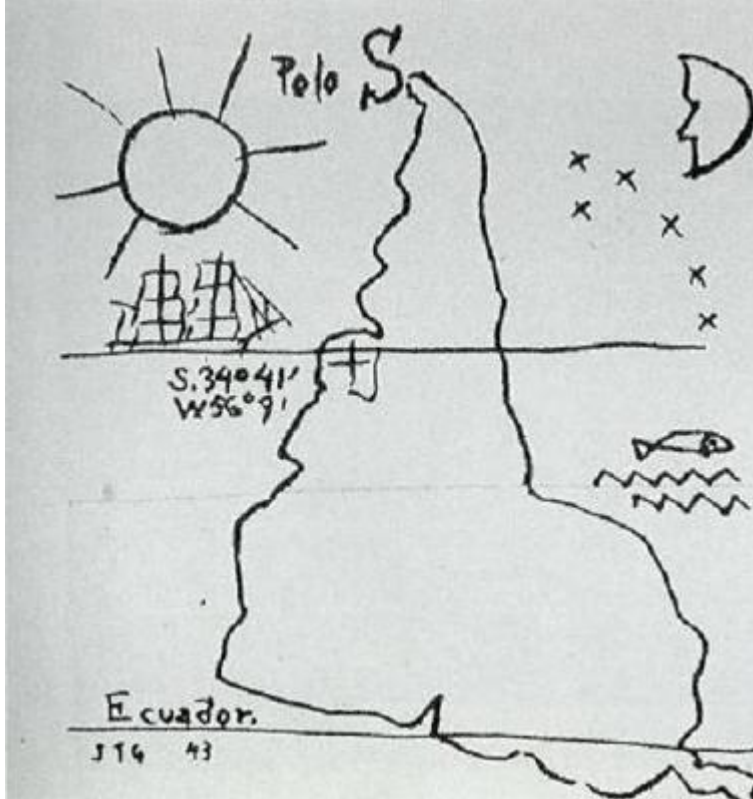


Figure 2: Our South pictured by Joaquín Torres García

The IceCube Collaboration recent measurement of the neutrino-nucleon cross section [13] in the energy region $6.3 < E_\nu/\text{TeV} < 980$ is

$$\sigma_{\nu N} = \sigma_{\text{SM}} \times \left[1.30^{+0.21}_{-0.19}(\text{stat.})^{+0.39}_{-0.43}(\text{syst.}) \right],$$

where σ_{SM} stands for the Standard Model prediction [14]. The energy dependence of the cross section was also determined [15]. It has already been proposed the upgrade to the IceCube-Gen2 [16] to work technologically at the level of IceCube. A mere scaling of the corresponding dimensions allows one to estimate

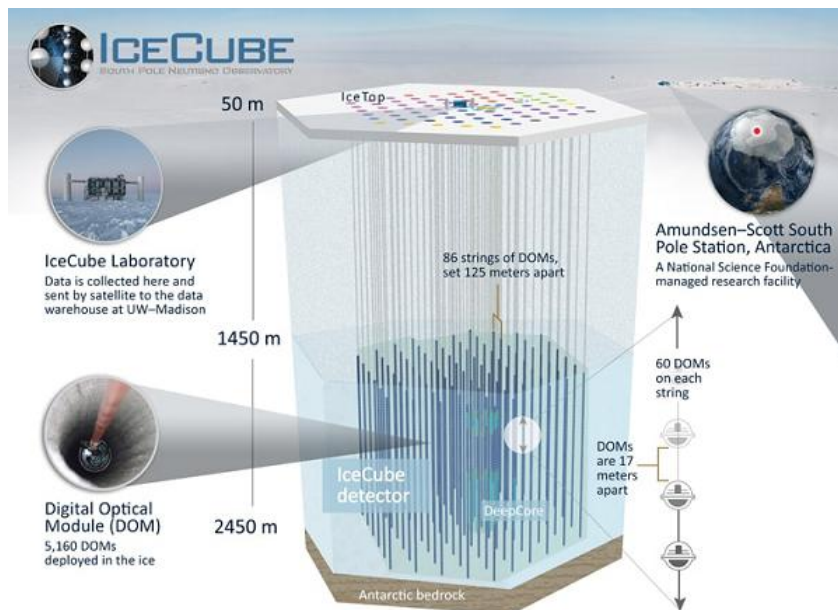


Figure 3: Sketch of the IceCube facility

that IceCube-Gen2 will have an order of magnitude larger aperture than IceCube, providing an expected improvement in the precision of measurements of the neutrino-nucleon cross-section to be comparable to the perturbative QCD related to collider data. Consequently, our main goal was to quantitatively infer the sensitivity of IceCube, present and future, for $\sigma_{\nu N}$ in an energy region well beyond that available for neutrino beams.

The three neutrino flavors produces distinctive signal when they interact in ice producing the Cherenkov light detected by the IceCube. The charged current interaction of ν_e triggers an electromagnetic cascade (or shower) S producing a quite spherically symmetric signal, and therefore exhibits a low angular resolution but a relatively precise measurement of the ν_e energy. The situation is different for CC interaction ν_μ induced events. In this case, the secondary muons travel relatively unhurt through the ice leaving tracks T that point nearly in the direction of the original ν_μ , allowing a high angular resolution but the energy deposited represents only a lower bound of the ν_μ energy. Certainly, misclassification is possible. The topology of events produced by different neutrino flavors and interactions, are indicated in Table 1.

The rates at IceCube for down- and up-going events have been found [17] to scale respectively as $\Gamma_{\text{down}} \propto \phi \sigma_i$ and $\Gamma_{\text{up}} \propto \phi \sigma_i / \sigma_a$, where ϕ is the neutrino flux, σ_i is the cross section for the interaction that produces the event ($i \in \{\text{CC}, \text{NC}\}$), and σ_a is the attenuation cross section, including all the effects

Table 1: Event topology for each neutrino flavor.

Interaction type	e	μ	τ
CC	S	T	S
NC	S	S	S

due to the fact that neutrinos go through the Earth.

For a given flux ϕ and cross sections σ_i and σ_a , the expected number of up-going events of a flavor α produced by a charged or neutral current interaction may be expressed as

$$N_u^{i,\alpha} \equiv \tilde{N}_u^{i,\alpha} \frac{\phi}{\phi_0} \frac{\sigma_i/\sigma_a^\alpha}{\sigma_{i,0}/\sigma_{a,0}^\alpha}, \quad (3a)$$

and for down going events,

$$N_d^{i,\alpha} \equiv \tilde{N}_d^{i,\alpha} \frac{\phi}{\phi_0} \frac{\sigma_i}{\sigma_{i,0}}, \quad (3b)$$

with $i \in \{\text{CC}, \text{NC}\}$ and where the \tilde{N} -constants are obtained assuming that the flux and cross sections are equal to the reference values, $\sigma_{i,0}$ and $\sigma_{a,0}$.

4 Likelihood Analysis

The tool for the analysis we have proposed is the Likelihood estimation. Likelihood states how probable a set of observations are given particular values of statistical parameters. To go ahead one introduces the set $\theta \doteq \{F, H\}$ of parameters involved in the data analysis defined by

$$\phi = F \phi_0 \quad ; \quad \sigma_{tot} = H \sigma_{tot;0} \quad (4)$$

that are relevant to vary $\sigma_{CC;0}$ and $\sigma_{NC;0}$.

Now, maximizing $L(\theta)$, the likelihood, allows one to estimate the most likely values of the parameters F and H . This is obtained for the pair of values

$$\begin{cases} H &= 1.16_{-0.34}^{+0.51} (1\sigma \text{ C.L.}), \\ F &= 0.86_{-0.22}^{+0.27} (1\sigma \text{ C.L.}). \end{cases} \quad (5)$$

In Fig. 4 we show the confidence contours and the associated curves in the $F-H$ plane for each event type that would produce the observed number of events of each type.

Therefore, the cross-section is consistent at 1σ with the value from QCD guided by HERA data with some statistics limited by an order of 37%.

The next step in our analysis includes σ_{CC}/σ_{NC} as a free parameter. This is guided by the fact that in general, all new physics processes increases the neutral current cross section via, for example, gravitons, strings, sphalerons, etc. [18], i.e, as non-perturbative SM effects.

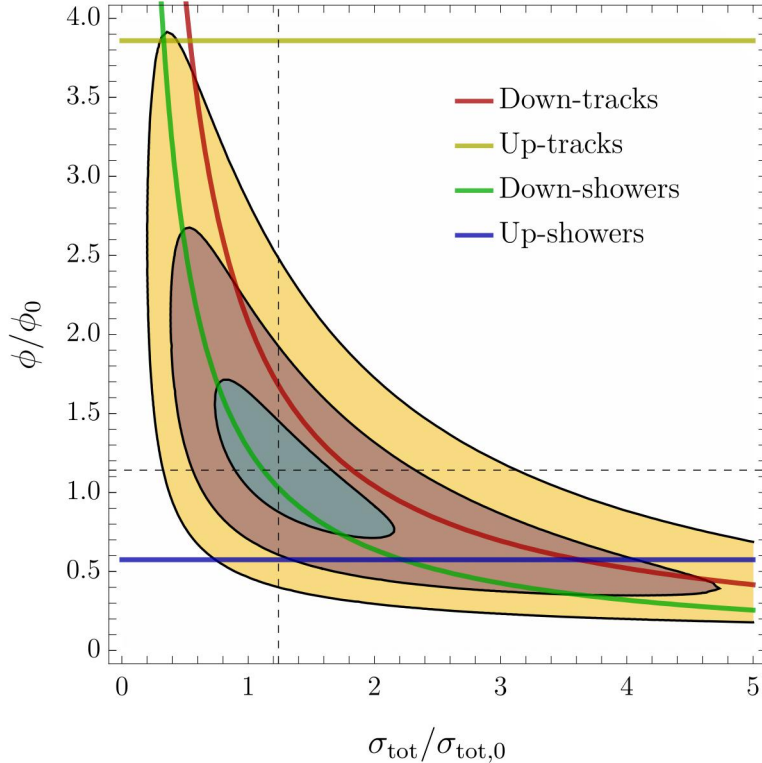


Figure 4: 1, 3, and 5 σ confidence contours for (F, H) for scaled total cross section σ_{tot} and flux ϕ with respect to their reference values $\sigma_{\text{tot},0}$, ϕ_0 .

We have used the complete set of $(S + T)$ HESE data to find a bound to the rise of σ_{NC} . Because the low number of data and the large uncertainties in arrival direction of shower events we have integrated over the angular distribution. Note that the analysis presented herein is complementary to those reported in [13, 15] as it tests a different region of the neutrino-nucleon cross section parameter space. Indeed, the likelihood fit given in (6) provides the first clear constraint coming from IceCube data on beyond the Standard Model phenomena.

We have done again our analysis but keeping the ratio $\sigma_{\text{CC}}/\sigma_{\text{NC}}$ as a free parameter in the likelihood function instead of maintaining it fixed to the value $\sigma_{\text{CC}}/\sigma_{\text{NC}} = 3$ that is expected in the Standard Model.

We write the total neutrino-nucleon cross section as $\sigma_{\text{tot}} = \sigma_{\text{CC},0} + \sigma_{\text{NC}}$. Instead of considering the parameter H as the one of interest, we perform the analysis to constrain the ratio $H_{\text{NC}} \equiv \sigma_{\text{NC}}/\sigma_{\text{NC},0}$. Following a process similar to that previously used, maximizing the likelihood for the parameters $\theta = \{F, S_{\text{NC}}\}$ provides the values

$$\begin{cases} S_{\text{NC}} = 0.00_{-0.00}^{+0.27} (1\sigma \text{ C.L.}), \\ F = 1.16_{-0.18}^{+0.20} (1\sigma \text{ C.L.}). \end{cases} \quad (6)$$

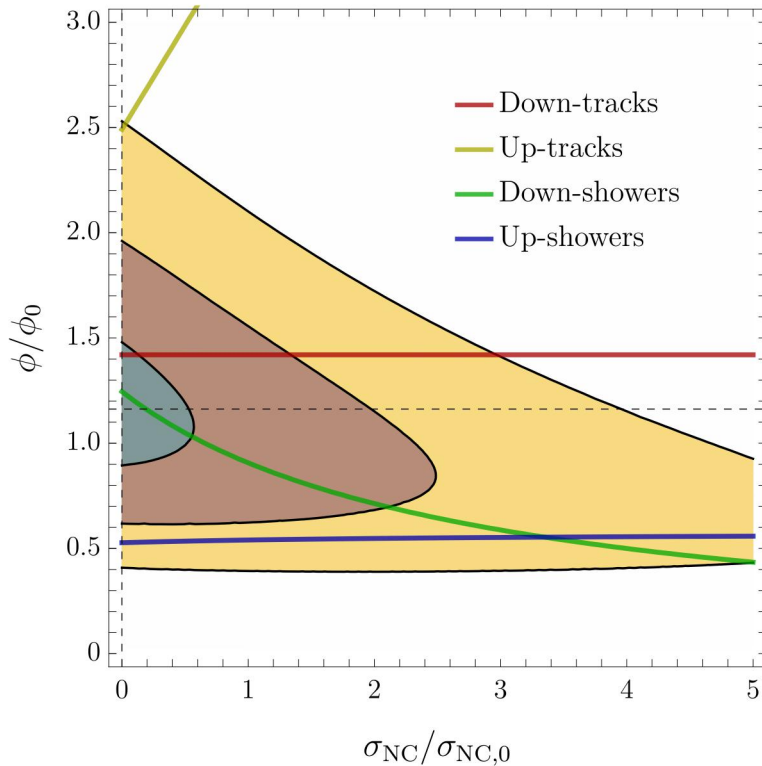


Figure 5: 1, 3, and 5 σ confidence contours in the (F, H_{SN}) plane.

In Fig. 5 the confidence contours and the associated curves in the $F - S_{\text{NC}}$ plane for each event type that would produce the observed number of events of each type is presented.

We can conclude that $H_{\text{NC}} > 1$ is excluded at 2σ level. Consequently, there is a consistency with the value of QCD coming from HERA data. This result also is a constraint from IceCube data on non-perturbative SM phenomena, such as sphaleron transitions, that remain almost unconstrained by LHC data [19].

5 Looking Ahead

Studies for the upgrade to IceCube-Gen2 high-energy array are going on [16]. The planned instrumented volume is around 10 km^3 and will lead to larger neu-

trino detection rates, in all neutrino flavor and detection channels. A rapid estimate indicates about an order of magnitude increase per year in the exposure. The sample size of events can be obtained by simply scaling the instrumented volume.

To get information on the sensitivity of IceCube-Gen2 to probe strong dynamics, we generate random samples of events following the Poisson distribution, with the parameters for a scaled total cross section found in the IceCube data analysis. In 10 years of observation IceCube-Gen2 will collect about 500 neutrino events in the energy range $0.1 \lesssim E_\nu/\text{PeV} \lesssim 2$, and about 1000 events in 20 years. Thus we adopt 20 and 40 as the representative multiplicative factors associated with these data samples. Using the high-energy and high-statistics sample to be collected by IceCube-Gen2, we perform the same likelihood analysis as with the real data. The precision on the cross section determination would be 7.9% and 5.5% for ~ 500 and ~ 1000 events, respectively. This precision is comparable to that obtained in perturbative QCD calculations guided by HERA data. Detailed evolution of the uncertainty with sample sizes is illustrated in Fig. 6.

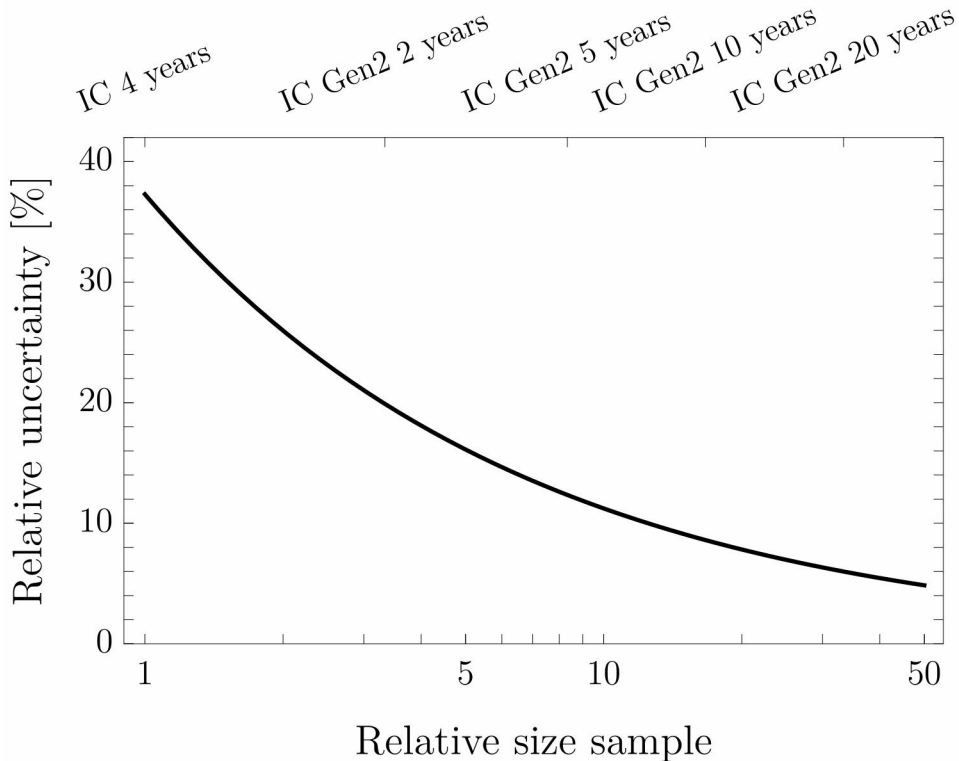


Figure 6: Evolution of the cross section precision measurement.

We can also dream an IceCube-like detector of 100 km^3 , specifically designed to probe strong dynamics. In this case the 1σ contour regions could reach a precision of less than 2% level.

Before ending, we refer to the FASER ν collaboration at the CERN Large Hadron Collider. This is an experiment designed to detect collider neutrinos directly, in order to analyze the neutrino cross-section at the TeV energies of LHC, a region of energies not yet studied. On May 13, the first evidence of neutrino interactions at LHC was announced and the event display is shown in Fig. 7.

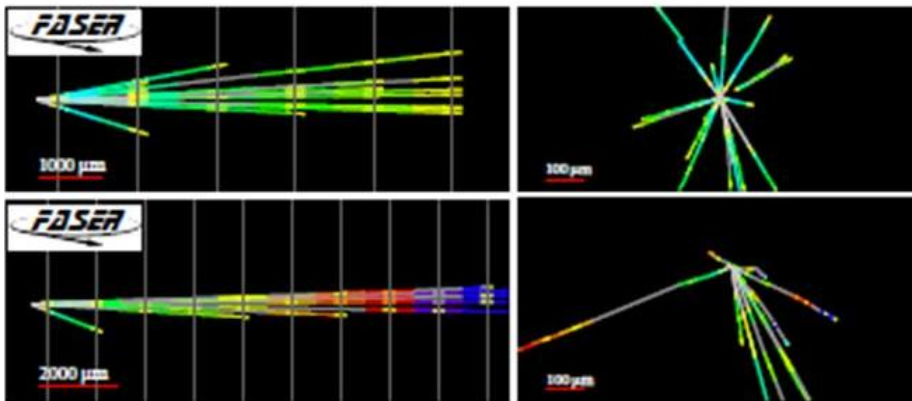


Figure 7: Event displays of two of the neutral vertices in the y - z projection longitudinal to the beam direction (left) and in the view transverse to the beam direction (right), taken from Ref.[20]

6 Conclusions

Neutrino had, have and will have a lot to say about the strong dynamics. We have recalled the importance of neutrino data in giving physics reality to the fractional charge of quarks and recently, the IceCube observations informed about strong dynamics with the neutrino telescope in the Antarctic. By comparing the rate for up-going and down-going neutrino events detected by IceCube, one can disentangle effects from the unknown flux and those from strong (QCD) dynamics. Current experimental results from IceCube provide constraints on the flux cross-section parameter space. The IceCube HESE data provide a measurement of the neutrino-nucleon cross section at $\sqrt{s} \sim 1 \text{ TeV}$ that is consistent within 1σ with perturbative QCD calculations constrained by HERA measurements. The data have also constrained contributions from non-perturbative processes to the neutrino-nucleon cross section. In fact, the contributions to

the NC interaction at $\sqrt{s} \sim 1$ TeV from electroweak sphaleron transitions are excluded at the 2σ level.

The potential of future neutrino-detection facilities as IceCube-Gen2 for measuring the neutrino-nucleon cross section shows a clear improvements to determine both astrophysical neutrino fluxes and cross section that can arrive to a precision of about a 6%, comparable to perturbative QCD informed by HERA data. Moreover, a 100 km^3 detector would reach the precision of less than a 2% level.

Acknowledgements

I would like to warmly acknowledge Alberto Santoro for his kind invitation to participate in LISHEP 2021. I also thanks to all the organizers of this enjoyable meeting. My gratitude to my colleagues M.B. Gay, J.A. Martins Simoes, L. Anchordoqui and J. Soriano for their generous attitude in sharing with me their scientific findings and particularly to L. Anchordoqui for helping me in improving the manuscript.

References

- [1] H. W. Kendall, Deep Inelastic Scattering: Experiments on the Proton and the Observation of Scaling. Les Prix Nobel 1990, Rev. Mod. Phys. 63 (1991) 597; J. I. Friedman, Deep Inelastic Scattering: Comparisons with the Quark Model. Les Prix Nobel 1990, Rev. Mod. Physics 63 (1991) 615; R.E.Taylor, Deep Inelastic Scattering: The Early Years. Les Prix Nobel 1990, Rev. Mod. Phys. 63 (1991) 573
- [2] D . H. Perkins, in Proceedings of the XVIth International Conference on High Energy Physics, Chicago and NAL, Vol. 4 (1972) 189
- [3] F.J.Hasert, H.Faissner, W.Krenz et al., Search for elastic muon-neutrino electron scattering, Phys. Lett. B46, (1973) 121
- [4] R. Devenish and A. Cooper-Sarkar, Deep inelastic scattering, (Oxford University Press, UK, 2004) ISBN: 978-0199602254
- [5] C.A.Garcia Canal, M.B.Gay Ducati and J.A. Martins Simoes, Notes on Deep Inelastic Scattering, Serie de Cours et Conferences Sur la Physique des Hautes Energies N^0 15 - CRN - CRNS - ULP.
- [6] M. Ackermann, M. Ahlers, L. Anchordoqui et al. Fundamental Physics with High-Energy Cosmic Neutrinos, Bull.Am.Astron.Soc. 51 (2019) 215 [arXiv:1903.04333 [astro-ph.]]
- [7] R. Devenish and A. Cooper-Sarkar, Deep inelastic scattering, (Oxford University Press, UK, 2004)

- [8] L.A. Anchordoqui, J.L. Feng, H. Goldberg and A.D. Shapere, Black holes from cosmic rays: Probes of extra dimensions and new limits on TeV scale gravity, *PhysRev.D*65 (2002) 124027 [arXiv:hep-ph/0112247]
- [9] <https://icecube.wisc.edu/>
- [10] L.A. Anchordoqui, C.A. Garcia Canal and J.F. Soriano Probing strong dynamics with cosmic neutrinos, *Phys.Rev.D* 100 (2019) 10, 103001, [arXiv:1902.10134 [hep-ph]]
- [11] M. G. Aartsen et al. [IceCube Collaboration], First observation of PeV-energy neutrinos with IceCube, *Phys. Rev. Lett.* 111, 021103 (2013) , *Phys-RevLett*.111.021103, [arXiv:1304.5356 [astro-ph]].
- [12] J. Stachurska IceCube High Energy Starting Events at 7.5 Years. New Measurements of Flux and Flavor, *EPJ Web Conf.* 207 02005 (2019) e-Print: arXiv:1905.04237 [hep-ex]
- [13] M. G. Aartsen *et al.* [IceCube Collaboration], Measurement of the multi-TeV neutrino cross section with IceCube using Earth absorption, *Nature* **551**, 596 (2017), [arXiv:1711.08119 [hep-ex]].
- [14] A. Cooper-Sarkar, P. Mertsch and S. Sarkar, The high energy neutrino cross-section in the Standard Model and its uncertainty, *JHEP* **1108**, 042 (2011), [arXiv:1106.3723 [hep-ph]].
- [15] M. Bustamante and A. Connolly, Extracting the energy-dependent neutrino-nucleon cross section above 10 TeV using IceCube showers, *Phys. Rev. Lett.* **122**, no. 4, 041101 (2019), [arXiv:1711.11043 [astro-ph]].
- [16] M. G. Aartsen *et al.* [IceCube Collaboration], IceCube-Gen2: A Vision for the Future of Neutrino Astronomy in Antarctica, [arXiv:1412.5106 [astro-ph]].
- [17] D. Marfatia, D. W. McKay and T. J. Weiler, New physics with ultra-high-energy neutrinos, *Phys. Lett. B* **748**, 113 (2015), [arXiv:1502.06337 [hep-ph]].
- [18] F. Cornet, J. I. Illana and M. Masip, TeV strings and the neutrino nucleon cross-section at ultrahigh-energies *Phys. Rev. Lett.* **86** 4235 (2001) [arXiv:0102065 [hep-ph]]
- [19] A. M. Sirunyan *et al.* [CMS Collaboration], Search for black holes and sphalerons in high-multiplicity final states in proton-proton collisions at $\sqrt{s} = 13$ TeV, *JHEP* **1811**, 042 (2018) [arXiv:1805.06013 [hep-ex]].
- [20] H. Abreu *et al.* [FASER Collaboration] First neutrino interaction candidates at the LHC, [arXiv:2105.06197 [hep-ex]].