

Calculations of in-gap states of ferromagnetic spin chains on *s*-wave wide-band superconductors

Cristina Mier,¹ Deung-Jang Choi,^{1,2,3} and Nicolás Lorente^{1,2,*}

¹*Centro de Física de Materiales CFM/MPC (CSIC-UPV/EHU), 20018 Donostia-San Sebastián, Spain*

²*Donostia International Physics Center (DIPC), 20018 Donostia-San Sebastián, Spain*

³*Ikerbasque, Basque Foundation for Science, 48013 Bilbao, Spain*

(Dated: February 15, 2022)

Magnetic impurities create in-gap states on superconductors. Recent experiments explore the topological properties of one-dimensional arrays of magnetic impurities on superconductors, because in certain regimes *p*-wave pairing can be locally induced leading to new topological phases. A by-product of the new accessible phases is the appearance of zero-energy edge states that have non-Abelian exchange properties and can be used for topological quantum computation. Despite the large amount of theory devoted to these systems, most treatments use approximations that render their applicability limited when comparing with usual experiments of 1-D impurity arrays on wide-band superconductors. These approximations either involve tight-binding-like approximations where the impurity energy scales match the minute energy scale of the superconducting gap and are many times unrealistic, or they assume strongly-bound in-gap states. Here, we present a theory for *s*-wave superconductors based on a wide-band normal metal, with any possible energy scale for the magnetic impurities. The theory is based on free-electron Green's functions. We include Rashba coupling and compare with recent experimental results, permitting us to analyze the topological phases and the experimental edge states. The infinite-chain properties can be analytically obtained, giving us a way to compare with finite-chain calculations. We show that it is possible to converge to the infinite limit by doing finite numerical calculation, paving the way for numerical calculations not based on analytical Green's functions.

PACS numbers: 74.55.+V, 74.78.-w, 74.90.+n

I. INTRODUCTION

Ferromagnetic spin chains on *s*-wave superconductors have been shown to be able to host Majorana bound states (MBS) at the edges of the chains by both theoretical¹⁻⁷ and experimental works⁸⁻¹². Atomic magnetic impurities produce in-gap states¹³⁻¹⁵ because the local magnetic interaction weakens the binding of Cooper pairs permitting the presence of one-particle states in the superconductor gap¹⁶⁻¹⁸. When several impurities lie on the surface such that their induced in-gap states can overlap, in-gap bands can be formed. For two impurities aligning ferromagnetically, the in-gap states form delocalized-state that are analogues of molecular orbitals¹⁹⁻²¹ in a one-electron picture of molecular binding. The characterization of molecular-like in-gap states has been made possible by the scanning tunneling microscope (STM)²²⁻²⁵. As more impurities are added, delocalized states form in ferromagnetic structures such that their lowest eigenenergies can cross the chemical potential level of the superconductor as has been found experimentally^{26,27}. Thus, the spin chain can lead to closing of the superconducting gap and to a phase transition. In the presence of spin-orbit coupling, the pairing can change and a topological phase transition (TPT) is induced^{28,29}. A helical spin structure^{2,5-7,30,31} has been shown to be equivalent to the effect of a Rashba interaction caused by the superconductors spin-orbit coupling³¹⁻³³. The possibility of emergence of MBS in antiferromagnetically ordered chains has been also discussed^{34,35}.

Recent experiments show that ferromagnetic spin chains can be assembled on *s*-wave superconductors that have a substantial Rashba spin-orbit coupling^{8-11,26,27,36}. These structures can create topological phases that should show MBS at the edges of the structures even in the presence of substantial disorder³⁷. Usual *s*-wave superconductors are normal metals above the superconducting transition, with large bands. Typical parameters show that the superconducting gap is several thousands of time smaller than the superconductor's band. This situation is very different from semiconductor nanowire systems proximitized by an *s*-wave superconductor³⁸⁻⁴⁰ where the induced superconductor gap and the band gap can be expected to be of the same order of magnitude. The effect of magnetic impurities is usually accounted for by an exchange interaction acting on the superconductor's electrons. Realistic exchange interactions on solids range from hundreds of meV to eV, while exchange fields in semiconducting nanowires only close the gap when they are of the same magnitude as the superconductor gap. The large difference in energy scales between impurities on wide-band superconductors and proximitized semiconducting nanowires lead to very different techniques to treat each case.

The usual approach to treat wide-band superconductors is to approximate the metallic phase by a free-electron metal^{5,17,18,23,26,31,36,41}. The resulting superconductor comes after a series of approximations to have the expected real-space properties such as Friedel-like oscillations and coherence lengths in the range of hundreds of

nanometers. The following step is either to maintain a Green's function approach to characterize the electronic properties of the superconductor, and include magnetic impurities via Dyson's equation^{17,18,23} (or equivalently the T-matrix^{31,42}), or to solve for the wave functions using a Lippmann-Schwinger approach^{5,26,36,41}. In the presence of magnetic impurities and helical spin ordering, the wave-function approach is further simplified by assuming that the induced in-gap states are strongly bound and hence close to the Fermi energy. Despite this last approximation, both approaches are very similar because they include the same approximations to treat the free-electron-based superconductor.

The Green's function approach is the one used in the present work. In section II, we will briefly show the main approximations and features of the method. In particular, it has the advantage of a simple and efficient numerical implementation where the main operations are matrix inversions. Previous works have shown that this technique permits us to rationalize the experimental findings in wide-band superconductors with large impurity exchange coupling^{23,27}. The imaginary part of the real-space Green's function is the local density of states (LDOS), then using Tersoff-Hamman's theory⁴³, we can evaluate the quantities obtained in STM experiments by real-space Green's functions. The study of topological phases can be evaluated by determining the presence of MBS in the LDOS. However, as in experiments, it can be difficult to prove that a zero-energy edge mode is a MBS. There are two usual ways of identifying MBS. One is to study the properties of the MBS. Previous works have shown that the spin-polarization of MBS are a crucial quantity to determine^{10,44-46}. As shown in Ref. [45], the study of the evolution of the in-gap-band structure with the changing parameter together with the spin polarization is an excellent probe to unravel topological phases. Comparison of the Green's function obtained LDOS with experiments indeed show that Cr spin chains on β -Bi₂Pd wide-band superconductor can undergo a topological phase transition when the number of atoms increase²⁷. There, it is also shown that the staggered magnetic moment gives valuable information as predicted in Ref. [44]. A second way is to use the bulk-boundary correspondence principle^{47,48}, where the study of topological invariants determined by the bulk Hamiltonian implies the appearance of MBS.

In this article, we have chosen the second approach. In section III, we will describe the impurity and Rashba Hamiltonians used here, and the derivation of the in-gap-bands. To this end, we implement the theory developed by Tewari and Sau⁴⁹ using Green's functions. We find that the usual implementation⁵⁰ identifying the reciprocal space Hamiltonian with the zero-energy inverse of the Green's function does not work because the superconducting real-space Green's function is not a resolvent. Instead, we derive an effective Hamiltonian that we obtain from the renormalization of the Green's function and that correctly describes the dispersion of the in-gap states.

From this band structure, in section IV, we compute the winding-number and the lower-symmetry \mathbb{Z}_2 invariant for an infinite 1-D system. These quantities determine the topological phase of the system, in good agreement with the emergence of MBS at the edge of finite chains. A systematic study of ferromagnetic spin chains allows us to define topological phase diagrams. In section V, we compare these results with numerical calculations on finite systems. Our results show that winding numbers can still be calculated in these systems. Indeed, our numerical procedure seems to be robust and can be used to analyze 1-D chains in 2-D superconductors with increasing resemblance to the experiment. As an example, we are able to identify the non-topological or topological origin of edge modes that oscillates around the Fermi energy as atoms are added to the chain. Similar behavior has been recently reported on experimental results²⁶.

II. WIDE-BAND ELECTRONIC GREEN'S FUNCTION FOR SUPERCONDUCTORS

Local-basis-set approaches to treat a wide-band superconductor incurs into numerical problems due to the large energy mismatch between the electron-band width and the pairing energy Δ . Here, we will use extended states to describe the superconductor. The normal metal is then treated in the free-electron approximation. We adopt the theory developed by Flatté and Byers^{17,18}. The main features of their theory is to use a real-space Green's function for the superconductor based on free-electrons and then solve for the effect of magnetic impurities using Dyson's equation. In this section, we are going to briefly analyze the specificities of the Green's functions obtained in this way.

The Bogoliubov-de Gennes approach can be succinctly expressed using Nambu's formalism^{5,14,31,51-53}. Here, we choose a plane-wave electronic basis and 4-component Nambu operators to express the Bogoliubov-de Gennes equations in matrix form. The basis set of our study is given by the Nambu operator^{52,53} $\hat{\Psi}_k = (\hat{c}_{k,\uparrow}, \hat{c}_{k,\downarrow}, \hat{c}_{-k,\uparrow}^\dagger, \hat{c}_{-k,\downarrow}^\dagger)^T$, where, k is the wave-vector of the plane-wave basis function $\phi_k(r) = e^{i\vec{k}\cdot\vec{r}}/\sqrt{V}$, V is the normalization volume and \vec{r} are the spatial-coordinate vectors.

The Bogoliubov-de Gennes formalism is a mean-field treatment that permits us to use one-particle equations at the expense of doubling the basis set. Indeed, the Hamiltonian resulting from using the Nambu's basis set is artificially particle-hole symmetric and contains two extra redundant solutions that are not physical. In many cases, the basis set can be reduced to a 2-component Nambu spinor. This is not possible when spin-flip scattering or spin-orbit interactions are present due to the mixing of spinor components⁵².

Using free-electrons with a pairing interaction of

strength Δ , the Hamiltonian matrix is expressed as^{14,53},

$$H_{BCS} = \xi_k \tau_z \sigma_0 + \Delta \tau_y \sigma_y, \quad (1)$$

where ξ_k is the energy from the Fermi level ($\xi_k = \epsilon_k - E_F$), and Δ is the superconducting pairing potential. Here, the tensor product of Pauli matrices for the spin (σ) and particle (τ) sectors spans the 4×4 -matrix space if the identity matrices (σ_0 and τ_0) are included. Thanks to the one-particle character of this Hamiltonian, we can use the resolvent to find the superconductor's Green's function⁵³:

$$\begin{aligned} G^0(k, \omega) &= \langle k | [\omega \tau_0 \sigma_0 - H_{BCS}]^{-1} | k \rangle \\ &= \frac{1}{\omega^2 - \xi^2 - \Delta^2} (\omega \tau_0 \sigma_0 + \xi_k \tau_z \sigma_0 + \Delta \tau_y \sigma_y) \end{aligned} \quad (2)$$

The retarded version of Eq. (2) can be obtained replacing ω by $\omega + i\Gamma$, where the Dynes parameter, Γ , is taken as

$$\begin{aligned} G_{BCS}(r, \omega) &= -\frac{\pi N_0}{k_F r} e^{-\frac{\sqrt{\Delta^2 - \omega^2}}{\pi \xi \Delta} r} \\ &\times \begin{pmatrix} \cos k_F r + \frac{\omega}{\sqrt{\Delta^2 - \omega^2}} \sin k_F r & 0 & 0 & \frac{-\Delta}{\sqrt{\Delta^2 - \omega^2}} \sin k_F r \\ 0 & \cos k_F r + \frac{\omega}{\sqrt{\Delta^2 - \omega^2}} \sin k_F r & \frac{\Delta}{\sqrt{\Delta^2 - \omega^2}} \sin k_F r & 0 \\ 0 & \frac{\Delta}{\sqrt{\Delta^2 - \omega^2}} \sin k_F r & -\cos k_F r + \frac{\omega}{\sqrt{\Delta^2 - \omega^2}} \sin k_F r & 0 \\ \frac{-\Delta}{\sqrt{\Delta^2 - \omega^2}} \sin k_F r & 0 & 0 & -\cos k_F r + \frac{\omega}{\sqrt{\Delta^2 - \omega^2}} \sin k_F r \end{pmatrix} \end{aligned} \quad (3)$$

where r is the distance between two points in the superconductor. The prefactor includes N_0 that is the normal-metal density of states at the Fermi energy, and the exponential behavior with distance, controlled by the correlation length ξ of the superconductor. This expression recovers known properties of the electronic structure of an s-wave superconductor. However, it presents a divergence at $r = 0$. We can just evaluate the Fourier transform for $r = 0$ and find out the correct expression^{31,53} of the Green's function at $r = 0$. In this way, we will have the correct expression for finite r and the correct $r = 0$ limit. This should not be a problem when using the above expressions on a lattice, such that the discrete step is of the order of the underlying lattice parameter. Since the spatial oscillations appearing in Eq. (3) are of the order of the Fermi wavelength, $\lambda_F = 2\pi/k_F$, we will be able to use Eq. (3) in a discrete lattice⁵⁶ such that $\Delta r > 1/k_F$. In practice, we can probably use Eq. (3) even for rather small values of k_F and still have physically-correct results down to steps of the order of the lattice parameter. Following Ref. [53], the $r = 0$ limit of the Green's function

a small and positive real number that is phenomenologically associated with the lifetime of quasiparticles⁵⁴. The imaginary part of $-G^0(k, \omega)$ becomes the one-particle density of states of the superconductor. We do not even attempt to plot this density of states for a realistic wide-band superconductor because it basically reduces to two tiny gaps with value 2Δ near the Fermi wave vector k_F that disappear in the fast dispersing bands with k -values.

Instead, we will Fourier transform to real space. However, the Fourier transform does not converge. We are forced to apply the BCS-like trick of only including states within a shell of width the Debye energy, $\hbar\omega_D$, around the Fermi energy⁵⁵. This can be done weighing the integrand by Gaussian functions of width $\hbar\omega_D$, and at the end of the calculation taking the limit $\hbar\omega_D \rightarrow 0$ because the Debye energy is much smaller than the Fermi energy. This is done in Ref. [5]. This set of approximations allows us to recover the real-space Green's function for a free-electron-like superconductor as presented by Flatté and Byers^{17,18}. In the above 4×4 -Nambu space, the non-local Green's function is:

is the usual local BCS Green's function:

$$\begin{aligned} G_{BCS}(r = 0, \omega) &= -\frac{\pi N_0 \text{Sgn}[Re(\omega)Im(\omega)]}{\sqrt{\Delta^2 - \omega^2}} \\ &\times \begin{pmatrix} \omega & 0 & 0 & -\Delta \\ 0 & \omega & \Delta & 0 \\ 0 & \Delta & \omega & 0 \\ -\Delta & 0 & 0 & \omega \end{pmatrix}. \end{aligned} \quad (4)$$

In summary, the above real space Green's function has two important restrictions. The first one is that beyond an energy scale given by the Debye frequency, the Green's function is not physical. The second one is that it can be used seamlessly from $r = 0$ to finite r if the discrete steps are large enough, where the typical length scale is given by the Fermi wavelength.

In the present work, we are interested in studying the topological phases associated with spin chains on wide-band superconductors. We will evaluate the topological properties of the bulk superconductor. To do this, we need to transform back our real space Green's function to k-space. As in previous works^{5,31}, we are going to assume a discrete spatial step $\Delta r = a$, the lattice parameter of our superconductor. In this case, we have to evaluate the discrete Fourier transform that due to the transla-

tional invariance of the underlying crystal structure can be written as⁴⁷

$$G_{BCS}(\vec{k}, \omega) = \sum_{\vec{R}} G_{BCS}(R, \omega) e^{i\vec{k} \cdot \vec{R}}. \quad (5)$$

Here \vec{R} are all the positions of the atoms in the crystal. We will work on 1-D spin chains. Then it is interesting to find $G_{BCS}(k, \omega)$ in 1-D where the other two spatial coordinates have been set to zero. This is easily done because the sum over \vec{R} can be analytically performed as explained in Ref. [5]. For the Green's function this has been done in the supplemental material of Ref. [31].

Expression Eq. (5) lends itself to numerical implementation. This can be interesting when trying to solve problems with spin chains that require an all-numerical approach. We have computed Eq. (5) by considering a finite 1-D array of sites on the superconductor and compared with the results of the analytical calculation. The agreement is very good even for rather small sets of the 1-D array of sites. Figure 1 shows the comparison of the density of states $-Im G_{BCS}(\vec{k}, \omega + i0^+)/\pi$ computed using both schemes. The shown case is for $k_F = 0.15 a_0^{-1}$ and $a = 3.36 \text{ \AA}$ that we have used to describe the β -Bi₂Pd superconductor^{23,27}

The calculation of the density of states $-Im G_{BCS}(\vec{k}, \omega + i0^+)/\pi$ also reveals a cutoff for $k > k_F$ when k_F is smaller than the Brillouin zone value π/a . This reflects the fact that small values of r are not well-taken care of by the real-space Green's function. As a consequence, values $k > k_F$ will behave pathologically. However, the density of states becomes well-behaved as soon as $k_F > \pi/a$, which corresponds to cases of substantial band folding, or wide-band superconductors. In the case of spin chains, large folding can be also obtained for very diluted spin chains, where the distance between impurities is much larger than the superconductor lattice. The above procedure then works well in the limit of diluted spin chains^{5,31}. The cutoff in density of states $-Im G_{BCS}(\vec{k}, \omega + i0^+)/\pi$ also disappears in the case of small correlation lengths. Showing that there are two important length scales, $2\pi/k_F$ and the correlation length ξ . In the following calculations, we have always used the BCS value $\xi = \hbar v_F / \pi \Delta$ where v_F is the free-electron Fermi velocity.

III. IN-GAP-BANDS WITH GREEN'S FUNCTIONS

In-gap or in-gap state bands are easily accounted for within the approximation of classical spins¹³⁻¹⁵. We adopt a spin sd model, also known as Kondo Hamiltonian, that separates the impurity action into charge and spin contributions given by the potential scattering term K_j and the exchange term J_j . The Kondo Hamiltonian

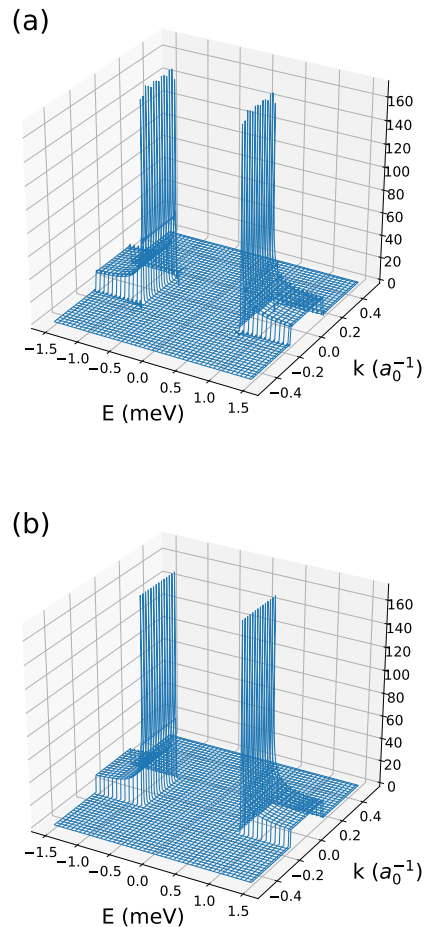


FIG. 1. Density of states for a free-electron-like superconductor computed using Eq. (5), for $k_F = 0.15 a_0^{-1}$ and $\pi/a = 0.5 a_0^{-1}$. (a) is the calculation using a finite set of 101 sites and (b) is the analytical calculation. The step for $|k| > k_F$ disappears as soon as k_F becomes larger than the first-Brillouin-zone vector π/a or the correlation length, ξ becomes small. The normal-metal DOS at the Fermi energy is $N_0 = 0.037/\text{eV}$, the Dynes broadening is $\Gamma = 0.01 \text{ meV}$, and the gap is $\Delta = 0.75 \text{ meV}$.

in the previous Nambu basis is given by

$$\hat{H}_{impurity} = \sum_j^N (K_j \tau_z \sigma_0 + J_j \vec{S}_j \cdot \vec{\alpha}) \quad (6)$$

where the sum over j is over the impurities of the chain. The atom spin is assumed to be classical and equal to $\vec{S}_j = (S_{j,x}, S_{j,y}, S_{j,z}) = S(\sin \theta_j \cos \phi_j, \sin \theta_j \sin \phi_j, \cos \theta_j)$. The electron spin is expressed via Pauli matrices in the Nambu basis set as: $\vec{\alpha} = \frac{1+\tau_z}{2} \vec{\sigma} + \frac{1-\tau_z}{2} \sigma_y \vec{\sigma} \sigma_y$, where $\vec{\sigma}$ is the spin operator¹⁴.

In the philosophy of the previous section, the effect of the impurity chain can be included using Dyson's equation. For infinite periodic chains, this is done in reciprocal space, because the equation becomes algebraic:

$$G(\vec{k}, \omega) = G_{BCS}(\vec{k}, \omega) + G_{BCS}(\vec{k}, \omega) \Sigma(\vec{k}, \omega) G(\vec{k}, \omega). \quad (7)$$

As above, the Green's functions, G_{BCS} and G , and the self-energy Σ are 4×4 matrices. The arithmetic involved to solve Dyson's equation is just 4×4 -matrix algebra.

Due to the locality of the Kondo Hamiltonian, Eq. (6), and the mean-field character of the Bogoliubov-de Gennes theory, the self-energy is easily computed. In 1-D and assuming all impurities to be identical, it is simply

$$\Sigma(\vec{k}, \omega) = \sum_{\vec{R}} \langle \vec{R} | \hat{H}_{impurity} | 0 \rangle e^{i\vec{k} \cdot \vec{R}} = K\tau_z\sigma_0 + J\vec{S} \cdot \vec{\alpha}, \quad (8)$$

with $\vec{\alpha}$ defined above. In the above expression, we have made use of the Bloch representation, such that the matrix element $\langle \vec{R} | \hat{H}_{impurity} | 0 \rangle$ is only evaluated between unit cell 0 and unit cell \vec{R} of the periodic system.

A. Evaluation of the effective Hamiltonian

To compute the in-gap-bands is, however, not a simple task. As we saw in the preceding section, the superconducting Green's function, G_{BCS} , is not really a Nambu resolvent. As a consequence, the usual method of diagonalizing a Hamiltonian extracted from the Green's function⁵⁰, $\hat{H}(\vec{k}) = -G^{-1}(\vec{k}, \omega = 0)$, does not work. This cannot work because for G^0 , this scheme gives something approximate to a flat band for $-k_F < k < k_F$ at several hundreds of meV depending on the electron density of the superconductor, and adding an exchange coupling in the range of eV, just splits the band orders of magnitude away from the gap energy.

In order to solve this problem, we notice that we have to generalize the resolvent equation. To do this, we expand $G(\vec{k}, \omega)$ to first order in ω , and we identify this to the resolvent equation, Eq. (2). The resulting Hamiltonian comes from a renormalized Green's function and shows the correct in-gap dependence:

$$\hat{H}(\vec{k}) = - \left(\frac{\partial G^{-1}(\vec{k}, \omega)}{\partial \omega} \right)_{\omega=0}^{-1} G^{-1}(\vec{k}, \omega = 0), \quad (9)$$

The results are excellent, the bands perfectly match the PDOS obtained from the imaginary party of the retarded Nambu Green's function, and all in-gap states properties are retrieved. This is to be expected because the condition for finding the bands or eigenvalues of Eq. (9) is the condition of singularity for the Green's function for small ω .

B. Calculations in real space

Here, we are going to compare with real-space calculations in order to describe the possible topological phases as well as in-gap states of other nature. We assume we can express the electronic states in a local basis set, compact to the atomic sites, that do not overlap and can be

taken to be a tight-binding orthonormal basis set with a total of N orbitals or sites.

In this case, Dyson's equation is just a resolvent equation for a $4N \times 4N$ matrix:

$$\hat{G} = [\hat{G}_{BCS}^{-1} - \hat{H}_I]^{-1} \quad (10)$$

Where \hat{G}_{BCS} is the retarded Green's operator for the BCS Hamiltonian from Eq.(1) and $\hat{H}_I = \hat{H}_{impurity} + \hat{H}_{Rashba}$. The \hat{H}_{Rashba} includes the Rashba interaction as described in the next section.

In this case, we evaluate the real-space density of states by projecting the density of states on the tight-binding orbitals. This projected density of states (PDOS) on orbital i or spectral function is given by

$$\rho(i, \omega) = -\frac{1}{\pi} \text{Im}[G_{i,i}^{1,1}(\omega) + G_{i,i}^{4,4}(-\omega)], \quad (11)$$

where $G_{ii}^{\nu,\mu}$ is the resulting Green's function evaluated on orbital i for the Nambu components ν and μ by solving Dyson's equation. Thus, the calculations for finite chains are performed on a 2-D finite mesh of the 3-D superconductor, where a few sites without impurity interactions are left around the impurity chain. Our calculations are quite robust against the number of free superconducting sites left around the impurity chain, including subsurface layers, probably due to the 3-D character of the superconducting Green's function.

C. Rashba self-energy

In the same spirit as above, we can introduce the spin-orbit coupling for a surface, using the self-energy for the Rashba Hamiltonian. In the tight-binding electron basis, the non-locality of the Rashba Hamiltonian makes it formally similar to a nearest-neighbor hopping term,

$$\begin{aligned} \hat{H}_{Rashba} = & i \frac{\alpha_R}{2a} \sum_{i,j,\alpha,\beta} [\hat{c}_{i+1,j,\alpha}^\dagger (\sigma_y)_{\alpha,\beta} \hat{c}_{i,j,\beta} \\ & - \hat{c}_{i,j+1,\alpha}^\dagger (\sigma_x)_{\alpha,\beta} \hat{c}_{i,j,\beta} + h.c.] \end{aligned} \quad (12)$$

where α, β are spin indexes. The lattice parameter of the substrate is a , and the factor of $2a$ comes from a finite-difference scheme to obtain the above discretized version of the Rashba interaction.

Transforming to a 1-D reciprocal space and using the Nambu basis set, the self energy becomes

$$\Sigma(k, \omega) = 2\alpha_R \sin(ka) \tau_z \sigma_y \quad (13)$$

For higher dimensions, we use the real space representation given by the above Hamiltonian and we do the Fourier transform to reciprocal space using a truncated unit-cell summation.

IV. WINDING NUMBER AND TOPOLOGICAL PHASE SPACE FOR SPIN CHAINS ON A WIDE-BAND SUPERCONDUCTOR

The presented methodology based on Green's function permits us to compute both infinite and finite spin chains on superconductors. We can easily put the bulk-boundary correspondence principle^{47,48} to test as well as to characterize the topological superconducting phases resulting from the in-gap states.

A. Topological invariants

Tewari and Sau⁴⁹ studied the topological properties of 1-D spin chains in one and two dimensions. They showed that the in-gap electronic structure induced by a spin chain on a 1-D superconductor leads to phases compatible with the BDI class⁵⁷. This classification results from the chiral symmetry characterizing the system.

Due to the presence of magnetic interactions, time-reversal symmetry is broken in the model of a FM spin chain. However, the following antiunitary operator may be defined, $\mathcal{T} = \tau_0\sigma_0\mathcal{K}$, where \mathcal{K} is the complex conjugate operator. The Hamiltonian satisfies $\mathcal{T}\hat{H}(k)\mathcal{T}^{-1} = \hat{H}(-k)$, this symmetry is the so-called *generalized time reversal*²⁹ or *spin-rotation time-reversal*⁵⁸ symmetry. Additionally, particle-hole symmetry is defined by the operator $\mathcal{P} = \tau_x\sigma_0\mathcal{K}$ and it is present on every BdG hamiltonian by construction. The combination of the two is the chiral symmetry and the corresponding operator is the product of the two previous ones, $\mathcal{C} = \mathcal{P}\mathcal{T} = \tau_x\sigma_0$. As a consequence, the Hamiltonian of the system can be written, in a rotated basis, under the form:

$$H(k) = \begin{pmatrix} 0 & A(k) \\ A^\dagger(-k) & 0 \end{pmatrix} \quad (14)$$

Here A is a 2×2 matrix in the spin sector. The representation of Eq. (14) is easily obtained by changing the basis set from the Nambu basis expressed in fermionic operators \hat{c} and \hat{c}^\dagger to a basis set expressed in terms of Majorana operators $(\hat{c} \pm \hat{c}^\dagger)/\sqrt{2}$.

For a 2×2 Hamiltonian, Eq. (14) can be written as:

$$H(k) = d_x(k)\tau_x + d_y(k)\tau_y, \quad (15)$$

where the change of basis has permitted us to have a zero component of τ_z because τ_z anticommutes with the Hamiltonian and defines the chiral symmetry of the system⁴⁷. In the fermionic basis set of the original Hamiltonian^{29,35}, the symmetry representation is the above $\mathcal{C} = \tau_x\sigma_0$.

The BDI class has a \mathbb{Z} topological invariant. This is the winding number, w , related to the vector $\vec{d} = (d_x, d_y)$. As k changes, \vec{d} describes a closed trajectory. The winding number, w , is an integer that corresponds to the number of turns described by \vec{d} about the origin. In order to

change topological phase, and change w , the superconductor gap has to close. This happens when the determinant of the Hamiltonian is zero. From Eq. (15), the determinant of $H(k)$ will be zero when \vec{d} is zero.

However, as Tewari and Sau⁴⁹ emphasize, the Hamiltonian is a 4×4 matrix, and in order to keep the above description in the particle-hole sector (the τ matrices) we identify the determinant of the A matrices with the winding vector $Det(A(k)) = d_x(k) - id_y(k)$ in order to take into account when the determinant of the full Hamiltonian becomes zero. From the 4×4 -Bogoliubov-de Gennes Hamiltonian, Eq. (1) with the addition of the impurity Hamiltonian, Eq. (6), and the Rashba term, Eq. (12), we obtain:

$$Det(A(k)) = (H_{1,1}(k) + H_{1,3}(k)) \times (H_{2,2}(k) + H_{2,4}(k)) - (H_{1,2}(k) + H_{1,4}(k)) \times (H_{2,1}(k) + H_{2,3}(k)). \quad (16)$$

Tewari and Sau⁴⁹ also show that a lower-symmetry class invariant can be defined. This is the usual D-class \mathbb{Z}_2 invariant that is given by the parity of the winding number⁴⁹. In 2-D superconductors, the Rashba interaction leads to non-real matrix elements and the symmetry of the 1-D system is reduced. However, we find that even for 2-D substrates, the winding number still gives results in agreement with the appearance of MBS in finite chains. It is then interesting to classify the topology of the spin-chain systems by their winding number, w .

The winding number is given by evaluating the number of turns of \vec{d} about zero, given by the expression:

$$w = \frac{1}{2\pi} \int_{-\pi/a}^{\pi/a} dk (d_x \frac{d}{dk} d_y - d_y \frac{d}{dk} d_x), \quad (17)$$

where \vec{d} has been previously normalized. Mathematically equivalent expressions can be obtained by using the trajectories in the complex plane of $z = Det(A)/|Det(A)|$ as shown in Refs. [49] and [47]. But they involve the evaluation of the $log(z)$ that plagues the computation with numerical problems due to artificial discontinuities caused by its branch cut. Expression (17) however, is numerically simple and accurate to evaluate.

The \mathbb{Z}_2 topological invariant is calculated from the Pfaffian of the system. For a chiral Hamiltonian written as in Eq. (14) the Pfaffian can be easily evaluated using $Pf[H(k)] = Det[A(k)]$. And the \mathbb{Z}_2 topological invariant, Q , becomes:

$$Q = sign [Pf[H(k=0)] \times Pf[H(k=\pi/a)]] = sign [d_x(k=0) \times d_x(k=\pi/a)] \quad (18)$$

This equation shows that the Rashba Hamiltonian at $k=0$ and $k=\pi/a$ does not enter in the determination of the above topological invariant since it is zero (see, e.g., Eq. (13)). For the same reason the trajectories of $\vec{d}(k)$ wrap around zero only once, leading to winding numbers that only take $-1, 0$ or $+1$ values^{29,59}.

As an example, we calculate the in-gap bands and topological invariants for an infinite 1-D ferromagnetic

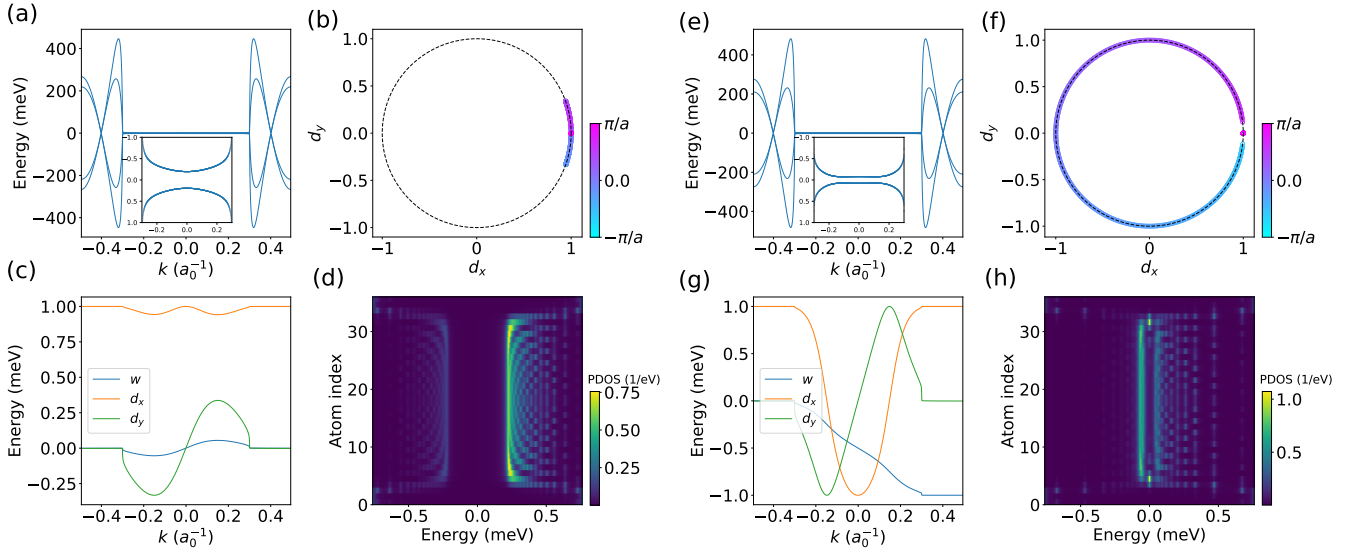


FIG. 2. In-gap states for ferromagnetic spin chains in trivial ((a) to (d)) and topological ((e) to (h)) state. The Kondo coupling is $J = 2.0$ eV (left) and $J = 2.7$ eV (right), potential scattering $K = 5.5$ eV and Rashba coupling $\alpha_R = 3.0$ eV-Å, the Fermi vector is $k_F = 0.3 a_0^{-1}$ and the spin is $5/2$ (like Cr or Mn), the metal density of states at the Fermi energy is $N_0 = 0.037/\text{eV}$ and the superconducting gap is $\Delta = 0.75$ meV (like in $\beta\text{-Bi}_2\text{Pd}$ [27]). (a) and (e) The infinite spin chain has 4-bands with values close to the superconducting gap for values of k between Fermi vectors, insets show the two lower bands where we can observe the trivial (a) and topological (e) gap. (b) and (f) plot the trajectory of the normalized $\vec{d}(k)$ as k is varied. To facilitate the visualization of the trajectory, k values go from $-\pi/a$ (in cyan) to π/a (in magenta). In (b) all points remain in the vicinity of $(d_x, d_y) = (1, 0)$ so no turn is completed about zero, on the other hand, in (f) we can observe a complete anticlockwise turn. (c) and (g) show the evolution of d_x (orange), d_y (green) and $w(k)$ (blue) as a function of k . In (c) we observe that w has a final value of $w = 0$ indicating that the system is a trivial state. In (g) $w(k)$ goes from 0 to $w = -1$, showing that here the system is a topological state. (d) and (h) show the result of a finite 30 atomic chain calculation with same parameters as the analytical one. We plot the PDOS in 2-D map as a function of the atomic site in the chain versus the energy. The spectra in (d) shows in-gap states at a lowest energy of ~ 0.1 meV, no zero-energy edge states are obtained here. In (h), we observe one zero energy state on each edge of the chain. The calculations for infinite chains are 1-D calculations, however, the finite-chain calculations correspond to finite chains on a 2-D finite mesh of the 3-D superconductor.

chain on a superconductor. Panels (a) to (d) from Fig. 2 correspond to a trivial state of the system. Fig. 2 (a) shows the renormalization of the bands obtained from Eq. (9) for $-\pi/a \leq k \leq \pi/a$. As observed, the bands reach high energies for k values, $|k| > k_F$, as the renormalization is not correct for k in this range. The inset shows the two lower bands in for $-k_F \leq k \leq k_F$. Figure 2 (b) depicts the normalized trajectory described by the vector \vec{d} in the complex plane. The k points are labelled by a gradient of color going from $-\pi/a$ (in cyan) to π/a (in magenta), in this case, \vec{d} makes small oscillations around $(d_x, d_y) = (1, 0)$, meaning that the winding number in this case is $w = 0$. On Fig. 2 (c) we can follow this evolution: d_x (orange curve) stays close to 1 and d_y (green curve) describes a sinusoidal trajectory around 0 as we sweep k . The evolution takes place for k values in the range $(-k_F, k_F)$, however, for $|k| > k_F$ d_x is one and d_y remains zero. Indicating that points for $|k| > k_F$ contribute trivially to the topology of the system. The blue curve depicts the evolution of the cumulative value

of w :

$$w(k) = \frac{1}{2\pi} \int_{-\pi/a}^k dk' (d_x \frac{d}{dk'} d_y - d_y \frac{d}{dk'} d_x), \quad (19)$$

The \mathbb{Z}_2 invariant, Q , is calculated from Eq. (18). For the present case of $k_F < \pi/a$, the points $k \geq k_F$ contribute trivially to the topological state of the system, such that we evaluate the Pfaffian in Eq.(18) at $k = k_F$ instead of $k = \pi/a$. This is justified by the fact that beyond $k = k_F$ the free-electron-like states disperse rapidly away from the gap and they cannot alter the topology of the in-gap bands. This is reflected by the absence of states beyond k_F in the superconductor as we show on Fig. 1. Numerically, we test that $d_y \approx 0$ in the k -points where we evaluate Q . When $k_F > \pi/a$, we strictly apply Eq. (18). In the case of Fig. 2, we obtain $Q = 1$ in good agreement with w .

Figure 2 (d) shows a 2-D map of the PDOS calculated for a finite 30-atom chain with the same parameters as a function of the atomic site versus the energy. We calculate the PDOS on every site of the chain from Eq. (11). As we can observe, the in-gap states are distributed along the chain and the lowest energy states are found at ~ 0.1

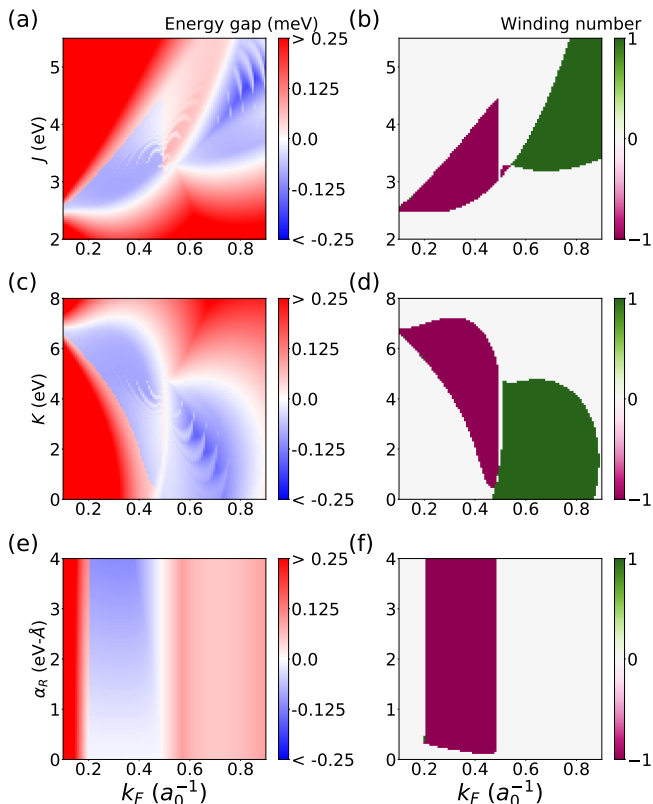


FIG. 3. Phase diagrams obtained for a ferromagnetic spin chain with normal-metal DOS at the Fermi energy $N_0 = 0.037/\text{eV}$, $\Delta = 0.75 \text{ meV}$ and spin $s = 5/2$. (a) and (b) Phase diagrams as a function of the Kondo coupling J versus the Fermi wave vector of the system k_F , with potential scattering $K = 5.5 \text{ eV}$ and Rashba coupling $\alpha_R = 3.0 \text{ eV-Å}$. (a) Energy gap of the system multiplied by the \mathbb{Z}_2 topological invariant, Q , allowing for differentiation of trivial ($Q = 1$) and topological ($Q = -1$) phases. (b) Winding number, w as a function of J and k_F . The green areas correspond to $w = -1$ (cases like the one shown in Fig. 2 (f)) and the magenta areas to $w = 1$, here the winding vector, \vec{d} completes a turn in the opposite direction. (c) and (d) Phase diagrams as a function of the potential scattering, K versus k_F with Kondo coupling $J = 3.0 \text{ eV}$ and Rashba coupling $\alpha_R = 3.0 \text{ eV-Å}$. (e) and (f) Phase diagrams as a function of the Rashba coupling, α_R versus k_F with Kondo coupling $J = 3.0 \text{ eV}$ and potential scattering $K = 5.5 \text{ eV}$.

meV. The absence of zero-energy edge states is in good agreement with the trivial state of the system.

Panels (e) to (h) from Fig. 2 correspond to a topological case. Here, we have increased the magnetic coupling to $J = 2.7 \text{ eV}$. The band structure has gone through a gap closing and the bands in Fig. 2 (e) are topological. The trajectory of \vec{d} completes a turn about zero, we can better observe the trajectory on Fig. 2 (g), where $w(k)$ evolves from zero to -1. Again, the evolution takes place for $-k_F \leq k \leq k_F$ and the points in $|k| > k_F$ only contribute trivially. The calculation in a finite chain shows zero-energy edge states at both ends of the chain, as we

expect from the bulk-boundary correspondence principle, Fig. 2 (h).

The winding number, w , can be particularly difficult to evaluate because of the large number of k-points needed. The convergence depends on the evolution of \vec{d} with k . At $k = k_F$, the band structure changes rapidly and so does \vec{d} . Large values of the Rashba parameter, α , lead to smoother variations of \vec{d} , permitting a more accurate evaluation of w with fewer k-points. In the same way, the evaluation of gradients depends on the used discretization steps. It is particularly critical to use small ω steps for the evaluation of Eq. (9) as well as a small imaginary broadening for the Green's functions. The behavior of d_y with k is a stringent test to check for the convergence of the numerical calculations. Not only should d_y equal zero at $k = 0$ and $\pm\pi/a$, but it should be odd with k , as our results of Fig. 2 show.

B. Topological phase space

By systematically evaluating the topological invariant Q and the winding number on a parameter space, we can create phase diagrams that we will use to determine the topological state for any given parameters. Figure 3 shows phase diagrams of a ferromagnetic atomic chain as a function of magnetic coupling J versus k_F (Fig. 3 (a) and (b)), as a function of potential scattering K versus k_F (Fig. 3 (c) and (d)) and as a function of Rashba coupling strength, α_R versus k_F in Fig.3 (e) and (f). The panels on the left row of Fig. 3 depict the energy gap of the system multiplied by Q , like this, the topological phases are plotted as a negative gap (in blue) and in the trivial ones the gap is positive (in red). As expected, the topological phases corresponding to $w = +1, -1$ perfectly match the $Q = -1$ areas.

At a TPT, the gap of the system goes to zero. On Fig. 3 (a), we can easily observe two wide white branches corresponding to the gap closing at $k = 0$ going from $k_F \sim 0.1 a_0^{-1}$ to $k_F \sim 0.75 a_0^{-1}$, and at $k = \pi/a$ at low values of J for $k_F > 0.5 a_0^{-1}$. In other cases, however, the gap closing at a TPT can be difficult to observe. For example, in Fig. 3 (a) for Fermi vector values such that $k_F < 0.5 a_0^{-1}$ and J couplings going from $\sim 2.5 \text{ eV}$ to $\sim 4.5 \text{ eV}$, the topological character changes, but we do not see a clear zero gap in this area. Here, the gap closes at a k^* point close to k_F , but this transition is very abrupt requiring a high number of k-points and a fine tuning of the parameters to properly observe the gap closing. We have observed that the band structure highly depends on the number of ω and k-points, this can result in numerical artifacts in the energy gap maps. An example of this, is the stripped structure we can observe in Fig. 3 (a) for high values of J and $k_F > 0.6 a_0^{-1}$. When we look closely to the band structure for these values and use a sufficiently high number of k points, we conclude that these white areas are an artifact of the non-converged bands. The phase diagrams we show on Fig. 3

are obtained using $N_k = 1001$ which is not sufficient to obtain clean maps, as we have observed, calculations with at least $N_k = 10001$ are required to remove these artifacts. As we have discussed in the previous section, a similar problem arises for the convergence of the winding number.

The strong dependence of the topological character on the exchange coupling J is natural given the necessary presence of an exchange interaction to have in-gap states. However, the potential scattering term, given by matrix-element K in Eq. (6), has an important effect on the topology of the bulk bands. In the localized-basis set, this term appears as an on-site term, and it does the effect of a chemical potential. It will shift the on-site energies of the superconducting sites, and hence has an important influence on the topological phase, Fig. 3 (c) and (d).

For k_F values beyond the Brillouin-zone border, π/a , a stark change of topological phase is found in Fig. 3. We have checked that this frontier is indeed there and not some numerical artifact by testing the appearance of MBS in finite chains. The topological regions for $k_F < \pi/a$ are characterized by a negative winding number. For $k_F > \pi/a$ the winding number changes to $+1$. Thus, an interface between two superconductors of very different electron density, such that one has a $k_F < \pi/a$, and the other one has $k_F > \pi/a$, a spin chain straddling the interface will have a change of winding number of 2, and hence present two MBS at the interface. Alternatively to change the sign of the winding number, we change the sign of α_R because it changes the sign of d_y . The behavior of a ferromagnetic spin chain with Rashba coupling can be compared with the behavior of a helical non-collinear spin chain⁵. Following this analogy, changing the sign of the coupling α_R , would change the chirality of the spin helix. As a consequence, in a magnetic chain with a domain wall separating two different chirality chains, we also find the appearance of two MBS^{7,60} at the domain wall.

Figure 3 (e) and (f) show the phase diagrams as a function of the Rashba coupling versus k_F for $J = 3.0$ eV and $K = 5.5$ eV. As we can observe, the topological phase is independent of the Rashba parameter. However, the winding number phase diagram in Fig.3 (f) shows that the system is in the topological state only if we have a finite, non-zero α_R , showing that Eq. (18) should not be blindly applied, as topological phases on FM chains can only be achieved on systems with Rashba interaction, even if α_R is infinitesimally small^{28,29}. Moreover, in Fig.3 (e) we can see that the topological gap becomes bigger with an increasing α_R , giving better protection to the MBS that arise in finite systems. Hence, the role of the Rashba interaction is to facilitate the triplet pairing, even though the ferromagnetic ordering in the chain can suffice to locally drive the superconductor into the topological phase.

V. NUMERICAL STUDIES OF TOPOLOGICAL PHASES

In the previous section we have shown that the topological phase can be determined for a ferromagnetic infinite chain. We now want to study the validity of the topological invariants in finite systems, in particular, in tens of atom chains on 2-D superconductors, which can be compared with experimental measurements²⁷. We create a 2-D superconducting array, without loss of generality, the magnetic impurities are located along the \vec{x} direction in an atomic chain, all spins are oriented perpendicular to the substrate along the \vec{z} direction, creating a ferromagnetically-ordered chain. We solve Dyson's equation, Eq. (7), and the PDOS is calculated on every site using Eq. (11).

We have verified that the in-gap states are not drastically affected by the change in dimensionality. By performing calculations on 2-D superconductors, we were able to observe that the extension of the in-gap states decays in about 5 sites in the perpendicular direction to the chain. The overall PDOS obtained along the chain and the in-gap states dispersion are largely unaffected by the change from 1-D to 2-D. In the case of a 3-D system, 3 layers are enough for the states to decay. On the present work, the calculations on finite chains are performed on 2-D superconducting arrays. However, for calculations of in-gap bands and topological invariants, a big number of atoms is required in order to attain the infinite-chain behavior, hence we limit ourselves to 1-D systems in order to reduce the computational time.

A. Comparison with analytical calculations

On Fig. 4 we show the results for a finite 30-atom chain located at the center a 2-D rectangular superconducting array with dimensions $N_x = 36$ and $N_y = 5$ sites. The exchange coupling is $J = 3.5$ eV, the potential scattering amplitude is $K = 5.5$ eV, Rashba coupling is $\alpha_R = 3.0$ eV-Å and the Fermi vector is $k_F = 0.7a_0^{-1}$, by looking at Fig. 3 (a) these parameters yield a topological solution with winding number $w = 1$. On Fig. 4 (a) we depict the spectrum obtained on the first atom of the chain, here a very pronounced peak can be observed at zero energy. On panel (b), we show the distribution of the PDOS at zero energy along the \vec{x} axis, revealing that the zero-energy state is well localized at the ends of the chain. On Fig. 4 (d) we show a 2-D map of the spectra obtained on every atom along the chain's axis, we can again note the presence of zero-energy edge states, whereas inside the chain we observe a finite energy gap. All of these features are in good agreement with the presence of MBS. As discussed in the previous section, the topological state of a given system can be determined from the study of the topological invariants.

We can calculate $G(\vec{k}, \omega)$ from the real-space Green's function $G_{i,j}(\omega)$ by using a finite Fourier transform, and

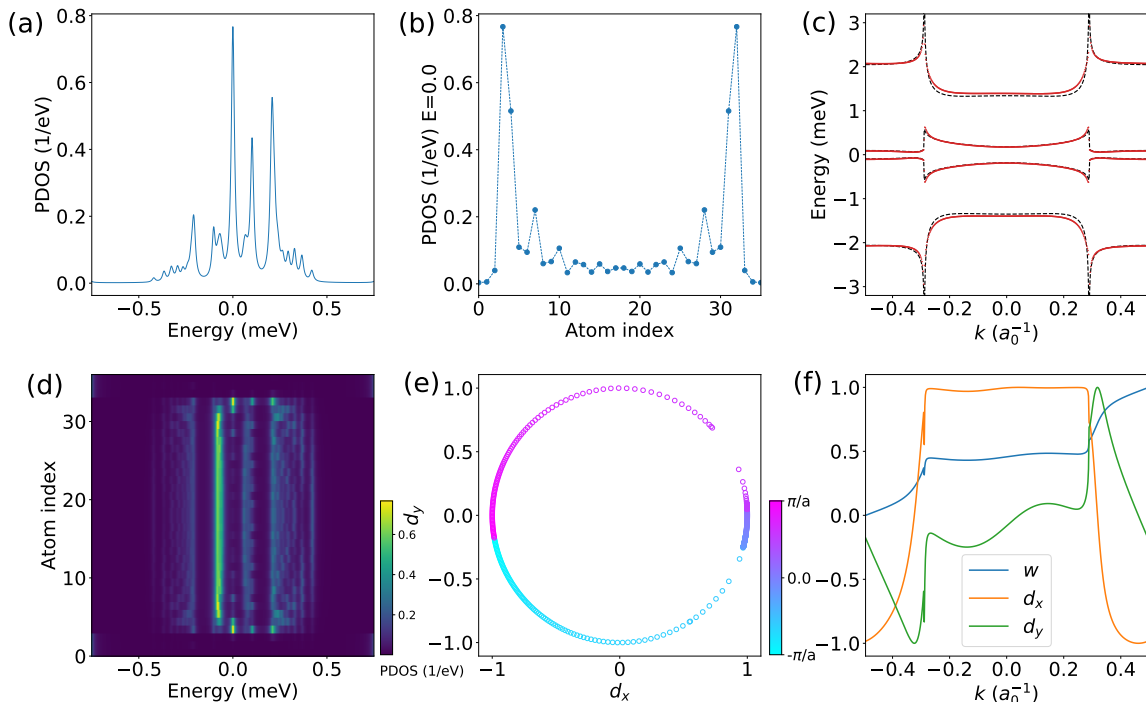


FIG. 4. Numerical results of 30-atom impurity chain of a 2-D superconductor with dimensions $N_x = 36$ and $N_y = 5$. (a) Spectrum obtained on the first atom of the chain. (b) PDOS at zero energy along the chain's axis. (c) Renormalized bands, analytical calculation (black dashed lines) and numerical result (in red) for a 1001-atom chain in a 1-D superconductor. (d) PDOS spectra along the 30 atom chain. (e) Corresponding trajectory of winding vector \vec{d} , the color bar shows the k -points where $\vec{d}(k)$ is evaluated. (f) d_x , d_y and cumulative winding number $w(k)$, Eq. (19) as a function of k . Parameters: $\Delta = 0.75$ meV, $N_0 = 0.037/\text{eV}$, $k_F = 0.7 \text{ \AA}^{-1}$, $\alpha = 3.0 \text{ eV-\AA}$ $J = 3.5 \text{ eV}$, $K = 5.5 \text{ eV}$.

using a sufficiently high number of atoms in a 1-D finite system. We then calculate the k -resolved Hamiltonian from the renormalized Green's function, Eq. (9). Figure 4 (c) depicts the numerically calculated bands (in red) for a 1001-atom chain with the same parameters as for the 30-atom chain. We plot the infinite-chain bands from the previous section as black dashed lines, showing good agreement with the numerical calculations. We show the trajectory of the vector \vec{d} in Fig. 4 (e), making a complete turn about zero in the positive sense, resulting in $w = 1$ and demonstrating the topological nature of the edge states obtained in the 30-atom chain, Fig. 4 (d). In contrast to the infinite-chain results, the winding number determined by d_x and d_y show some incorrect asymmetry with k , Fig. 4 (f), this asymmetry can be reduced by taking sufficiently small ω steps that improves the numerical precision of the derivative in Eq. (9). Also, small oscillations can appear in these curves due to the Fourier transform from the finite-chain in real space to k -space, Fig. 4 (f). In order to improve the results, a sufficiently high number of k -points and high number of atoms are required. The Dynes parameter, Γ , needs to be adjusted for better accuracy. Overall, these results show good agreement between finite and infinite chain calculations that is of special interest, because it shows that the topological state of a given system can be determined

from strictly numerical calculations in finite systems.

B. Numerical phase space

In contrast to the infinite-chain analytical calculations of previous sections, finite-chain calculation has the advantage that the presence of MBS can be quickly discerned in a calculation. Moreover, the phase space can be explored by computing the in-gap electronic states projected on the first site of the chain. In the presence of MBS, zero-energy states will appear as parameters change.

To study the evolution of the edge states in the finite chains as we go through the TPT, we calculate finite 30-atom chains as a function of the parameters J and K . In order to reveal the features proper to the edge of the chain, we compare the electronic structure as a function of energy for edge sites with the one at the center of the chain. Figure 5 depicts the evolution of the edge states and the states at the center of the chain as the exchange ((a) and (b) respectively) and potential ((d) and (e)) couplings are varied. For comparison, we perform a calculation from the analytical solution $G(k, \omega)$ of an infinite chain, and we Fourier transform to real space, such that a site in an infinite chain can be evaluated ((c) and

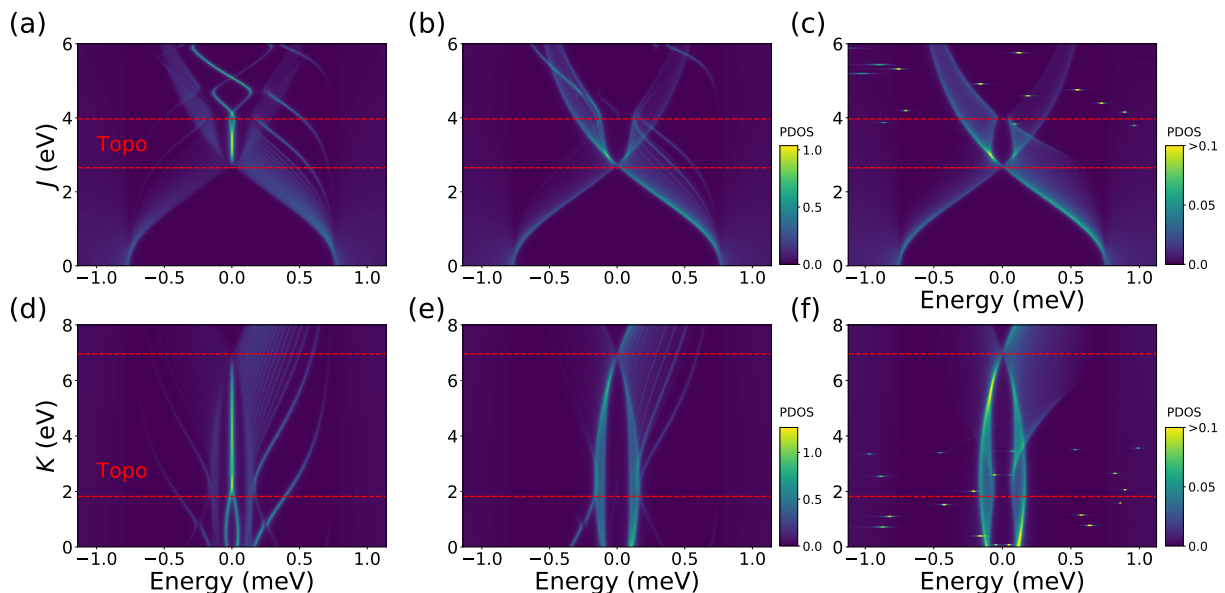


FIG. 5. Evolution of in-gap states at the edges and at the center of the chain as a function of the couplings for exchange J ((a) and (b) respectively) and potential K ((d) and (e)) interactions. For comparison, the states at the center of an infinite chain from an analytical calculation are also shown in (c) and (f). As expected, the agreement between the spectra at the mid-site of the finite chain (b) and the site of the infinite chain (c) is excellent, as well as between (e) and (f). The main differences are due to long-range edge states that are absent from the infinite chain. Red dashed lines indicate the TPT as obtained from phase diagrams in Fig. 3. Topologically non-trivial phases are found between the two horizontal lines. Parameters: $\Delta = 0.75$ meV, $N_0 = 0.037/\text{eV}$, $k_F = 0.4 a_0^{-1}$, $\alpha = 3.0$ eV-Å, the finite chains ((a), (b), (d) and (e)) are 30-atom long. The PDOS is in (1/eV) units.

(f)). As expected, the agreement between Fig. 5 (b) and (c) is excellent, as well as between (e) and (f). There are however some differences, particularly from states that cross the gap as the interactions change. These states are not present in the infinite-chain calculation and can be traced back to the projections on the edge sites, Fig. 5 (a) and (d), showing that they are edge states extending into the center of the chain.

The red dashed lines indicate the TPT as found from the phase diagrams in Fig. 3. In good agreement, we find that MBS develop in (a) and (d) for the values of the couplings corresponding to topological phases. Moreover, the states that cross rapidly the Fermi energy when the couplings are changed can be determined to have no topological origin by comparison with Fig. 3.

A closer look to Fig. 5 (a) reveals that for higher values of J in the topological state, the zero energy edge states begin to split. This is due to the finite size of the chain, Fig. 5 corresponds to calculations with a 30-atom chain. For an increasing number of atoms, the splitting of the zero-energy peak occurs closer to the TPT, marked by the red dashed line. The TPT is marked by a gap closing of the bulk hamiltonian revealed by the crossing at $J \sim 2.7$ eV of the zero-energy in-gap states, Fig. 5 (b) and (c). For the second transition at $J \sim 4.0$ eV, we observe a narrowing of the gap, but the gap closing is difficult to observe because a high number of k-points and J values is required to observe this gap closing. A similar situation

happens when tuning the potential scattering, K in Fig. 5 (e) and (f).

C. Finite-chain spectral dependence on the number of atoms

The study of the spin state^{27,45} of the chain while varying the magnetic coupling supports the occurrence of a topological phase transition at $J \sim 2.7$ eV (with parameters $U = 5.5$ eV, $k_F = 0.4 a_0^{-1}$ and $\alpha = 3.0$ eV-Å) and, hence, the presence of MBS in this case. This is also in agreement with the phase diagram from Fig. 3 (a), for $k_F = 0.4 a_0^{-1}$, the energy gap goes to zero at about $J = 2.7$ eV, and the new gap changes character from trivial to topological. To further study these finite system states, we follow the evolution of the edge states while changing the number of atoms in the chain.

MBS are expected to be easier to detect as the chain length increases^{27,61} because the spatial overlap of their wave functions decreases. On Fig. 6 we show the evolution of the spectra on the first (top row) and middle atom (bottom row) of the chain as a function of number of atoms and for different J coupling values. On panels (a) and (e) $J = 2.5$ eV, the topological state has not been reached and the in-gap states are still far from zero energy. In the middle plots (panels (b) and (f)), we have increased the magnetic coupling to $J = 3.0$ eV, this is

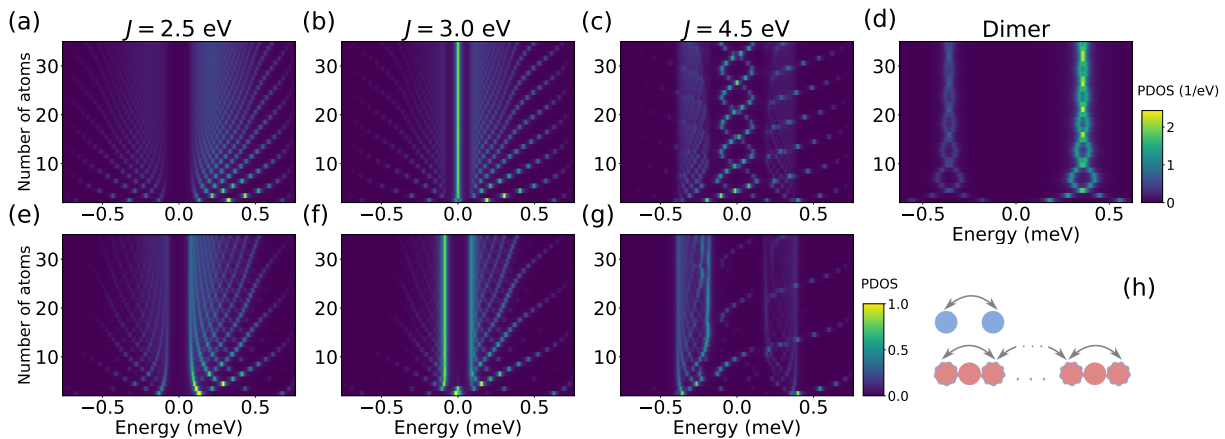


FIG. 6. (a) to (c) ((e) to (g)) Evolution of the edge (center) states as a function of the number of atoms in the chain and for different Kondo couplings. For $J = 2.5$ eV the lower energy in-gap states are at ~ 0.1 meV and well distributed between edge (a) and center of the chain (e). For a coupling of $J = 3.0$ eV we observe a robust zero energy edge state for chains as short as 5 atoms (b) while the bulk spectra shows an energy gap. For $J = 4.5$ eV the edge states oscillate around zero with a period of 5 atoms (c) the oscillations are also observable in the middle of the chain (g). Parameters: $\Delta = 0.75$ meV, $N_0 = 0.037/eV$, $k_F = 0.4 a_0^{-1}$, $\alpha = 3.0$ eV-Å $K = 5.5$ eV. (d) Evolution of the in-gap states in a dimer while varying the distance between the two magnetic impurities. The four in-gap-states oscillates with the same period observed in the chain. Parameters: Same as the chain but $J = 3.2$ eV. (h) Scheme depicting the interaction between pairs of atoms in the chain (in red) and in the dimer (blue) here the periodicity of the interaction is set to 2 atoms for simplicity. The PDOS is in $(1/eV)$ units.

after the system has undergone the TPT. On panel (b) we observe a robust zero energy state for chains as short as 5 atom-long. As the chain length increases, the edge state stays at zero energy. If we look at the spectra on the middle of the chain (Fig. 6 (f)), we can observe an energy gap, showing that the zero-energy state is well localized at the chain edges. The phase diagram of Fig. 3 (a) shows that for $J = 3.0$ eV and $k_F = 0.4 a_0^{-1}$, the system is, indeed, in a topological state.

On panels (c) and (g) from Fig. 6, the exchange coupling is $J = 4.5$ eV and the spectra on the upper panel display an edge state with an oscillatory behavior around zero energy with a period of 5 atoms. On panel (g), we see that some of these edge states are extended inside of the chain. Oscillations of in-gap states has been reported by recent studies²⁶, suggesting that even for topological solutions, the MBS can interact and move away from zero energy. To better understand the nature of the oscillations, we look at the phase diagram on Fig. 3 (a). For these parameters the system is in the trivial state. Despite the edge states crossing at zero energy periodically, they are no-topological in-gap states.

Figure 6 (d) depicts the in-gap states of a dimer of magnetic atoms in a superconductor as a function of their interatomic distance. On the y axis we vary the distance between the two atoms. Four in-gap-states results from the hybridization of the FM dimer²³. As the distance changes we observe an oscillatory behavior of the states. This points to a coupling between atomic pairs carried by RKKY interaction^{62,63}. In the case of the dimer, the amplitude of the oscillations decays with the distance because the coupling between the two atoms be-

comes smaller as the two impurities move away. For very large interatomic distances, the dimer spectra tend to the spectra of a single impurity. However, in the case of the atomic chain, because we keep adding atoms, the coupling between pairs at a given distance is always present so the oscillation amplitude does not decay, a scheme of these interactions is depicted on Fig. 6 (h).

For different parameters, we also find oscillatory behavior about zero energy in the topological phase when the exchange coupling is very large. In this case, the interactions between the edge MBS are not negligible and we reproduce the same behavior as the one reported in Ref. [36]. In order to obtain topological or trivial oscillations, we find that the exchange coupling, J , needs to be large enough to induce the oscillatory behavior of the in-gap states as the number of atoms is increased.

The atomic manipulation capabilities of the STM allows us to study the evolution of the in-gap structure as atoms are added to the chain^{26,27,36}. Hence, the above real-space studies permit us a direct comparison with experiments.

VI. SUMMARY AND CONCLUSIONS

In this paper we have developed a theoretical framework using a Green's functions approach to model wide-band superconductors that correctly describe the band structure at the superconducting-gap energy range, despite of the large mismatch between the normal-metal band width of the superconductor and the pairing energy, Δ .

The in-gap-bands obtained from the bulk Hamiltonian allows us to calculate the winding number and the Z_2 topological invariant that determine the topological state of the system. We have thus computed phase diagrams that help us to easily classify our systems. Both the exchange and the potential-scattering interactions can drive the system in and out of the topological phases. According to our calculations, for infinitesimally small Rashba couplings, the topological phases can be accessed. It is worth noting the convergence of the band structure and the topological invariants is not trivial, as a sufficiently high number of ω and k points is generally required.

Our numerical calculations of finite systems show good agreement with the infinite chain, from which we could determine the topological state of edge states. This is of special interest because it shows that the topological state of the system can be evaluated from the finite system alone. This further opens the possibility of using this methodology using Green's function that are derived for free-electron metals.

We have performed calculations of the topological

properties of finite spin chains and their dependence on the number of atoms of the chain. We find recurring in-gap state oscillations about zero energy as the number of atoms is increased. These oscillations originate in large impurity-electron exchange couplings, but their topological behavior actually depends on the electronic density, fixed by the Fermi wave vector, k_F , in our studies.

In summary, the present model is a promising tool that has already successfully described experiments on magnetic atoms manipulated with STM²⁷. And will be of special interest in the search of topological phases of spin chains on s-wave superconductors.

ACKNOWLEDGEMENTS

Financial support from the Spanish MICINN (projects RTI2018-097895-B-C44 and Excelencia EUR2020-112116) and Eusko Jaurlaritza (project PIBA_2020_1.0017) is gratefully acknowledged.

-
- * nicolas.lorente@ehu.es
- ¹ T.-P. Choy, J. M. Edge, A. R. Akhmerov, and C. W. J. Beenakker, *Physical Review B* **84**, 195442 (2011).
 - ² I. Martin and A. F. Morpurgo, *Phys. Rev. B* **85**, 144505 (2012).
 - ³ S. Nadj-Perge, I. K. Drozdov, B. A. Bernevig, and A. Yazdani, *Phys. Rev. B* **88**, 020407 (2013).
 - ⁴ J. Li, H. Chen, I. K. Drozdov, A. Yazdani, B. A. Bernevig, and A. H. MacDonald, *Phys. Rev. B* **90**, 235433 (2014).
 - ⁵ F. Pientka, L. I. Glazman, and F. von Oppen, *Physical Review B* **88**, 155420 (2013).
 - ⁶ B. Braunecker and P. Simon, *Phys. Rev. Lett.* **111**, 147202 (2013).
 - ⁷ K. Pöyhönen, A. Westström, J. Röntynen, and T. Ojanen, *Phys. Rev. B* **89**, 115109 (2014).
 - ⁸ S. Nadj-Perge, I. K. Drozdov, J. Li, H. Chen, S. Jeon, J. Seo, A. H. MacDonald, B. A. Bernevig, and A. Yazdani, *Science*, 1259327 (2014).
 - ⁹ R. Pawlak, M. Kisiel, J. Klinovaja, T. Meier, S. Kawai, T. Glatzel, D. Loss, and E. Meyer, *Npj Quantum Information* **2**, 16035 (2016).
 - ¹⁰ S. Jeon, Y. Xie, J. Li, Z. Wang, B. A. Bernevig, and A. Yazdani, *Science* **358**, 772 (2017).
 - ¹¹ H. Kim, A. Palacio-Morales, T. Posske, L. Rózsa, K. Palotás, L. Szunyogh, M. Thorwart, and R. Wiesendanger, *Science Advances* **4** (2018), 10.1126/sciadv.aar5251.
 - ¹² D.-J. Choi, N. Lorente, J. Wiebe, K. von Bergmann, A. F. Otte, and A. J. Heinrich, *Reviews of Modern Physics* **91**, 041001 (2019), publisher: American Physical Society.
 - ¹³ L. Yu, *Acta Physica Sinica* **21**, 75 (1965).
 - ¹⁴ H. Shiba, *Progress of Theoretical Physics* **40**, 435 (1968).
 - ¹⁵ A. I. Rusinov, *Soviet Journal of Experimental and Theoretical Physics* **29**, 1101 (1969).
 - ¹⁶ A. Yazdani, B. A. Jones, C. P. Lutz, M. F. Crommie, and D. M. Eigler, *Science* **275**, 1767 (1997).
 - ¹⁷ M. E. Flatté and J. M. Byers, *Phys. Rev. Lett.* **78**, 3761 (1997).
 - ¹⁸ M. E. Flatté and J. M. Byers, *Phys. Rev. B* **56**, 11213 (1997).
 - ¹⁹ M. E. Flatté, *Phys. Rev. B* **61**, R14920 (2000).
 - ²⁰ D. K. Morr and J. Yoon, *Phys. Rev. B* **73**, 224511 (2006).
 - ²¹ N. Y. Yao *et al.*, *Phys. Rev. B* **90**, 241108 (2014).
 - ²² S. Kezilebieke, M. Dvorak, T. Ojanen, and P. Liljeroth, *Nano Letters* **18**, 2311 (2018), publisher: American Chemical Society.
 - ²³ D.-J. Choi, C. G. Fernández, E. Herrera, C. Rubio-Verdú, M. M. Ugeda, I. Guillaumon, H. Suderow, J. I. Pascual, and N. Lorente, *Phys. Rev. Lett.* **120**, 167001 (2018).
 - ²⁴ P. Beck, L. Schneider, L. Rózsa, K. Palotás, A. Lászlóffy, L. Szunyogh, J. Wiebe, and R. Wiesendanger, *Nature Communications* **12**, 2040 (2021).
 - ²⁵ H. Ding, Y. Hu, M. T. Randeria, S. Hoffman, O. Deb, J. Klinovaja, D. Loss, and A. Yazdani, *Proceedings of the National Academy of Sciences* **118** (2021), 10.1073/pnas.2024837118.
 - ²⁶ L. Schneider, P. Beck, T. Posske, D. Crawford, E. Mascot, S. Rachel, R. Wiesendanger, and J. Wiebe, *arXiv:2104.11497 [cond-mat]* (2021), arXiv: 2104.11497.
 - ²⁷ C. Mier, J. Hwang, J. Kim, Y. Bae, F. Nabeshima, Y. Imai, A. Maeda, N. Lorente, A. Heinrich, and D.-J. Choi, *Phys. Rev. B* **104**, 045406 (2021).
 - ²⁸ P. M. R. Brydon, S. Das Sarma, H.-Y. Hui, and J. D. Sau, *Phys. Rev. B* **91**, 064505 (2015).
 - ²⁹ A. Heimes, D. Mandler, and P. Kotetes, *New Journal of Physics* **17**, 023051 (2015).
 - ³⁰ B. Braunecker and P. Simon, *Phys. Rev. B* **92**, 241410 (2015).
 - ³¹ M. Schecter, K. Flensberg, M. H. Christensen, B. M. Andersen, and J. Paaske, *Phys. Rev. B* **93**, 140503 (2016).

- ³² F. Pientka, Y. Peng, L. Glazman, and F. von Oppen, *Physica Scripta* **T164**, 014008 (2015).
- ³³ M. H. Christensen, M. Schechter, K. Flensberg, B. M. Andersen, and J. Paaske, *Phys. Rev. B* **94**, 144509 (2016).
- ³⁴ P. Kotetes, D. Mendler, A. Heimes, and G. Schön, *Physica E: Low-dimensional Systems and Nanostructures* **82**, 236 (2016).
- ³⁵ A. Kobińska, N. Sedlmayr, and A. Ptok, *Phys. Rev. B* **103**, 125110 (2021).
- ³⁶ L. Schneider, P. Beck, J. Neuhaus-Steinmetz, T. Posske, J. Wiebe, and R. Wiesendanger, arXiv:2104.11503 [cond-mat] (2021), arXiv: 2104.11503.
- ³⁷ O. A. Awoga, K. Björnson, and A. M. Black-Schaffer, *Physical Review B* **95**, 184511 (2017).
- ³⁸ Y. Oreg, G. Refael, and F. von Oppen, *Physical Review Letters* **105**, 177002 (2010).
- ³⁹ R. M. Lutchyn, J. D. Sau, and S. Das Sarma, *Phys. Rev. Lett.* **105**, 077001 (2010).
- ⁴⁰ R. Aguado, *La Rivista del Nuovo Cimento* **40**, 523 (2017).
- ⁴¹ J. Li, T. Neupert, Z. Wang, A. H. MacDonald, A. Yazdani, and B. A. Bernevig, *Nature Communications* **7**, 12297 (2016).
- ⁴² N. Sedlmayr, V. Kaladzhyan, and C. Bena, *Phys. Rev. B* **104**, 024508 (2021).
- ⁴³ J. Tersoff and D. R. Hamann, *Physical Review Letters* **50**, 1998 (1983).
- ⁴⁴ D. Sticlet, C. Bena, and P. Simon, *Physical Review Letters* **108** (2012), 10.1103/PhysRevLett.108.096802.
- ⁴⁵ M. Mashkooi, S. Pradhan, K. Björnson, J. Fransson, and A. M. Black-Schaffer, *Phys. Rev. B* **102**, 104501 (2020).
- ⁴⁶ D. Wang, J. Wiebe, R. Zhong, G. Gu, and R. Wiesendanger, *Phys. Rev. Lett.* **126**, 076802 (2021).
- ⁴⁷ J. K. Asbóth, L. Oroszlány, and A. Pályi, arXiv:1509.02295 [cond-mat] **919** (2016), 10.1007/978-3-319-25607-8, arXiv: 1509.02295.
- ⁴⁸ A. Y. Kitaev, *Physics-Uspekhi* **44**, 131 (2001).
- ⁴⁹ S. Tewari and J. D. Sau, *Phys. Rev. Lett.* **109**, 150408 (2012).
- ⁵⁰ Z. Wang and S.-C. Zhang, *Phys. Rev. B* **86**, 165116 (2012).
- ⁵¹ A. V. Balatsky, I. Vekhter, and J.-X. Zhu, *Rev. Mod. Phys.* **78**, 373 (2006).
- ⁵² J.-X. Zhu, *Bogoliubov-de Gennes Method & its applications* (Springer International publishing, Switzerland, 2016).
- ⁵³ E. Vernier, D. Pekker, M. W. Zwierlein, and E. Demler, *Phys. Rev. A* **83**, 033619 (2011).
- ⁵⁴ R. C. Dynes, V. Narayanamurti, and J. P. Garno, *Phys. Rev. Lett.* **41**, 1509 (1978).
- ⁵⁵ J. Schrieffer, *Theory of Superconductivity* (Adison-Wesley Publishing Company, 1994).
- ⁵⁶ T. Meng, J. Klinovaja, S. Hoffman, P. Simon, and D. Loss, *Phys. Rev. B* **92**, 064503 (2015).
- ⁵⁷ C.-K. Chiu, J. C. Y. Teo, A. P. Schnyder, and S. Ryu, *Rev. Mod. Phys.* **88**, 035005 (2016).
- ⁵⁸ M. Sato and S. Fujimoto, *Journal of the Physical Society of Japan* **85**, 072001 (2016), <https://doi.org/10.7566/JPSJ.85.072001>.
- ⁵⁹ J. Li, S. Jeon, Y. Xie, A. Yazdani, and B. A. Bernevig, *Physical Review B* **97** (2018), 10.1103/PhysRevB.97.125119.
- ⁶⁰ T. Ojanen, *Phys. Rev. B* **87**, 100506 (2013).
- ⁶¹ Y. Peng, F. Pientka, L. I. Glazman, and F. von Oppen, *Phys. Rev. Lett.* **114**, 106801 (2015).
- ⁶² A. Rébola and A. M. Lobos, *Phys. Rev. B* **100**, 235412 (2019).
- ⁶³ F. Küster, S. Brinker, S. Lounis, S. S. P. Parkin, and P. Sessi, “Long range and highly tunable coupling between local spins coupled to a superconducting condensate,” (2021), arXiv:2106.14932 [cond-mat.supr-con].