

Coalesced Multi-Output Tsetlin Machines with Clause Sharing*

Sondre Glimsdal[†] and Ole-Christoffer Granmo[‡]

November 19, 2021

Abstract

Using finite-state machines to learn patterns, Tsetlin machines (TMs) have obtained competitive accuracy and learning speed across several benchmarks, with frugal memory- and energy footprint. A TM represents patterns as conjunctive clauses in propositional logic (AND-rules), each clause voting for or against a particular output. While efficient for single-output problems, one needs a separate TM per output for multi-output problems. Employing multiple TMs hinders pattern reuse because each TM then operates in a silo. In this paper, we introduce clause sharing, merging multiple TMs into a single one. Each clause is related to each output by using a weight. A positive weight makes the clause vote for output 1, while a negative weight makes the clause vote for output 0. The clauses thus coalesce to produce multiple outputs. The resulting coalesced Tsetlin machine (CoTM) simultaneously learns both the weights and the composition of each clause by employing interacting Stochastic Searching on the Line (SSL) and Tsetlin automata (TAs) teams. Our empirical results on MNIST, Fashion-MNIST, and Kuzushiji-MNIST show that CoTM obtains significantly higher accuracy than TM on 50- to 1K-clause configurations, indicating an ability to repurpose clauses. E.g., accuracy goes from 71.99% to 89.66% on Fashion-MNIST when employing 50 clauses per class (22 Kb memory). While TM and CoTM accuracy is similar when using more than 1K clauses per class, CoTM reaches peak accuracy 3× faster on MNIST with 8K clauses. We further investigate robustness towards imbalanced training data. Our evaluations on imbalanced versions of IMDb- and CIFAR10 data show that CoTM is robust towards high degrees of class imbalance. Being able to share clauses, we believe CoTM will enable new TM application domains that involve multiple outputs, such as learning language models and auto-encoding.

1 Introduction

TMs [19] have recently demonstrated competitive accuracy-, memory footprint-, energy-, and learning speed on several benchmarks, spanning tabular data [2, 40], images [20, 37], regression [4], natural language [6, 45, 46, 9, 44], and speech [27]. By not relying on minimizing output error, TMs are less prone to overfitting. Instead, they use frequent pattern mining and resource allocation principles to extract common patterns in the data. Unlike the intertwined nature of pattern representation in neural networks, a TM decomposes problems into self-contained patterns. These are expressed using conjunctive clauses in propositional logic. That is, each pattern is an AND-rule, such as: **if** input \mathbf{x} **satisfies** condition A **and not** condition B **then** output $y = 1$. The clause outputs, in turn, are combined into a classification decision through a majority vote, akin to logistic regression, however, with binary weights and a unit step output function. Being based on the human-interpretable disjunctive normal form [39], like Karnaugh maps [23], a TM can map an exponential number of input feature value combinations to an appropriate output [19].

*Source code for this paper can be found at <https://github.com/cair/PyCoalescedTsetlinMachineCUDA>.

[†]Author's status: Lead Researcher at Forsta. E-mail: sondre.glimsdal@forsta.com

[‡]Author's status: *Professor*. The author can be contacted at: Centre for Artificial Intelligence Research (<https://cair.uia.no>), University of Agder, Grimstad, Norway. E-mail: ole.granmo@uia.no

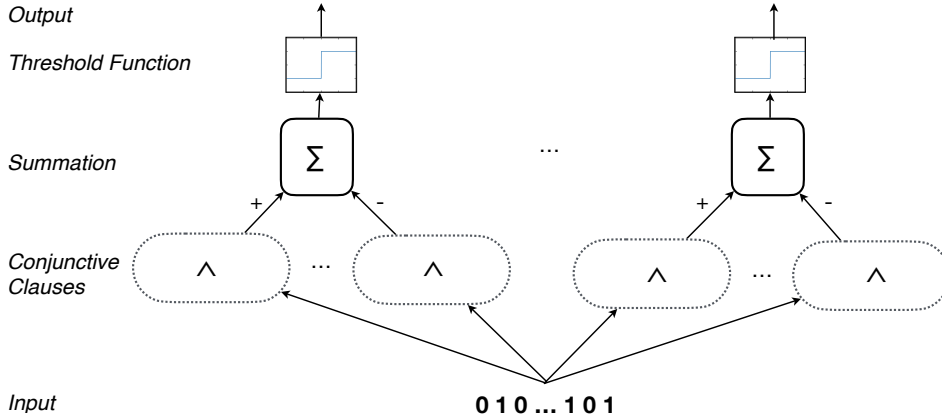


Figure 1: The Tsetlin Machine inference structure, introducing clause polarity, a summation operator collecting “votes”, and a threshold function arbitrating the final output [19].

Recent progress on TMs. Recent research reports several distinct TM properties. The TM can be used in convolution [20], providing competitive performance on MNIST, Fashion-MNIST, and Kuzushiji-MNIST, in comparison with CNNs, K-Nearest Neighbor, Support Vector Machines, Random Forests [11], XGBoost [13], BinaryConnect [15], Logistic Circuits [28] and ResNet [21]. The TM has also achieved promising results in text classification [6, 44], word sense disambiguation [46], novelty detection [9, 8], fake news detection [7], semantic relation analysis [35], and aspect-based sentiment analysis [45] using the conjunctive clauses to capture textual patterns. Recently, regression TMs [4] compared favorably with Regression Trees [12], Random Forest Regression [11], and Support Vector Regression [16].

The above TM approaches have further been enhanced by various techniques. By introducing real-valued clause weights, it turns out that the number of clauses can be reduced by up to $50\times$ without loss of accuracy [34]. Also, the logical inference structure of TMs makes it possible to index the clauses on the features that falsify them, increasing inference- and learning speed by up to an order of magnitude [17]. Multi-granular clauses simplify the hyper-parameter search by eliminating the pattern specificity parameter [18]. In [2], SSL automata [33] learn integer clause weights, performing on-par or better than Random Forests [11], XGBoost [13], Neural Additive Models [5], StructureBoost [29], and Explainable Boosting Machines [32]. Closed form formulas for both local and global TM interpretation, akin to SHAP [30], were proposed by Blakely et al. [10].

Computationally, TMs are natively parallel [1] and hardware near [41, 40, 42], allowing energy usage to be traded off against accuracy by making inference deterministic [3]. Additionally, Shafik et al. show that TMs can be fault-tolerant, completely masking stuck-at faults [36].

Recent theoretical work proves convergence to the correct operator for “identity” and “not”. It is further shown that arbitrarily rare patterns can be recognized using a quasi-stationary Markov chain-based analysis. The work finally proves that when two patterns are incompatible, the most accurate pattern is selected [47]. Convergence for the “XOR” operator has also recently been proven by Jiao et al. [22].

Paper Contributions. Figure 1 depicts the original multi-output TM architecture from [19]. A TM represents patterns as a collection of conjunctive clauses in propositional logic. Each clause vote for or against a particular output, arbitrated by a majority vote. As further depicted in the figure, there is one separate TM per output, each maintaining its own set of clauses. This hinders reuse of patterns among the outputs, because each TM operates in a silo.

In this paper, we introduce a new TM architecture that employs a shared pool of clauses, illustrated in Figure 2. Each clause in the pool is related to each output by using a weight. A positive weight makes the clause vote for output 1, while a negative weight makes it vote

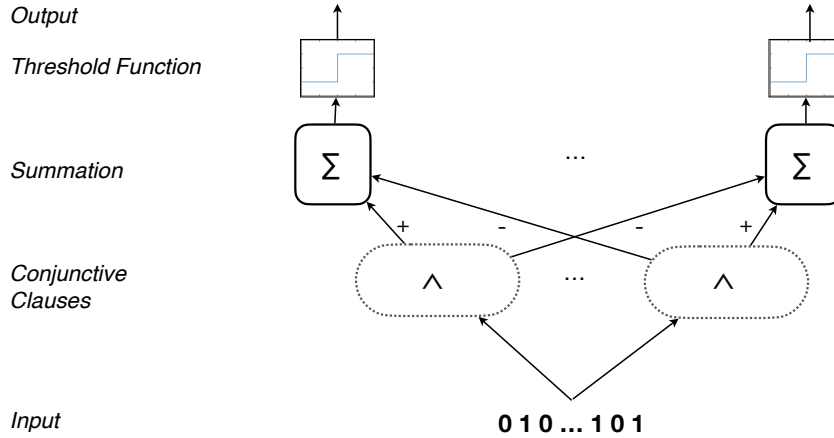


Figure 2: The Coalesced Tsetlin Machine (CoTM) inference structure, introducing clause sharing.

for output 0. The magnitude of the weight decides the impact of the vote. The clauses thus coalesce to produce multiple outputs. The resulting CoTM simultaneously learns both the weights and the composition of each clause. The weights are learnt using one SSL automaton per clause-output pair. Simultaneously, a team of TAs configures each clause to maximise output prediction accuracy.

Paper Organization. In Section 2, we introduce the basics of TM inference and learning, providing the basis for CoTM. Then, in Section 3, we describe the CoTM in detail, including the architecture for coalescing clauses and learning weights. Our empirical results are presented in Section 4, where we evaluate the CoTM on 2D Noisy XOR, MNIST, Fashion-MNIST, K-MNIST, CIFAR10, and IMDB comparing with various baselines. We conclude the paper in Section 5 and discuss ideas for further work.

2 Tsetlin Machine Basics

In this section, we provide an introduction to the principles of TM inference and learning, which we formalize in Section 3 when presenting the CoTM.

2.1 Inference

Figure 1 depicts a multi-output TM architecture. As seen, the architecture uses a simple pattern matching scheme to decide upon the output:

- One TM is associated with each output, assembling a set of patterns. Each pattern, in turn, is an AND-rule, called a *conjunctive clause*.
- The AND-operator (\wedge in the figure) binds together propositional inputs. These are either False or True (0 or 1 in the figure).
- For each TM, half of the clauses can vote for output value True. We refer to these as *positive* clauses. The other half can vote for output value False. We call these *negative* clauses.
- To decide upon a particular output, we count the positive clauses that match the input. Matching negative clauses, on the other hand, *decrease* the match count.
- A majority vote decides the final output, indicated by the threshold functions in the figure. If there are more matching negative clauses than positive clauses, the output is False. Otherwise the output is True.

As an example, consider the task of determining the sentiment of a collection of movie reviews. To this end, we employ a Set of Words (SoW) representation. That is, each word in the vocabulary is a propositional input, representing the presence or absence of the word in a particular review. Consider, for instance, the review “*The movie was good, and I had popcorn*”. Here, the words “the”, “movie”, “was”, “good”, “and”, “I”, “had”, “popcorn” are present. These thus take the input value True. Any other words are absent, taking the input value False.

Based on the SoW, the task is to decide upon the nature of each review, whether it is *Positive* or *Negative*. The task thus has two outputs and we consider each output to either be False or True.¹

Clause	TM: Positive	TM: Negative
#1	”good” AND ”movie” → +1	”bad” → +1
#2	NOT ”bad” → +1	NOT ”good” → +1
#3	”horrible” AND ”popcorn” → -1	”good” → -1
#4	”bad” → -1	”high value” → -1

Table 1: Eight example clauses for classifying IMDb movie reviews.

Table 1 contains two example TMs for the above task, one for output *Positive* and one for output *Negative*. The first column specifies the clause number; the second column contains the clauses for the TM assigned to output *Positive*; and the third column covers the *Negative* output TM. Clause #1 and Clause #2 can vote for output True (‘+1’-votes), while Clause #3 and Clause #4 can vote for output False (‘-1’-votes). For instance, Clause #1 for TM *Positive* says that if the input review contains the words “good” and “movie”, the clause votes for output True. Notice that Clause #2 consists of a negated input. That is, if the input review *does not* contain the word “bad”, this also counts as a vote towards *Positive* output True. Such negation is useful because one can strengthen the belief in *Positive* from the *absence* of negative sentiment words.

Inference proceeds as follows. Again, consider the example review: “*The movie was good, and I had popcorn*”. To classify this review, we first identify clauses that are matching the text. For TM *Positive*, Clause #1 matches because both “good” and “movie” are in the text. Clause #2 also matches the text, since “bad” is absent. Therefore, the score for TM *Positive* becomes Clause #1 + Clause #2 = 1 + 1 = 2. For TM *Negative* only Clause #3 is active, providing a score of -1. From a propositional perspective, if a TM obtains a non-negative score it outputs True. Otherwise, it outputs False. Accordingly, the output of TM *Positive* becomes True, while the output of TM *Negative* becomes False.




Figure 3: Sticky memory with depth N for the clause: “good” AND “movie”.

¹Note that for this particular task, a movie review cannot be both *Positive* and *Negative* at the same time. Accordingly, we could have modelled the problem as a multi-class problem instead of a multi-output problem [19].

2.2 Learning

Sticky Memory. Memorizing input is the basis of TM learning, such as remembering the essence of: *“The movie was good, and I had popcorn”*. To this end, each clause has its own memory where it stores its AND-pattern. In the IMDb case, the memory contains the truth value of words from the SoW. TM *Positive* Clause #1 stores True for “movie” and “good”, for instance. However, instead of simply storing the truth values as is, the memory simulates memorization and forgetting. I.e., every time a clause observes a particular truth value, it remembers it longer. Oppositely, without observations, it eventually forgets the value. Accordingly, each memory entry does not contain a truth value but an integer in the range from 1 to $2N$. The resulting memory is illustrated in Figure 3. Note that the user sets N to a specific value to control maximal memorization and forgetting. From $N + 1$ to $2N$, the word’s truth value is part of the clause’s AND-pattern. Integer $N + 1$ means in memory but easily forgotten. Integer $2N$ means maximally memorized. A truth value is not part of the pattern in the span 1 to N . Integer 1 means maximally forgotten, while integer N means almost memorized. The clause in the figure will, for instance, remember “good” for a longer time than “movie” because “good” is more deeply stored. It is close to memorizing “had”, which is close to $N + 1$.²

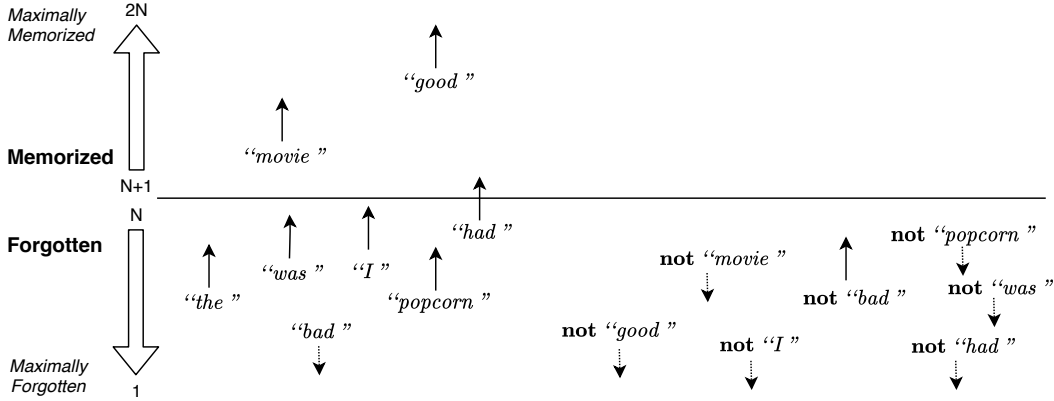


Figure 4: The **memorize**(x, s) operator triggered by input *“The movie was good, and I had popcorn.”*

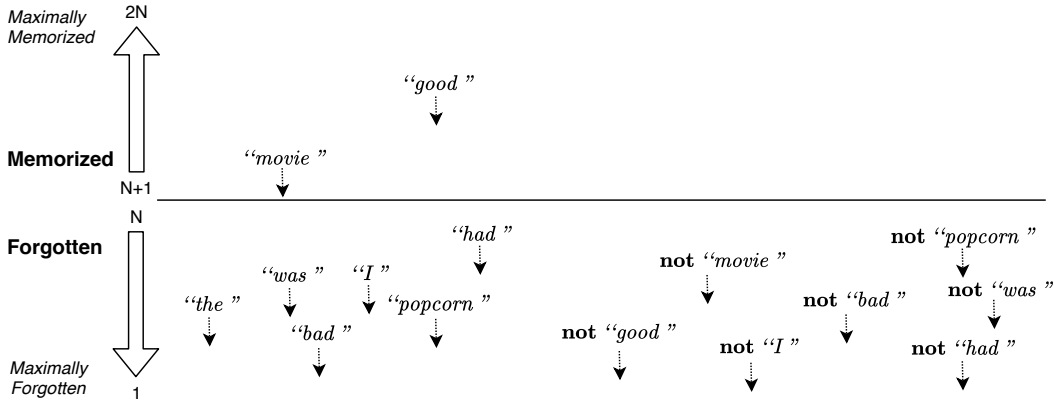


Figure 5: The **forget**(s) operator triggered by input *“Was good, and I had popcorn.”*

Memory Updating. Now, let x be one particular input to the TM. We then have three operators for updating the memory of each clause.

1. **memorize**(x, s) strengthens the memory of x . However, we do not perform a plain copy. Instead, each truth value in x increases the corresponding integer in the memory.

²Note that each memory entry can be seen as a Tsetlin Automaton [38], hence the name Tsetlin Machine.

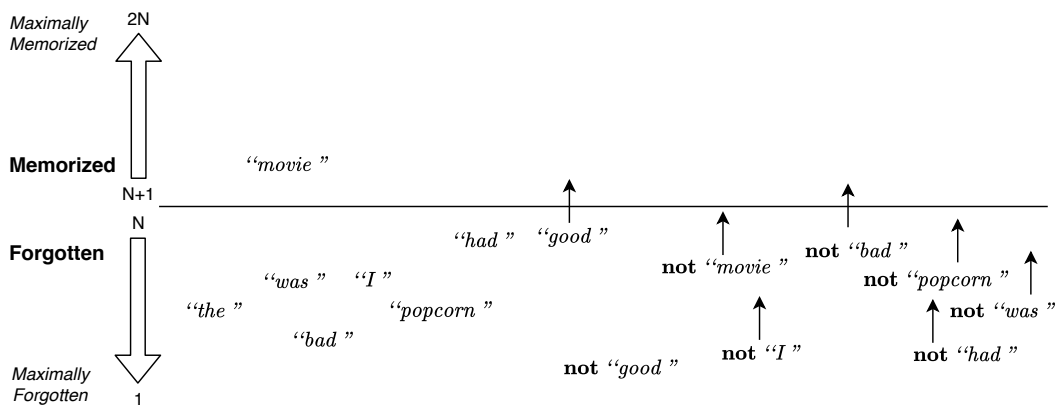


Figure 6: The **invalidate(x)** operator applied to input “*The movie was bad, and I had popcorn.*”

As exemplified in Figure 4, “good” in the input increases the integer of “good”. Further, “bad” is missing in the input, which increases the integer of **not** “bad”. Simultaneously, the truth values that conflict with the input have their integers decreased. However, this decrease is randomized, happening with probability $\frac{1}{s}$. For instance, **not** “good” is conflicting with the input. Hence, its integer is decreased randomly with probability $\frac{1}{s}$. The intuition is that memorization must be stronger than forgetting so that patterns can be retained over time. The parameter s is set by the user so that the user can control how quickly truth values are forgotten. In effect, increasing s makes the patterns finer, while decreasing s makes them coarser.

2. **forget(s)** performs pure forgetting, as described above. Figure 5 provides an example. As seen, all the truth values have their integer randomly decreased, with probability $\frac{1}{s}$. Performing this operator several times eventually makes all the truth values maximally forgotten.
3. **invalidate(x)** changes the clause so that it eventually rejects the input \mathbf{x} . This operator increases the integer of all False truth values, illustrated in Figure 6 for input “*The movie was bad, and I had popcorn.*” The word “bad”, for instance, appears in the input. Hence, **not** “bad” gets its integer increased.

Learning Single Clauses. Four different prediction outcomes guide the learning of each TM clause:

- **True Positive.** The clause correctly votes for its assigned output. For instance, we have a True Positive outcome when Clause #1 for TM *Positive* matches a review of positive sentiment. In this case, the clause performs **memorize(x, s)**. This feedback makes the clause remember and refine the pattern it recognizes in \mathbf{x} .
- **False Negative.** The clause fails to vote for its assigned output. If Clause #1 for TM *Positive* does not match a review of positive sentiment, that would be a False Negative outcome. In this case, the clause performs **forget(s)**. This reinforcement coarsens infrequent patterns, making them frequent.
- **False Positive.** The clause incorrectly votes for its assigned output. If Clause #1 for TM *Positive* matches a review of negative sentiment, we have a False Positive. The clause then performs **invalidate(x)**. This feedback makes the clause more discriminative.
- **True Negative.** The clause correctly refrains from voting for its assigned output. That would be the case if Clause #1 for TM *Positive* does not match a review of negative sentiment. This outcome does not trigger any memory updates.

Learning Multiple Clauses. The clauses must learn to coordinate, taking different roles in providing correct output. The TM achieves this by introducing a voting margin that we call t . We use this parameter to specify how many votes we want the winning output to win by. That is, we want the winning output to win by t votes, but not more. The voting margin makes sure that a sufficient number of clauses support each output. Simultaneously, we do not want the winning output to win by much more than the margin either. That would mean that we use more clauses than necessary. So, the voting margin also ensures prudent usage of the available clauses. Learning of multiple clauses is coordinated as follows:

1. Obtain next training example. The training example consists of the input truth values \mathbf{x} as well the correct output truth value y .
2. Evaluate each clause on input \mathbf{x} .
3. Calculate a voting sum for the clauses that evaluate to True (clauses matching \mathbf{x}):
 - (a) Add up the votes in favour of y , i.e., the correct truth value for the output.
 - (b) Subtract the votes in favour of **not** y , i.e., the incorrect truth value for the output.
 - (c) We call the summation outcome v .
 - (d) Set v to t if larger than t and to $-t$ if smaller than $-t$.
4. Go through each clause and update it if $Rand() \leq \frac{t-v}{2t}$, where $Rand()$ draws a random value uniformly from the interval $[0, 1]$:
 - (a) Perform **memorize**(\mathbf{x}, s) if the clause matches \mathbf{x} and belongs to output truth value y . (True Positive)
 - (b) Perform **forget**(s) if the clause *does not* match \mathbf{x} and belongs to output truth value y . (False Negative)
 - (c) Perform **invalidate**(\mathbf{x}) if the clause matches \mathbf{x} and belongs to output truth value **not** y . (False Positive)

Observe that if we are far from achieving the voting margin for a particular example, we update clauses more aggressively. E.g., if the voting sum is $-t$ or smaller, we update all the clauses. If the voting sum is zero, we randomly update each clause with probability 0.5. If we are close to t , we calm down the updating. When reaching or surpassing t , we update none of the clauses. In this way, clauses individually and gradually assign themselves to training examples that have not yet reached the voting margin. As a result, inference accuracy increases over time as the clauses specialize on different subsets of the training examples.

3 Coalesced Tsetlin Machine

We here introduce the CoTM, formulated in terms of propositional- and linear algebra. While we cover all the key structures and formulas here, the full details are found in Appendix A.

3.1 Structure

A CoTM can be defined as a quadruple:

$$\{\mathcal{X}, \mathcal{Y}, \mathcal{C}, \mathcal{W}\}. \quad (1)$$

We start with introducing each element of the quadruple, with reference to Figure 7.

- The **input space** of the CoTM is denoted \mathcal{X} . The input space consists of vectors \mathbf{x} of o propositional inputs: $\mathbf{x} = [x_1, \dots, x_o] \in \mathcal{X}, \mathcal{X} = \{0, 1\}^o$. In the figure, we have two propositional inputs $\mathbf{x} = [x_1, x_2] \in \mathcal{X}, \mathcal{X} = \{0, 1\}^2$.

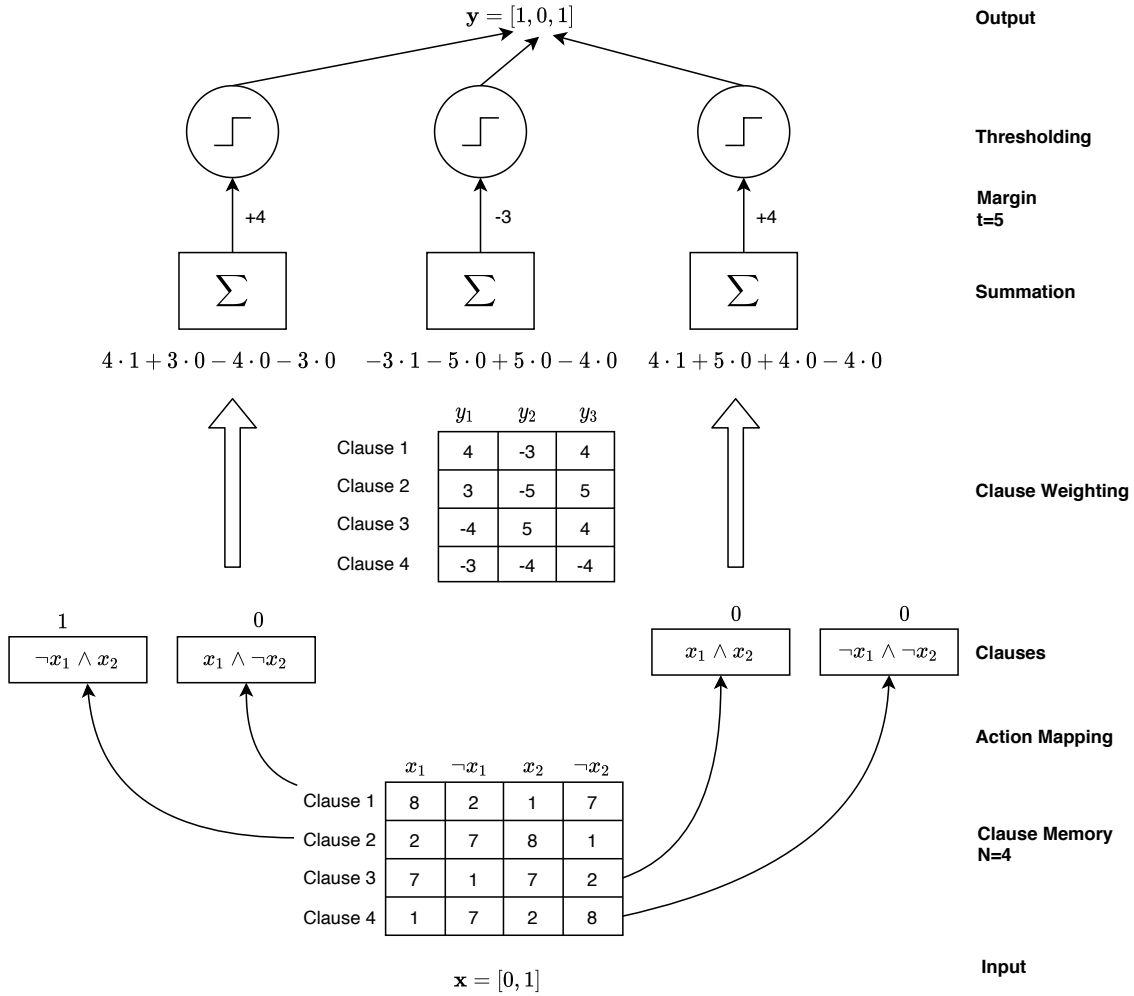


Figure 7: The Coalesced Tsetlin Machine structure with inference example.

- The **output space** is denoted \mathcal{Y} . The output space contains vectors \mathbf{y} of m propositional outputs: $\mathbf{y} = [y^1, y^2, \dots, y^m] \in \mathcal{Y}, \mathcal{Y} = \{0, 1\}^m$. In the figure, we have three outputs $\mathbf{y} = [y_1, y_2, y_3] \in \mathcal{Y}, \mathcal{Y} = \{0, 1\}^3$.
- The **memory space** $\mathcal{C} = \{1, 2, \dots, 2N\}^{n \times 2o}$ is the space of memory matrices C . A memory matrix C formalizes the sticky memory from Section 2. Each of the n rows represents the pattern memory of a single clause. The columns, in turn, represent the o inputs in \mathbf{x} and their negations. Together, the inputs and their negations are referred to as literals. In the figure, we have four literals: $x_1, \neg x_1, x_2$, and $\neg x_2$. With four clauses, four literals, and memory depth $N = 4$, we get the memory space $\mathcal{C} = \{1, 2, \dots, 8\}^{4 \times 4}$.
- The **weight space** $\mathcal{W} = \{\dots, -2, -1, 1, 2, \dots\}^{m \times n}$ consists of weight matrices W . A weight matrix W relates each clause in C to an output in \mathbf{y} . Consider the output and clause of a specific entry in the weight matrix. A positive weight assigns the clause to output value 1. A negative weight assigns it to output value 0. The magnitude of the weight decides the impact of the assignment. With the three outputs and four clauses in the figure, we get the weight space $\mathcal{W} \in \mathcal{W} = \{\dots, -2, -1, 1, 2, \dots\}^{3 \times 4}$. As seen, Clause #1 is assigned output values $y_1 = 1, y_2 = 0$, and $y_3 = 1$.

Observe how the pattern matrix C combined with the weight matrix W configure a complete CoTM.

3.2 Output Prediction

Based on the above quadruple, we can predict the output \mathbf{y} from input \mathbf{x} using propositional- and linear algebra as shown in Eqn. 2:

$$\hat{\mathbf{y}} = U(W \cdot \text{And}(\text{Imply}(G(C), \mathbf{x})))^T. \quad (2)$$

Above, $\hat{\mathbf{y}}$ is the multi-output prediction. As specified, it is calculated from the input \mathbf{x} using the following operators:

- $G(\cdot)$ maps the memory matrix C element-wise to *Exclude* and *Include* actions, respectively 0 and 1. Each entry is mapped using the function:

$$g(c) = \begin{cases} 0, & \text{if } 1 \leq c \leq N \\ 1, & \text{if } N + 1 \leq c \leq 2N. \end{cases} \quad (3)$$

- *Imply* is an element-wise logical *imply* operator (\Rightarrow), which implements the *Exclude* and *Include* actions. It takes a matrix of Exclude/Include actions $[a_{j,k}]$ as input, with j referring to a clause and k referring to a literal. If $a_{j,k}$ is 0 (Exclude), then $a_{j,k} \Rightarrow x_k$ is always 1. Accordingly, the x_k value does not impact the result. Conversely, the value of $a_{j,k} \Rightarrow x_k$ is decided solely by the x_k value if $a_{j,k}$ is 1 (Include).
- *And* is a row-wise AND operator. The operator takes a matrix of truth values as input. For each row, it ANDs together all the truth values of that row.
- U is an element-wise unit step thresholding operator. U takes a vector as input and applies the unit step function $v \geq 0$ on each vector entry.

These operators are fully specified in Appendix A, while Figure 7 provides a prediction example.

In the figure, we trace the input $\mathbf{x} = [0, 1]$ through each operator. The clause memory in the figure is of depth $N = 4$. So, for example, Clause #1 includes x_1 and $\neg x_2$ because their respective memory matrix entries are 8 and 7 (larger than or equal to 5). It excludes $\neg x_1$ and x_2 , having memory entries 2 and 1 (equal to or smaller than 4). Notice how the memory and weight matrices implement XOR for y_1 , AND for y_2 , and OR for y_3 . Hence, input $\mathbf{x} = [0, 1]$ provides output $\mathbf{y} = [1, 0, 1]$.

3.3 Updating of Memory Matrix

The memory matrix is updated based on a training example (\mathbf{x}, \mathbf{y}) using three kinds of feedback matrices: F_i^{Ia} , F_i^{Ib} , and F_i^{II} . Further, which clauses are eligible for feedback are compiled in the matrices R^I and R^{II} . The clauses are randomly selected according to the voting margin of each output values y_i in \mathbf{y} as described in Section 2. In brief, the memory matrix C_{T+1} for time step $T + 1$ is calculated from the memory matrix C_T of time step T :

$$C_{T+1}^* = C_T + \sum_{i=1}^m \left(Q_i^{II} \circ F_i^{II} + Q_i^I \circ F_i^{Ia} - Q_i^I \circ F_i^{Ib} \right). \quad (4)$$

As seen, each output y_i of output vector \mathbf{y} is considered one at a time. Both F_i^{Ia} and F_i^{II} increments memory entries, while F_i^{Ib} decrements them. The matrix Q_i^I maps the i -rows of matrix R^I from the clause level to the literal level. Similarly, Q_i^{II} maps the i -rows of matrix R^{II} . These single out which clauses to update using the Hadamard product \circ . The final step is to clip the entries in C to make sure that they stay within 1 and $2N$:

$$C_{T+1} = \text{clip} \left(C_{T+1}^*, 1, 2N \right). \quad (5)$$

The feedback matrixes can be summarized as follows:

- **Type Ia Feedback.** This feedback matrix is denoted F_i^{Ia} and concerns output y_i of output vector \mathbf{y} . It operates on clauses that both match the input \mathbf{x} and that are assigned to output value y_i (by a negative clause-output weight for $y_i = 0$ and a positive clause-output weight for $y_i = 1$). F_i^{Ia} only affects literals that are True and tunes the clauses to represent the current input \mathbf{x} more finely, reinforcing *Include* actions.
- **Type Ib Feedback.** This feedback matrix is denoted F_i^{Ib} and again concerns output y_i . It operates on all the clauses that are assigned to output value y_i by the clause-output weights. For those clauses that *does not* match the input \mathbf{x} , it operates on all of the literals. For clauses that match the input, it only affects False literals. In effect, the matrix coarsens the clauses by making them forget literals, reinforcing *Exclude* actions.
- **Type II Feedback.** This feedback matrix is denoted F_i^{II} and concerns output y_i . It operates on clauses that both match the input \mathbf{x} and that are assigned to the negated output value, **not** y_i . Only literals that are False are affected. This matrix increases the discrimination power of the matching clauses by introducing literals that invalidate the matching.

Together, F_i^{Ia} and F_i^{Ib} implement **forget** and **memorize** from Section 2. F_i^{II} implements **invalidate**. See Appendix A for a formal definition of the feedback matrices.

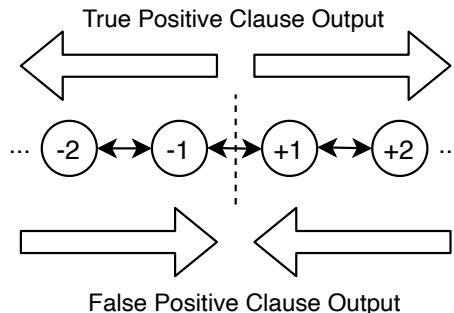


Figure 8: Type Ia Feedback changes the weights in one-step increments away from 0. Type II Feedback changes the weights in one-step decrements towards 0.

3.4 Updating of Weight Matrix

As shown in Figure 8, the updating of weights is quite straightforward. Weights are only updated in the case of Type Ia or Type II feedback. Type Ia Feedback changes the weights in one-step increments away from 0. Type II Feedback changes the weights in one-step decrements towards 0. Type Ib Feedback leaves the weights unchanged. The following equation captures the updating of the weight matrix from time step T to $T + 1$:

$$W_{T+1} = W_T + (R^I + R^{II}) \circ \left(\begin{bmatrix} c_1 y_1 & c_2 y_1 & \cdots & c_n y_1 \\ c_1 y_2 & c_2 y_2 & \cdots & c_n y_2 \\ \vdots & \vdots & \ddots & \vdots \\ c_1 y_m & c_2 y_m & \cdots & c_n y_m \end{bmatrix} - \begin{bmatrix} c_1 \bar{y}_1 & c_2 \bar{y}_1 & \cdots & c_n \bar{y}_1 \\ c_1 \bar{y}_2 & c_2 \bar{y}_2 & \cdots & c_n \bar{y}_2 \\ \vdots & \vdots & \ddots & \vdots \\ c_1 \bar{y}_m & c_2 \bar{y}_m & \cdots & c_n \bar{y}_m \end{bmatrix} \right). \quad (6)$$

The matrices R^I and R^{II} are non-overlapping, singling out which clause rows j are eligible for Type I and Type II Feedback. For this purpose, we again use the Hadamard product \circ . Let $c_j, j \in \{1, \dots, n\}$ refer to the output of the clause in row j in C . Together with the output value y_i the clause output value controls the direction of the weight update.

4 Empirical Results

In this section, we evaluate the CoTM on six different datasets.

2D Noisy XOR. The 2D Noisy XOR dataset contains 4×4 binary images, 2500 training examples and 10 000 test examples. The image bits have been set randomly, except for the 2×2 patch in the upper right corner, which reveals the class of the image. A diagonal line is associated with class 1, while a horizontal or vertical line is associated with class 0. Thus the dataset models a 2D version of the XOR-relation. Furthermore, the dataset contains a large number of random non-informative features to measure susceptibility towards the curse of dimensionality. To examine robustness towards noise we have further randomly inverted 40% of the outputs in the training data.

IMDB. The IMDB dataset contains 50 000 highly polar movie reviews for binary sentiment classification [31].

CIFAR10. The CIFAR-10 dataset consists of 60 000 32×32 colour images. There are 10 classes with 6 000 images per class [24].

MNIST. The MNIST dataset has been used extensively to benchmark machine learning algorithms, consisting of 28×28 grey scale images of handwritten digits [26].

Kuzushiji-MNIST. This dataset contains 28×28 grayscale images of Kuzushiji characters, cursive Japanese. Kuzushiji-MNIST is more challenging than MNIST because there are multiple distinct ways to write some of the characters [14].

Fashion-MNIST. This dataset contains 28×28 grayscale images of articles from the Zalando catalogue, such as t-shirts, sandals, and pullovers [43]. This dataset is quite challenging, with a human accuracy of 83.50%.

The latter three datasets contain 60 000 training examples and 10 000 test examples. We binarize these datasets using an adaptive Gaussian thresholding procedure with window size 11 and threshold value 2. Accordingly, the CoTM operates on images with 1 bit per pixel. All experiments are repeated 10 times and we report average results for the last 25 epochs, unless otherwise noted. We ran the CoTM on a NVIDIA Tesla V100 GPU, calculating the clause outputs and updates in parallel.

#Clauses per class	50	100	250	500	1K	2K	4K	8K
Voting Margin	625	1250	3125	6.25K	12.5K	25K	5K	10K
Specificity	10.0	10.0	10.0	10.0	10.0	10.0	5.0	5.0
Weighted, Ac. (%)	97.86	98.43	98.82	98.98	99.14	99.22	99.28	99.33
Coalesced, Ac. (%)	98.33	98.80	99.03	99.14	99.18	99.21	99.26	99.29
Training Time (s)	21.6	21.0	21.1	21.3	20.9	24.1	42.6	86.7
Testing Time (s)	1.7	1.6	1.6	1.6	1.5	1.6	4.0	6.5
Model Size (kB)	22	44	110	220	439	879	1758	3516

Table 2: Weighted Convolutional TM and Convolutional CoTM MNIST mean test accuracy and execution time per epoch, for an increasing number of clauses.

MNIST Results. We consider scalability first, investigating how the number of clauses affects performance. Table 2 reports performance on unaugmented MNIST, for various number of clauses per class. We see that CoTM outperforms TM accuracy-wise for 50 to 1000 clauses. Indeed, CoTM operates at a similar level as TM with half the number of clauses, indicating an ability to repurpose clauses towards multiple classes. For 2000 to 8000 clauses, CoTM performs competitively. As further seen in the table, going from 50 clauses to 8000 clauses (a $\times 160$ increase) increases testing time 3.8 times. Similarly, training time increases 4 times. Finally, model size increases proportionally with the number of clauses. Employing 50 clauses per class gives a model of size 22 kB, providing a test accuracy of 98.26. As the number of clauses increases, so does test accuracy, with 8000 clauses per class giving a test accuracy of 99.29.

Fashion-MNIST and Kuzushiji-MNIST Results. We observe similar behaviour for Fashion-MNIST in Table 3 and Kuzushiji-MNIST in Table 4. However, the accuracy difference

between the weighted TM and CoTM is even larger for these datasets.

#Clauses per class	50	100	250	500	1K	2K	4K	8K
Voting Margin	625	1250	3125	6.25K	12.5K	2.5K	5K	10K
Specificity	15.0	15.0	15.0	15.0	15.0	15.0	15.0	15.0
Weighted, Ac. (%)	82.33	83.73	88.25	88.79	89.42	89.89	90.65	91.18
Coalesced, Ac. (%)	86.79	87.4	88.0	89.20	89.83	90.00	90.71	91.18
Training Time (s)	25.1	24.1	24.3	23.3	23.7	25.3	45.6	81.9
Testing Time (s)	1.6	1.6	1.6	1.5	1.7	1.6	4.1	6.4
Model Size (kB)	22	44	110	220	439	879	1758	3516

Table 3: Weighted Convolutional TM and Convolutional CoTM Fashion-MNIST mean test accuracy and execution time per epoch, for an increasing number of clauses.

#Clauses per class	50	100	250	500	1K	2K	4K	8K
Voting Margin	625	1250	3125	6.25K	1.25K	2.5K	5K	10K
Specificity	10.0	10.0	10.0	10.0	10.0	10.0	10.0	10.0
Weighted, Ac. (%)	71.99	89.19	92.75	93.86	94.89	95.40	95.85	96.08
Coalesced, Ac. (%)	89.66	91.92	93.71	94.65	95.05	95.77	96.17	96.33
Training Time (s)	24.2	23.4	23.4	23.7	23.7	25.6	47.3	85.1
Testing Time (s)	1.7	1.6	1.6	1.6	1.6	1.6	4.1	6.4
Model Size (kB)	22	44	110	220	439	879	1758	3516

Table 4: Weighted Convolutional TM and Convolutional CoTM Kuzushiji-MNIST mean test accuracy and execution time per epoch, for an increasing number of clauses.

Learning Speed. Figure 9 plots MNIST test accuracy per epoch for CoTM and weighted TM. As seen, CoTM accuracy climbs much faster, surpassing 99.3 in epoch 19. The weighted TM achieves this after 57 epochs, three times slower.

Baselines. Table 5 contains a comparison between the CoTM with 64 000 clauses and other baselines. Here, CoTM clearly outperforms traditional machine learning techniques, like SVM, Random Forest, and Gradient Boosting. Also, it performs competitively with widely used deep learning architectures.

Class Imbalance Robustness. We here investigate whether the clause sharing of the CoTM provides any robustness towards imbalanced training data. Table 6 contains robustness results for the IMDb dataset. We evaluate robustness by removing a progressively larger fraction of the *positive sentiment* training examples. The TM test accuracy drops significantly with increasing class imbalance. However, CoTM test accuracy is almost unaffected, indicating high robustness.

The final robustness evaluation is done with highly imbalanced CIFAR10 training data. We make the data imbalanced by ordering the classes. We then use 0.5^r of the training data for the class of rank r in the ordering. Table 7 contains the class-wise F1-scores for TM and CoTM. We report the mean F1 score over epochs 90 – 100, averaged over 10 independent trials. As seen, the F1 scores of TM are more severely affected by class imbalance than for CoTM.

5 Conclusions and Further Work

In this paper, we proposed a new TM architecture where clauses are shared among multiple outputs. We achieved this by merging multiple TMs into a single one, and then relating each clause to each output by weighting. A positive weight makes the clause vote for output 1,

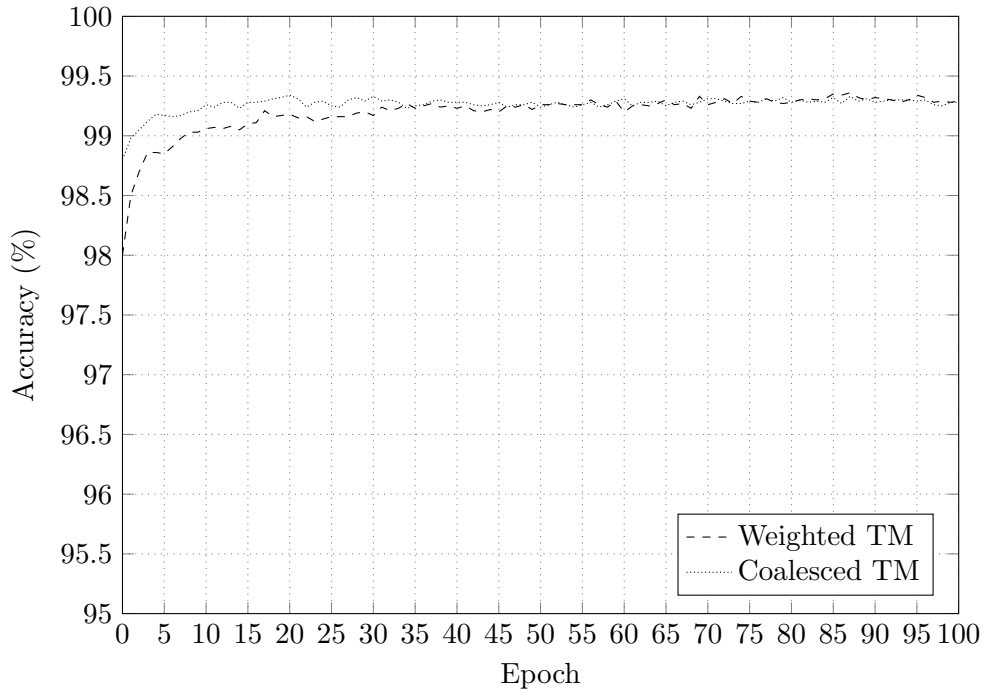


Figure 9: Single-run test accuracy per epoch for CoTM and TM on MNIST.

while a negative weight makes it vote for output 0. By means of a weight matrix, the clauses coalesce to produce multiple outputs.

Our empirical evaluations support the following main conclusions:

- CoTM seems to make significantly better use of few clauses, both for MNIST, Fashion-MNIST, and Kuzushiji-MNIST. The difference is the largest for configurations with 50 clauses per class, leading to high accuracy with frugal memory footprint and faster learning and inference.
- Peak accuracy is reached faster, for instance 3 times faster on MNIST with 8 000 clauses per class.
- CoTM is highly robust towards imbalanced training data, indicating an ability to repurpose clauses from one class to another. We believe the repurposing helps classify more data sparse classes.

In our further work, we intend to use the CoTM to build self-supervised rule-based language models. Language models are usually based on predicting individual words or tokens from large vocabularies, requiring a large number of outputs. Further, words may have similar meanings, and we will investigate whether clause reuse can capture semantic relationships among words. We also see opportunities for using the CoTM as an auto-encoder, supporting applications such as turning low-resolution images into high-resolution ones.

References

[1] K. D. Abeyrathna, B. Bhattarai, M. Goodwin, S. Gorji, O.-C. Granmo, L. Jiao, R. Saha, and R. K. Yadav. Massively Parallel and Asynchronous Tsetlin Machine Architecture Supporting Almost Constant-Time Scaling. In *The Thirty-eighth International Conference on Machine Learning (ICML 2021)*. ICML, 2021.

[2] K. D. Abeyrathna, O.-C. Granmo, and M. Goodwin. Extending the Tsetlin Machine With Integer-Weighted Clauses for Increased Interpretability. *IEEE Access*, 9:8233 – 8248, 2021.

Model	2D N-XOR	MNIST	K-MNIST	F-MNIST
4-Nearest Neighbour [14, 43]	61.62	97.14	91.56	85.40
SVM [14]	94.63	98.57	92.82	89.7
Random Forest [28]	70.73	97.3	-	81.6
Gradient Boosting Classifier [43]	87.15	96.9	-	88.0
Simple CNN [14, 28]	91.05	99.06	95.12	90.7
BinaryConnect [15]	-	98.99	-	-
FPGA-accelerated BNN [25]	-	98.70	-	-
Logistic Circuit (binary) [28]	-	97.4	-	87.6
Logistic Circuit (real-valued) [28]	-	99.4	-	91.3
PreActResNet-18 [14]	-	99.56	97.82	92.0
ResNet18 + VGG Ensemble [14]	-	99.60	98.90	-
TM [20]	99.12	98.57	92.03	90.09
CoTM (Mean)	99.99 ± 0.0	99.31 ± 0.0	96.65 ± 0.01	91.83 ± 0.01
CoTM (95 %ile)	100.0	99.34	96.70	91.93
CoTM (Peak)	100.0	99.36	96.71	92.0

Table 5: Comparison with other machine learning techniques – test accuracy in percent.

Fraction Removed	0.0	0.1	0.2	0.3	0.4	0.5	0.6	0.7	0.8	0.9
Δ TM	0.0	1.0	4.3	7.9	10.3	17.2	24.8	27.3	29.5	30.5
Δ CoTM	0.0	0.5	0.2	0.0	0.2	0.4	0.4	0.8	1.4	2.8

Table 6: Reduction in IMDb test accuracy after removing a fraction of the training examples with positive sentiment.

- [3] K. D. Abeyrathna, O.-C. Granmo, R. Shafik, A. Yakovlev, A. Wheeldon, J. Lei, and M. Goodwin. A Novel Multi-Step Finite-State Automaton for Arbitrarily Deterministic Tsetlin Machine Learning. In *Proceedings of the 40th International Conference on Innovative Techniques and Applications of Artificial Intelligence (SGAI), Cambridge, UK*. Springer International Publishing, 2020.
- [4] K. D. Abeyrathna, O.-C. Granmo, X. Zhang, L. Jiao, and M. Goodwin. The Regression Tsetlin Machine - A Novel Approach to Interpretable Non-Linear Regression. *Philosophical Transactions of the Royal Society A*, 378, 2020.
- [5] R. Agarwal, N. Frosst, X. Zhang, R. Caruana, and G. E. Hinton. Neural additive models: Interpretable machine learning with neural nets. *arXiv preprint arXiv:2004.13912*, 2020.
- [6] G. T. Berge, O.-C. Granmo, T. O. Tveit, M. Goodwin, L. Jiao, and B. V. Matheussen. Using the Tsetlin Machine to Learn Human-Interpretable Rules for High-Accuracy Text Categorization with Medical Applications. *IEEE Access*, 7:115134–115146, 2019.
- [7] B. Bhattarai, O.-C. Granmo, and L. Jiao. Explainable Tsetlin Machine framework for fake news detection with credibility score assessment. *arXiv preprint arXiv:2105.09114*, 2021.
- [8] B. Bhattarai, O.-C. Granmo, and L. Jiao. Word-level Human Interpretable Scoring Mechanism for Novel Text Detection Using Tsetlin Machines. *arXiv preprint arXiv:2105.04708*, 2021.
- [9] B. Bhattarai, L. Jiao, and O.-C. Granmo. Measuring the Novelty of Natural Language Text Using the Conjunctive Clauses of a Tsetlin Machine Text Classifier. In *13th International Conference on Agents and Artificial Intelligence (ICAART), Vienna, Austria*. INSTICC, 2021.

Class	airplane	automobile	bird	cat	deer	dog	frog	horse	ship	truck
#examples	5000	2500	1250	625	315	157	80	40	20	10
CoTM : F1	0.47	0.50	0.36	0.36	0.26	0.15	0.02	0.04	0.00	0.00
TM : F1	0.39	0.42	0.25	0.20	0.10	0.00	0.00	0.00	0.00	0.00

Table 7: The class-wise F1 scores for a highly imbalanced version of the CIFAR10 dataset.

- [10] C. D. Blakely and O.-C. Granmo. Closed-Form Expressions for Global and Local Interpretation of Tsetlin Machines. In *34th International Conference on Industrial, Engineering and Other Applications of Applied Intelligent Systems (IEA/AIE 2021)*. Springer, 2021.
- [11] L. Breiman. "random forests". *Machine Learning*, 45(1):5–32, 2001.
- [12] L. Breiman, J. H. Friedman, R. A. Olshen, and C. J. Stone. *"Classification and Regression Trees"*. Wadsworth and Brooks, Monterey, CA, 1984.
- [13] T. Chen and C. Guestrin. "xgboost: A scalable tree boosting system". In *"Proceedings of the 22nd ACM SIGKDD International Conference on Knowledge Discovery and Data Mining"*, pages 785–794, 2016.
- [14] T. Clanuwat, M. Bober-Irizar, A. Kitamoto, A. Lamb, K. Yamamoto, and D. Ha. Deep Learning for Classical Japanese Literature. *arXiv:1812.01718*, Dec 2018.
- [15] M. Courbariaux, Y. Bengio, and J.-P. David. Binaryconnect: Training deep neural networks with binary weights during propagations. In *Advances in neural information processing systems*, pages 3123–3131, 2015.
- [16] H. Drucker, C. J. C. Burges, L. Kaufman, A. Smola, and V. Vapnik. "support vector regression machines". In M. C. Mozer, M. Jordan, and T. Petsche, editors, *Advances in Neural Information Processing Systems*, volume 9. MIT Press, 1997.
- [17] S. Gorji, O. C. Granmo, S. Glimsdal, J. Edwards, and M. Goodwin. Increasing the Inference and Learning Speed of Tsetlin Machines with Clause Indexing. In *International Conference on Industrial, Engineering and Other Applications of Applied Intelligent Systems (IEA/AIE), kitakyushu, Japan*. Springer, 2020.
- [18] S. R. Gorji, O.-C. Granmo, A. Phoulady, and M. Goodwin. A Tsetlin Machine with Multigranular Clauses. In *Proceedings of the Thirty-ninth International Conference on Innovative Techniques and Applications of Artificial Intelligence (SGAI), Cambridge, UK*, volume 11927. Springer International Publishing, 2019.
- [19] O.-C. Granmo. The Tsetlin Machine - A Game Theoretic Bandit Driven Approach to Optimal Pattern Recognition with Propositional Logic. *arXiv:1804.01508*, Apr 2018.
- [20] O.-C. Granmo, S. Glimsdal, L. Jiao, M. Goodwin, C. W. Omlin, and G. T. Berge. The Convolutional Tsetlin Machine. *arXiv preprint arXiv:1905.09688*, 2019.
- [21] K. He, X. Zhang, S. Ren, and J. Sun. Deep residual learning for image recognition. In *Proceedings of the IEEE conference on computer vision and pattern recognition*, pages 770–778, 2016.
- [22] L. Jiao, X. Zhang, O.-C. Granmo, and K. D. Abeyrathna. On the Convergence of Tsetlin Machines for the XOR Operator. *arXiv preprint arXiv:2101.02547*, 2021.
- [23] M. Karnaugh. The map method for synthesis of combinational logic circuits. *Transactions of the American Institute of Electrical Engineers, Part I: Communication and Electronics*, 72(5):593–599, 1953.

- [24] A. Krizhevsky. Learning multiple layers of features from tiny images. Technical report, 2009.
- [25] C. Lammie, W. Xiang, and M. Rahimi Azghadi. Accelerating Deterministic and Stochastic Binarized Neural Networks on FPGAs Using OpenCL. *arXiv:1905.06105*, May 2019.
- [26] Y. LeCun, L. Bottou, Y. Bengio, P. Haffner, et al. Gradient-based learning applied to document recognition. *Proceedings of the IEEE*, 86(11):2278–2324, 1998.
- [27] J. Lei, T. Rahman, R. Shafik, A. Wheeldon, A. Yakovlev, O.-C. Granmo, F. Kawsar, and A. Mathur. Low-Power Audio Keyword Spotting Using Tsetlin Machines. *Journal of Low Power Electronics and Applications*, 11, 2021.
- [28] Y. Liang and G. Van den Broeck. Learning logistic circuits. In *Proceedings of the 33rd Conference on Artificial Intelligence (AAAI)*, jan 2019.
- [29] B. Lucena. "structureboost: Efficient gradient boosting for structured categorical variables". *arXiv preprint arXiv:2007.04446*, 2020.
- [30] S. M. Lundberg and S.-I. Lee. A unified approach to interpreting model predictions. In I. Guyon, U. V. Luxburg, S. Bengio, H. Wallach, R. Fergus, S. Vishwanathan, and R. Garnett, editors, *Advances in Neural Information Processing Systems*, volume 30. Curran Associates, Inc., 2017.
- [31] A. L. Maas, R. E. Daly, P. T. Pham, D. Huang, A. Y. Ng, and C. Potts. Learning word vectors for sentiment analysis. In *Proceedings of the 49th Annual Meeting of the Association for Computational Linguistics: Human Language Technologies*, pages 142–150, Portland, Oregon, USA, June 2011. Association for Computational Linguistics.
- [32] H. Nori, S. Jenkins, P. Koch, and R. Caruana. "interpretml: A unified framework for machine learning interpretability". *arXiv preprint arXiv:1909.09223*, 2019.
- [33] B. J. Oommen. Stochastic searching on the line and its applications to parameter learning in nonlinear optimization. *IEEE Transactions on Systems, Man, and Cybernetics, Part B (Cybernetics)*, 27(4):733–739, 1997.
- [34] A. Phoulady, O.-C. Granmo, S. R. Gorji, and H. A. Phoulady. The Weighted Tsetlin Machine: Compressed Representations with Clause Weighting. In *Proceedings of the Ninth International Workshop on Statistical Relational AI (StarAI), New York, USA*, 2020.
- [35] R. Saha, O.-C. Granmo, and M. Goodwin. Mining Interpretable Rules for Sentiment and Semantic Relation Analysis using Tsetlin Machines. In *Proceedings of the 40th International Conference on Innovative Techniques and Applications of Artificial Intelligence (SGAI), Cambridge, UK*. Springer International Publishing, 2020.
- [36] R. Shafik, A. Wheeldon, and A. Yakovlev. Explainability and Dependability Analysis of Learning Automata based AI Hardware. In *IEEE 26th International Symposium on On-Line Testing and Robust System Design (IOLTS), Naples, Italy*. IEEE, 2020.
- [37] J. Sharma, R. Yadav, O.-C. Granmo, and L. Jiao. Human Interpretable AI: Enhancing Tsetlin Machine Stochasticity with Drop Clause. *arXiv preprint arXiv:2105.14506*, 2021.
- [38] M. L. Tsetlin. On behaviour of finite automata in random medium. *Avtomat. i Telemekh*, 22(10):1345–1354, 1961.
- [39] L. G. Valiant. A Theory of the Learnable. *Communications of the ACM*, 27(11):1134–1142, 1984.

- [40] A. Wheeldon, R. Shafik, T. Rahman, J. Lei, A. Yakovlev, and O.-C. Granmo. Learning Automata based Energy-efficient AI Hardware Design for IoT. *Philosophical Transactions of the Royal Society A*, 2020.
- [41] A. Wheeldon, R. Shafik, A. Yakovlev, J. Edwards, I. Haddadi, and O.-C. Granmo. Tsetlin Machine: A New Paradigm for Pervasive AI. In *Proceedings of the SCONA Workshop at Design, Automation and Test in Europe (DATE)*, 2020.
- [42] A. Wheeldon, A. Yakovlev, R. Shafik, and J. Morris. Low-Latency Asynchronous Logic Design for Inference at the Edge. In *2021 Design, Automation and Test in Europe Conference (DATE21)*, pages 370–373, 2021.
- [43] H. Xiao, K. Rasul, and R. Vollgraf. Fashion-mnist: a novel image dataset for benchmarking machine learning algorithms. *arXiv:1708.07747*, 2017.
- [44] R. K. Yadav, L. Jiao, O.-C. Granmo, and M. Goodwin. Distributed Word Representation in Tsetlin Machine. *arXiv preprint arXiv:2104.06901*, 2021.
- [45] R. K. Yadav, L. Jiao, O.-C. Granmo, and M. Goodwin. Human-Level Interpretable Learning for Aspect-Based Sentiment Analysis. In *The Thirty-Fifth AAAI Conference on Artificial Intelligence (AAAI-21)*. AAAI, 2021.
- [46] R. K. Yadav, L. Jiao, O.-C. Granmo, and M. Goodwin. Interpretability in Word Sense Disambiguation using Tsetlin Machine. In *13th International Conference on Agents and Artificial Intelligence (ICAART), Vienna, Austria*. INSTICC, 2021.
- [47] X. Zhang, L. Jiao, O.-C. Granmo, and M. Goodwin. On the Convergence of Tsetlin Machines for the IDENTITY- and NOT Operators. *IEEE Transactions on Pattern Analysis and Machine Intelligence*, 2021.

A Appendix

A.1 Structure and Prediction

A CoTM can be defined as a quadruple:

$$\{\mathcal{X}, \mathcal{Y}, \mathcal{C}, \mathcal{W}\}. \tag{7}$$

We start with defining each element of the quadruple.

A.1.1 Input Space

The input space of the CoTM is denoted \mathcal{X} . The input space consists of vectors \mathbf{x} of o propositional inputs: $\mathbf{x} = [x_1, \dots, x_o] \in \mathcal{X}$, $\mathcal{X} = \{0, 1\}^o$.

A.1.2 Output Space

The output space is denoted \mathcal{Y} . The output space contains vectors \mathbf{y} of m propositional outputs: $\mathbf{y} = [y^1, y^2, \dots, y^m] \in \mathcal{Y}$, $\mathcal{Y} = \{0, 1\}^m$.

A.1.3 Memory Matrix

We define \mathcal{C} as a space of matrices C formed from $n \times 2o$ integer entries, $C \in \mathcal{C} = \{1, 2, \dots, 2N\}^{n \times 2o}$:

$$C = \begin{bmatrix} x_1 & x_2 & \cdots & x_o & \bar{x}_1 & \bar{x}_2 & \cdots & \bar{x}_o \\ c_{1,1} & c_{1,2} & \cdots & c_{1,o} & c_{1,o+1} & c_{1,o+2} & \cdots & c_{1,2o} \\ c_{2,1} & c_{2,2} & \cdots & c_{2,o} & c_{2,o+1} & c_{2,o+2} & \cdots & c_{2,2o} \\ \vdots & \vdots & \ddots & \vdots & \vdots & \vdots & \ddots & \vdots \\ c_{n,1} & c_{n,2} & \cdots & c_{n,o} & c_{n,o+1} & c_{n,o+2} & \cdots & c_{n,2o} \end{bmatrix} \begin{array}{l} \text{clause 1} \\ \text{clause 2} \\ \\ \text{clause } n \end{array} \quad (8)$$

$$= [c_{j,k}] \in \{1, 2, \dots, 2N\}^{n \times 2o}. \quad (9)$$

This is the pattern memory of the CoTM, with each row specifying a clause. The n matrix rows represent n clauses while the $2o$ columns specifies each pattern. That is, each column refers to an input x_k or its negation \bar{x}_k (we use \bar{x}_k as shorthand notation for $\neg x_k$). The entries in the matrix take values from $\{1, 2, \dots, 2N\}$, specifying the composition of the n clauses as well as the confidence of the composition (how strongly the pattern is memorized).

A.1.4 Pattern Construction

A C matrix provides n patterns as follows. The first step is to map each entry in C to one of two actions $a \in \{0, 1\}$, obtaining the matrix $A \in \{0, 1\}^{n \times 2o}$ below. The function $G(\cdot)$ performs this mapping by selecting action 0 for entries in C with values from 1 to N and by selecting action 1 for entries with values from $N + 1$ to $2N$:

$$g(c) = \begin{cases} 0, & \text{if } 1 \leq c \leq N \\ 1, & \text{if } N + 1 \leq c \leq 2N. \end{cases} \quad (10)$$

$$A = G(C) = \begin{bmatrix} g(c_{1,1}) & g(c_{1,2}) & \cdots & g(c_{1,2o}) \\ g(c_{2,1}) & g(c_{2,2}) & \cdots & g(c_{2,2o}) \\ \vdots & \vdots & \ddots & \vdots \\ g(c_{n,1}) & g(c_{n,2}) & \cdots & g(c_{n,2o}) \end{bmatrix} \quad (11)$$

$$= \begin{bmatrix} a_{1,1} & a_{1,2} & \cdots & a_{1,2o} \\ a_{2,1} & a_{2,2} & \cdots & a_{2,2o} \\ \vdots & \vdots & \ddots & \vdots \\ a_{n,1} & a_{n,2} & \cdots & a_{n,2o} \end{bmatrix} = [a_{j,k}] \in \{0, 1\}^{n \times 2o}. \quad (12)$$

Values close to N and $N + 1$ signify low-confidence actions while values close to 1 and $2N$ signify high-confidence actions (deeply memorized).

After the actions $A = G(C)$ have been decided, the next step is to formulate the patterns. Each pattern is formed by ANDing selected entries x_k in the input vector \mathbf{x} , or their negations \bar{x}_k .³ The pattern

$$x_1 \wedge x_2 \wedge \bar{x}_3, \quad (13)$$

for instance, ANDs the values x_1 , x_2 , and \bar{x}_3 . It evaluates to 1 if and only if $x_1 = 1$, $x_2 = 1$, and $x_3 = 0$.

The actions from $G(C)$ decide which inputs to AND, and whether to negate them. For $1 \leq k \leq o$, if action $a_{j,k}$ is 1 then input x_k takes part in the AND of pattern j . For $o+1 \leq k \leq 2o$, \bar{x}_{k-o} takes part in the AND instead. If $a_{j,k}$ is 0, on the other hand, the corresponding input does not play a role in the evaluation of the j th clause and can be ignored.

The imply (\Rightarrow) operator captures the above dynamics. That is, if $a_{j,k}$ is 0, then $a_{j,k} \Rightarrow x_k$ is always 1. Accordingly, the x_k value does not impact the result. Conversely, the value of

³Such an expression is referred to as a *conjunctive clause* in propositional logic, with x_k and \bar{x}_k being called *literals*.

$a_{j,k} \Rightarrow x_k$ is decided solely by the x_k value if a_{jk} is 1. We thus define an *ImPLY* operator to calculate the effect of each input on each clause:

$$\text{ImPLY}[A, \mathbf{x}] = \begin{bmatrix} a_{1,1} \Rightarrow x_1 & \cdots & a_{1,o} \Rightarrow x_o & a_{1,o+1} \Rightarrow \bar{x}_1 & \cdots & a_{1,2o} \Rightarrow \bar{x}_o \\ a_{2,1} \Rightarrow x_1 & \cdots & a_{2,o} \Rightarrow x_o & a_{2,o+1} \Rightarrow \bar{x}_1 & \cdots & a_{2,2o} \Rightarrow \bar{x}_o \\ \vdots & \ddots & \vdots & \vdots & \ddots & \vdots \\ a_{n,1} \Rightarrow x_1 & \cdots & a_{n,o} \Rightarrow x_o & a_{n,o+1} \Rightarrow \bar{x}_1 & \cdots & a_{n,2o} \Rightarrow \bar{x}_o \end{bmatrix}. \quad (14)$$

Finally, we define the operator *And* for evaluating the clauses:

$$\text{And}[Z] = \begin{bmatrix} \bigwedge_{k=1}^{2o} z_{1,k} \\ \bigwedge_{k=1}^{2o} z_{2,k} \\ \vdots \\ \bigwedge_{k=1}^{2o} z_{n,k} \end{bmatrix}. \quad (15)$$

Accordingly, the value of each clause can be calculated from the input vector \mathbf{x} and the pattern memory C , providing a pattern value column vector \mathbf{c} :

$$\mathbf{c} = \begin{bmatrix} c_1 \\ c_2 \\ \vdots \\ c_n \end{bmatrix} = \text{And}(\text{ImPLY}(G(C), \mathbf{x})). \quad (16)$$

As seen, we employ the n patterns from $G(C)$ when processing the input vector \mathbf{x} .

A.1.5 Output Prediction

For predicting the output vector, the CoTM uses $m \times n$ integer weights. These capture how each of the n clauses relates to each of the m outputs. The weights are organized as a matrix:

$$W = \begin{bmatrix} w_{1,1} & w_{1,2} & \cdots & w_{1,n} \\ w_{2,1} & w_{2,2} & \cdots & w_{2,n} \\ \vdots & \vdots & \ddots & \vdots \\ w_{m,1} & w_{m,2} & \cdots & w_{m,n} \end{bmatrix} = [w_{i,j}] \in \{\dots, -2, -1, 1, 2, \dots\}^{m \times n}. \quad (17)$$

We have one weight per output i per clause j . In the following, we will refer to row i of W as \mathbf{w}_i :

$$\mathbf{w}_i = [w_{i,1} \quad w_{i,2} \quad \cdots \quad w_{i,n}]. \quad (18)$$

The weights decide the effect a clause value $c_j = 1$ from \mathbf{c} has on predicting the output vector. If the weight $w_{i,j}$ is positive and $c_j = 1$, the j th clause casts $w_{i,j}$ votes in favour of output $y_i = 1$. If the weight is negative and $c_j = 1$, clause j casts $-w_{i,j}$ votes in favour of output $y_i = 0$ instead. If $c_j = 0$, on the other hand, no votes are cast from that pattern. The overall calculation can be formulated as a product between the matrix W and the column vector \mathbf{c} , obtaining a column vector \mathbf{v} of votes:

$$\mathbf{v} = W\mathbf{c}. \quad (19)$$

Finally, the output vector prediction is decided by a majority vote using a unit step operator U :

$$U(\mathbf{v}) = \begin{bmatrix} v_1 \geq 0 \\ v_2 \geq 0 \\ \vdots \\ v_m \geq 0 \end{bmatrix} = [u_i] \in \{0, 1\}^{m \times 1}. \quad (20)$$

Combining the different steps, we predict the output \mathbf{y} from input \mathbf{x} as follows:

$$\hat{\mathbf{y}} = U(W \cdot \text{And}(\text{ImPLY}(G(C), \mathbf{x})))^T. \quad (21)$$

A.2 Learning Patterns and Weights

The memory matrix C and the weight matrix W are learnt online from a set S of training examples $(\mathbf{x}, \mathbf{y}) \in S$. The goal is to maximize prediction accuracy $P(\hat{y}_i = y_i)$ per entry in \mathbf{y} . We here consider the procedure for updating C and W from a single training example (\mathbf{x}, \mathbf{y}) . To learn from a stream of training examples, this procedure is repeated for every example. We first extend the TM clause coordination mechanism to stimulate production of diverse clauses for multiple outputs. This mechanism activates clause rows in C for updating based on the vote sums \mathbf{v} and the example outputs \mathbf{y} . We then go through the details of how we update each activated clause in C based on (\mathbf{x}, \mathbf{y}) . Finally, we consider the updating of the corresponding weights in W , learning the relationship between each clause in C and each output in \mathbf{y} .

A.2.1 Resource Allocation

To ensure that the n clause rows of C are diverse and robust, the CoTM employs a voting margin t for each entry y_i in \mathbf{y} . The voting margin is a user-configurable constant that puts a max on how many clauses from C coalesce to predict a particular output y_i when facing a training example (\mathbf{x}, \mathbf{y}) . While the original TM considers a single output y , we here present a scheme for handling a vector \mathbf{y} of outputs.

For CoTM, when an entry y_i in the training output \mathbf{y} is 0, the summation margin is $-t$. Conversely, when the entry is 1 the summation margin is t . The resulting n summation margins for \mathbf{y} are organized in the column vector \mathbf{q} :

$$\mathbf{q} = \mathbf{y}t - \bar{\mathbf{y}}t = \begin{bmatrix} y_1t - \bar{y}_1t \\ y_2t - \bar{y}_2t \\ \vdots \\ y_mt - \bar{y}_mt \end{bmatrix} = [q_i] \in \{-t, t\}^{m \times 1}. \quad (22)$$

After the summation margins \mathbf{q} for the training example (\mathbf{x}, \mathbf{y}) have been set, the next step is to decide which clause rows in C to update. This is done by comparing each vote sum v_i from \mathbf{v} (Eqn. 19) with the corresponding margin $y_it - \bar{y}_it$ in \mathbf{q} . By clipping the vote sum to fall between $-t$ and t , we calculate an update probability per output y_i in \mathbf{y} : $abs\left(\frac{q_i - clip(v_i, -t, t)}{2t}\right)$. The update probability is 0.0 when the summation margin t is met or surpassed, and gradually increases to 1.0 towards the maximum distance $2t$. The update probabilities are organized in the column vector \mathbf{d} :

$$\mathbf{d} = abs(\mathbf{q} - clip(\mathbf{v}, -t, t)) \cdot \frac{1}{2t} = abs\left(\begin{bmatrix} \frac{q_1 - clip(v_1, -t, t)}{2t} \\ \frac{q_2 - clip(v_2, -t, t)}{2t} \\ \vdots \\ \frac{q_m - clip(v_m, -t, t)}{2t} \end{bmatrix}\right) = [d_i] \in \{x \in R | 0 \leq x \leq 1\}^{m \times 1}. \quad (23)$$

From the update probabilities in \mathbf{d} , we next randomly select which clause rows in C to update. In brief, many clauses are updated when the vote sum v_i is far from its margin $y_it - \bar{y}_it$, and comes to a complete standstill when the margin is met or surpassed. Accordingly, we attain a natural balancing of pattern representation resources.

A.2.2 Type I Feedback – Suppressing False Negative Output

There are two kinds of updates, Type I and Type II. We consider the nature of these next. *Type I Feedback* reinforces the output entries y_i from the training example (\mathbf{x}, \mathbf{y}) , considering one output entry y_i at a time. Each output entry y_i is either 0 or 1. As seen from Eqn. 21, output $y_i = 1$ can be reinforced by identifying the clause rows j in C that has a positive weight $w_{i,j} \geq 0$, and then making those evaluate to 1. Output $y_i = 0$, on the other hand, can be reinforced by making clauses with negative weight $w_{i,j} < 0$ evaluate to 1. In other words, Type I Feedback is given when $y_i \odot (w_{i,j} \geq 0)$, where \odot is the XNOR-operator.

The selection of clauses to update is done by sampling a random value 0 or 1 per output-clause pair (i, j) , with i referring to an entry in \mathbf{y} and j referring to a row in C . The probability of updating from a pair (i, j) is decided by the update probability d_i in \mathbf{d} . We draw $m \times n$ random values $\pi_{i,j}$ uniformly in the range $[0, 1]$ to decide the updating. The updating performed per pair is the same as for the original TM, except that the CoTM combines multiple outputs y_i .

We organize the selection criterion $y_i \odot (w_{i,j} \geq 0)$ in one $m \times n$ matrix and the random sampling in another. The two matrices are combined by element-wise multiplication using the Hadamard product \circ :

$$R^I = \begin{bmatrix} y_1 \odot (w_{1,1} \geq 0) & y_1 \odot (w_{1,2} \geq 0) & \cdots & y_1 \odot (w_{1,n} \geq 0) \\ y_2 \odot (w_{2,1} \geq 0) & y_2 \odot (w_{2,2} \geq 0) & \cdots & y_2 \odot (w_{2,n} \geq 0) \\ \vdots & \vdots & \ddots & \vdots \\ y_m \odot (w_{m,1} \geq 0) & y_m \odot (w_{m,2} \geq 0) & \cdots & y_m \odot (w_{m,n} \geq 0) \end{bmatrix} \circ \quad (24)$$

$$\begin{bmatrix} \pi_{1,1} \leq d_1 & \pi_{1,2} \leq d_1 & \cdots & \pi_{1,n} \leq d_1 \\ \pi_{2,1} \leq d_2 & \pi_{2,2} \leq d_2 & \cdots & \pi_{2,n} \leq d_2 \\ \vdots & \vdots & \ddots & \vdots \\ \pi_{m,1} \leq d_m & \pi_{m,2} \leq d_m & \cdots & \pi_{m,n} \leq d_m \end{bmatrix} \quad (25)$$

$$= [r_{i,j}^I] \in \{0, 1\}^{m \times n}. \quad (26)$$

In other words, matrix R^I picks out which rows in C to update, per output y_i . Like for the original TM, the actual updates subdivides into Type Ia and Type Ib feedback, which we consider next.

Type Ia Feedback – Refining Clauses. Type Ia Feedback is given to clause rows j in C that evaluate to 1. Reinforcement is given per variable x_k or its negation \bar{x}_k , by updating matrix C . In brief, action $a = 1$ is reinforced by increasing $c_{j,k}$ whenever $c_j = 1$ **and** $x_k = 1$ for $1 \geq k \geq o$ and $c_j = 1$ **and** $\bar{x}_{k-o} = 1$ for $o + 1 \geq k \geq 2o$. This reinforcement is strong and makes the clause remember and refine the pattern it recognizes in \mathbf{x} .⁴ Which entries $c_{j,k}$ in C to increase in this manner are organized in the matrix F_i^{Ia} , per output y_i :

$$F_i^{Ia} = [\mathbf{c} \ \cdots \ \mathbf{c}] \circ \begin{bmatrix} x_1 & \cdots & x_o & \bar{x}_1 & \cdots & \bar{x}_o \\ x_1 & \cdots & x_o & \bar{x}_1 & \cdots & \bar{x}_o \\ \vdots & \ddots & \vdots & \vdots & \ddots & \vdots \\ x_1 & \cdots & x_o & \bar{x}_1 & \cdots & \bar{x}_o \end{bmatrix} \quad (27)$$

$$= \begin{bmatrix} c_1 & c_1 & \cdots & c_1 \\ c_2 & c_2 & \cdots & c_2 \\ \vdots & \vdots & \ddots & \vdots \\ c_n & c_n & \cdots & c_n \end{bmatrix} \circ \begin{bmatrix} x_1 & \cdots & x_o & \bar{x}_1 & \cdots & \bar{x}_o \\ x_1 & \cdots & x_o & \bar{x}_1 & \cdots & \bar{x}_o \\ \vdots & \ddots & \vdots & \vdots & \ddots & \vdots \\ x_1 & \cdots & x_o & \bar{x}_1 & \cdots & \bar{x}_o \end{bmatrix}. \quad (28)$$

Type Ib Feedback – Coarsening Clauses. Type Ib Feedback reinforces actions $a_{j,k} = 0$. That is, $a_{j,k} = 0$ in matrix A is reinforced by reducing $c_{j,k}$ in matrix C . The reinforcement happens randomly with probability $\frac{1}{s}$ whenever $c_j = 0$ **or** $x_k = 0$ for $1 \geq k \geq o$ and whenever $c_j = 0$ **or** $\bar{x}_{k-o} = 0$ for $o + 1 \geq k \geq 2o$. This reinforcement is weak (triggered with low probability) and coarsens infrequent patterns, making them frequent. The user-configurable parameter s controls pattern frequency, i.e., a higher s produces less frequent patterns. Which entries $c_{j,k}$ in C to reduce in this manner are organized in the matrix F_i^{Ib} , per output entry y_i .

We first randomly identify which entries in C are candidates for updating. We draw $n \times 2o$ random values $\pi_{i,j}$ uniformly in the range $[0, 1]$ to decide this updating, organized in the $n \times 2o$

⁴Note that we here apply boosting of true positives. The standard setup is to apply the update with probability $\frac{s-1}{s}$.

matrix B^i :

$$B^i = \begin{bmatrix} \pi_{1,1} \leq \frac{1}{s} & \pi_{1,2} \leq \frac{1}{s} & \cdots & \pi_{1,2o} \leq \frac{1}{s} \\ \pi_{2,1} \leq \frac{1}{s} & \pi_{2,2} \leq \frac{1}{s} & \cdots & \pi_{2,2o} \leq \frac{1}{s} \\ \vdots & \vdots & \ddots & \vdots \\ \pi_{n,1} \leq \frac{1}{s} & \pi_{n,2} \leq \frac{1}{s} & \cdots & \pi_{n,2o} \leq \frac{1}{s} \end{bmatrix} = [b_{j,k}^i] \in \{0,1\}^{n \times 2o}. \quad (29)$$

In this manner, which entries in C to decrease is organized in the $m \times 2o$ matrix F_i^{Ib} for the particular output y_i :

$$F_i^{Ib} = B_i \circ \begin{bmatrix} \bar{x}_1 \vee \bar{c}_1 & \cdots & \bar{x}_o \vee \bar{c}_1 & x_1 \vee \bar{c}_1 & \cdots & x_o \vee \bar{c}_1 \\ \bar{x}_1 \vee \bar{c}_2 & \cdots & \bar{x}_o \vee \bar{c}_2 & x_1 \vee \bar{c}_2 & \cdots & x_o \vee \bar{c}_2 \\ \vdots & \ddots & \vdots & \vdots & \ddots & \vdots \\ \bar{x}_1 \vee \bar{c}_n & \cdots & \bar{x}_o \vee \bar{c}_n & x_1 \vee \bar{c}_n & \cdots & x_o \vee \bar{c}_n \end{bmatrix}. \quad (30)$$

A.2.3 Type II Feedback – Increasing Discrimination Power

Type II Feedback is given to clause rows j in C that outputs false positives. That is, when $y_i = 1$ the afflicted clauses are the ones with negative weight $w_{i,j} < 0$, considering each output-clause pair (j,i) . Conversely, when $y_i = 0$ clauses with positive weight $w_{i,j} \geq 0$ are targeted. More concisely stated, Type II Feedback is given when $y_i \oplus (w_{i,j} \geq 0)$, where \oplus is the XOR-operator.

In addition to this selection criteria, rows j in C are selected randomly for updating per pair (i,j) decided by the update probability d_i in \mathbf{d} . Uniquely for Type II Feedback, \mathbf{d} is further multiplied by a scalar e , which usually is set to 1.0. However, for one-hot-encoded multi-class problems, e is set to $1.0/(m-1)$. The two selection criteria are combined through element-wise multiplication using the Hadamard product, and organized in the $m \times n$ matrix R^{II} :

$$R^{II} = \begin{bmatrix} y_1 \oplus (w_{1,1} \geq 0) & y_1 \oplus (w_{1,2} \geq 0) & \cdots & y_1 \oplus (w_{1,n} \geq 0) \\ y_2 \oplus (w_{2,1} \geq 0) & y_2 \oplus (w_{2,2} \geq 0) & \cdots & y_2 \oplus (w_{2,n} \geq 0) \\ \vdots & \vdots & \ddots & \vdots \\ y_m \oplus (w_{m,1} \geq 0) & y_m \oplus (w_{m,2} \geq 0) & \cdots & y_m \oplus (w_{m,n} \geq 0) \end{bmatrix} \circ \quad (31)$$

$$\begin{bmatrix} \pi_{1,1} \leq d_1 e & \pi_{1,2} \leq d_1 e & \cdots & \pi_{1,n} \leq d_1 e \\ \pi_{2,1} \leq d_2 e & \pi_{2,2} \leq d_2 e & \cdots & \pi_{2,n} \leq d_2 e \\ \vdots & \vdots & \ddots & \vdots \\ \pi_{m,1} \leq d_m e & \pi_{m,2} \leq d_m e & \cdots & \pi_{m,n} \leq d_m e \end{bmatrix} \quad (32)$$

$$= [r_{i,j}^{II}] \in \{0,1\}^{m \times n}. \quad (33)$$

Like Type Ia Feedback, we only update clause rows j in C that evaluates to 1, i.e., $c_j = 1$. Finally, only *Exclude* actions for literals of value 0 are given feedback, reinforcing *Include*. That is, state $c_{j,k}$ increases when $\bar{x}_k \bar{a}_{j,k} = 1$, for $1 \geq k \geq o$. For $o+1 \geq k \geq 2o$, state $c_{j,k}$ increases when $x_{k-o} \bar{a}_{j,k} = 1$. These criteria are ANDed in the F_i^{II} matrix through element-wise multiplication:

$$F_i^{II} = [\mathbf{c} \ \cdots \ \mathbf{c}] \circ \begin{bmatrix} \bar{x}_1 \bar{a}_{1,1} & \cdots & \bar{x}_o \bar{a}_{1,o} & x_1 \bar{a}_{1,o+1} & \cdots & x_o \bar{a}_{1,2o} \\ \bar{x}_1 \bar{a}_{2,1} & \cdots & \bar{x}_o \bar{a}_{2,o} & x_1 \bar{a}_{2,o+1} & \cdots & x_o \bar{a}_{2,2o} \\ \vdots & \ddots & \vdots & \vdots & \ddots & \vdots \\ \bar{x}_1 \bar{a}_{n,1} & \cdots & \bar{x}_o \bar{a}_{n,o} & x_1 \bar{a}_{n,o+1} & \cdots & x_o \bar{a}_{n,2o} \end{bmatrix} \quad (34)$$

$$= \begin{bmatrix} c_1 & c_1 & \cdots & c_1 \\ c_2 & c_2 & \cdots & c_2 \\ \vdots & \vdots & \ddots & \vdots \\ c_n & c_n & \cdots & c_n \end{bmatrix} \circ \begin{bmatrix} \bar{x}_1 \bar{a}_{1,1} & \cdots & \bar{x}_o \bar{a}_{1,o} & x_1 \bar{a}_{1,o+1} & \cdots & x_o \bar{a}_{1,2o} \\ \bar{x}_1 \bar{a}_{2,1} & \cdots & \bar{x}_o \bar{a}_{2,o} & x_1 \bar{a}_{2,o+1} & \cdots & x_o \bar{a}_{2,2o} \\ \vdots & \ddots & \vdots & \vdots & \ddots & \vdots \\ \bar{x}_1 \bar{a}_{n,1} & \cdots & \bar{x}_o \bar{a}_{n,o} & x_1 \bar{a}_{n,o+1} & \cdots & x_o \bar{a}_{n,2o} \end{bmatrix} \quad (35)$$

A.2.4 Updating the Memory Matrix

The memory matrix C is updated based the training example (\mathbf{x}, \mathbf{y}) using the Type I and Type II feedback matrices F_i^{Ia} , F_i^{Ib} , and F_i^{II} . This updating is done per output y_i in \mathbf{y} , simply by summation:

$$C_{T+1}^* = C_T + \sum_{i=1}^m \left(Q_i^{II} \circ F_i^{II} + Q_i^I \circ F_i^{Ia} - Q_i^I \circ F_i^{Ib} \right). \quad (36)$$

Above, Q_i^I maps R_i^I down to the literals:

$$Q_i^I = \begin{bmatrix} \mathbf{r}_i^I \\ \vdots \\ \mathbf{r}_i^I \end{bmatrix}^T = \begin{bmatrix} r_{i,1}^I & r_{i,1}^I & \cdots & r_{i,1}^I \\ r_{i,2}^I & r_{i,2}^I & \cdots & r_{i,2}^I \\ \vdots & \vdots & \ddots & \vdots \\ r_{i,n}^I & r_{i,n}^I & \cdots & r_{i,n}^I \end{bmatrix}. \quad (37)$$

Correspondingly, Q_i^{II} deals with R_i^{II} :

$$Q_i^{II} = \begin{bmatrix} \mathbf{r}_i^{II} \\ \vdots \\ \mathbf{r}_i^{II} \end{bmatrix}^T = \begin{bmatrix} r_{i,1}^{II} & r_{i,1}^{II} & \cdots & r_{i,1}^{II} \\ r_{i,2}^{II} & r_{i,2}^{II} & \cdots & r_{i,2}^{II} \\ \vdots & \vdots & \ddots & \vdots \\ r_{i,n}^{II} & r_{i,n}^{II} & \cdots & r_{i,n}^{II} \end{bmatrix}. \quad (38)$$

The final step is to clip the state values in C to make sure that they stay within 1 and $2N$:

$$C_{t+1} = \text{clip}(C_{t+1}^*, 1, 2N). \quad (39)$$

A.2.5 Learning Weights

The perhaps most novel part of CoTM is the fact that the clauses are not initially related to any particular output y_i in \mathbf{y} . By learning how to relate each clause to each output, the CoTM opens up for clause sharing. That is, the weight matrix W is initialized randomly with values from $\{-1, 1\}$, thus randomly assigning each clause to a truth value for y_i . The original TM, on the other hand, operates with a fixed weight matrix W where each clause is preassigned to a particular output. That is, the clause rows are first partitioned into m partitions of equal size. Half of the clause rows inside a partition is then assigned the weight -1 and the other half is assigned the weight $+1$. For other outputs the weight is set to 0, thus, blocking sharing of clauses between the outputs.

The updating of weights is quite straightforward. Type Ia Feedback changes the weight in one-step increments away from 0, while Type II Feedback changes the weight in one-step decrements towards 0. Type Ib Feedback leaves the weights unchanged. This updating of the weight matrix W from W_t to W_{t+1} is captured by the following equation:

$$W_{t+1} = W_t + (R^I + R^{II}) \circ \left(\begin{bmatrix} c_1 y_1 & c_2 y_1 & \cdots & c_n y_1 \\ c_1 y_2 & c_2 y_2 & \cdots & c_n y_2 \\ \vdots & \vdots & \ddots & \vdots \\ c_1 y_m & c_2 y_m & \cdots & c_n y_m \end{bmatrix} - \begin{bmatrix} c_1 \bar{y}_1 & c_2 \bar{y}_1 & \cdots & c_n \bar{y}_1 \\ c_1 \bar{y}_2 & c_2 \bar{y}_2 & \cdots & c_n \bar{y}_2 \\ \vdots & \vdots & \ddots & \vdots \\ c_1 \bar{y}_m & c_2 \bar{y}_m & \cdots & c_n \bar{y}_m \end{bmatrix} \right). \quad (40)$$

Note that the 1-entries of R^I and R^{II} are non-overlapping, singling out which clause rows j are eligible for Type Ia and Type II Feedback. The value of y_i controls the direction of the weight update.