

Probing the environments surrounding ultrahigh energy cosmic ray accelerators and their implications for astrophysical neutrinos

Marco Stein Muzio,^{1,*} Glennys R. Farrar,^{1,†} and Michael Unger^{2,‡}

¹*Center for Cosmology and Particle Physics, Department of Physics,
New York University, 726 Broadway, New York, New York 10003, USA*

²*Institut für Astroteilchenphysik, Karlsruher Institut für Technologie, Karlsruhe 76344, Germany*
(Dated: December 24, 2021)

We explore inferences on ultrahigh energy cosmic ray (UHECR) source environments – constrained by the spectrum and composition of UHECRs and non-observation of extremely high energy neutrinos – and their implications for the observed high energy astrophysical neutrino spectrum. We find acceleration mechanisms producing power-law CR spectra $\propto E^{-2}$ are compatible with UHECR data, if CRs at high rigidities are in the quasi-ballistic diffusion regime as they escape their source environment. Both gas-dominated and photon-dominated source environments are able to account for UHECR observations, however photon-dominated sources give a better fit. Additionally, gas-dominated sources are in tension with current neutrino constraints. Accurate measurement of the neutrino flux at ~ 10 PeV will provide crucial information on the viability of gas-dominated sources, as well as whether diffusive shock acceleration is consistent with UHECR observations. We also show that UHECR sources are able to give a good fit to the high energy portion of the astrophysical neutrino spectrum, above \sim PeV. This common origin of UHECRs and high energy astrophysical neutrinos is natural if air shower data is interpreted with the SIBYLL2.3C hadronic interaction model, which gives the best-fit to UHECRs and astrophysical neutrinos in the same part of parameter space, but not for EPOS-LHC.

I. INTRODUCTION

Discovering the origin of ultrahigh energy cosmic rays (UHECRs), $E \gtrsim 10^{18}$ eV (1 EeV), has been a longstanding challenge due to their incredibly low flux, their uncertain composition, and their deflection in both Galactic and extragalactic magnetic fields [1]. However high energy and UHE neutrinos, which do not suffer magnetic deflections or significant energy losses, are natural signals of interactions of UHECRs (and their secondary CRs) with photon fields and gas during their propagation from the accelerator to Earth. The potential of neutrinos to provide multimessenger observations to help discover UHECR origins has been underscored by the recent coincident observations of a high energy neutrino (IC-170922A) with the flaring blazar TXS 0506+056 [2] and another with the tidal disruption event TDE AT2019dsg [3].

In this paper, we build on the approach of Unger, Farrar, and Anchordoqui (UFA 2015, [4]) and its elaboration in [5], to investigate constraints on UHECR sources which can be inferred from the latest multimessenger data, using a realistic but flexible UHECR source model with minimal reliance on any specific astrophysical scenario. UFA15 proposed such a model for UHECR sources, taking into account photohadronic interactions of UHECRs propagating through the source environment after acceleration (potentially delayed in their escape due

to diffusion in a turbulent magnetic field) and before extragalactic propagation. This model provides a natural explanation for the observed UHECR spectrum and its composition, and enabled multimessenger constraints on UHECR sources to be investigated in [5]. We consider here the effects of gas in the environment surrounding the source and the ability of UHECR sources to explain the highest energy astrophysical neutrinos.¹ Like [4, 5], our description is agnostic to the acceleration process or specific astrophysical source type.

We focus here on the following questions:

- (a) How is the original “UFA15” picture impacted by the presence of gas in the surroundings of the accelerator, in addition to – or instead of – a photon field?
- (b) Is the diffusive shock acceleration prediction for the power-law index of the spectrum of UHECRs emerging from their accelerator consistent with multimessenger data?
- (c) Can the highest energy neutrinos so far detected be produced by interactions of UHECRs with photons and/or gas in their source environment, given the

¹ Earlier studies have also considered that UHECRs and astrophysical neutrinos may have a common origin. Qualitative fits to the astrophysical neutrino spectrum consistent with UHECR observations in the context of photodisintegration models are given in [6–8] while for specific astrophysical scenarios see [9–14]. Other studies have explored neutrino backgrounds at higher energies consistent with UHECR data [15–18] and have set upper-bounds on the flux of neutrinos produced by UHECRs [19].

* msm659@nyu.edu

† gfr25@nyu.edu

‡ Michael.Unger@kit.edu

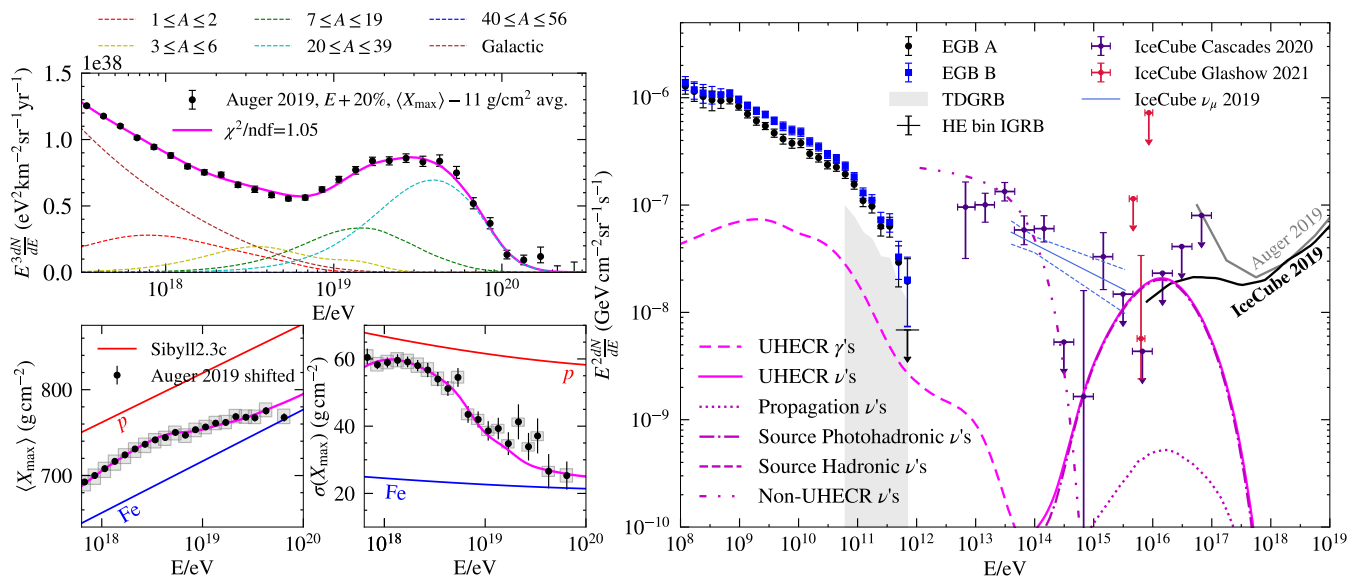


FIG. 1. Predictions of the UHECR source model producing the best description of the astrophysical neutrino flux for SIBYLL2.3C. **Left:** The CR predictions for spectrum (top) and composition (bottom) compared to shifted Auger observations [20–23], as detailed in Section III. The red and blue solid lines show the $\langle X_{\text{max}} \rangle$ and $\sigma(X_{\text{max}})$ predictions of SIBYLL2.3C for pure proton and iron models. **Right:** The neutrino and gamma-ray predictions for this model (solid and dashed lines, respectively). The total neutrino flux due to UHECRs (“UHECR ν ’s”, solid magenta) is broken down by origin: UHECR interactions during extragalactic propagation (“Propagation ν ’s”, dotted dark magenta), UHECR photohadronic and hadronic interactions in the source (“Source ν ’s”, dot-dashed and dashed dark magenta, respectively). Neutrinos originating from a source other than UHECRs (“Non-UHECR ν ’s”, dot-dot-dashed dark magenta) are also shown. The observed and inferred values of the extragalactic gamma-ray flux [24], astrophysical neutrino fluxes [25, 26], flux measurements from the Glashow event [27], and upper-bounds on the EHE cosmic neutrino flux from IceCube [27, 28] (black) and Auger [29] (grey) are shown. Data points are as detailed in the text.

strongly constrained UHECR spectrum and composition?

This paper is organized as follows. In Section II we review the model of UFA15 and detail the elaborations made for this study. Section III gives an overview of the relevant multimessenger data and the constraints we have adopted. Finally, in Section IV we report our findings, including the degree to which gas- and photon-dominated source environments can be distinguished and the ability of UHECR sources to explain the high energy astrophysical neutrino flux. For the reader’s orientation, Fig. 1 shows the UHECR model giving the best-fit to the astrophysical neutrino flux, among those giving a good fit to UHECR spectrum and composition data using the SIBYLL2.3C hadronic interaction model, as discussed below.

II. MODEL

A. Overview

To perform this analysis we extend the UFA15 framework by adding interactions with gas in the source environment (as described in Section II B), as well as mak-

ing a variety of technical improvements to the analysis in [4]. Based on the results of [5], we adopt a source evolution following the star-formation rate (SFR, [30]) and take a single-mass injection of CRs into the source environment.² We approximate the gas to be pure hydrogen since other components make up less than 10% by number. We also introduce an alternate treatment of the energy dependence of the escape time, based on the behavior of diffusion coefficients and reflecting the finite size of sources. Details of our treatment of systematic uncertainties are given in Section III.

A CR nucleus of energy E , mass A , and charge Z has interactions with photons and gas at a rate $\tau_\gamma^{-1}(E, A)$ and $\tau_g^{-1}(E, A)$ when propagating in the source environ-

² Source evolutions which are stronger at high redshift generally result in a larger neutrino flux at Earth, but the quality of the fit to UHECR observations degrades and requires an extremely hard CR spectrum escaping the source [5, 31]. Source evolutions with lower source densities at high redshift produce smaller neutrino fluxes at Earth and also give a worse fit to UHECR data when considering photodisintegration models, so are not explored in this study. However, UHECR data alone does not strongly constrain the source evolution. A more complex injection composition was found not to be needed [5], so for simplicity we adopt single-mass injection.

ment. These rates are specified by their cross sections, the photon spectral density distribution, and the gas density. Thus we can fully characterize UHECR interactions with photons and gas in a given source environment by knowing the parameters specifying the photon spectrum, and τ_γ and τ_g for a reference nucleus and energy. Following [4], we adopt 10 EeV ^{56}Fe as this reference.

Only the total number of interactions prior to escape matters in the processing of nuclei injected by the accelerator, so only the ratio of the interaction and escape times is relevant for fixing the composition and energy spectra of CRs emerging from the source environment, given the injected composition and spectrum.³ We denote these ratios for the reference nucleus by the model parameters $r_{\text{esc}} \equiv \tau_{\text{esc}}^{\text{ref}}/\tau_{\text{int}}^{\text{ref}} = \langle N_{\text{int}}^{\text{ref}} \rangle$, the ratio of the escape and total interaction times, and $r_{g\gamma} \equiv \tau_g^{\text{ref}}/\tau_\gamma^{\text{ref}} = \langle N_\gamma^{\text{ref}} \rangle/\langle N_g^{\text{ref}} \rangle$, the ratio of the hadronic and photohadronic interaction times.

In previous work [4, 5], the escape time was taken to be a power law in rigidity, $R \equiv E/Z$, so that $\tau_{\text{esc}} = \tau_{\text{esc}}^{\text{ref}}(R/R_{\text{ref}})^{\delta_{\text{esc}}}$ with δ_{esc} a free parameter of the model limited to be within $[-1, -1/3]$, covering the expected range from Kolmogorov to Bohm diffusion. Here we adopt a more detailed parameterization (described in Section II C) based on simulations of CR propagation in turbulent magnetic fields, e.g. [32]: $\tau_{\text{esc}}(R) = \frac{L^2}{6D(R)} + \frac{L}{c}$. This implies faster escape at high rigidities by capturing the quasi-ballistic regime.

The interplay between the energy dependence of the interaction time, $\tau_{\text{int}}(E)$, and the rigidity dependence of the escape time from the environment, $\tau_{\text{esc}}(R)$, governs the energy dependence of the number of interactions before escape, as was noted in equation (4) of [4]. There, the focus was on how the high-pass filter mechanism creates the ankle in the UHECR spectrum and produces the observed light extragalactic UHECRs below the ankle. As noted in [4], this mechanism leads to a hardening of the escaping CR spectrum. Thus the Auger combined fit to the spectrum and composition [31] favoring an $\sim E^{-1}$ or harder spectrum escaping the source, does not necessarily mean that the accelerator produces such a hard spectrum. In principle, the fundamental spectrum from the accelerator could be much softer, e.g., $\sim E^{-2}$ as predicted by diffusive shock acceleration, with the low-energy component of any given A being more depleted through interactions because of their longer residence time in the environment – thus hardening the escaping spectrum for each composition.⁴

In this work we find that UHECR data is compatible with an accelerator spectrum E^{-2} , if the peak of that spectrum falls in the quasi-ballistic regime where the rapid change of escape time with energy leads to a strong hardening of the escaping flux. This requires source conditions such that high rigidity CRs are able to enter the quasi-ballistic diffusion regime. In this case, diffusive shock acceleration remains a possible mechanism for UHECR acceleration. As we shall show below, the viability of this scenario can be tested with accurate measurement of the neutrino flux at ~ 10 PeV.

A description of how our model's parameters can be related to astrophysical quantities will be given in a forthcoming paper.

B. Incorporation of hadronic interactions in the source environment

Photohadronic interactions in the source environment are accounted for as described in Appendix B and Appendix C of [4], with the adjustment of the definition of the total interaction time to include hadronic interactions, so that

$$\tau_{\text{int}}^{-1}(E, A) = \tau_g^{-1}(E, A) + \tau_\gamma^{-1}(E, A) \quad (1)$$

is the total interaction time for a CR of mass A and energy E , where τ_g is its hadronic interaction time and τ_γ is its photohadronic interaction time.

The photohadronic interaction time is the total interaction time due to both photopion (PP) and photodisintegration (PD) interactions with the ambient photon field,

$$\tau_\gamma^{-1}(E, A) = \tau_{\text{PP}}^{-1}(E, A) + \tau_{\text{PD}}^{-1}(E, A). \quad (2)$$

The relation between the interaction times for each of these interaction channels and the ambient photon field are given below.

Throughout the present work we consider either a pure or generalized black-body photon spectral density distribution⁵ of the form

$$n(\varepsilon) = n_0 f_{\text{BB}}(\varepsilon) \quad (3)$$

³ The overall normalization of the energy spectrum is set by the product of the UHECR luminosity per source and the number density of UHECR sources. However, this is unrelated to the interaction and escape times within the source environment and so can be fit independently to obtain the best-fit.

⁴ An alternative mechanism to harden the accelerated spectrum is through magnetic suppression of the spectrum at low-rigidities due to the horizon induced by the extragalactic magnetic field [33, 34].

⁵ In [5], we considered both black-body and broken power-law parametrizations of the photon spectral density distribution in the source environment and found that both gave comparable fits to the UHECR data. Black-body spectra, though, produced fewer extremely high energy cosmic neutrinos, allowing more conservative constraints to be set. The qualitative conclusions are expected to be similar for black-body and broken power-law parametrizations [4, 35].

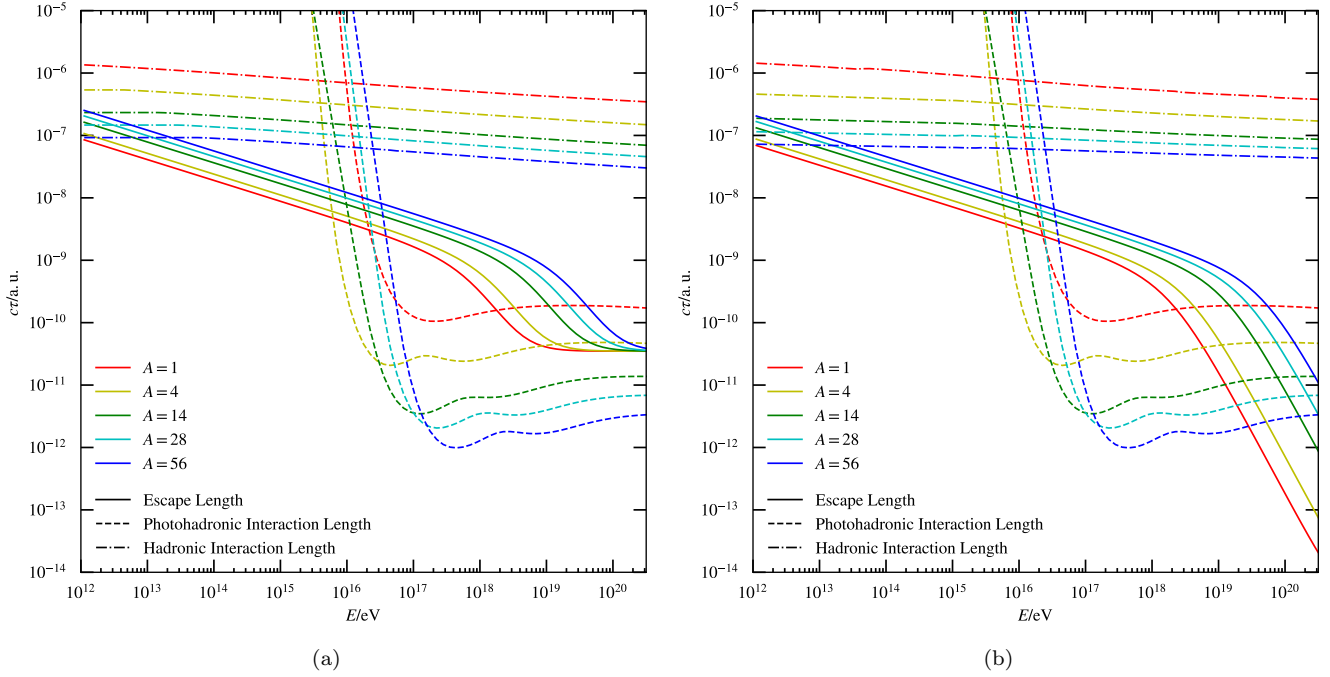


FIG. 2. The escape (solid lines), photohadronic interaction (dashed lines), and hadronic interaction (dashed-dotted lines) lengths for different nuclear masses (colors) in the UHECR source model best reproducing the astrophysical neutrino flux for SIBYLL2.3C (left) and EPOS-LHC (right). Hadronic interaction times were calculated under the respective hadronic interaction models. In particular while the interaction times are similar, the escape times in the two panels differ significantly at high energies, reflecting significantly different best-fit values of $r_{\text{size}} = L/\lambda_c$. The corresponding fits are pictured in Figs. 1 and 6, respectively.

where n_0 is the photon density in units of $I_{\text{BB}} \equiv \frac{16\pi\zeta(3)}{(hc)^3} (kT)^3$, the black-body photon number density, and f_{BB} is the spectral density distribution of a black-body (BB) photon field with temperature T given by

$$f_{\text{BB}}(\varepsilon) = \frac{8\pi}{(hc)^3} \frac{\varepsilon^2}{e^{\frac{\varepsilon}{kT}} - 1}. \quad (4)$$

The generalized black-body spectral density (3) corresponds to the spectral density of a grey-body for $n_0 < 1$. With this definition, the physical number density of the photon spectral density distribution $n(\varepsilon)$ is given by $n_\gamma = n_0 I_{\text{BB}}$.

The interaction time for each of the photohadronic interaction channels, $i = \text{PD}$ or PP , is given by

$$\tau_i^{-1}(E, A) = \frac{c}{2} \int_0^\infty d\varepsilon \frac{n(\varepsilon)}{\gamma^2 \varepsilon^2} \int_0^{2\gamma\varepsilon} d\varepsilon' \varepsilon' \sigma_{A\gamma, i}(\varepsilon') \quad (5)$$

$$= n_0 \frac{c}{2} \int_0^\infty d\varepsilon \frac{f_{\text{BB}}(\varepsilon)}{\gamma^2 \varepsilon^2} \int_0^{2\gamma\varepsilon} d\varepsilon' \varepsilon' \sigma_{A\gamma, i}(\varepsilon') \quad (6)$$

$$= n_0 \tau_{\text{BB}, i}^{-1}(E, A, T) \quad (7)$$

where $\sigma_{A\gamma, i}$ is the photonuclear cross section for photohadronic interaction channel i (provided by CRPROPA [36] based on TALYS and SOPHIA to appropriately handle the different photon energy regimes), γ is the Lorentz

factor, and $\tau_{\text{BB}, i}$ is the interaction time for a black-body distribution with temperature T .

In order to account for hadronic interactions we must assume a hadronic interaction model (HIM), as hadronic interactions within the source environment occur at similar center-of-mass energies as in extensive air showers initiated by UHECRs on Earth. Once we have assumed a particular HIM, labeled m , the hadronic interaction time is determined by the density of gas n_g in the source environment and the pA cross section $\sigma_g^m(E, A)$, for a collision between a proton at rest and CR of energy E in that model:

$$\tau_g^{-1}(E, A) = n_g \sigma_g^m(E, A) c. \quad (8)$$

Particle production in these interactions also depends upon the assumed HIM. Using CRMC v1.6.0 [37], we built interaction matrices for the EPOS-LHC [38] and SIBYLL2.3C [39] HIMs.⁶ Simulating the collision between a CR of nucleus A and energy E_j with a proton at rest, we generated an interaction matrix $I_{ij}^{sA, m}$ by tabulating

⁶ Throughout this work, the HIM assumed for calculation of interactions in the source environment always matched the HIM used to interpret air shower observations.

all the secondaries of type s (e.g. ν , π , γ , A') and energy E_i predicted by HIM m . Pions and neutrons were treated as stable for this purpose,⁷ in order to treat these particles in a consistent way with those produced in photohadronic interactions (as described in [4]), and all other particles were decayed before being tabulated. The final interaction matrices give the average number of secondaries of energy E_i produced in a collision. With the interaction matrices in hand, one can easily compute the total number of secondaries s produced in logarithmic interval $[\lg E_i, \lg E_i + d \lg E_i]$ by a flux of CRs as

$$\frac{dN^s}{d \lg E_i} = \sum_{j>i,A} I_{ij}^{sA,m} f_g(A, E_j) f_{\text{int}}(A, E_j) \frac{dN^A}{d \lg E_j} \left| \frac{d \lg E_j}{d \lg E_i} \right| \quad (9)$$

where $f_g \equiv (1 + \tau_g/\tau_\gamma)^{-1}$ is the fraction of interactions which are hadronic, and $f_{\text{int}} \equiv (1 + \tau_{\text{int}}/\tau_{\text{esc}})^{-1}$ is the fraction of CRs which interact. In the above formula, we have neglected reinteraction of secondary CRs for simplicity and clarity, but in our full calculation reinteractions are accounted for.

It is important to note that hadronic interactions always dominate at low enough energies such that the γ -CR center-of mass-energy is too low to photopion produce or excite the giant dipole resonance. This is reflected in the energy dependence of the interaction times, as Fig. 2 shows. Thus even in photon-dominated environments (meaning environments where UHECRs primarily interact photohadronically), astrophysical neutrinos may still be the product of hadronic interactions with gas, given a sufficient gas density and number of interactions. On the other hand, CRs in gas-dominated sources primarily interact hadronically at both high and low energies.

C. CR diffusion and escape from the source environment

In previous analyses [4] and [5], the rigidity dependence of the diffusion coefficient was modeled as a single power law in rigidity: $D(R) \propto R^{-\delta_{\text{esc}}}$ and $\tau_{\text{esc}} \propto R^{\delta_{\text{esc}}}$. This is a good approximation for CRs that are in the diffusive regime for all the relevant rigidities. For a more realistic treatment we use a fit to the diffusion simulation of [32] with the functional form suggested in [41] (leading to very similar numerical results as found therein):

$$D(R) = \frac{c\lambda_c}{6\pi} \left[\left(\frac{R}{R_{\text{diff}}} \right)^{1/3} + \frac{1}{2} \left(\frac{R}{R_{\text{diff}}} \right) + \frac{2}{3} \left(\frac{R}{R_{\text{diff}}} \right)^2 \right], \quad (10)$$

where $r_L(R) \equiv 1.1 \text{ kpc} \left(\frac{\mu\text{G}}{B} \right) \left(\frac{R}{\text{EV}} \right)$ is the Larmor radius, λ_c is the coherence length of the magnetic field, B is its RMS field strength, and R_{diff} is the characteristic rigidity scale of diffusion, defined by $2\pi r_L(R_{\text{diff}}) \equiv \lambda_c$. For convenience, we define the dimensionless diffusion coefficient, $d(R) \equiv (R/R_{\text{diff}})^{1/3} + \frac{1}{2} (R/R_{\text{diff}}) + \frac{2}{3} (R/R_{\text{diff}})^2$, so that $D(R) = \frac{c\lambda_c}{6\pi} d(R)$.

CRs of rigidity R that enter the diffusion regime have an escape time given by $\tau_{\text{esc}} = \frac{L^2}{6D(R)}$. However, in reality the source may not be large enough for all CRs to enter the diffusion regime before escaping the source, especially those at high rigidities with large Larmor radii. The source's physical size L then imprints a minimum escape time of L/c . To account for this effect we adopt the following parametrization for the escape time, which has been verified against simulation data shown in [32]:

$$\tau_{\text{esc}}(R) = \frac{L^2}{6D(R)} + \frac{L}{c}. \quad (11)$$

This treatment imposes that the escape time be at least as large as the crossing time.

The escape time for a nucleus of rigidity R can then be calculated in terms of the escape time of the reference nucleus as

$$\begin{aligned} \tau_{\text{esc}}(R) &= \tau_{\text{esc}}^{\text{ref}} \frac{\frac{L^2}{6D(R)} + \frac{L}{c}}{\frac{L^2}{6D(R_{\text{ref}})} + \frac{L}{c}} \\ &= \tau_{\text{esc}}^{\text{ref}} \frac{\frac{\pi}{d(R)} \frac{L}{\lambda_c} + 1}{\frac{\pi}{d(R_{\text{ref}})} \frac{L}{\lambda_c} + 1} \\ &= \tau_{\text{esc}}^{\text{ref}} \frac{\frac{\pi r_{\text{size}}}{d(R)} + 1}{\frac{\pi r_{\text{size}}}{d(R_{\text{ref}})} + 1}, \end{aligned} \quad (12)$$

where $R_{\text{ref}} = 10/26 \text{ EV} \simeq 0.38 \text{ EV}$ is the rigidity of the reference nucleus, $\tau_{\text{esc}}^{\text{ref}}$ is its escape time, and we have introduced the model parameter $r_{\text{size}} \equiv L/\lambda_c$.

We find that in order for a soft E^{-2} acceleration spectrum to be adequately hardened to account for UHECR data, high rigidity CRs must be in the $\tau_{\text{esc}} \sim E^{-2}$ regime. This implies that $r_{\text{size}} \gg 1$ in order for conventional acceleration mechanisms to explain UHECR observations.

III. DATA & METHODOLOGY

Our model is fit to the UHECR spectrum and composition data of Auger [20–23, 42–44], applying a +0.8-bin

⁷ Here we assume the energy loss time due to synchrotron radiation exceeds either the decay time of the $\pi \rightarrow \mu \rightarrow \nu$ chain or the escape time of pions and muons. See e.g. [40] for a discussion of cooling-damped sources. In particular, our results here are robust to cooling as will be shown in a forthcoming paper.

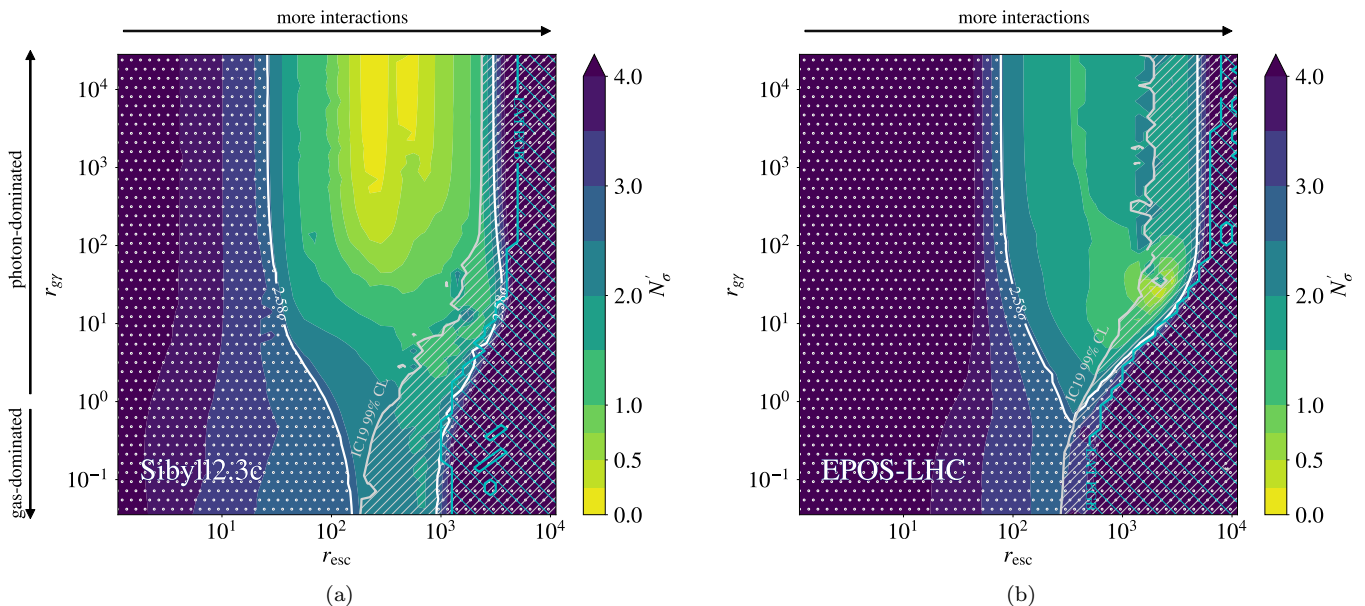


FIG. 3. N'_σ , the number of standard deviations improvement of the global UHECR best-fit relative to the local UHECR best-fit, as a function of model parameters $r_{\text{esc}} \equiv \tau_{\text{esc}}^{\text{ref}}/\tau_{\text{int}}^{\text{ref}}$ and $r_{g\gamma} \equiv \tau_g^{\text{ref}}/\tau_\gamma^{\text{ref}}$ for SIBYLL2.3C (left) and EPOS-LHC (right). Contours mark 99% confidence level (CL) exclusion regions based on UHECR data (white contour and dotted region), non-observation of neutrinos above $10^{15.9}$ eV (grey contour and hatched region), and upper-bounds on the extragalactic gamma-ray flux (cyan contour and hatched region). The global best-fit points ($N'_\sigma = 0$) correspond to χ^2/ndf 's of 58.5/58 and 106.2/58 for SIBYLL2.3C and EPOS-LHC, respectively.

shift of the Auger energy scale (+20%, slightly larger than the quoted systematic uncertainty of 14% [45]). We also shift $\langle X_{\text{max}} \rangle$ by -10 g/cm 2 on average, following the energy dependence quoted in [43]. These shifts were determined via a preliminary study by scanning over the energy and $\langle X_{\text{max}} \rangle$ shifts and fixing their values to the combination which enabled the best-fit to the data. To assess the goodness-of-fit we compute a combined χ^2 to the spectrum data and $\langle X_{\text{max}} \rangle$ and $\sigma(X_{\text{max}})$ data mapped into $\langle \ln A \rangle$ and $V(\ln A)$ using the parametrization of [42],

$$\chi^2 = \sum_i^{N_{\text{spec}}} \frac{(J_{m,i} - J_i)^2}{\sigma_{J,i}^2} + \sum_j^{N_{\text{comp}}} \frac{(\langle \ln A \rangle_{m,j} - \langle \ln A \rangle_j)^2}{\sigma_{\langle \ln A \rangle,j}^2} + \sum_j^{N_{\text{comp}}} \frac{(V(\ln A)_{m,j} - V(\ln A)_j)^2}{\sigma_{V(\ln A)_j}^2}, \quad (13)$$

where N_{spec} and N_{comp} are the number of data points in the spectrum and composition, respectively, $x_{m,i}$ denotes the model prediction of quantity x (flux J , mean logarithmic mass $\langle \ln A \rangle$ or its variance V) at energy bin i , and errors include both systematic and statistical errors for the spectrum [20–22] and statistical errors for the mean and variance on $\ln A$ [23, 42–44]. For spectral energy bins above the highest-energy data point, we follow [46] by adding an additional $2n_i$ to the χ^2 , where n_i is the expected number of observed events predicted by the model in energy bin i given the exposure of the dataset. Our final figure of merit is $\chi_{\text{CR}}^2 = \chi^2 + 2 \sum_i n_i$,

where i runs over energy bins above the highest-energy data point in the spectrum.

We follow the PDG [47, 48] defining the number of sigma from the best-fit as $N'_\sigma = S^{-1} \sqrt{\chi_{\text{model}}^2 - \chi_{\text{min}}^2}$, where $S = \sqrt{\chi_{\text{min}}^2/N_{\text{dof}}}$ is the scale factor introduced in [48] to enlarge the uncertainties to account for a $\chi_{\text{min}}^2/N_{\text{dof}} > 1$, χ_{model}^2 is the χ^2 for a given model, χ_{min}^2 is the χ^2 of the best-fit model (under the assumption of that HIM), and N_{dof} is the number of degrees of freedom. We adopt the condition $N'_\sigma < 2.58$, corresponding to 99% CL, when placing constraints based on UHECR data.

We also place constraints using bounds on extremely high energy (EHE) neutrinos ($E_\nu > 10^{15.9}$ eV) from IceCube [28], updated to reflect the newly observed Glashow event [27]. Models which predict $N_\nu^{\text{EHE}} > 4.74$ are excluded at the 99% CL, since IceCube has observed no neutrinos at these energies and this energy range is expected to be background free [49]. We allow fits that are within 2.58σ of the best-fit to CRs to stray from the local best-fit parameters, as long as they respect $N_\nu^{\text{EHE}} < 4.74$, so as to determine if any choice of parameters is compatible with both sets of data. This process can introduce *apparent* sampling artifacts into the results, e.g. along the grey contour in Fig. 3b.

Finally, we consider the ability of current extragalactic gamma-ray data to constrain our model's parameters. For this we consider the extragalactic gamma-ray background (EGB) measured by the *Fermi*-Large Area Telescope (LAT) [24]. In order to place conservative

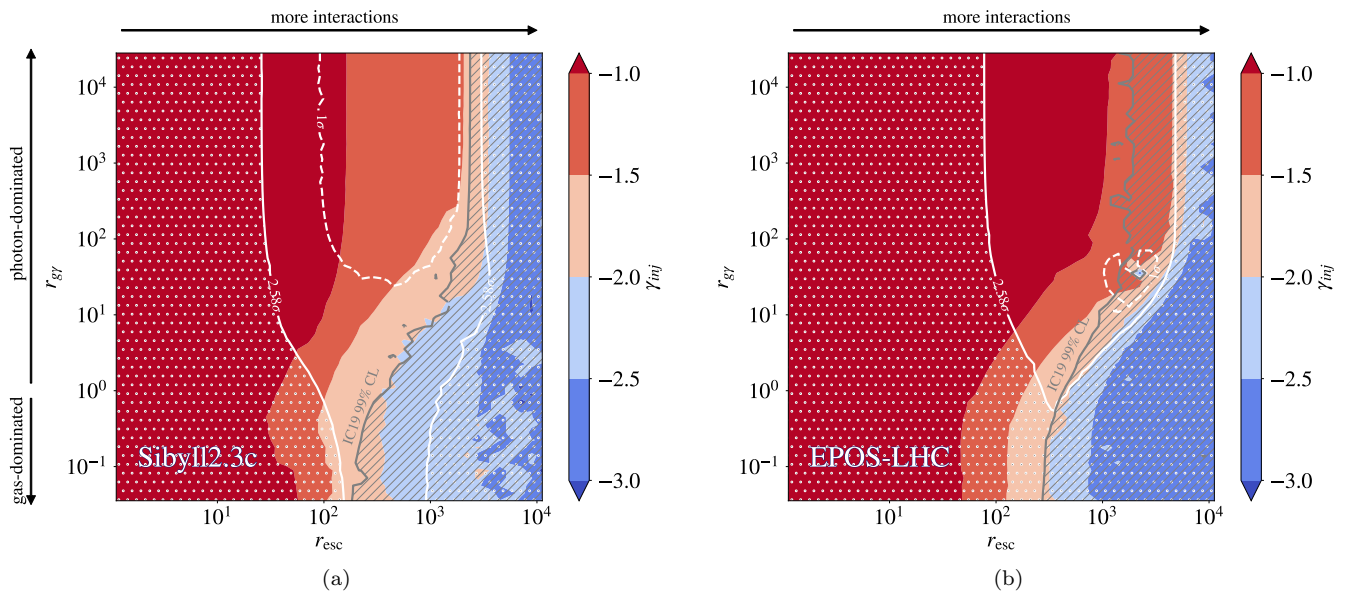


FIG. 4. Spectral index γ_{inj} of CRs injected into the source environment, $E^{\gamma_{inj}}$, as a function of model parameters $r_{esc} \equiv \tau_{esc}^{ref}/\tau_{int}^{ref}$ and $r_{g\gamma} \equiv \tau_g^{ref}/\tau_\gamma^{ref}$ for SIBYLL2.3c (left) and EPOS-LHC (right). Contours mark 99% CL exclusion regions based on UHECR data (white contour and dotted region) and non-observation of neutrinos above $10^{15.9}$ eV (grey contour and hatched region).

bounds we adopt the published EGB spectrum under the assumption of LAT’s Galactic foreground model B, the foreground model which attributes the least Galactic emission to the measured gamma-ray flux. We consider a model to be excluded if its predicted gamma-ray flux exceeds the EGB model B measurement by more than the error bar in any energy bin. In plots we also give an estimate of the truly diffuse gamma-ray background (TDGRB) – as described in Section 2 of [5] – and the flux measured in the highest energy bin of the isotropic gamma-ray background (IGRB) model B by LAT [24]. As is shown in Fig. 3a, gamma-ray data is weakly constraining, only ruling out models also excluded by bounds on EHE neutrinos. Thus we set aside the gamma-ray constraints for the rest of our analysis.

IV. RESULTS

A. Implications of gas in the source environment

To a good approximation hadronic interactions partially disintegrating a nucleus preserve the energy-per-nucleon of the primary CR. This feature allows CR interactions with gas to realize the mechanism explored in [4], and expanded upon in [5], for explaining the observed UHECR spectrum and composition. Fits in Fig. 3 show that both gas- and photon-dominated environments can give an adequate accounting of UHECR data. This figure shows how the quality of fit to UHECR data changes with r_{esc} , controlling the average number of interactions CRs undergo before escape, and $r_{g\gamma}$, controlling whether the source environment is gas-dominated (small values) or

photon-dominated (large values). Contours in this figure show the regions excluded by CR (white dotted region), EHE neutrino (grey hatched region), and gamma-ray (cyan hatched region) data. Figure 3a shows that while SIBYLL2.3c is able to describe the UHECR data even for gas-dominated sources, it prefers photon-dominated sources. EPOS-LHC, though, prefers sources where photon interactions are more comparable to gas interactions, as can be seen in Fig. 3b. We also note that, in all cases, small values of r_{esc} provide a poor fit to UHECR data since the injected UHECR spectrum must undergo a sufficient number of photodissociation interactions in order to account for the composition observed at Earth, in particular the position of the protonic component. Otherwise the composition of injected UHECRs must be fine tuned.

An interesting feature of gas-dominated source environments is that they are able to achieve a good fit to Auger observations even for spectral indices as soft as $\gamma_{inj} \sim -2$, as is predicted for diffusive shock acceleration; see Fig. 4, which shows the best-fit accelerator spectral index for CRs. This is due to the fact that the hadronic interaction time depends very weakly on energy (see Fig. 2), so that it is well approximated by a single power law $\tau_g \sim E^\zeta$ with $\zeta \sim 0$. Following the analysis of [4] (see Section 2), this implies that quasi-ballistic-regime CRs (i.e. $\tau_{esc} \sim E^{-2}$) interacting dominantly with gas, can produce a spectrum escaping the source environment with hard spectral index $\gamma_{esc} \gtrsim -1$ even when the in-

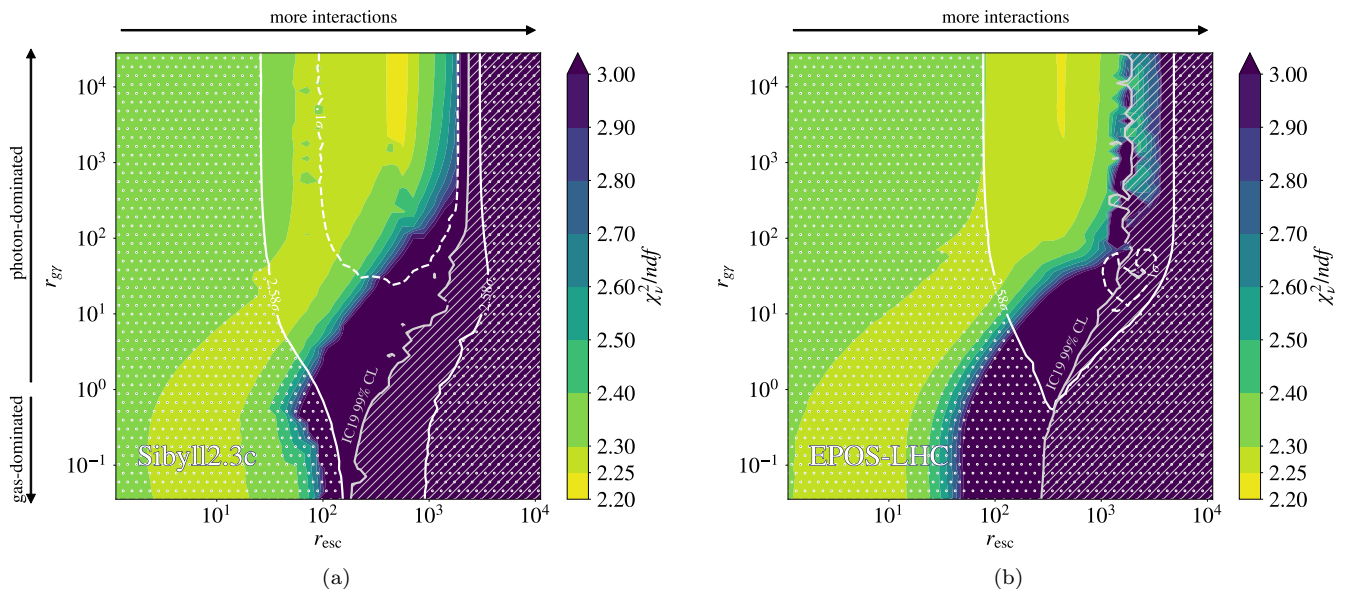


FIG. 5. Reduced χ_ν^2 of UHECR model predictions of the astrophysical neutrino flux as a function of model parameters $r_{\text{esc}} \equiv \tau_{\text{esc}}^{\text{ref}}/\tau_{\text{int}}^{\text{ref}}$ and $r_{g\gamma} \equiv \tau_g^{\text{ref}}/\tau_\gamma^{\text{ref}}$ for SIBYLL2.3C (left) and EPOS-LHC (right). Contours mark best-fitting region to CR data (dashed white contour) and 99% CL exclusion regions based on UHECR data (solid white contour and dotted region) and non-observation of neutrinos above $10^{15.9}$ eV (grey contour and hatched region).

jected spectral index is $\gamma_{\text{inj}} \sim -2$ to -3 .⁸ This clearly demonstrates that processing of the CR spectrum by the source environment can substantially modify the escaping spectral index to be as hard as is required by the Auger spectrum [31], without relying on exotic acceleration mechanisms.

Since a soft injected spectral index requires hadronic interactions to dominate to get a good fit to UHECR data, a substantial flux of neutrinos is produced. This creates a potential tension with the IceCube bound on EHE neutrinos, as shown in Fig. 4. The viability of a soft injected spectral index will be decisively tested by accurate measurement of the neutrino flux at ~ 10 PeV. It is also worth noting that in the gas-dominated regime, where such soft spectral indices can be achieved, EPOS-LHC suffers from tension with both EHE neutrinos and the poor quality of fit it produces to UHECR data.

B. High energy astrophysical neutrino flux

The astrophysical neutrino flux has been studied using several different IceCube datasets [25, 26, 50, 51] with

some tension in the various derived neutrino spectra [51]. We compare the neutrino flux predicted by our UHECR model to the differential flux measurement presented in the Glashow event paper [27] and to the IceCube Cascades dataset [25], because this dataset has the least tension with other IceCube measurements of the astrophysical neutrino flux [25, 51]. However, we stress that until the neutrino spectrum is better determined the results of our analysis must be taken as provisional.

There is no reason to assume that all astrophysical neutrinos are of UHECR origin. Therefore we allow for a component of neutrinos originating from some other source. This non-UHECR component is parametrized by a single power law with an exponential cutoff: $\phi_\nu = \phi_{\nu 0}(E/E_0)^{\gamma_\nu} e^{-E/E_{\text{max},\nu}}$, where $E_0 = 10^{13}$ eV. Given an UHECR model prediction of the neutrino flux, the normalization, spectral index, and cutoff energy of the non-UHECR neutrinos are tuned so that the total neutrino flux gives the best-fit to the IceCube data.

We measure our model's description of the astrophysical neutrino flux using a χ^2 to the data points,

$$\chi^2 = \sum_i \frac{(\phi_{m,i} - \phi_i)^2}{\sigma_{\phi,i}^2}. \quad (14)$$

For energy bins with upper-bounds, we follow the same procedure as for χ_{CR}^2 discussed in Section III, adding an additional $2n_i$ to the χ^2 . Our final figure of merit is $\chi_\nu^2 = \chi^2 + 2\sum_i n_i$, where i runs over energy bins with upper-bounds. We calculate the figure of merit including the Glashow event data point and the portion of the IceCube Cascades dataset within the sensitive energy range, from

⁸ This mechanism can also be achieved by photohadronic interactions, since at high energies $\tau_\gamma \sim E^0$ as well. But in order for the peak of the CR spectrum to be in this regime the photon field needs a very high temperature and CRs require a large number of interactions on average. These two requirements cause the description of the UHECR spectrum and composition to degrade, as well as producing an excess of EHE neutrinos which violates the IceCube bounds.

16 TeV to 2.6 PeV, as determined by IceCube [25].

Fig. 5 shows the ability of UHECR models to accurately describe the astrophysical neutrino flux. The best-fitting source environments are photon-dominated with $\langle N_{\text{int}} \rangle \sim 100 - 1000$ interactions on average for the reference nucleus. Remarkably, for SIBYLL2.3C this region also corresponds to the region best-fitting UHECR data. By contrast these regions are disconnected for EPOS-LHC, making a common origin possible but less natural than for SIBYLL2.3C. Given that the region best-fitting the astrophysical neutrino flux corresponds to photon-dominated sources, uncertainties in the modeling of hadronic interactions in the source environment are not relevant to this result.

We note that at low values of r_{esc} very few interactions occur before escape so that UHECRs do not produce a substantial neutrino flux. In this case the goodness-of-fit to the astrophysical neutrino flux approaches a constant value because the spectrum is dominated by the non-UHECR component of neutrinos.

The predicted neutrino fluxes with the smallest χ^2_ν allowed by multimessenger data are shown in Figs. 1 and 6 for SIBYLL2.3C and EPOS-LHC, respectively.⁹ The parameters for each of these models can be found in Table I. These predictions make clear that UHECR sources may be responsible for the astrophysical neutrino flux at high energies, most importantly producing a sufficient flux to account for the observed Glashow event without conflicting with the bounds on EHE neutrinos. The best-fitting neutrino predictions have a characteristic dip in the neutrino spectrum at ~ 500 TeV. This is very similar to the Hypothesis E model investigated by IceCube in [25], which was shown to be favored over a single power-law spectrum by more than 1σ .

The parameters in Table I show that this description of the astrophysical neutrino flux requires a hard acceleration index $\gamma_{\text{inj}} \gtrsim -1$ and hot photon field $T \sim 9000$ K (corresponding to a peak photon energy of ~ 1 eV), independent of the HIM. In particular, the fit assuming EPOS-LHC additionally relies on a large ratio of source size-to-magnetic coherence length, $r_{\text{size}} = L/\lambda_c \sim 10^5$, so that CRs at the highest energies enter the quasi-ballistic diffusion regime. Such a large separation of scales may not be possible for real astrophysical sources, so this requirement could be viewed as an additional strain on EPOS-LHC in the case of a common origin scenario.

| Parameter | Sibyll2.3c | EPOS-LHC |
|--|------------|----------|
| γ_{inj} | -1.16 | -0.68 |
| $\log_{10}(R_{\text{max}}/V)$ | 18.59 | 18.47 |
| $\log_{10} r_{\text{esc}}$ | 2.65 | 2.65 |
| $\log_{10} r_{g\gamma}$ | 4.35 | 4.45 |
| $\log_{10}(R_{\text{diff}}/V)$ | 17.79 | 18.14 |
| $\log_{10} r_{\text{size}}$ | 0.98 | 4.93 |
| T/K | 8987 | 9000 |
| A_{inj} | 33.5 | 28.0 |
| f_{gal} | 0.82 | 0.79 |
| γ_{gal} | -3.46 | -3.60 |
| $\log_{10}(E_{\text{max}}^{\text{galFe}}/\text{eV})$ | 19.00 | 18.94 |
| A_{gal} | 26.6 | 30.5 |
| $\phi_{\nu 0} [10^{-15}/(\text{GeV cm}^2 \text{ s sr})]$ | 1.98 | 1.98 |
| γ_ν | -2.06 | -2.06 |
| $\log_{10}(E_{\text{max},\nu}/\text{eV})$ | 13.89 | 13.89 |

TABLE I. Parameters corresponding to the models presented in Figs. 1 and 6 for SIBYLL2.3C and EPOS-LHC, respectively. R_{max} is the maximum rigidity of the injected CR spectrum, where the spectrum is cutoff exponentially; A_{inj} is the mass number of the CRs injected into the source environment (non-integers represent the average mass due to a mixture of two consecutive mass numbers); f_{gal} is the fraction of the observed flux at $10^{17.55}$ eV which is Galactic; γ_{gal} is the spectral index, $E^{\gamma_{\text{gal}}}$, of the Galactic spectrum; $E_{\text{max}}^{\text{galFe}}$ is the maximum energy of Galactic iron, where the Galactic component is cutoff exponentially (this parameter sets the maximum rigidity of the Galactic component); A_{gal} is the mass number of the Galactic component (this component is also approximated as having a single mass). All other parameters are defined in the text.

If the common origin scenario could be validated, multimessenger observations would be difficult to reconcile with the source properties required by EPOS-LHC. By contrast, the fit assuming SIBYLL2.3C requires only a ratio of source size-to-magnetic coherence length of ~ 10 . Such a moderate ratio of scales could be accommodated by realistic astrophysical sources and allows SIBYLL2.3C to comfortably explain both UHECR data and astrophysical neutrinos. This HIM-dependence of astrophysical parameters is indirect and occurs due to differences in the inferred-composition at Earth. Future work will more systematically investigate the HIM-dependence of astrophysical parameters to determine the robustness of these differences.

V. SUMMARY

The main findings of this work can be summarized as follows:

- (i) Both photon- and gas-dominated source environments can explain UHECR observations, but gas-dominated environments do so less precisely and are in tension with EHE neutrino constraints (see Fig. 3).
- (ii) Gas-dominated environments can sufficiently

⁹ We note that our model results in a neutrino spectrum which is photohadronically-produced in the source environment and has a lower peak energy than some other models, e.g. [17], because we account for CR interactions with the source environment's hot (relative to the CMB) photon field. Neutrinos produced during extragalactic UHECR propagation also have a lower peak energy than other models due to the lower average energy-per-nucleon of escaping protons imprinted by interactions in the source environment. These protons primarily produce neutrinos by interacting with the cosmic optical background (COB) which has a peak energy of ~ 1 eV.

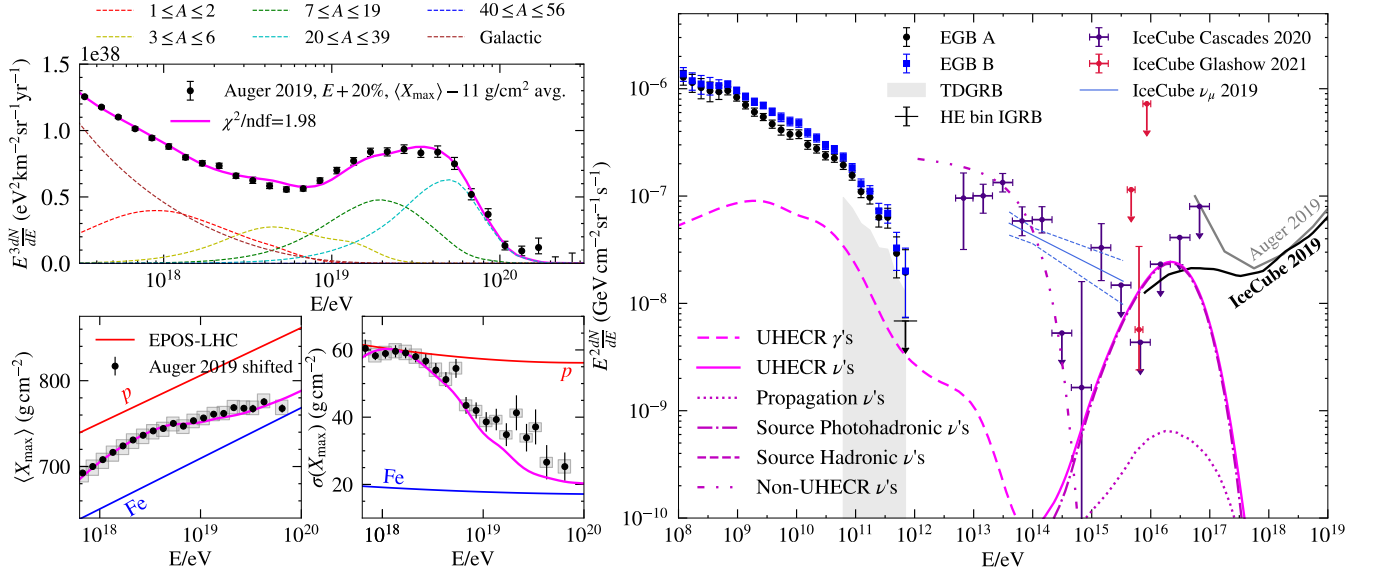


FIG. 6. Predictions of the UHECR source model producing the best description of the astrophysical neutrino flux for EPOS-LHC. **Left:** Same as in Fig. 1, except the red and blue solid lines show the $\langle X_{\max} \rangle$ and $\sigma(X_{\max})$ predictions of EPOS-LHC for pure proton and iron models. **Right:** Same as in Fig. 1.

harden CR spectra to fit UHECR data with a soft accelerator spectral index, as in diffusive shock acceleration, if high-rigidity CRs enter the quasi-ballistic diffusion regime before escaping the source environment (see Fig. 4 and Section IV A).

- (iii) Neutrinos will probe whether UHECR interactions in the source environment are predominantly hadronic or photohadronic, and provide information on the spectral index of the accelerator (see Figs. 3 and 4 and Section IV A).
- (iv) UHECR sources may account for high energy astrophysical neutrinos, above ~ 1 PeV. If so, it will be possible constrain hadronic interaction models (see Fig. 5, Figs. 1 and 6, and Section IV B).

These results directly address the questions presented

in Section I. In particular, result (i) directly addresses question (a); results (ii) and (iii) address question (b); and, result (iv) addresses question (c).

ACKNOWLEDGMENTS

We would like to acknowledge F. Oikonomou for useful feedback on our analysis and A. Fedynitch, N. Globus, K. Murase, W. Winter, and the anonymous referee for helpful comments on the manuscript. The research of MSM was supported in part by the NYU James Arthur Graduate Award and the Ted Keusseff Fellowship. The research of MSM and GRF was supported in part by NSF-2013199. This work was supported in part through the NYU IT High Performance Computing resources, services, and staff expertise.

-
- [1] L. A. Anchordoqui, *Phys. Rept.* **801**, 1 (2019), [arXiv:1807.09645 \[astro-ph.HE\]](#).
 - [2] M. G. Aartsen et al. (IceCube, Fermi-LAT, MAGIC, AGILE, ASAS-SN, HAWC, H.E.S.S., INTEGRAL, Kanata, Kiso, Kapteyn, Liverpool Telescope, Subaru, Swift NuSTAR, VERITAS, VLA/17B-403), *Science* **361**, eaat1378 (2018), [arXiv:1807.08816 \[astro-ph.HE\]](#).
 - [3] R. Stein et al., *Nature Astron.* **5**, 510 (2021), [arXiv:2005.05340 \[astro-ph.HE\]](#).
 - [4] M. Unger, G. R. Farrar, and L. A. Anchordoqui, *Phys. Rev. D* **92**, 123001 (2015), [arXiv:1505.02153 \[astro-ph.HE\]](#).
 - [5] M. S. Muzio, M. Unger, and G. R. Farrar, *Phys. Rev. D* **100**, 103008 (2019), [arXiv:1906.06233 \[astro-ph.HE\]](#).
 - [6] G. Giacinti, M. Kachelrieß, O. Kalashev, A. Neronov, and D. V. Semikoz, *Phys. Rev. D* **92**, 083016 (2015), [arXiv:1507.07534 \[astro-ph.HE\]](#).
 - [7] M. Kachelrieß et al., *Phys. Rev. D* **96**, 083006 (2017), [arXiv:1704.06893 \[astro-ph.HE\]](#).
 - [8] S. Yoshida and K. Murase, *Phys. Rev. D* **102**, 083023 (2020), [arXiv:2007.09276 \[astro-ph.HE\]](#).
 - [9] D. Biehl, D. Boncioli, and C. Lunardini, and W. Winter, *Sci. Rep.* **8**, 10828 (2018), [arXiv:1711.03555 \[astro-ph.HE\]](#).

- [10] K. Fang and K. Murase, *Nature Phys.* **14**, 396 (2018), arXiv:1704.00015 [astro-ph.HE].
- [11] D. Boncioli, D. Biehl, Daniel and W. Winter, *Astrophys. J.* **872**, 110 (2019), arXiv:1808.07481 [astro-ph.HE].
- [12] C. Guépin, K. Kotera, E. Barausse, K. Fang, and K. Murase, *Astron. Astrophys.* **616**, A179 (2018), [Erratum: *Astron. Astrophys.* 636, C3 (2020)], arXiv:1711.11274 [astro-ph.HE].
- [13] B. T. Zhang and K. Murase, *Phys. Rev. D* **100**, 103004 (2019), arXiv:1812.10289 [astro-ph.HE].
- [14] X. Rodrigues et al., *Phys. Rev. Lett.* **126**, 191101 (2021), arXiv:2003.08392 [astro-ph.HE].
- [15] D. Biehl et al., *Astron. Astrophys.* **611**, A101 (2018), arXiv:1705.08909 [astro-ph.HE].
- [16] N. Globus, D. Allard, E. Parizot, and T. Piran, *Astrophys. J. Lett.* **839**, L22 (2017), arXiv:1703.04158 [astro-ph.HE].
- [17] R. Alves Batista, R. M. de Almeida, B. Lago, and K. Kotera, *JCAP* **01**, 002, arXiv:1806.10879 [astro-ph.HE].
- [18] J. Heinze, D. Biehl, A. Fedynitch, D. Boncioli, A. Rudolph, and W. Winter, *Mon. Not. Roy. Astron. Soc.* **498**, 5990 (2020), arXiv:2006.14301 [astro-ph.HE].
- [19] E. Waxman and J. N. Bahcall, *Phys. Rev. D* **59**, 023002 (1999), arXiv:hep-ph/9807282.
- [20] A. Aab et al. (Pierre Auger), *Phys. Rev. D* **102**, 062005 (2020), arXiv:2008.06486 [astro-ph.HE].
- [21] A. Aab et al. (Pierre Auger), *Phys. Rev. Lett.* **125**, 121106 (2020), arXiv:2008.06488 [astro-ph.HE].
- [22] V. Verzi (Pierre Auger), *PoS ICRC2019*, 450 (2020).
- [23] A. Yushkov (Auger), *PoS ICRC2019*, 482 (2020).
- [24] M. Ackermann et al. (Fermi-LAT), *Astrophys. J.* **799**, 86 (2015), arXiv:1410.3696 [astro-ph.HE].
- [25] M. G. Aartsen et al. (IceCube), *Phys. Rev. Lett.* **125**, 121104 (2020), arXiv:2001.09520 [astro-ph.HE].
- [26] J. Stettner (IceCube), *PoS ICRC2019*, 1017 (2020), arXiv:1908.09551 [astro-ph.HE].
- [27] M. G. Aartsen, et al. (IceCube), *Nature* **591**, 220 (2021).
- [28] M. G. Aartsen et al. (IceCube), *Phys. Rev. D* **98**, 062003 (2018), arXiv:1807.01820 [astro-ph.HE].
- [29] A. Aab et al. (Pierre Auger), *JCAP* **10**, 022, arXiv:1906.07422 [astro-ph.HE].
- [30] B. Robertson, R. Ellis, S. Furlanetto, and J. Dunlop, *Astrophys. J.* **802**, 19 (2015), arXiv:1502.02024 [astro-ph.CO].
- [31] Aab, Alexander et al. (Pierre Auger), *JCAP* **1704** (04), 038, [Erratum: *JCAP*1803,no.03,E02(2018)], arXiv:1612.07155 [astro-ph.HE].
- [32] N. Globus, D. Allard, and E. Parizot, *Astron. Astrophys.* **479**, 97 (2008), arXiv:0709.1541 [astro-ph].
- [33] S. Mollerach and E. Roulet, *JCAP* **10**, 013, arXiv:1305.6519 [astro-ph.HE].
- [34] *The Pierre Auger Observatory: Contributions to the 35th International Cosmic Ray Conference (ICRC 2017)* (2017) arXiv:1708.06592 [astro-ph.HE].
- [35] D. F. G. Fiorillo, A. Van Vliet, S. Morisi, and W. Winter, *JCAP* **07**, 028, arXiv:2103.16577 [astro-ph.HE].
- [36] R. Alves Batista, A. Dundovic, M. Erdmann, K.-H. Kampert, D. Kuempel, G. Müller, G. Sigl, A. van Vliet, D. Walz, and T. Winchen, *JCAP* **05**, 038, arXiv:1603.07142 [astro-ph.IM].
- [37] C. Baus, T. Pierog, and R. Ulrich, CRMC (Cosmic Ray Monte Carlo package), <https://github.com/alismw/crmc> (2016).
- [38] T. Pierog et al., *Phys. Rev.* **C92**, 034906 (2015), arXiv:1306.0121 [hep-ph].
- [39] A. Fedynitch, F. Riehn, R. Engel, T. K. Gaisser, and T. Stanev, *Phys. Rev. D* **100**, 103018 (2019), arXiv:1806.04140 [hep-ph].
- [40] P. Baerwald, S. Hummer, and W. Winter, *Astropart. Phys.* **35**, 508 (2012), arXiv:1107.5583 [astro-ph.HE].
- [41] D. Harari, S. Mollerach, and E. Roulet, *Phys. Rev. D* **89**, 123001 (2014), arXiv:1312.1366 [astro-ph.HE].
- [42] P. Abreu et al. (Pierre Auger), *JCAP* **1302**, 026, arXiv:1301.6637 [astro-ph.HE].
- [43] A. Aab et al. (Pierre Auger), *Phys. Rev. D* **90**, 122005 (2014), arXiv:1409.4809 [astro-ph.HE].
- [44] A. Aab et al. (Pierre Auger), *Phys. Rev. D* **90**, 122006 (2014), arXiv:1409.5083 [astro-ph.HE].
- [45] V. Verzi, for the Pierre Auger Collaboration, in *33rd International Cosmic Ray Conference* (2013) arXiv:1307.5059 [astro-ph.HE].
- [46] S. Baker and R. D. Cousins, *Nucl. Instrum. Meth.* **221**, 437 (1984).
- [47] P. A. Zyla et al. (Particle Data Group), *PTEP* **2020**, 083C01 (2020).
- [48] A. H. Rosenfeld, *Ann. Rev. Nucl. Part. Sci.* **25**, 555 (1975).
- [49] G. J. Feldman and R. D. Cousins, *Phys. Rev. D* **57**, 3873 (1998), arXiv:physics/9711021 [physics.data-an].
- [50] M. G. Aartsen et al. (IceCube), *Phys. Rev. D* **99**, 032004 (2019), arXiv:1808.07629 [hep-ex].
- [51] R. Abbasi et al. (IceCube), The IceCube high-energy starting event sample: Description and flux characterization with 7.5 years of data (2020), arXiv:2011.03545 [astro-ph.HE].

Appendix A: Single-component astrophysical neutrino flux

Figs. 7 and 8 show the best-fitting astrophysical neutrino flux produced by UHECR sources alone (i.e. not including a non-UHECR component of neutrinos as was explored in Section IV B). In particular, these fits cannot reproduce the low-energy part of the astrophysical neutrino flux observed by IceCube. This makes clear that UHECR sources alone cannot explain the entire flux of astrophysical neutrinos while also accurately reproducing the UHECR spectrum and composition and remaining consistent with bounds on EHE neutrinos.

Appendix B: Softest spectral index $\gamma_{\text{inj}} \lesssim -2$ compatible with multimessenger data

Fig. 9 shows the predictions of the UHECR model with the softest accelerator spectral index $\gamma_{\text{inj}} \lesssim -2$ compatible with multimessenger data. This fit assumes the SIBYLL2.3c HIM. (No corresponding fit is presented for EPOS-LHC as such soft spectral indices are entirely ruled out by UHECR and EHE neutrino constraints.) Table II gives the parameters for this particular fit which has spectral index $\gamma_{\text{inj}} = -2.1$, similar to the spectral index predicted by diffusive shock acceleration. To achieve

this fit a source size-to-magnetic coherence length ratio of ~ 3000 is required so that CRs at the highest rigidities enter the quasiballistic regime, allowing for a sufficient hardening of the spectrum.

The right panel of Fig. 9 shows that a soft spectral index $\gamma_{\text{inj}} \sim -2$ can account for the general level of flux observed in astrophysical neutrinos at all energies, but not the shape. The observed astrophysical neutrino flux has an inferred spectral index of $\gamma \sim -2.5$ using a single power-law spectrum. However since the spectral index of neutrinos is inherited from the spectral index of the accelerated CRs, this is too soft to be compatible with multimessenger data.

| Parameter | Sibyll2.3c |
|--|------------|
| γ_{inj} | -2.1 |
| $\log_{10}(R_{\text{max}}/V)$ | 18.8 |
| $\log_{10} r_{\text{esc}}$ | 2.75 |
| $\log_{10} r_{g\gamma}$ | 0.45 |
| $\log_{10}(R_{\text{diff}}/V)$ | 16.97 |
| $\log_{10} r_{\text{size}}$ | 3.51 |
| T/K | 200 |
| A_{inj} | 30.1 |
| f_{gal} | 0.82 |
| γ_{gal} | -3.42 |
| $\log_{10}(E_{\text{max}}^{\text{galFe}}/\text{eV})$ | 18.88 |
| A_{gal} | 26.3 |

TABLE II. Parameters corresponding to the model in Fig. 9, having the softest spectral index $\gamma_{\text{inj}} \lesssim -2$ of the accelerator compatible with multimessenger data. See the caption of Table I for parameter definitions.

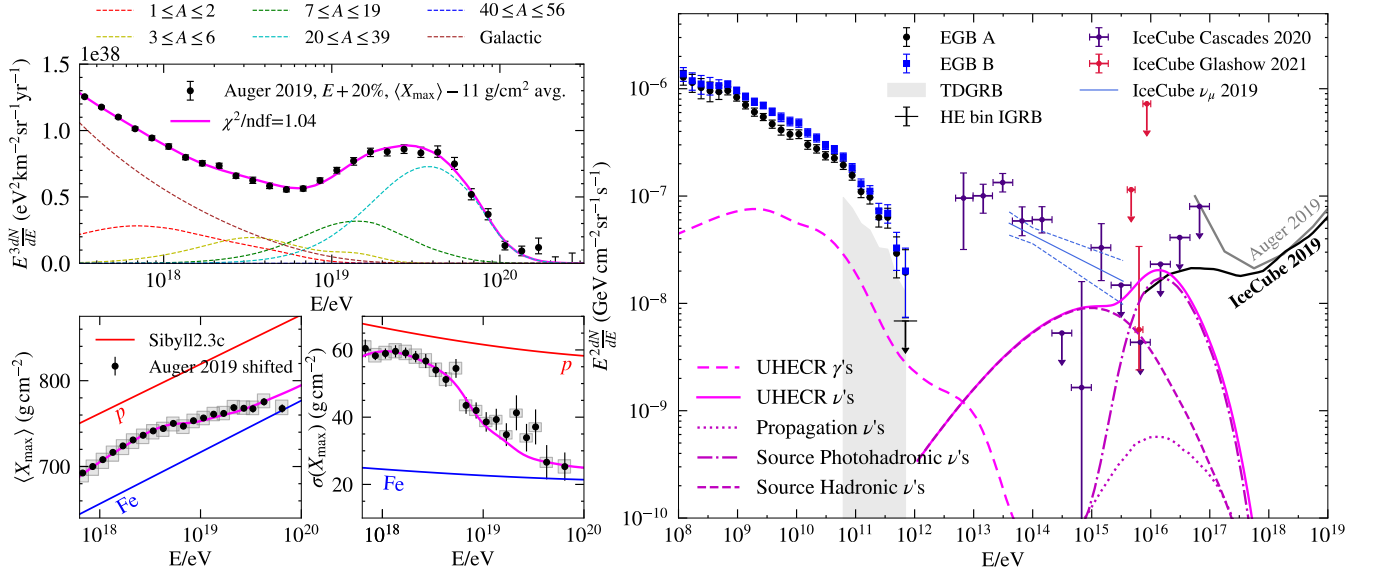


FIG. 7. Predictions of the UHECR source model producing the best description of the astrophysical neutrino flux, when omitting a non-UHECR neutrino component; otherwise as in Fig. 1.

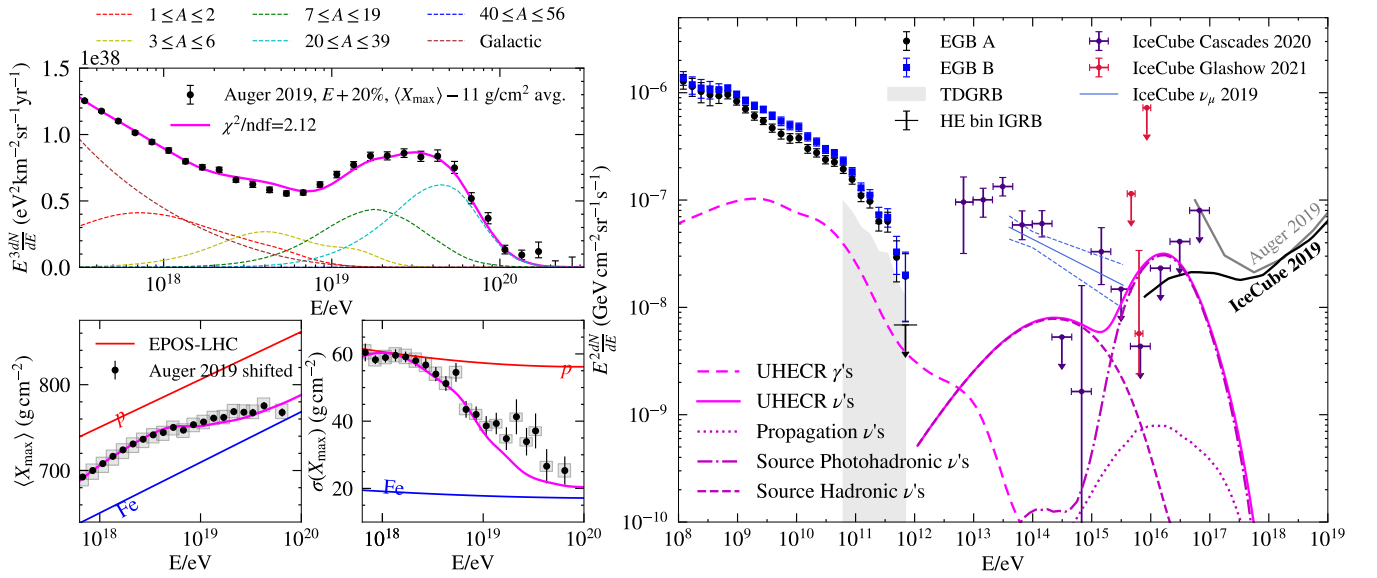


FIG. 8. As in Fig. 7 but for EPOS-LHC.

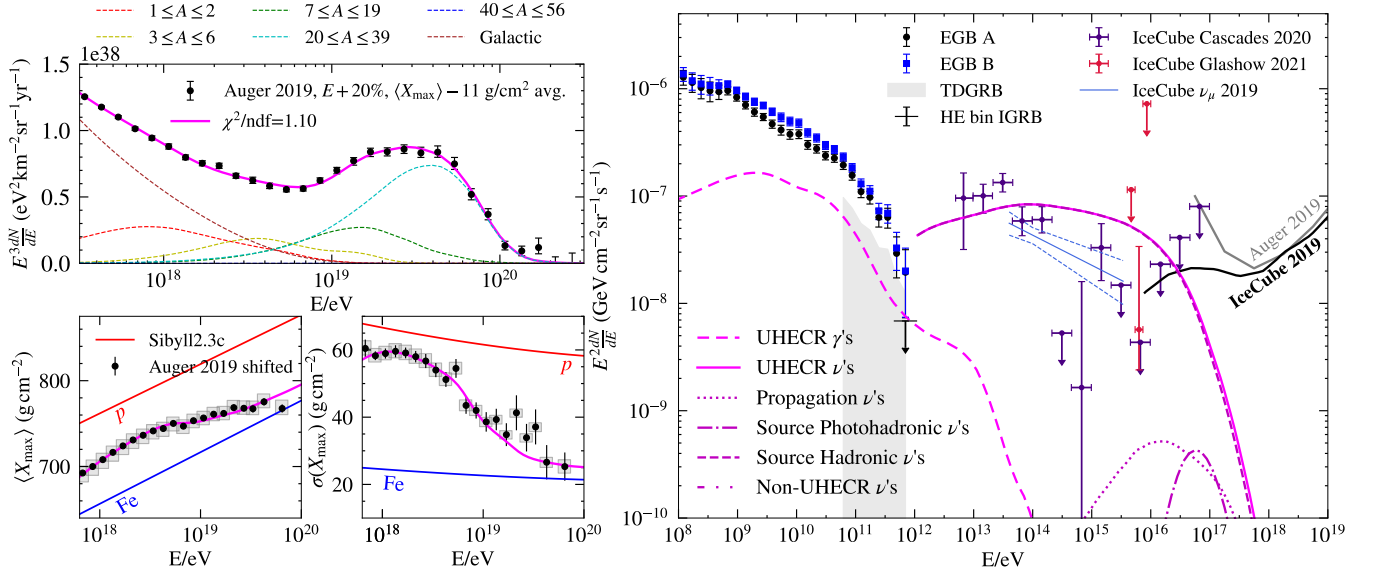


FIG. 9. Predictions of the UHECR source model with the softest accelerator spectral index $\gamma_{\text{inj}} \lesssim -2$ compatible with multimessenger data. This fit assumes SIBYLL2.3C. A non-UHECR component of astrophysical neutrinos has been omitted. **Left:** Same as in Fig. 1. **Right:** Same as in Fig. 1.