

Importance of the Ion-Pair Lifetime in Polymer Electrolytes

Harish Gudla, Yunqi Shao, Supho Phunnarungsi, Daniel Brandell, and Chao Zhang*

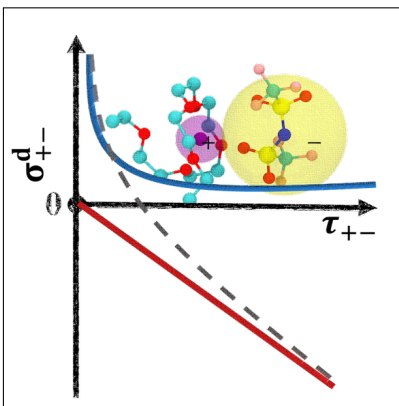
Department of Chemistry-Ångström Laboratory, Uppsala University, Lägerhyddsvägen 1, BOX 538, 75121, Uppsala, Sweden

E-mail: chao.zhang@kemi.uu.se

Abstract

Ion-pairing is commonly considered as a culprit for the reduced ionic conductivity in polymer electrolyte systems. However, this simple thermodynamic picture should not be taken literally, as ion-pairing is a dynamical phenomenon. Here we construct model PEO–LiTFSI systems with different degree of ion-pairing by tuning solvent polarity, and examine the relation between the cation-anion distinct conductivity σ_{+-}^d and the lifetime of ion-pairs τ_{+-} using molecular dynamics simulations. It is found that there exist two distinct regimes where σ_{+-}^d scales with $1/\tau_{+-}$ and τ_{+-} respectively, and the latter is a signature of longer-lived ion-pairs which contribute negatively to the total ionic conductivity. This suggests that ion-pairs are kinetically different depending on the solvent polarity, which renders the ion-pair lifetime highly important when discussing its effect on ion transport in polymer electrolyte systems.

Graphical TOC Entry



Ion-pairing in electrolyte solutions¹⁻⁶ results from a delicate balance between ion-solvent and ion-ion interactions. One common approach to define an ion-pair is using Bjerrum's criterion,⁷ in which the distance r_{+-} is smaller than the effective range $-q_+q_-/2\epsilon k_b T$ (half of the Bjerrum length) with ϵ as the dielectric constant of the solution, q_+ and q_- being the ionic charges, the Boltzmann constant k_b , and the temperature T . Bjerrum's criterion suggests that the solvent polarity plays a critical role in the formation of ion-pairs, rendering a distinction between contact ion-pairs (CIPs) and solvent separated ion-pairs (SSIPs).¹ In addition, it implies that the formation of pairs of equal ionic species is unlikely to occur due to the electrostatic repulsion, but that the possibility of forming triplets or larger aggregates, e.g. a anion-cation-anion cluster, cannot be excluded.^{8,9}

The idea that ion-pairing affects the ionic conductivity was introduced early on by Arrhenius, who ascribed the decrease of the equivalent conductivity at a higher concentration to the formation of charge-neutral ion-pairs.¹⁰ This idea has been put forward using the molar conductivity ratio $\Lambda_{\text{EIS}}/\Lambda_{\text{NMR}}$ measured by electrochemical impedance spectroscopy (EIS) and pulse-field gradient NMR to quantify the ionicity (the degree of dissociativity), particularly for ionic liquids^{11,12} and polymer electrolytes.¹³ Nevertheless, it has been realized that deviations of the ionic conductivity from the Nernst-Einstein relation cannot solely be attributed to the formation of ion-pairs,¹⁴⁻¹⁶ where other factors such as the hydrodynamic interactions manifested via viscosity can play an important role.¹⁷

To describe the effect of ion-pairing on the ionic conductivity, one needs an observable which can be accessed both theoretically and experimentally. The key quantity used here is the cation-anion distinct conductivity σ_{+-}^{d} from liquid state theory:^{18,19}

$$\sigma_{+-}^{\text{d}} = \lim_{t \rightarrow \infty} \frac{1}{3tk_b T \Omega} \left[\sum_{i,+} \sum_{j,-} \langle q_{i,+} q_{j,-} \Delta \mathbf{r}_{i,+}(t) \cdot \Delta \mathbf{r}_{j,-}(t) \rangle \right] \quad (1)$$

where Ω is the volume of the system and $\Delta \mathbf{r}(t)$ is the displacement vector of each ion at time t . Note that σ_{+-}^{d} is experimentally measurable^{20,21} and directly related to the Onsager

transport coefficient Ω_{+-} .^{19,22}

Somewhat unexpectedly, σ_{+-}^d is often found positive (instead of negative as in Arrhenius’ picture) in different types of electrolyte systems, spanning categories from aqueous electrolyte solutions to polymer ionic liquids.^{15,17,23–27} This suggests that the existence of ion-pairs, as evinced by a number of spectroscopic experiments,^{28–30} does not necessarily imply a negative contribution to the measured ionic conductivity but can instead contribute to an increase in the transport of ions. Therefore, understanding the ion-pairing effect on polymer electrolytes is crucial, as their application in energy storage systems is largely limited by a low ionic conductivity.^{31–33}

The crucial point to this conundrum lies in the fact that Bjerrum’s convention is a thermodynamic criterion while the ionic conductivity is a dynamical property. Therefore, the lifetime of charge-neutral ion-pairs needs to be considered explicitly when discussing the contribution of ion-pairing to the ionic conductivity, in addition to the distance criterion due to the thermodynamic stability. In other words, an ion-pair should be “long-lived enough to be a recognizable kinetic entity”.³⁴

Theoretically, the lifetime of ion-pairs τ_{+-} can be extracted from the normalized time correlation function of the cation-anion pairs in molecular dynamics (MD) simulations:³⁵

$$P(s) = \frac{\sum_i^N \sum_j^N \langle \theta(r_c - r_{ij}(0)) \cdot f(r_{ij}; s) \rangle}{\sum_i^N \sum_j^N \langle \theta(r_c - r_{ij}(0)) \rangle} \quad (2)$$

where $f(r_{ij}; s)$ is a window function to detect whether a pair of cation-anion lies within the cutoff r_c for a given period s .

The first approach is to use the product of the Heaviside functions $\theta(x)$ defined by a time series of pairwise distances r_{ij} between a pair of cation-anion, as follows³⁶

$$f_{\text{PT}}(r_{ij}; s) = \prod_{t < s} \theta(r_c - r_{ij}(t)) \quad (3)$$

However, the persistence time (PT) from this procedure clearly neglects recrossing events,

e.g. reactions passing over the transition state but returning to the reactant afterwards, which has been discussed extensively for hydrogen bond dynamics.^{35,37} Here, we used the stable states picture (SSP) of chemical reactions proposed by Laage and Hynes, which remedies this problem.³⁸ Then $f(r_{ij}; s)$ in SSP is given as:

$$f_{\text{SSP}}(r_{ij}; s) = \prod_{t < s} \theta(r_{\text{c,prod}} - r_{ij}(t)) \quad (4)$$

where $r_{\text{c,prod}}$ is the product SSP boundary, which corresponds to the cation-anion distance at the half height of the second peak in the radial distribution function (RDF). Then, r_{c} in Eq. 2 should be replaced by the reactant SSP boundary $r_{\text{c,react}}$, which is at the first maximum of the cation-anion RDF.

To investigate the relation between σ_{+-}^{d} and τ_{+-} in polymer electrolyte systems, we constructed simulation boxes consisting of 200 PEO polymer chains each with 25 EO repeating units and 400 LiTFSI ion pairs ($[\text{Li}^+]/[\text{EO}]$ concentration = 0.08). As indicated by Bjerrum’s criterion, the solvent polarity strongly modulates the ion-pairing. This motivated us to apply the charge scaling method³⁹ to PEO molecules to change the degree of ion-pairing. General AMBER force field (GAFF)⁴⁰ parameters were used for describing bonding and non-bonding interactions in PEO and LiTFSI and all molecular dynamics (MD) simulations were performed using GROMACS 2018.1.⁴¹ All systems were properly equilibrated to make sure that the simulation length is larger than the Rouse time of the polymer. Details for the system setup and MD simulations can be found in the Supporting Information Section A.1.

Before discussing our main result, it is necessary to check how structural and transport properties change when we tweak the handle of the solvent polarity. Here, the solvent polarity is described by the dielectric constant of the system ε_P , which was computed for each polymer electrolyte system (See Section A.2 in the Supporting Information for details).

The RDFs of Li-N(TFSI) are plotted in Fig. 1a, where peaks in the Li-N(TFSI) RDF increase significantly when ε_P becomes smaller. This is a sign of formation of ion-pairs,

which is also evinced in Fig. 2. Accordingly, there is an optimal value in the total Green-Kubo conductivity σ_{G-K} when modulating the solvent polarity as seen in Fig. 1b. Both of these results support our previous observations of the effect of solvent polarity on the Li^+ transportation in PEO-LiTFSI systems⁴² and agree with other recent studies of polymer electrolyte systems.^{43,44}

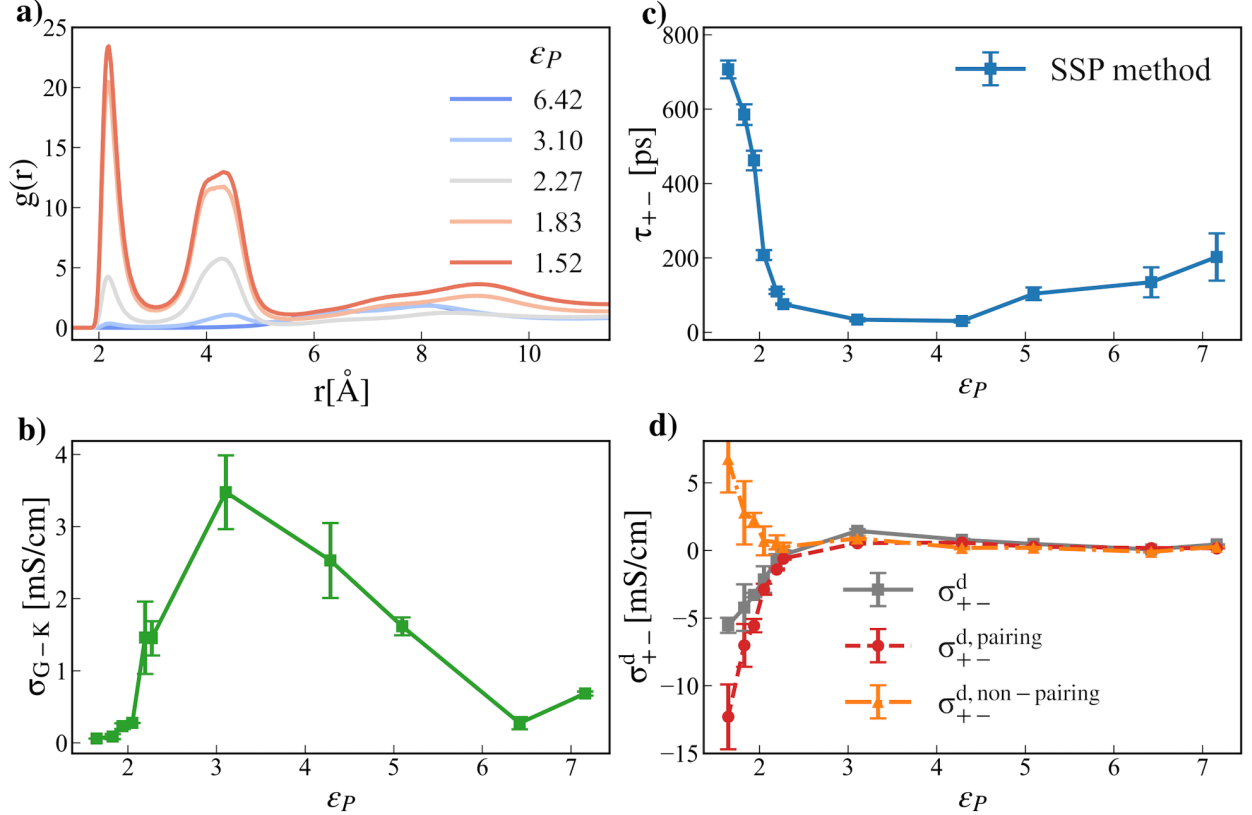


Figure 1: a) The Li-N(TFSI) radial distribution function at different solvent polarity strengths (as quantified by the dielectric constant ϵ_P); b) The total conductivity σ_{G-K} computed from the Green-Kubo relation as a function of ϵ_P ; c) The lifetime of ion-pairs τ_{+-} computed from the SSP method as a function of ϵ_P where $r_{c, \text{reac}} = 2.1$ Å and $r_{c, \text{prod}} = 3.8 - 5.5$ Å; d) The cation-anion distinct conductivity σ_{+-}^d (and its decomposition into pairing and non-pairing contributions) as function of ϵ_P .

Fig. 1c and Fig. 1d, on the other hand, demonstrate novel phenomena. The lifetime of ion-pairs increases when ϵ_P is either high or low, and reaches a minimum at the intermediate

value of ε_P (See Section A.3 in the Supporting Information for further details of calculations of the lifetime of ion-pairs and comparison of outcomes from Eq. 3 and Eq. 4). Inspecting Fig. 1b and Fig. 1c, one may attempt to relate the opposite trend shown in the total ionic conductivity σ_{G-K} to that of τ_{+-} . However, the lifetime increases much more rapidly at lower dielectric constant regime ($\varepsilon_P < 2.3$) compared to that at higher dielectric constant regime ($\varepsilon_P > 3$). This suggests there are different types of ion-pairs in polymer electrolyte systems under investigation here. Looking at the cation-anion distinct conductivity σ_{+-}^d , one can clearly see that it goes from positive to negative when ε_P becomes smaller (note that $\sigma_{+-}^d > 0$ corresponds to anti-correlated cation-anion movements for the sign convention used in this work.). In particular, the rapid decrement in σ_{+-}^d at lower ε_P seems in accord with the rapid increment in τ_{+-} . These observations also point to the direction that these two key properties of ion-pairs, namely σ_{+-}^d and τ_{+-} , must be closely related.

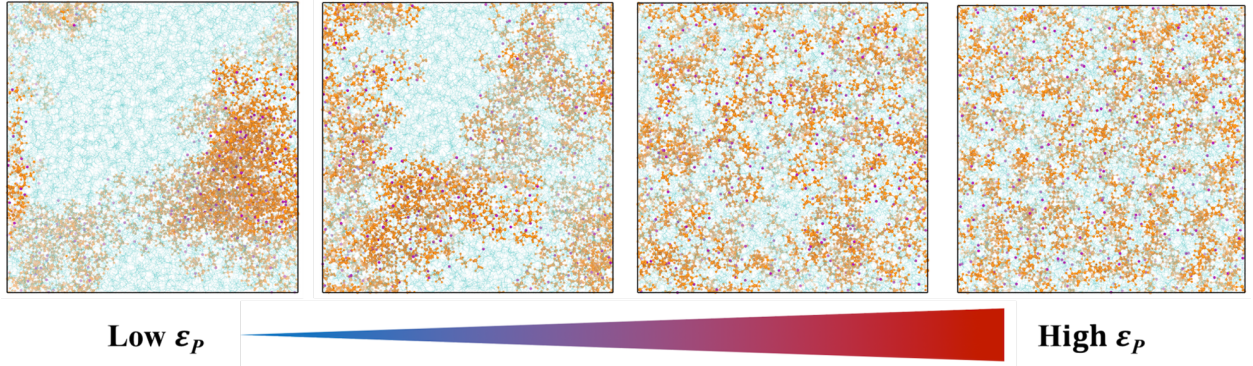


Figure 2: The modulation of ion-pairing in PEO-LiTFS systems by solvent polarity ε_P . Sky blue - PEO chains, Purple - Li-ions and Orange - TFSI ions.

This leads to our main result shown in Fig. 3. What we find is that there exist two distinct regimes: σ_{+-}^d scales with $1/\tau_{+-}$ (for higher values of ε_P) and σ_{+-}^d scales with τ_{+-} (for lower values of ε_P). Moreover, the transition between these two regimes shows a combined feature. Therefore, the general scaling relation we propose for polymer electrolyte systems is:

$$\sigma_{+-}^d \sim \left(\frac{A}{\tau_{+-}} + B \cdot \tau_{+-} \right) \quad (5)$$

where both A and B are system-dependent coefficients. Therefore, what matters to discussions of the ion-pairing effect on transport properties in polymer electrolytes is not whether ion-pairs are present or not in the system but how long they live. By establishing the scaling relation for ion-pairs from MD simulations, one could predict the lifetime of ion-pairs using the measured value of σ_{+-}^d in experiments.²⁷

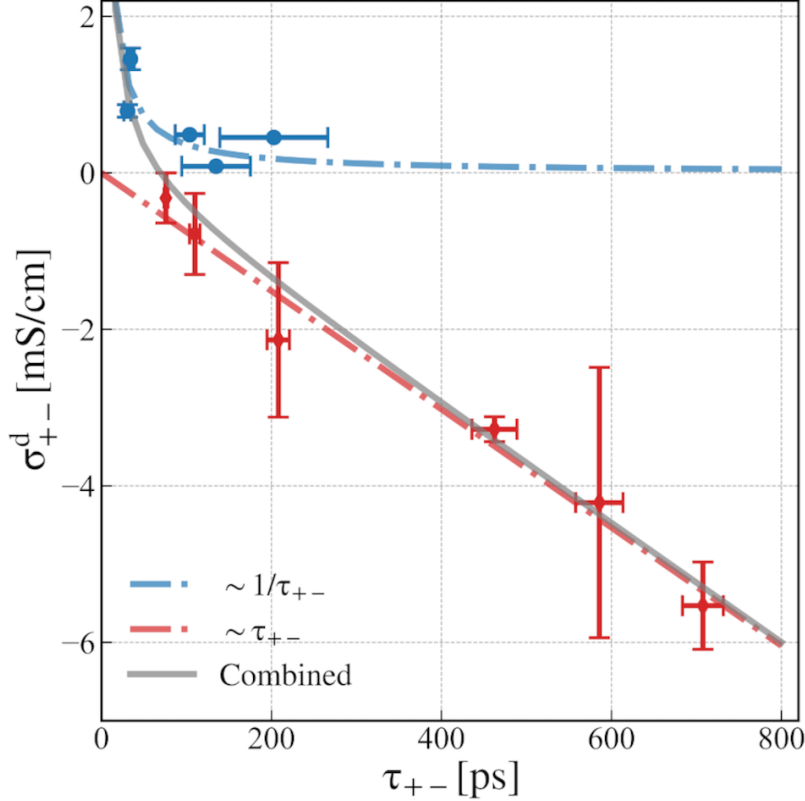


Figure 3: The scaling relation between the cation-anion distinct conductivity σ_{+-}^d and the lifetime of ion-pairs τ_{+-} computed from the SSP method for PEO-LiTFSI polymer electrolyte systems with different solvent polarity strengths.

Then, the immediate question appears why shorter-lived ion-pairs scale with $1/\tau_{+-}$ while longer-lived counterparts scale with τ_{+-} ? The first scaling relation seems rather general, as already observed in ionic liquids, organic electrolytes, polymer ionic liquids and salt-doped homopolymers.^{23,27,45–47} This is reminiscent of the Walden rule or the Stokes-Einstein relation. The second scaling relation we find in this work is a consequence of that τ_{+-}

computed from the SSP method equals to the inverse of the reactive flux rate constant $1/k_{\text{RF}}$ ³⁸ for the ion-pair dissociation and $1/k_{\text{RF}}$ is proportional to the concentration of ion-pairs from the law of mass action. Since σ_{+-}^{d} is also proportional to the number of ion-pairs, this leads to the observation that σ_{+-}^{d} scales linearly with τ_{+-} .

It is worth to mention that σ_{+-}^{d} includes both contributions from the longer-lived ion-pairs and the remainder. This suggests that one could further separate these two contributions for longer-lived pairs:

$$\sigma_{+-}^{\text{d, pairing}} = \lim_{t \rightarrow \infty} \frac{1}{3tk_b T \Omega} \left[\sum_{i,+} \sum_{j,-} \langle q_{i,+} q_{j,-} \Delta \mathbf{r}_{i,+}(t) \cdot \Delta \mathbf{r}_{j,-}(t) \cdot f_{\text{SSP}}(r_{ij}; s) \rangle \right] \quad (6)$$

where f_{SSP} is the same function given by Eq. 4. Then, the contribution from the remainder is simply $\sigma_{+-}^{\text{d, non-pairing}} = \sigma_{+-}^{\text{d}} - \sigma_{+-}^{\text{d, pairing}}$. Here, the parameter s is chosen to be 2 ns, as decided by the convergence of the conductivity calculation (See Section A.4 in the Supporting Information).

The result of this decomposition is shown in Fig. 1d. $\sigma_{+-}^{\text{d, pairing}}$ remains zero until a lower value of ε_P . This agrees with the appearance of longer-lived ion-pairs as seen in Fig. 1c. More interestingly, in the presence of longer-lived ion-pairs, $\sigma_{+-}^{\text{d, pairing}}$ is negative, but $\sigma_{+-}^{\text{d, non-pairing}}$ is positive instead. To understand why, we made a toy model of NaCl solution where all Na-Cl are paired up with holonomic constraints. Details for the system setup and MD simulations can be found in Section B of the Supporting Information.

Mean square charge displacements (MSCD, i.e. quantities inside the square bracket in Eq. 1 and Eq. 6) of this toy model are shown in Fig. 4, for the total ionic conductivity $\sigma_{\text{G-K}}$, self-conductivities $(\sigma_+ + \sigma_-)$, the sum of cation-cation and anion-anion distinct conductivities $(\sigma_{++}^{\text{d}} + \sigma_{--}^{\text{d}})$, as well as $\sigma_{+-}^{\text{d, pairing}}$ and $\sigma_{+-}^{\text{d, non-pairing}}$. Since all Na-Cl ion-pairs are permanent by construction, the total ionic conductivity as the sum of all these individual contributions mentioned above must be zero (i.e. the slope of MSCD “total” is zero), as evinced in Fig. 4. Moreover, self-conductivities $(\sigma_+ + \sigma_-)$ should be exactly the negative of the direct part

of the cation-anion distinct conductivity $\sigma_{+-}^{\text{d, pairing}}$, as seen also in Fig. 4. Based on these considerations, we know that the sum of σ_{++}^{d} , σ_{--}^{d} and $\sigma_{+-}^{\text{d, non-pairing}}$ is zero as well. As shown in Fig. 4, σ_{++}^{d} and σ_{--}^{d} are negative while $\sigma_{+-}^{\text{d, non-pairing}}$ is positive in the toy model with permanent ion-pairs. This provides a rationale to the opposite signs of $\sigma_{+-}^{\text{d, pairing}}$ and $\sigma_{+-}^{\text{d, non-pairing}}$ as seen in Fig. 1d of PEO-LiTFSI systems. Nevertheless, one should be aware that the situation with ion aggregates will be different, as σ_{++}^{d} and σ_{--}^{d} could be positive instead.

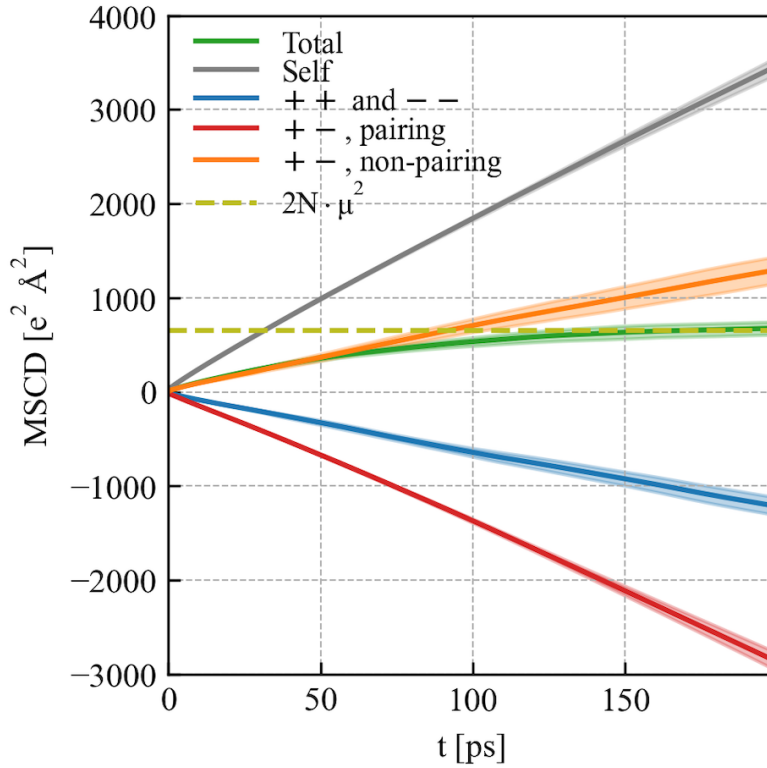


Figure 4: Mean square charge displacements (MSCD) of a 5 mol NaCl solution with permanent ion-pairs (in the same order as those appeared in the key box): for the total ionic conductivity $\sigma_{\text{G-K}}$, the self-conductivity ($\sigma_{+} + \sigma_{-}$), the sum of cation-cation and anion-anion distinct conductivities ($\sigma_{++}^{\text{d}} + \sigma_{--}^{\text{d}}$), the ion-pairing part of the cation-anion distinct conductivity $\sigma_{+-}^{\text{d, pairing}}$ and the remainder part $\sigma_{+-}^{\text{d, non-pairing}}$. N is the number of ion-pairs in the system and μ is the dipole moment of each ion-pair.

To sum up, following Bjerrum’s criterion, we have constructed PEO-LiTFSI systems in

our MD simulations with different degree of ion-pairing by modulating the solvent polarity. What we found is that there exist two distinct regimes where the cation-anion distinct conductivity σ_{+-}^d scales with $1/\tau_{+-}$ and with τ_{+-} respectively. The linear scaling of σ_{+-}^d with respect to the lifetime of the ion-pairs τ_{+-} is a signature of longer-lived ion-pairs which reduce the total ionic conductivity. By establishing this scaling relation, one could infer the lifetime of ion-pairs from the experimentally measured cation-anion distinct conductivity. This further suggests that what matters to discussions of the ion-pairing effect on transport properties in polymer electrolytes is not the presence of ion-pairs but the corresponding lifetime.

In the scaling relation we found in our MD simulations (Eq. 5), the coefficient A is positive which suggests anti-correlated movements of cation-anions and shorter-lived ion-pairs. This hints that ion aggregates analyzed in previous MD studies of the PEO-LiTFSI system⁴⁸ would not populate in this scenario, in line with conclusions drawn from other experimental works for polymer electrolytes.^{49,50} Nevertheless, it is worth to note that early experiments on aqueous ionic solutions show that σ_{+-}^d can flip the sign from negative (correlated) to positive (anti-correlated) when increasing the salt concentration,²⁰ which is intriguing. This clearly indicates that the cation-anion distinct conductivity σ_{+-}^d is a sensitive probe to the convoluted ion-ion correlations, which calls for further investigations from both experiments and simulations to understand its nature and its relationship with other static and dynamical properties in electrolyte systems.

Supporting Information Available

Descriptions of the setup and MD simulations of PEO-LiTFSI systems and NaCl solution with permanent ion-pairs.

Acknowledgement

This work has been supported by the European Research Council (ERC), grant no. 771777 “FUN POLYSTORE” and the Swedish Research Council (VR), grant no. 2019-05012. The authors thanks funding from the Swedish National Strategic e-Science program eSSSENCE and STandUP for Energy. The simulations were performed on the resources provided by the Swedish National Infrastructure for Computing (SNIC) at NSC, PDC and UPPMAX.

References

- (1) Marcus, Y.; Hefter, G. Ion pairing. *Chem. Rev.* **2006**, *106*, 4585–4621.
- (2) Macchioni, A. Ion pairing in transition-metal organometallic chemistry. *Chem. Rev.* **2005**, *105*, 2039–2074.
- (3) Rehm, T. H.; Schmuck, C. Ion-pair induced self-assembly in aqueous solvents. *Chem. Soc. Rev.* **2010**, *39*, 3597–3611.
- (4) Brak, K.; Jacobsen, E. N. Asymmetric ion-pairing catalysis. *Angew. Chem. Int. Edit.* **2012**, *52*, 534–561.
- (5) Nav Nidhi, R.; Xiaohui, Q.; Niya, S.; Anthony, K. B.; Kristin, A. P. The coupling between stability and ion pair formation in magnesium electrolytes from first-principles quantum mechanics and classical molecular dynamics. *J. Am. Chem. Soc.* **2015**, *137*, 1–10.
- (6) Huang, Y.; Liang, Z.; Wang, H. A dual-ion battery has two sides: the effect of ion-pairs. *Chem. Commun.* **2020**, *56*, 10070–10073.
- (7) Bjerrum, N. Untersuchungen über Ionenassoziation. I. *Kgl. Danske Vid. Selskab. Math.-Fys. Medd.* **1926**, *7*, 1 – 48.

- (8) Evans, J.; Vincent, C. A.; Bruce, P. G. Electrochemical measurement of transference numbers in polymer electrolytes. *Polymer* **1987**, *28*, 2324–2328.
- (9) Villaluenga, I.; Pesko, D. M.; Timachova, K.; Feng, Z.; Newman, J.; Srinivasan, V.; Balsara, N. P. Negative Stefan-Maxwell diffusion coefficients and complete electrochemical transport characterization of homopolymer and block copolymer electrolytes. *J. Electrochem. Soc.* **2018**, *165*, A2766–A2773.
- (10) Fawcett, W. R. *Liquids, solutions, and interfaces: From classical macroscopic descriptions to modern microscopic details*; Oxford University Press: Oxford, New York, 2004.
- (11) MacFarlane, D. R.; Forsyth, M.; Izgorodina, E. I.; Abbott, A. P.; Annat, G.; Fraser, K. On the concept of ionicity in ionic liquids. *Phys. Chem. Chem. Phys.* **2009**, *11*, 4962–4967.
- (12) Ueno, K.; Tokuda, H.; Watanabe, M. Ionicity in ionic liquids: correlation with ionic structure and physicochemical properties. *Phys. Chem. Chem. Phys.* **2010**, *12*, 1649–1658.
- (13) Stolwijk, N. A.; Kösters, J.; Wiencierz, M.; Schönhoff, M. On the extraction of ion association data and transference numbers from ionic diffusivity and conductivity data in polymer electrolytes. *Electrochimica. Acta* **2013**, *102*, 451–458.
- (14) Harris, K. R. Relations between the fractional Stokes-Einstein and Nernst-Einstein Equations and velocity correlation coefficients in ionic liquids and molten salts. *J. Phys. Chem. B* **2010**, *114*, 9572–9577.
- (15) Kashyap, H. K.; Annapureddy, H. V. R.; Raineri, F. O.; Margulis, C. J. How is charge transport different in ionic liquids and electrolyte solutions? *J. Phys. Chem. B* **2011**, *115*, 13212–13221.

- (16) Kirchner, B.; Malberg, F.; Firaha, D. S.; Hollóczki, O. Ion pairing in ionic liquids. *J. Phys.: Condens. Matter* **2015**, *27*, 463002.
- (17) Shao, Y.; Shigenobu, K.; Watanabe, M.; Zhang, C. Role of viscosity in deviations from the Nernst–Einstein relation. *J. Phys. Chem. B* **2020**, *124*, 4774–4780.
- (18) Hansen, J.-P.; McDonald, I. R. *Theory of simple liquids*; Academic Press: Amsterdam, 2006.
- (19) Zhong, E. C.; Friedman, H. L. Self-diffusion and distinct diffusion of ions in solution. *J. Phys. Chem.* **1988**, *92*, 1685–1692.
- (20) Woolf, L. A.; Harris, K. R. Velocity correlation coefficients as an expression of particle–particle interactions in (electrolyte) solutions. *J. Chem. Soc., Faraday Trans. 1* **1978**, *74*, 933–947.
- (21) Vargas Barbosa, N. M.; Roling, B. Dynamic ion correlations in solid and liquid electrolytes: How do they affect charge and mass transport? *ChemElectroChem* **2020**, *7*, 367–385.
- (22) Fong, K. D.; Self, J.; McCloskey, B. D.; Persson, K. A. Ion correlations and their impact on transport in polymer-based electrolytes. *Macromolecules* **2021**, *54*, 2575–2591.
- (23) McDaniel, J. G.; Son, C. Y. Ion correlation and collective dynamics in BMIM/BF₄-based organic electrolytes: from dilute solutions to the ionic liquid limit. *J. Phys. Chem. B* **2018**, *122*, 7154–7169.
- (24) Li, Z.; Bouchal, R.; Mendez-Morales, T.; Rollet, A.-L.; Rizzi, C.; Le Vot, S.; Favier, F.; Rotenberg, B.; Borodin, O.; Fontaine, O. et al. Transport properties of Li-TFSI water-in-salt Electrolytes. *J. Phys. Chem. B* **2019**, *123*, 10514–10521.
- (25) Shao, Y.; Hellström, M.; Yllö, A.; Mindemark, J.; Hermansson, K.; Behler, J.; Zhang, C.

- Temperature effects on the ionic conductivity in concentrated alkaline electrolyte solutions. *Phys. Chem. Chem. Phys.* **2020**, *377*, 1–5.
- (26) Fong, K. D.; Self, J.; McCloskey, B. D.; Persson, K. A. Onsager transport coefficients and transference numbers in polyelectrolyte solutions and polymerized ionic liquids. *Macromolecules* **2020**, *53*, 9503–9512.
- (27) Pfeifer, S.; Ackermann, F.; Sälzer, F.; Schönhoff, M.; Roling, B. Quantification of cation–cation, anion–anion and cation–anion correlations in Li salt/glyme mixtures by combining very-low-frequency impedance spectroscopy with diffusion and electrophoretic NMR. *Phys. Chem. Chem. Phys.* **2021**, *23*, 628–640.
- (28) Park, K.-H.; Choi, S. R.; Choi, J.-H.; Park, S. a.; Cho, M. Real-time probing of ion pairing dynamics with 2DIR spectroscopy. *ChemPhysChem* **2010**, *11*, 3632–3637.
- (29) Stange, P.; Fumino, K.; Ludwig, R. Ion speciation of protic ionic liquids in water: Transition from contact to solvent-separated ion pairs. *Angew. Chem. Int. Edit.* **2013**, *52*, 2990–2994.
- (30) Chaurasia, S. K.; Singh, R. K.; Chandra, S. Ion-polymer complexation and ion-pair formation in a polymer electrolyte PEO:LiPF₆ containing an ionic liquid having same anion: A Raman study. *Vib. Spectrosc.* **2013**, *68*, 190–195.
- (31) Mindemark, J.; Lacey, M. J.; Bowden, T.; Brandell, D. Beyond PEO—Alternative host materials for Li⁺ conducting solid polymer electrolytes. *Prog. Polym. Sci.* **2018**, *81*, 114–143.
- (32) Choo, Y.; Halat, D. M.; Villaluenga, I.; Timachova, K.; Balsara, N. P. Diffusion and migration in polymer electrolytes. *Prog. Polym. Sci.* **2020**, *103*, 101220.
- (33) Popovic, J.; Brandell, D.; Ohno, S.; Hatzell, K. B.; Zheng, J.; Hu, Y.-Y. Polymer-based

- hybrid battery electrolytes: theoretical insights, recent advances and challenges. *J. Mat. Chem. A* **2021**, *9*, 6050–6069.
- (34) Robinson, R. A.; Stokes, R. H. *Electrolyte solutions the measurement and interpretation of conductance, chemical potential, and diffusion in solutions of simple electrolytes*; Butterworths: London, 1965.
- (35) Luzar, A. Resolving the hydrogen bond dynamics conundrum. *J. Chem. Phys.* **2000**, *113*, 10663–10675.
- (36) Rapaport, D. Hydrogen bonds in water: Network organization and lifetimes. *Mol. Phys.* **1983**, *50*, 1151–1162.
- (37) Luzar, A.; Chandler, D. Hydrogen-bond kinetics in liquid water. *Nature* **1996**, *379*, 55–57.
- (38) Laage, D.; Hynes, J. T. On the residence time for water in a solute hydration shell: Application to aqueous halide solutions. *J. Phys. Chem. B* **2008**, *112*, 7697–7701.
- (39) Kirby, B. J.; Jungwirth, P. Charge scaling manifesto: A way of reconciling the inherently macroscopic and microscopic natures of molecular simulations. *J. Phys. Chem. Lett.* **2019**, *10*, 7531–7536.
- (40) Wang, J.; Wolf, R. M.; Caldwell, J. W.; Kollman, P. A.; Case, D. A. Development and testing of a general amber force field. *J. Comput. Chem.* **2004**, *25*, 1157–1174.
- (41) Abraham, M. J.; Murtola, T.; Schulz, R.; Páll, S.; Smith, J. C.; Hess, B.; Lindah, E. GROMACS: High performance molecular simulations through multi-level parallelism from laptops to supercomputers. *SoftwareX* **2015**, *1-2*, 19–25.
- (42) Gudla, H.; Zhang, C.; Brandell, D. Effects of solvent polarity on Li-ion diffusion in polymer electrolytes: An all-atom molecular dynamics study with charge scaling. *J. Phys. Chem. B* **2020**, *124*, 8124–8131.

- (43) Wheatle, B. K.; Lynd, N. A.; Ganesan, V. Effect of polymer polarity on ion transport: A competition between ion aggregation and polymer segmental dynamics. *ACS Macro Lett.* **2018**, *7*, 1149–1154.
- (44) Shen, K.-H.; Hall, L. M. Effects of ion size and dielectric constant on ion transport and transference number in polymer electrolytes. *Macromolecules* **2020**, *53*, 10086–10096.
- (45) Zhang, Y.; Maginn, E. J. Direct correlation between ionic liquid transport properties and ion pair lifetimes: A molecular dynamics study. *J. Phys. Chem. Lett.* **2015**, *6*, 700–705.
- (46) Mogurampelly, S.; Keith, J. R.; Ganesan, V. Mechanisms underlying ion transport in polymerized ionic liquids. *J. Am. Chem. Soc.* **2017**, *139*, 9511–9514.
- (47) Shen, K.-H.; Hall, L. M. Ion conductivity and correlations in model salt-doped polymers: Effects of interaction strength and concentration. *Macromolecules* **2020**, *53*, 3655–3668.
- (48) Molinari, N.; Mailoa, J. P.; Kozinsky, B. Effect of salt concentration on ion clustering and transport in polymer solid electrolytes: A molecular dynamics study of PEO–LiTFSI. *Chem. Mater.* **2018**, *30*, 6298–6306.
- (49) Rey, I.; Lassègues, J.; Grondin, J.; Servant, L. Infrared and Raman study of the PEO–LiTFSI polymer electrolyte. *Electrochimica. Acta* **1998**, *43*, 1505–1510.
- (50) Popovic, J.; Pfaffenhuber, C.; Melchior, J. P.; Maier, J. Determination of individual contributions to the ionic conduction in liquid electrolytes: Case study of LiTf/PEGDME-150. *Electrochem. Commun.* **2015**, *60*, 195–198.

Importance of the ion-pair lifetime in polymer electrolytes

Harish Gudla[†], Yunqi Shao[†], Supho Phunnarungsi[†], Daniel Brandell[†] and Chao Zhang^{†*}

[†]*Department of Chemistry - Ångström Laboratory, Uppsala University, Lägerhyddsvägen 1,
BOX 538, 75121, Uppsala, Sweden*

chao.zhang@kemi.uu.se

Supplementary Information

A Description of the setup and MD simulations of PEO-LiTFSI systems

A.1 Force field and simulation details

General AMBER force field (GAFF) [1] parameters were used for describing bonding and non-bonding interactions in PEO and LiTFSI and all simulations were performed using GROMACS 2018.1. [2]

PEO		LiTFSI	
Atom type	Charge (e)	Atome type	Charge (e)
C	0.13	C	0.41
O _{chain}	-0.43	S	1.11, 1.26
H _{chain}	0.04	F	-0.20
O _{end}	-0.61	N	-0.79
H _{end}	0.41	O	0.46, 0.49
		Li	0.75

Table S1: Intial partial charges of PEO from GAFF and scaled charges of LiTFSI from GAFF.

MD simulation boxes comprising neat and LiTFSI-doped PEO systems were constructed, comprising 200 hydroxyl-terminated chains, each with 25 monomer units (1.11 kg/mol) and 400 Li and 400 TFSI ions, corresponding to a [Li+]/[EO] concentration ratio of 0.08. All systems were equilibrated using a Bussi-Donadio-Parrinello [3] thermostat and a Parrinello-Rahman barostat [4] at 400 K and 1 bar for 5 and 10 ns, respectively with a time step of 1 fs and snapshots saved every 5 ps. Then, NPT (constant number of particles, constant pressure, and constant temperature) production runs were carried out for additional 400 ns at a desired temperatures. The specific temperatures were chosen to separate the effect of glass transition temperature and solvent polarity on the polymer and ion dynamics. [5] The dielectric constant of the system was estimated from the fluctuations in the total dipole moment of the PEO was used as a measure of the solvent polarity. The solvent polarity of the system can be modulated by scaling the partial atomic charges on polymer. The scaling factor and dielectric constant of different systems used in this work is reported in Table S2.

A.2 Calculation of the dielectric constant of polymer electrolyte systems

The dielectric constant of the polymer electrolyte ϵ_P reflects the strength of solvent polarity. The dielectric constant of PEO-LiTFSI system with periodic boundary conditions and Ewald summation can be computed from the fluctuations in the total dipole moment \mathbf{M} of the PEO via the equation for a non-polarizable model [6]:

$$\epsilon_P = 1 + \frac{4\pi}{3\epsilon_0\Omega k_B T} (\langle \mathbf{M}^2 \rangle - \langle \mathbf{M} \rangle^2) \quad (\text{S1})$$

where ϵ_0 is vacuum permittivity, k_B is Boltzmann's constant, T is temperature, Ω is the average volume of the simulation box and $\langle \rangle$ indicates ensemble averages.

Scaling factor	T (K)	ε_P	box size (nm ³)
1.55	450	7.16 (0.22)	438.33
1.50	450	6.42 (0.11)	440.58
1.34	440	5.09 (0.03)	442.77
1.20	440	4.29 (0.02)	447.30
1.00	430	3.10 (0.02)	450.29
0.75	420	2.27 (0.05)	453.97
0.70	420	2.19 (0.00)	455.04
0.65	420	2.05 (0.02)	456.78
0.60	410	1.94 (0.00)	454.98
0.56	410	1.83 (0.03)	456.76
0.50	410	1.65 (0.00)	458.74

Table S2: Details of the different simulated systems.

A.3 Calculation of lifetime of ion-pairs and comparison of methods

The lifetime of ion-pairs can be extracted from the normalized time correlation function representing the life expectancies of the pairs, i.e. the first passage time probability function [7]:

$$P(s) = \langle \theta(r_c - r_{ij}(0)) \cdot f(r_{ij}; s) \rangle / \langle \theta(r_c - r_{ij}(0)) \rangle \quad (\text{S2})$$

where $f(r_{ij}; s)$ can be calculated from Eq. 3 for persistence lifetime (τ_{+-}^{PT}) or from Eq. 4 for stable state picture lifetime (τ_{+-}^{SSP}) (See the Main Text for Eq.3 and Eq.4). The lifetime can then be obtained by fitting $P(s)$ to a biexponentially decaying function which converges to a constant.

$$P(s) = (1 - A_1 - A_2) + A_1 \exp\left(-\frac{s}{\tau_1}\right) + A_2 \exp\left(-\frac{s}{\tau_2}\right) \quad (\text{S3})$$

$$\tau_{+-} = \frac{A_1 \tau_1 + A_2 \tau_2}{A_1 + A_2} \quad (\text{S4})$$

The normalized time correlation function ($P(s)$) of Li and N(TFSI) were calculated for a correlation time of 5 ns for every 20 ns segment of the trajectory (See Fig. S1(a)). The ion-pair lifetime values from both the methods τ_{+-}^{PT} and τ_{+-}^{SSP} were plotted in Fig. S1(b), we can observe that the persistence lifetimes were much lower than the SSP lifetime because of missing out the recrossing events.

A.4 Convergence of the conductivity calculations

The Green-Kubo (G-K) formula that was used to calculate the total ionic conductivity is:

$$\sigma_{\text{G-K}} = \lim_{t \rightarrow \infty} \frac{1}{6tk_b T \Omega} \left[\sum_i^N \sum_j^N \langle q_i q_j \Delta \mathbf{r}_i(t) \cdot \Delta \mathbf{r}_j(t) \rangle \right] \quad (\text{S5})$$

where Ω is the volume of the system and $\Delta \mathbf{r}(t)$ is the displacement vector of each ion at time t . The cumulative averages of instantaneous ionic conductivity values of $\sigma_{\text{G-K}}$ and σ_{+-}^d were used to calculate the reported values and were plotted for $\varepsilon_P = 2.19$ in Fig. S2(a). For all the systems, these values converges after 100 ns. Therefore, the final values were calculated

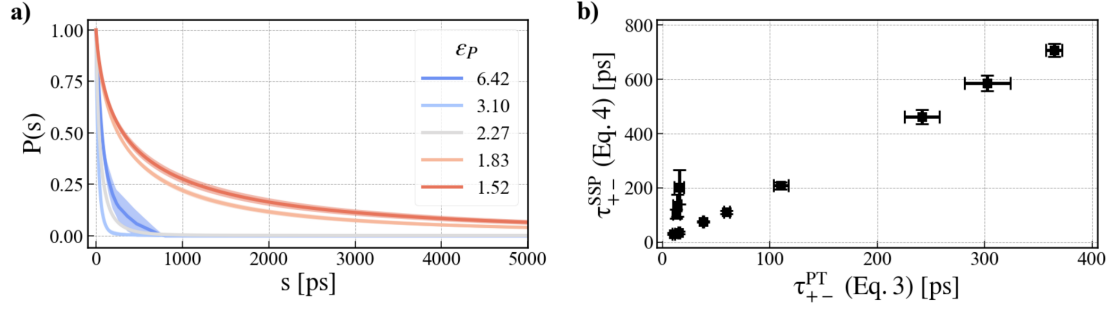


Figure S1: a) The normalized time correlation function ($P(s)$) of Li and N(TFSI) for systems with different scaling factors or solvent polarity (ϵ_P). b) The persistence lifetime (τ_{+-}^{SSP}) vs stable state picture lifetime (τ_{+-}^{PT}) at different solvent polarities.

by averaging over 120 ns to 140 ns. The convergence of $\sigma_{+-}^{d, pairing}$ with r_c of 3.1 Å was also checked and plotted in Fig. S2(b) for PEO-LiTFSI system with different solvent polarities. The final values of $\sigma_{+-}^{d, pairing}$ were calculated by averaging over 1.4 ns to 1.8 ns.

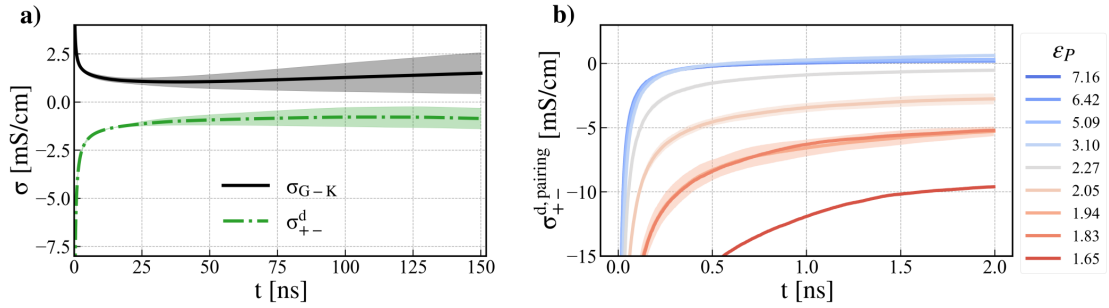


Figure S2: a) The instantaneous ionic conductivity values of σ_{G-K} and σ_{+-}^d for the PEO-LiTFSI system with $\epsilon_P = 2.19$. b) The instantaneous $\sigma_{+-}^{d, pairing}$ for the PEO-LiTFSI system at different solvent polarities where ion-pairs are defined with a cut-off distance (r_c) of 3.1 Å and time period (s) of 2 ns.

B Description of the setup and MD simulations of NaCl solution with permanent ion-pairs

Systems of sodium chloride electrolyte solution where the water molecules were described with the simple point charge/extended (SPC/E) model [8] and Na/Cl ions are described with parameters proposed by Joung and Cheatham [9]. To introduce permanent ion-pairs to the system, holonomic constraints through the SHAKE algorithm [10] were added between selected pair of ions, the bond length was set to be 2.85 Å. according to the position of the first peak in the Na-Cl RDF in the unconstrained system. The size, density and number of molecules used in the simulation are listed in Table S3.

The molecular dynamics simulations were performed with the LAMMPS code. The long-range electrostatics were computed using the particle-particle particle-mesh (PPPM) solver [11]. Short-range cutoffs for the van der Waals and Coulomb interactions in direct space were 9.8 Å. For each system, NVT (constant number of particles, constant volume, and constant tem-

m [mol kg ⁻¹]	ρ [g cm ⁻³]	N_{NaCl}	$N_{\text{H}_2\text{O}}$	L [Å]
5.14	1.17	40	432	24.29

Table S3: Size and composition of the MD simulations of NaCl solution in this work: molality m , density ρ , number of NaCl and H₂O molecules N_{NaCl} and $N_{\text{H}_2\text{O}}$ and length of the cubic simulation box L .

perature) simulations ran for 20 ns with a timestep of 2 fs and trajectories were collected every 0.5 ps. The Bussi-Donadio-Parrinello thermostat [3] was used to maintain the given temperature of 293 K.

References

- [1] J. Wang, R. M. Wolf, J. W. Caldwell, P. A. Kollman, and D. A. Case, “Development and testing of a general amber force field”, *J. Comput. Chem.* **25**(9), pp. 1157–1174 (2004).
- [2] M. J. Abraham, T. Murtola, R. Schulz, S. Páll, J. C. Smith, B. Hess, and E. Lindahl, “GROMACS: High performance molecular simulations through multi-level parallelism from laptops to supercomputers”, *SoftwareX* **1-2**, pp. 19–25 (2015).
- [3] G. Bussi, D. Donadio, and M. Parrinello, “Canonical sampling through velocity rescaling”, *J. Chem. Phys.* **126**(1), pp. 014101 (2007).
- [4] M. Parrinello and A. Rahman, “Polymorphic transitions in single crystals: A new molecular dynamics method”, *J. Appl. Phys.* **52**(12), pp. 7182–7190 (1981).
- [5] H. Gudla, C. Zhang, and D. Brandell, “Effects of Solvent Polarity on Li-Ion Diffusion in Polymer Electrolytes: An All-atom Molecular Dynamics Study with Charge Scaling”, *J. Phys. Chem. B* **124**(37), pp. 8124–8131 (2020).
- [6] M. Neumann, “Dipole moment fluctuation formulas in computer simulations of polar systems”, *Mol. Phys.* **50**(4), pp. 841–858 (1983).
- [7] A. Luzar, “Resolving the hydrogen bond dynamics conundrum”, *J. Chem. Phys.* **113**(23), pp. 10663–10675 (2000).
- [8] H. J. C. Berendsen, J. R. Grigera, and T. P. Straatsma, “The Missing Term in Effective Pair Potentials”, *J. Phys. Chem.* **91**(24), pp. 6269–6271 (1987).
- [9] I. S. Joung and T. E. Cheatham, “Determination of Alkali and Halide Monovalent Ion Parameters for Use in Explicitly Solvated Biomolecular Simulations”, *J. Phys. Chem. B* **112**(30), pp. 9020–9041 (2008).
- [10] J. P. Ryckaert, G. Ciccotti, and H. J. C. Berendsen, “Numerical integration of the cartesian equations of motion of a system with constraints: molecular dynamics of n-alkanes”, *J. Comput. Phys.* **23**, pp. 327 – 341 (1977).
- [11] R. W. Hockney and J. W. Eastwood, *Computer Simulation Using Particles*, CRC Press New York (1988).