

Error Estimates for Adaptive Spectral Decompositions

Daniel H. Baffet^{*†} Yannik G. Gleichmann^{*‡} Marcus J. Grote^{*§}

July 5, 2022

Abstract

Adaptive spectral (AS) decompositions associated with a piecewise constant function, u , yield small subspaces where the characteristic functions comprising u are well approximated. When combined with Newton-like optimization methods for the solution of inverse medium problems, AS decompositions have proved remarkably efficient in providing at each nonlinear iteration a low-dimensional search space. Here, we derive L^2 -error estimates for the AS decomposition of u , truncated after K terms, when u is piecewise constant and consists of K characteristic functions over Lipschitz domains and a background. Our estimates apply both to the continuous and the discrete Galerkin finite element setting. Numerical examples illustrate the accuracy of the AS decomposition for media that either do, or do not, satisfy the assumptions of the theory.

Keywords: Inverse medium problem, scattering problem, adaptive eigenspace inversion, adaptive spectral decomposition, image segmentation

1 Introduction

Adaptive spectral (AS) decompositions have been proposed as low-dimensional search spaces during the iterative solution of inverse medium problems [1–5]. For piecewise constant media, in particular, AS decompositions have proved remarkably efficient and accurate. So far, however, their remarkable approximation properties are only supported by numerical evidence. Here, starting from [5], we derive L^2 -error estimates for AS approximations of piecewise constant functions.

In [1], De Buhan and Osses proposed to restrict the search space of an inverse medium problem to the span of a small basis of eigenfunctions of a judicious elliptic operator, repeatedly adapted during the nonlinear iteration. Their adaptive inversion approach relies on a decomposition

$$v = \sum_{k=1}^{\infty} \beta_k \varphi_k, \quad (1.1)$$

for $v \in W_0^{1,\infty}(\Omega)$, with $\Omega \subset \mathbb{R}^d$. Here each φ_k is an eigenfunction of a v -dependent, linear, symmetric, and elliptic operator $L_\varepsilon[v]$, i.e.,

$$L_\varepsilon[v]\varphi_k = \lambda_k \varphi_k \quad \text{in } \Omega, \quad \varphi_k = 0 \quad \text{on } \partial\Omega, \quad (1.2)$$

^{*}Department of Mathematics and Computer Science, University of Basel, Basel, Switzerland

[†]daniel.baffet@unibas.ch

[‡]yannik.gleichmann@unibas.ch

[§]marcus.grote@unibas.ch

for an eigenvalue $\lambda_k \in \mathbb{R}$. In the sequel we shall in fact apply the AS decomposition to more general functions in $W^{1,\infty}(\Omega)$ by extending their boundary data appropriately into the interior of Ω ; here, for simplicity, we suppose $v \in W_0^{1,\infty}(\Omega)$.

Clearly, the choice of $L_\varepsilon[v]$ is crucial for obtaining an efficient approximation of v with as few basis functions as possible. Typically, we use

$$L_\varepsilon[v]w = -\nabla \cdot (\mu_\varepsilon[v] \nabla w), \quad \mu_\varepsilon[v](x) = \frac{1}{\sqrt{|\nabla v(x)|^2 + \varepsilon^2}}, \quad (1.3)$$

where $\varepsilon > 0$ is a small parameter to avoid division by zero, but other forms have also been used in the past and are treated by our analysis.

Note that we cannot apply the above AS decomposition directly to piecewise constant u , because $\mu_\varepsilon[u]$ is not in L^∞ and thus $L_\varepsilon[u]$ not well-defined. Nevertheless, we may still decompose u at the cost of an additional step. We first approximate u by a more regular approximation, which we denote generically by u_δ , where $\delta > 0$ is a parameter that controls the error and is proportional to the width of the support of ∇u_δ near the jump discontinuities of u . Then we may expand u (or u_δ) in the spectral basis of $L_\varepsilon[u_\delta]$ and obtain an approximate decomposition of u (or u_δ) by truncating the expansion. Typically, u_δ corresponds to the standard, continuous, piecewise polynomial FE interpolant of u on a regular triangulation with mesh size $\delta = h$. Then, the eigenfunctions φ_k may correspond either to the (true continuous) eigenfunctions of $L_\varepsilon[u_\delta]$ or to their (discrete approximate) Galerkin FE counterparts, as our analysis encompasses both the continuous and the discrete setting.

Insight about the AS decomposition approach may be obtained from its connection to the total variation (TV) functional, which is commonly used for image denoising while preserving edges. In fact, $L_\varepsilon[v]v$, with $L_\varepsilon[v]$ given by (1.3), is the Fréchet derivative of the penalized TV functional – see [3, Remark 1]. The eigenvalue problem for $L_\varepsilon[v]$ also bears a striking resemblance to nonlinear eigenvalue problems for the TV functional, which have been studied in the more general context of 1-homogeneous functionals for image processing – see [6–8] and the references therein.

The AS decomposition has been used as follows in various iterative Newton-like algorithms for the solution of inverse medium problems [2–4]: Given an approximation of the medium, $u^{(m-1)}$, from the previous iteration, the approximation $u^{(m)}$ at the current iteration is set as the minimizer of the misfit in the space $\text{span}(\varphi_k)_{k=1}^K$, where φ_k , $k = 1, \dots, K$, satisfy (1.2) with $v = u^{(m-1)}$. As the approximation $u^{(m)}$ changes from one iteration to the next, so does the search space used for the subsequent minimization.

By combining the adaptive inversion process with the TRAC (time reversed absorbing condition) approach, de Buhan and Kray [2] developed an effective solution strategy for time-dependent inverse scattering problems. In [3], Grote, Kray and Nahum proposed the AEI (adaptive eigenspace inversion) algorithm for inverse scattering problems in the frequency domain. In [4], the AEI algorithm was extended to multi-parameter inverse medium problems. Recently, it was extended to electromagnetic inverse scattering problems at fixed frequency [9] and also to time-dependent inverse scattering problems when the illuminating source is unknown [10]. In [11], AS decompositions were used for solving 2-D and 3-D seismic inverse problems for the Helmholtz equation. First theoretical estimates for AS decompositions together with an approach for adapting the dimension of the search space were derived in [5].

When u consists of a sum of K characteristic functions χ_{A^k} of sets A^k , each compactly contained in Ω , the expansion (1.1) in the spectral basis of $L_\varepsilon[u_\delta]$ truncated after K terms

has proved remarkably accurate, as it essentially recovers u and in fact decomposes u into the characteristic functions comprising it. In [5], it is shown that the gradients of the first K eigenfunctions of $L_\varepsilon[u_\delta]$ are small away from the discontinuities of u . Thus, in regions where u is constant, $\varphi_1, \dots, \varphi_K$ are also nearly constant and we expect that in their span, $\Phi_K^{\varepsilon, \delta} = \text{span}\{\varphi_k\}_{k=1}^K$, u together with each of the characteristic functions comprising it can be well approximated. Here, our goal is to rigorously prove this proposition, even in the more general situation where u is not necessarily constant near the boundary $\partial\Omega$.

Starting from [5], we derive L^2 error estimates for the projection of any $v \in u + \text{span}\{\chi_{A^k}\}$ onto the appropriate affine subspace. In our main result, given by Theorem 3.6, we prove that the L^2 -projection error of v (in particular of u itself) is bounded by $\mathcal{O}(\sqrt{\varepsilon + \delta})$. Similarly, we show that any of the K characteristic functions χ_{A^k} is approximated by its L^2 -projection on $\Phi_K^{\varepsilon, \delta}$ up to $\mathcal{O}(\sqrt{\varepsilon + \delta})$. Our analysis treats both continuous AS formulations and their discrete Galerkin approximations. The proof requires a technical result about the level sets of distance functions for Lipschitz domains, which is provided in Appendix A. In Corollary 3.8, we particularize our estimates for two standard methods for obtaining u_δ . In particular, our results apply when u_δ is a continuous, piecewise polynomial interpolant of u in a FE space V_h with mesh size $h = \delta$, and the eigenfunctions φ_k are computed numerically by a Galerkin FE approximation in the same subspace.

The remainder of the paper is organized as follows. In Section 2, we describe the class of piecewise constant functions considered, provide definitions and introduce notation. Section 3 contains the analysis and the main results of the paper. Finally, we present in Section 4 various numerical examples which illustrate the accuracy of the AS decomposition for functions that either do, or do not, satisfy the assumptions of our theory. There we also illustrate the usefulness of the AS decomposition for the solution of a standard linear inverse problem from image deconvolution.

2 Notation and definitions

The adaptive spectral (AS) decomposition (1.1) of a function v is based on the spectral decomposition of the v -dependent elliptic operator $L_\varepsilon[v]$ given by

$$L_\varepsilon[v]w = -\nabla \cdot (\mu_\varepsilon[v] \nabla w). \quad (2.1)$$

Typically, the weight function $\mu_\varepsilon[v]$ has the form of either

$$\mu_\varepsilon[v](x) = \frac{1}{(|\nabla v(x)|^q + \varepsilon^q)^{1/q}}, \quad (2.2)$$

for some $q \in [1, \infty)$, or

$$\mu_\varepsilon[v](x) = \frac{1}{\max\{|\nabla v(x)|, \varepsilon\}}. \quad (2.3)$$

For the analysis below, however, we allow for more general $\mu_\varepsilon[v]$.

Here our goal is to study the application of AS decompositions to regular approximations of piecewise constant functions. Indeed, for a piecewise constant function u , $\mu_\varepsilon[u]$ is not in L^∞ , and so $L_\varepsilon[u]$ is not well defined. Nevertheless, we may still decompose u at the cost of an additional step. We first approximate u by a more regular approximation, which we denote generically by u_δ , where δ is a parameter that controls the error and is proportional

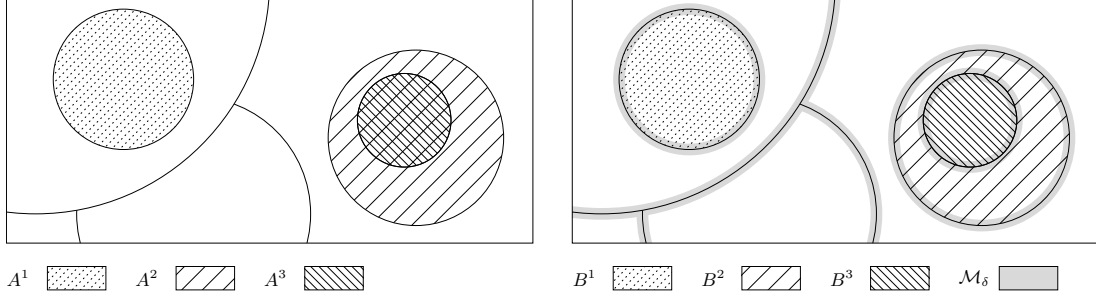


Figure 1: Typical configuration in two dimensions. In this example $K = 3$ and $M = 4$. The frame on the left shows the sets A^1 , A^2 and A^3 , and the frame on the right shows $B^1 = A^1$, $B^2 = A^2 \setminus A^3$, and $B^3 = A^3$.

to the width of the support of ∇u_δ near the jump discontinuities of u . Then we may expand u (or u_δ) in the spectral basis of $L_\varepsilon[u_\delta]$, be it finite- or infinite-dimensional, and obtain an approximation by truncating the expansion. One important example of a method for obtaining u_δ is the standard, continuous, piecewise polynomial interpolant of u in an H^1 -conforming finite element (FE) space with underlying mesh size $\delta = h$.

To include FE approximations in the analysis, we formulate boundary value problems in closed subspaces $\mathcal{V}^\delta \subset H^1(\Omega)$ and $\mathcal{V}_0^\delta = \mathcal{V}^\delta \cap H_0^1(\Omega)$. Hence, in the continuous setting $\mathcal{V}^\delta = H^1(\Omega)$, independently of δ , whereas in the discrete FE setting $\mathcal{V}^\delta \subsetneq H^1(\Omega)$ corresponds to the finite-dimensional FE space with underlying mesh size $\delta = h$. As a consequence, all our results below are valid both for the continuous and the discrete setting and, in particular, for H^1 -conforming FE approximations. We let $\langle \cdot, \cdot \rangle$ and $\|\cdot\|_{L^2(\Omega)}$ denote the standard inner product and norm of $L^2(\Omega)$, and $|\cdot|$ denote the ℓ^2 -norm. We use C , C_1, C_2 , etc. to denote generic constants which may depend on u , but are independent of δ and ε ; their values may also vary depending on the context. We sometimes use the term “medium” to refer to functions on the domain of interest $\Omega \subset \mathbb{R}^d$.

In the remainder of this section, we introduce notation, assumptions and definitions needed for our approximation theory in Section 3. Section 2.1 precisely defines the class of piecewise constant functions u to be decomposed. In Section 2.2, we introduce admissible approximation methods for obtaining u_δ and provide examples of two standard methods which are admissible. In Section 2.3, we state our assumptions on the medium-dependent weight function $\mu_\varepsilon[\cdot]$, and in Section 2.4 we state the boundary-value problems defining the spectral basis of $L_\varepsilon[u_\delta]$ and the $L_\varepsilon[u_\delta]$ -lifting, φ_0 , of the boundary data of u_δ into Ω .

2.1 Piecewise constant medium

Consider $u : \Omega \rightarrow \mathbb{R}$ piecewise constant, where $\Omega \subset \mathbb{R}^d$, with $d \geq 2$, is a bounded Lipschitz domain. We assume u has the form

$$u(x) = u^0(x) + \tilde{u}(x), \quad x \in \Omega, \quad (2.4)$$

where the background u^0 and the interior inclusions \tilde{u} are given by

$$u^0 = \sum_{m=1}^M \omega_m \chi_{\Omega^m}, \quad \omega_m \in \mathbb{R}, \quad \tilde{u} = \sum_{k=1}^K \alpha_k \chi_{A^k}, \quad \alpha_k \in \mathbb{R} \setminus \{0\}, \quad (2.5)$$

with χ_A denoting the characteristic function of a set $A \subset \mathbb{R}^d$. In the decomposition (2.4) we distinguish the sets Ω^m connected to the boundary $\partial\Omega$ from those that are not. We suppose the sets $\Omega^1, \dots, \Omega^M$ characterizing the background u^0 are disjoint Lipschitz domains covering Ω ,

$$\overline{\Omega} = \bigcup_{m=1}^M \overline{\Omega^m},$$

and for each m , $\partial\Omega^m \cap \partial\Omega$ is open in (the relative topology of) $\partial\Omega$, i.e.,

$$\Omega^m = \Omega \cap \tilde{\Omega}^m, \quad \partial\Omega \cap \tilde{\Omega}^m \neq \emptyset,$$

for some bounded disjoint Lipschitz domain $\tilde{\Omega}^m \subset \mathbb{R}^d$. Moreover, we suppose A^1, \dots, A^K are Lipschitz domains with mutually disjoint boundaries such that for each k , the boundary ∂A^k of A^k is connected, and $A^k \subset\subset \Omega^m$ for some $m = 1, \dots, M$. Hence Ω is partitioned into finitely many subdomains Ω^m adjacent to its boundary $\partial\Omega$, while each Ω^m may contain one or several inclusions A^k isolated from $\partial\Omega$; Figure 1 illustrates a possible configuration in two dimensions.

Note that u given by (2.4) is defined only a.e. in Ω . This will be significant only in Section 2.2, where we discuss admissible approximations of u ; in the rest of the paper this will not cause ambiguity since there we always consider u as an element of $L^2(\Omega)$.

2.2 Admissible approximation

To employ the estimates derived in [5], we assume u_δ is obtained by an *admissible* method, i.e., by a method satisfying the following.

Definition 2.1. Consider a family of transformations $\mathcal{I}_\delta : L^2(\Omega) \rightarrow \mathcal{V}^\delta \subset H^1(\Omega)$, with $\delta > 0$ in some set of indices. We say that $\{\mathcal{I}_\delta\}_\delta$ is an *admissible method*, if for every Lipschitz domain $A \subset \Omega$, the following conditions are satisfied:

1.

$$\lim_{\delta \rightarrow 0} \|\mathcal{I}_\delta \chi_A - \chi_A\|_{L^2(\Omega)} = 0. \quad (2.6)$$

2.

$$\nabla(\mathcal{I}_\delta \chi_A) \in L^\infty(\Omega), \quad \text{supp}(\nabla(\mathcal{I}_\delta \chi_A)) \subset \overline{U_\delta}, \quad (2.7)$$

where

$$U_\delta = \{x \in \Omega \mid \text{dist}(x, \partial\Omega^m \cap \Omega) < \delta\},$$

with $\text{dist}(x, W)$ denoting the distance of $x \in \mathbb{R}^d$ to the set $W \subset \mathbb{R}^d$.

3. There exists a constant C , such that for every $\delta > 0$ sufficiently small,

$$\delta \|\nabla \mathcal{I}_\delta \chi_A\|_{L^\infty(\Omega)} \leq C. \quad (2.8)$$

4. If $\Gamma \subset \partial\Omega \setminus \partial U_\delta$ with positive $(d-1)$ -dimensional Hausdorff measure, $\mathcal{H}^{d-1}(\Gamma) > 0$, then the trace of χ_A on Γ coincides with that of $\mathcal{I}_\delta \chi_A$.

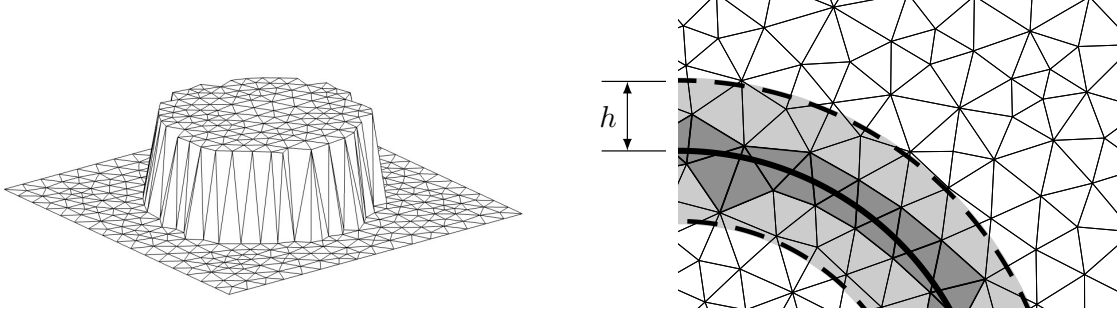


Figure 2: The continuous, piecewise linear P^1 -FE interpolant u_h of the characteristic function u for a disk.

Hence, for convenience, we shall say that u_δ obtained by an admissible method is an admissible approximation of u . By Definition 2.1, we have

$$u_\delta = u_\delta^0 + \tilde{u}_\delta, \quad u_\delta^0 = \mathcal{I}_\delta u^0 \in \mathcal{V}^\delta, \quad \tilde{u}_\delta = \mathcal{I}_\delta \tilde{u} \in \mathcal{V}_0^\delta. \quad (2.9)$$

In addition, by (2.7), we have $\nabla u_\delta = 0$ in the open complement

$$D_\delta = \Omega \setminus \overline{\mathcal{M}_\delta}, \quad (2.10)$$

of the δ -wide neighborhood \mathcal{M}_δ of all interfaces,

$$\mathcal{M}_\delta = \bigcup_{k=1}^K \{x \in \Omega : \text{dist}(x, \partial A^k) < \delta\} \cup \bigcup_{m=1}^M \{x \in \Omega : \text{dist}(x, \partial \Omega^m \cap \Omega) < \delta\}. \quad (2.11)$$

By (2.8), there exists a constant C (which depends on u), such that for every $\delta > 0$ sufficiently small, u_δ satisfies

$$\delta \|\nabla u_\delta\|_{L^\infty(\Omega)} \leq C. \quad (2.12)$$

Next we provide two examples [5, Corollary 6] of standard methods which are admissible.

Proposition 2.2. *Let u be extended to $\overline{\Omega}$ either by assigning to u at any x on the interfaces in $\overline{\Omega}$ one of its values in a neighboring domain A^k or Ω^m , or by replacing A^k and Ω^m in (2.5) by $\overline{A^k}$ and $\overline{\Omega^m}$. For $h > 0$, let V_h denote an H^1 -conforming \mathcal{P}^r -FE space associated with a simplicial mesh \mathcal{T}_h with mesh size h . If the family of meshes $\{\mathcal{T}_h\}_h$ is regular and quasi-uniform (see, e.g., [12]), then the FE-interpolant u_h of u in V_h is admissible.*

Proof. To prove the proposition, we have to verify the conditions of Definition 2.1. Most of the conditions, i.e., linearity, and conditions 1,2 and 4 are clearly satisfied. The only condition which requires careful attention is 3, i.e., (2.8). The argument of the proof is similar to that of standard inverse inequalities.

Let u_h be the FE-interpolant of the characteristic function $u = \chi_A$ of some set $A \subset \Omega$. In every element $\mathcal{K} \in \mathcal{T}_h$, u_h is the unique polynomial in \mathcal{P}^r which interpolates the values of u (0 or 1) at the nodes of \mathcal{K} . By transforming \mathcal{K} to the (mesh independent) reference element $\hat{\mathcal{K}}$, we have

$$\nabla u_h(x) = J_{\mathcal{K}}^{-T} \nabla P_{\mathcal{K}}(F_{\mathcal{K}}^{-1}(x)) \quad x \in \mathcal{K},$$

where $F_{\mathcal{K}}^{-1} : \mathcal{K} \rightarrow \hat{\mathcal{K}}$ is the inverse of the affine mapping $F_{\mathcal{K}}$ which transforms $\hat{\mathcal{K}}$ to \mathcal{K} , $J_{\mathcal{K}} \in \mathbb{R}^{d \times d}$ is the Jacobian matrix of $F_{\mathcal{K}}$ and $P_{\mathcal{K}} \in \mathcal{P}^r$ is a polynomial taking values of either 0 or 1 at the nodes of $\hat{\mathcal{K}}$. Since there is only a finite number of polynomials in \mathcal{P}^r whose image on the nodes of $\hat{\mathcal{K}}$ is a subset of $\{0, 1\}$, we can estimate all their gradients in $\hat{\mathcal{K}}$ by a single constant independently of the element \mathcal{K} and mesh size h . In addition, by [12, Lemma 4.3] and the assumption that the family of meshes $\{\mathcal{T}_h\}$ is regular and quasi-uniform, we have $|J_{\mathcal{K}}^{-1}| \leq Ch^{-1}$, where $|\cdot|$ denotes the matrix norm induced on $\mathbb{R}^{d \times d}$ by the ℓ^2 norm of \mathbb{R}^d . Note that while Lemma 4.3 in [12] is stated and proved in 2-D, its proof extends easily to any dimension. Hence we obtain (2.8) with $\delta = h$ which yields that interpolation in V_h is an admissible approximation. \square

The main effort in the proof of Proposition 2.2 is to show (2.8) with $u = \chi_A$ a characteristic function. Figure 2 illustrates this situation for the standard interpolant u_h in a \mathcal{P}^1 -FE space of the characteristic function u for a disk A . The right frame shows a part of the mesh where the solid black line marks the discontinuity of u along ∂A . Outside the dark gray elements, u is constant and therefore so is u_h . In particular, $\nabla u_h = 0$ outside the neighborhood of width $\delta = h$ (light gray) around ∂A .

Proposition 2.3. *If u is extended to a.e. $x \in \mathbb{R}^d$ by*

$$u = \sum_{m=1}^M \omega_m \chi_{\tilde{\Omega}_m} + \sum_{k=1}^K \alpha_k \chi_{A^k} \quad (2.13)$$

(compare with (2.4), (2.5)), and u_δ is the convolution

$$u_\delta(x) = \zeta_\delta * u = \int_{\mathbb{R}^d} \zeta_\delta(x-y) u(y) dy, \quad \zeta_\delta(x) = \delta^{-d} \zeta(x/\delta) \quad (2.14)$$

with ζ a standard mollifier (e.g., [13]), then u_δ is admissible.

Proof. See Corollary 6 of [5]. \square

For the analysis below it is convenient to partition D_δ , given by (2.10), into its connected components. Hence, we let the sets A^1, \dots, A^K be indexed so that if $i > k$, then either $A^i \subset A^k$ or $A^i \cap A^k = \emptyset$, and let B_δ^k be the connected components of D_δ ,

$$B_\delta^k = B^k \cap D_\delta, \quad B^k = A^k \setminus \bigcup_{i>k} \overline{A^i}, \quad k = 1, \dots, K; \quad (2.15)$$

see Figure 1. Similarly, we define outside the inclusions

$$E_\delta^m = E^m \cap D_\delta, \quad E^m = \Omega^m \setminus \bigcup_{k=1}^K \overline{A^k}, \quad m = 1, \dots, M. \quad (2.16)$$

Here, we assume $\delta > 0$ sufficiently small so that B_δ^k and E_δ^m are indeed connected and that the $(d-1)$ -dimensional Hausdorff measure of $\partial E_\delta^m \cap \partial \Omega$ is positive. Thus, for each k and $\delta > 0$ small, B^k and B_δ^k are open and connected, and D_δ is given by the disjoint union

$$D_\delta = E_\delta \cup \bigcup_{k=1}^K B_\delta^k,$$

where E_δ denotes the “ δ -exterior”,

$$E_\delta = \bigcup_{m=1}^M E_\delta^m. \quad (2.17)$$

Now we may deduce from condition 4 of Definition 2.1 that

$$u = u_\delta = u_\delta^0, \quad \tilde{u} = \tilde{u}_\delta = 0 \quad \text{a.e. in } E_\delta. \quad (2.18)$$

Since we have a finite number of Lipschitz domains, B^k ($k = 1, \dots, K$) and E^m ($m = 1, \dots, M$), we may find a single constant $\Lambda > 0$ sufficiently large so that each of the sets, near its boundary, locally coincides with the epigraph of a Λ -Lipschitz function. While the optimal Lipschitz constant for a domain may depend on the scale of the open sets used for covering its boundary, when reducing the scale, the optimal constant cannot increase. Therefore, if for some scale the Lipschitz constant Λ is suitable for a domain, for simplicity, we shall say that it is a Λ -Lipschitz domain.

By Theorem A.1, for every sufficiently small δ , each B_δ^k is also a Λ -Lipschitz domain. Note, however, that since a portion of the boundary of E_δ^m coincides with the boundary of E^m for every δ , it does not have the form assumed in Theorem A.1. As a result, we cannot rely on the same theorem to deduce that E_δ^m is a Λ -Lipschitz domain. Nevertheless, outside a neighborhood of $\partial\Omega \cap \partial E^m$, the boundary of E_δ^m is a Λ -Lipschitz surface with E_δ^m lying to one of its sides, by Theorem A.6. It is therefore possible to modify the definition of \mathcal{M}_δ so that for every δ sufficiently small, E_δ^m given by (2.16), is a $\tilde{\Lambda}$ -Lipschitz domain, for some $\tilde{\Lambda}$ independent of δ . Here, for simplicity, we assume the latter to be true and denote the uniform constant $\max(\Lambda, \tilde{\Lambda})$ again by Λ .

2.3 Medium dependent weight function

For $\varepsilon > 0$ and $v \in H^1(\Omega)$, with $\nabla v \in L^\infty(\Omega)$, we assume the v -dependent weight function $\mu_\varepsilon[v]$ has the form

$$\mu_\varepsilon[v](x) = \hat{\mu}_\varepsilon(|\nabla v(x)|), \quad x \in \Omega, \quad (2.19)$$

where $\hat{\mu}_\varepsilon : [0, \infty) \rightarrow \mathbb{R}$ is a non-increasing function that satisfies

$$\hat{\mu}_\varepsilon(0) = \varepsilon^{-1}, \quad 0 < \hat{\mu}_\varepsilon(t), \quad t\hat{\mu}_\varepsilon(t) \leq 1, \quad t \geq 0, \quad (2.20)$$

and

$$\exists C > 0, \text{ s.t. for every sufficiently large } t, C \leq t\hat{\mu}_\varepsilon(t). \quad (2.21)$$

In particular, for $\hat{\mu}_\varepsilon(t) = 1/(t^q + \varepsilon^q)^{1/q}$ and $\hat{\mu}_\varepsilon(t) = 1/\max(t, \varepsilon)$, as in (2.2) and (2.3), respectively, (2.20)-(2.21) hold for any $C < 1$. From (2.20), we immediately conclude that

$$\mu_\varepsilon[v](x)|\nabla v(x)| \leq 1, \quad \text{a.e. } x \in \Omega, \quad (2.22)$$

and

$$0 < \hat{\mu}_\varepsilon(\|\nabla v\|_{L^\infty(\Omega)}) \leq \mu_\varepsilon[v](x) \quad \text{a.e. } x \in \Omega. \quad (2.23)$$

2.4 Boundary value problems

Let \mathcal{V}^δ be a closed subspace of $H^1(\Omega)$, possibly equal to $H^1(\Omega)$, and $\mathcal{V}_0^\delta = \mathcal{V}^\delta \cap H_0^1(\Omega)$. For sufficiently small and fixed $\delta, \varepsilon > 0$, the operator $L_\varepsilon[u_\delta]$ in (2.1) is uniformly elliptic in Ω [5]. Thus, it admits in \mathcal{V}_0^δ a (possibly finite) non-decreasing sequence $\{\lambda_k\}_{k \geq 1}$ of positive eigenvalues with each repeated according to its multiplicity with corresponding eigenfunctions $\{\varphi_k\}_{k \geq 1}$ which form an L^2 -orthonormal basis of \mathcal{V}_0^δ . In addition, we denote by $\varphi_0 \in \mathcal{V}^\delta$ the $L_\varepsilon[u_\delta]$ -lifting of the boundary data of u_δ into Ω . More precisely, we let $\varphi_0 \in \mathcal{V}^\delta$ satisfy

$$L_\varepsilon[u_\delta]\varphi_0 = 0 \quad \text{in } \Omega, \quad \varphi_0 = u_\delta \quad \text{on } \partial\Omega \quad (2.24)$$

in \mathcal{V}_0^δ , and for $k \geq 1$ we let $\varphi_k \in \mathcal{V}_0^\delta$, $\varphi_k \neq 0$ satisfy

$$L_\varepsilon[u_\delta]\varphi_k = \lambda_k \varphi_k \quad \text{in } \Omega, \quad \varphi_k = 0 \quad \text{on } \partial\Omega, \quad (2.25)$$

in \mathcal{V}_0^δ . Clearly both (2.24) and (2.25) should be understood in a weak sense with respect to the bilinear form

$$B_{\varepsilon,\delta}[w, v] = \langle \mu_\varepsilon[u_\delta] \nabla w, \nabla v \rangle. \quad (2.26)$$

For instance, if \mathcal{V}^δ is a (finite-dimensional, H^1 -conforming) FE space, the eigenvalue problem (2.25) is understood as the Galerkin FE formulation: find $\varphi_k \in \mathcal{V}_0^\delta$ and $\lambda_k \in \mathbb{R}$ such that

$$B_{\varepsilon,\delta}[\varphi_k, \varphi] = \lambda_k \langle \varphi_k, \varphi \rangle \quad \forall \varphi \in \mathcal{V}_0^\delta. \quad (2.27)$$

Thus, the framework above treats both continuous and discrete formulations.

Remark 2.4. Note that φ_k ($k \geq 0$) and λ_k ($k \geq 1$) always depend on ε and u_δ , and thus on u and δ , regardless of any particular finite- or infinite-dimensional choice for \mathcal{V}^δ . For simplicity of notation, we do not indicate this dependency explicitly.

3 Error estimates

Given a piecewise constant u , we shall now derive our estimates for the AS decomposition of u_δ based on the assumptions and definitions introduced in Section 2. Since u_δ is an admissible approximation of u , as defined in Section 2.2, for every $\varepsilon > 0$ and every sufficiently small $\delta > 0$, we have [5]

$$B_{\varepsilon,\delta}[v, v] \leq C, \quad v \in \{u_\delta, u_\delta^0, \tilde{u}_\delta, \varphi_0, \dots, \varphi_K\}. \quad (3.1)$$

Here, and in the rest of the paper, the constants C, C_1, C_2, \dots may depend on u (i.e., on its values and on the sets B^k and Ω^m), but not on ε, δ . As a consequence of (3.1), the gradients of φ_k , with $k = 0, \dots, K$, are small in D_δ [5, Theorem 5]. Heuristically, this implies that each φ_k is almost constant in regions where u is constant and thus we expect that u be well approximated in $\varphi_0 + \Phi_K^{\varepsilon,\delta}$, where

$$\Phi_K^{\varepsilon,\delta} = \text{span}\{\varphi_k\}_{k=1}^K. \quad (3.2)$$

Here, our goal is to rigorously prove this proposition.

More precisely, let $\Pi_K^\varepsilon[u_\delta]$ denote the standard orthogonal projection on $\Phi_K^{\varepsilon,\delta}$:

$$\Pi_K^\varepsilon[u_\delta] : L^2(\Omega) \rightarrow \Phi_K^{\varepsilon,\delta}, \quad \langle v - \Pi_K^\varepsilon[u_\delta]v, \varphi \rangle = 0, \quad \forall \varphi \in \Phi_K^{\varepsilon,\delta}, \quad (3.3)$$

and let X_K be given by

$$X_K = \text{span}\{\chi_{A^k}\}_{k=1}^K = \text{span}\{\chi_{B^k}\}_{k=1}^K. \quad (3.4)$$

We shall show that every function $v \in u + X_K$ is well approximated in $\varphi_0 + \Phi_K^{\varepsilon,\delta}$ by its L^2 -orthogonal projection

$$Q_K^\varepsilon[u_\delta](v) = \varphi_0 + \Pi_K^\varepsilon[u_\delta](v - \varphi_0). \quad (3.5)$$

Similarly, we shall show that every $v \in X_K$ is well approximated by its orthogonal projection $\Pi_K^\varepsilon[u_\delta]v$ on $\Phi_K^{\varepsilon,\delta}$. The main result, given by Theorem 3.6, provides estimates of the L^2 errors in terms of ε and δ .

3.1 Preliminary results

From (2.23) with $v = u_\delta$, the monotonicity of $\hat{\mu}$, (2.12) and (2.21) we get

$$0 < C\delta \leq \mu_\varepsilon[u_\delta](x) \quad \text{a.e. } x \in \Omega \quad (3.6)$$

for every sufficiently small δ , where the constant C may depend on u , but is independent of δ and ε . Since ∇u_δ vanishes in D_δ by (2.7), assumptions (2.19) and (2.20) on $\hat{\mu}_\varepsilon$ yield

$$\mu_\varepsilon[u_\delta](x) = \varepsilon^{-1} \quad \text{a.e. } x \in D_\delta. \quad (3.7)$$

Together with the definition of $B_{\varepsilon,\delta}[\cdot, \cdot]$ in (2.26), and (3.6) we obtain

$$\varepsilon^{-1} \|\nabla v\|_{L^2(D_\delta)}^2 + C_1 \delta \|\nabla v\|_{L^2(\mathcal{M}_\delta)}^2 \leq B_{\varepsilon,\delta}[v, v] \quad (3.8)$$

for every $\delta > 0$ sufficiently small and every $v \in H^1(\Omega)$. By substituting $v = \varphi_k$ in the above and using (3.1) we get

$$\varepsilon^{-1} \|\nabla \varphi_k\|_{L^2(D_\delta)}^2 + C_1 \delta \|\nabla \varphi_k\|_{L^2(\mathcal{M}_\delta)}^2 \leq B_{\varepsilon,\delta}[\varphi_k, \varphi_k] \leq C. \quad (3.9)$$

Next we employ (3.9) and Poincaré-type inequalities to obtain L^2 estimates for φ_k in D_δ . To do that we require inequalities with constants independent of δ for the connected components of D_δ . We use Theorems 1 and 2 of [14] which yield the following: Let $p \geq 1$ and $\Lambda > 0$. There exists a constant $C > 0$ such that for every Λ -Lipschitz domain $W \subset \Omega$ and $v \in W^{1,p}(W)$,

$$\|v - \langle v \rangle_W\|_{L^p(W)} \leq C \|\nabla v\|_{L^p(W)}, \quad \forall v \in W^{1,p}(W), \quad (3.10)$$

where $\langle f \rangle_W$ denotes the average of f over W ,

$$\langle f \rangle_W = \frac{1}{\mathcal{L}(W)} \int_W f(x) dx, \quad (3.11)$$

with $\mathcal{L}(W)$ the Lebesgue measure of W . Moreover, if $\Gamma \subset \bar{\Omega}$ has positive $(d-1)$ -dimensional Hausdorff measure, then for every Λ -Lipschitz domain $W \subset \Omega$, with $\Gamma \subset \partial W$, and $v \in W^{1,p}(W)$ satisfying $v = 0$ on Γ ,

$$\|v\|_{L^p(W)} \leq C \|\nabla v\|_{L^p(W)}. \quad (3.12)$$

Corollary 3.1. *There exists a constant $C > 0$ such that for every $\varepsilon > 0$, $\delta > 0$ sufficiently small and $1 \leq j \leq K$,*

$$\|\varphi_0 - u^0\|_{L^2(E_\delta)}^2 \leq C\varepsilon, \quad \|\varphi_0 - \langle \varphi_0 \rangle_{B_\delta^j}\|_{L^2(B_\delta^j)}^2 \leq C\varepsilon \quad (3.13)$$

and

$$\|\varphi_k\|_{L^2(E_\delta)}^2 \leq C\varepsilon, \quad \|\varphi_k - \langle \varphi_k \rangle_{B_\delta^j}\|_{L^2(B_\delta^j)}^2 \leq C\varepsilon, \quad k = 1, \dots, K. \quad (3.14)$$

Proof. We show (3.13); the proof of (3.14) is similar. Fix $1 \leq m \leq M$. Then, for every sufficiently small δ , we have $\eta = \varphi_0 - u^0 \in H^1(E_\delta^m)$ with $\eta = 0$ on

$$\Gamma^m = \partial\Omega \cap \partial E_\delta^m,$$

by (2.18). As Γ^m contains an open set in the topology of $\partial\Omega$, its $(d-1)$ -dimensional Hausdorff measure is positive. Since E_δ^m is Λ -Lipschitz, with Λ independent of δ , by Poincaré (3.12), there exists $C_1 > 0$ such that

$$\|\eta\|_{L^2(E_\delta^m)} \leq C_1 \|\nabla \eta\|_{L^2(E_\delta^m)}. \quad (3.15)$$

Now, we use the above combined with (3.9) and $\nabla u^0 = 0$ in E_δ^m , to obtain

$$\|\varphi_0 - u^0\|_{L^2(E_\delta^m)} = \|\eta\|_{L^2(E_\delta^m)} \leq C_1 \|\nabla \varphi_0\|_{L^2(E_\delta^m)} \leq C_2 \sqrt{\varepsilon}, \quad (3.16)$$

which proves the first estimate in (3.13), since E_δ is the disjoint (finite) union of E_δ^m . The proof of the second estimate in (3.13) is similar, but relies on (3.10) instead of (3.12); therefore, it is omitted here. \square

While Corollary 3.1 provides L^2 estimates for φ_k in the connected components of D_δ , the following lemma provides L^2 estimates in the neighborhood \mathcal{M}_δ of the discontinuities of u . Especially, it yields that the contribution over \mathcal{M}_δ to the norm of φ_k is small. Note that to deduce this conclusion it is not enough to observe that the volume of \mathcal{M}_δ is small, since the functions φ_k themselves depend on δ .

Lemma 3.2. *There exists a positive constant C such that for every sufficiently small $\varepsilon, \delta > 0$,*

$$\|\varphi_0 - u^0\|_{L^2(\mathcal{M}_\delta)}^2 \leq C\delta \quad (3.17)$$

$$\|\varphi_k\|_{L^2(\mathcal{M}_\delta)}^2 \leq C\delta \quad k = 1, \dots, K. \quad (3.18)$$

Proof. Here we show only (3.18). We include estimate (3.17) here only for brevity; its proof is similar, though it requires Lemma 3.5. Thus, the correct order of our argument is (3.18), Lemma 3.3, Theorem 3.4, Lemma 3.5, and then (3.17). Note that by (3.17) we have that φ_0 also satisfies (3.18).

Fix $1 \leq k \leq K$, let $W = B^j$ for some $j = 1, \dots, K$ or $W = \Omega^m$ for some $m = 1, \dots, M$, and let

$$U_\delta = \{x \in W : \text{dist}(x, \partial W) < \delta\}. \quad (3.19)$$

By Theorem B.1 we have

$$\|\varphi_k\|_{L^2(U_\delta)}^2 \leq C \left(\delta^2 \|\nabla \varphi_k\|_{L^2(U_\delta)}^2 + \delta \|\varphi_k\|_{H^1(D_\delta)}^2 \right). \quad (3.20)$$

By using $\|\varphi_k\|_{L^2(\Omega)} = 1$ and (3.9), we estimate the right hand side of (3.20) and thus for δ, ε sufficiently small obtain

$$\|\varphi_k\|_{L^2(U_\delta)}^2 \leq C_1 \delta (1 + \varepsilon) \leq C\delta. \quad (3.21)$$

Since \mathcal{M}_δ is a subset of the finite union of all $\overline{U_\delta}$, we obtain (3.18) which completes the proof. \square

Following Corollary 3.1 and Lemma 3.2 we know that $\varphi_1, \dots, \varphi_K$ are approximately piecewise constant, and that the contributions over \mathcal{M}_δ to their L^2 -norms are small. This implies that each φ_k is close to some function in X_K . As we shall see in Theorem 3.6, the converse is also true; i.e., every function in X_K can be well approximated in $\Phi_K^{\varepsilon, \delta}$. Here – because in each B_δ^k , $\varphi_1, \dots, \varphi_K$ are close to their averages – this proposition reduces to the invertibility of the matrix of the averages $\langle \varphi_j \rangle_{B_\delta^k}$.

Lemma 3.3. *Let the matrix $\Sigma \in \mathbb{R}^{K \times K}$ be given by*

$$\Sigma = (\sigma_{kj}), \quad \sigma_{kj} = \langle \varphi_j \rangle_{B_\delta^k}, \quad k, j = 1, \dots, K. \quad (3.22)$$

There exist constants $0 < C_1 \leq C_2$ such that for every sufficiently small δ and ε ,

$$C_1 |\beta| \leq |\Sigma \beta| \leq C_2 |\beta|, \quad \beta \in \mathbb{R}^K. \quad (3.23)$$

Proof. Since the upper estimate in (3.23) is simple, here we only show the lower estimate $C_1 |\beta| \leq |\Sigma \beta|$, for some positive constant C_1 independent of β , ε , and δ . Let $\beta \in \mathbb{R}^K$ with $|\beta| = 1$ and $\varphi \in \Phi_K^{\varepsilon, \delta}$ be given by

$$\varphi = \sum_{j=1}^K \beta_j \varphi_j. \quad (3.24)$$

Then, we have

$$(\Sigma \beta)_k = \langle \varphi \rangle_{B_\delta^k}, \quad k = 1, \dots, K, \quad (3.25)$$

where $(\Sigma \beta)_k$ denotes the k -th entry of $\Sigma \beta$. Since $\varphi_1, \dots, \varphi_K$ are orthonormal and $|\beta| = 1$, we get

$$1 = \|\varphi\|_{L^2(\Omega)}^2 = \|\varphi\|_{L^2(E_\delta)}^2 + \|\varphi\|_{L^2(\mathcal{M}_\delta)}^2 + \sum_{k=1}^K \|\varphi\|_{L^2(B_\delta^k)}^2. \quad (3.26)$$

Due to (3.25), the function $\varphi - (\Sigma \beta)_k$ has zero average over B_δ^k and is, therefore, orthogonal to the constant in $L^2(B_\delta^k)$. Thus,

$$\|\varphi\|_{L^2(B_\delta^k)}^2 = \|\varphi - (\Sigma \beta)_k\|_{L^2(B_\delta^k)}^2 + \mathcal{L}(B_\delta^k) (\Sigma \beta)_k^2, \quad k = 1, \dots, K. \quad (3.27)$$

By Poincaré's inequality (3.10),

$$\|\varphi - (\Sigma \beta)_k\|_{L^2(B_\delta^k)}^2 \leq C \|\nabla \varphi\|_{L^2(B_\delta^k)}^2 \quad (3.28)$$

and by the triangle inequality and (3.9), we have

$$\|\nabla \varphi\|_{L^2(B_\delta^k)} \leq \sum_{j=1}^K |\beta_j| \|\nabla \varphi_j\|_{L^2(B_\delta^k)} \leq C \sqrt{\varepsilon}. \quad (3.29)$$

We further estimate $\|\varphi\|_{L^2(E_\delta)}$ and $\|\varphi\|_{L^2(\mathcal{M}_\delta)}$ in (3.26) using (3.14) and (3.18), and use that $B_\delta^k \subset B^k$, to obtain

$$1 \leq C(\varepsilon + \delta) + \sum_{k=1}^K \mathcal{L}(B_\delta^k)(\Sigma\beta)_k^2 \leq C(\varepsilon + \delta) + \max_k \mathcal{L}(B^k) |\Sigma\beta|^2. \quad (3.30)$$

Thus, for every δ and ε sufficiently small,

$$\tilde{C} \leq \max_k \mathcal{L}(B^k) |\Sigma\beta|^2 \quad (3.31)$$

which completes the proof. \square

3.2 Main results

Next we show that if $\varepsilon, \delta > 0$ are sufficiently small, then the first eigenvalue of $L_\varepsilon[u_\delta]$ is bounded from below by a constant independent of ε, δ .

Theorem 3.4. *There exists a positive constant C such that for every $\varepsilon, \delta > 0$ sufficiently small and for every $v \in H_0^1(\Omega)$,*

$$C\|\nabla v\|_{L^1(\Omega)} \leq \sqrt{B_{\varepsilon,\delta}[v, v]}, \quad C\|v\|_{L^2(\Omega)}^2 \leq B_{\varepsilon,\delta}[v, v]. \quad (3.32)$$

In particular, the second estimate yields $\lambda_1 \geq C > 0$.

Proof. We begin by showing the first estimate of (3.32). Let $v \in H_0^1(\Omega)$. Hölder's inequality and Lemma 4 of [5] yield

$$\delta\|\nabla v\|_{L^2(\mathcal{M}_\delta)}^2 \geq \frac{\delta}{\mathcal{L}(\mathcal{M}_\delta)} \|\nabla v\|_{L^1(\mathcal{M}_\delta)}^2 \geq C\|\nabla v\|_{L^1(\mathcal{M}_\delta)}^2. \quad (3.33)$$

Similarly we use Hölder's inequality to estimate $\|\nabla v\|_{L^2(D_\delta)}^2$ from below by $C\|\nabla v\|_{L^1(D_\delta)}^2$ and thus, by (3.8), for $\varepsilon > 0$ sufficiently small we get

$$C_1\|\nabla v\|_{L^1(\Omega)}^2 \leq B_{\varepsilon,\delta}[v, v], \quad (3.34)$$

which is equivalent to the first estimate of (3.32).

To verify the second estimate of (3.32), we only need to show that the smallest eigenvalue λ_1 of $L_\varepsilon[u_\delta]$ in $H_0^1(\Omega)$ is bounded from below by a constant C independent of ε and δ . Thus, for the proof we may set $\mathcal{V}_0^\delta = H_0^1(\Omega)$ and show that for every $\varepsilon, \delta > 0$ sufficiently small,

$$\lambda_1 = B_{\varepsilon,\delta}[\varphi_1, \varphi_1] \geq C.$$

Substituting $v = \varphi_1$ into (3.34) yields

$$\lambda_1 = B_{\varepsilon,\delta}[\varphi_1, \varphi_1] \geq C_1\|\nabla \varphi_1\|_{L^1(\Omega)}^2. \quad (3.35)$$

Thus for $\varepsilon, \delta > 0$ sufficiently small, by Poincaré's inequality (3.12) we get

$$\lambda_1 \geq C_1\|\nabla \varphi_1\|_{L^1(\Omega)}^2 \geq C_2\|\varphi_1\|_{L^1(\Omega)}^2. \quad (3.36)$$

Therefore,

$$\sqrt{\lambda_1} \geq \sqrt{C_2} \sum_{k=1}^K \mathcal{L}(B_\delta^k) |\langle \varphi_1 \rangle_{B_\delta^k}|. \quad (3.37)$$

As a consequence, for every $0 < \delta \leq \delta_0$, with δ_0 sufficiently small, we have

$$\sqrt{\lambda_1} \geq C_3 \min_k \mathcal{L}(B_{\delta_0}^k) \sum_{k=1}^K |\langle \varphi_1 \rangle_{B_\delta^k}|, \quad (3.38)$$

where we have used that $B_\delta^k \supset B_{\delta_0}^k$. Finally, Lemma 3.3 yields

$$\sum_{k=1}^K |\langle \varphi_1 \rangle_{B_\delta^k}| = |\Sigma e_1|_{\ell^1} \geq |\Sigma e_1| \geq C > 0, \quad (3.39)$$

where Σ is given by (3.22) and $e_1 = (1, 0, \dots, 0)^T \in \mathbb{R}^K$, and thus $\lambda_1 \geq C > 0$. Since λ_1 is the minimum of the Rayleigh quotient in $H_0^1(\Omega) \setminus \{0\}$, the last two estimates yield the second inequality in (3.32), which completes the proof. \square

Recall that we have not yet derived estimate (3.17) of Lemma 3.2. To do so, we will need to estimate the norm of $\varphi_0 - u^0$ (or φ_0) in Ω .

Lemma 3.5. *There exists a positive constant C , such that for each positive $\delta, \varepsilon > 0$ sufficiently small*

$$\|\varphi_0 - u^0\|_{L^2(\Omega)} \leq C, \quad k = 1, \dots, K. \quad (3.40)$$

Proof. Let $\eta \in \mathcal{V}_0^\delta$ be given by $\eta = \varphi_0 - u_\delta^0$, where u_δ^0 is the admissible approximation of u^0 . Then, (2.24) implies

$$B_{\varepsilon, \delta}[\varphi_0, \eta] = 0 \quad (3.41)$$

and thus using (3.1) we obtain

$$B_{\varepsilon, \delta}[\eta, \eta] \leq B_{\varepsilon, \delta}[\eta, \eta] + B_{\varepsilon, \delta}[\varphi_0, \varphi_0] = B_{\varepsilon, \delta}[u_\delta^0, u_\delta^0] \leq C. \quad (3.42)$$

Since $\eta = 0$ on $\partial\Omega$, we also have

$$\lambda_1 \|\eta\|_{L^2(\Omega)}^2 \leq B_{\varepsilon, \delta}[\eta, \eta] \leq C. \quad (3.43)$$

By Theorem 3.4, λ_1 is bounded from below by a positive constant independent of δ and ε , therefore,

$$\|\varphi_0 - u_\delta^0\|_{L^2(\Omega)} = \|\eta\|_{L^2(\Omega)} \leq C, \quad (3.44)$$

which yields (3.40) by the triangle inequality, (2.9) and (2.6) and thus completes the proof. \square

We can now prove our main results. Here, as above, we suppose u , given by (2.4), is approximated by admissible u_δ as defined in Section 2.2, and let X_K be given by (3.4). For ε, δ positive, $L_\varepsilon[\cdot]$ is given by (2.1) with $\mu_\varepsilon[\cdot]$ given by (2.19). Finally, we let φ_0 satisfy (2.24) and $\varphi_1, \dots, \varphi_K$ satisfy (2.25) weakly in \mathcal{V}_0^δ .

Theorem 3.6. 1. Let $\Pi_K^\varepsilon[u_\delta]$ be the orthogonal projection on $\Phi_K^{\varepsilon,\delta}$, given by (3.3). There exists a positive constant C such that for every $v \in X_K$ and every ε, δ sufficiently small,

$$\|v - \Pi_K^\varepsilon[u_\delta]v\|_{L^2(\Omega)} \leq C\sqrt{\varepsilon + \delta} \|v\|_{L^2(\Omega)}. \quad (3.45)$$

In particular, $v = \tilde{u}$ and $v = \chi_{A^k}$ ($k = 1, \dots, K$) satisfy (3.45).

2. Let $Q_K^\varepsilon[u_\delta]$ be the L^2 -orthogonal projection on $\varphi_0 + \Phi_K^{\varepsilon,\delta}$, given by (3.5). There exists a positive constant C such that for every $v \in u^0 + X_K$ and every ε, δ sufficiently small,

$$\|v - Q_K^\varepsilon[u_\delta](v)\|_{L^2(\Omega)} \leq C\sqrt{\varepsilon + \delta} (\|v - u^0\|_{L^2(\Omega)} + 1). \quad (3.46)$$

In particular, $v = u$ and $v = u^0$ satisfy (3.46).

Remark 3.7. Theorem 3.6 estimates the projection error for piecewise constant functions in X_K and $u^0 + X_K$. From these we immediately obtain error estimates for $L^2(\Omega)$ functions, e.g, admissible approximations of elements of X_K or $u^0 + X_K$. By the triangle inequality and Theorem 3.6, for every $v \in X_K$ and $w \in L^2(\Omega)$, we have

$$\|w - \Pi_K^\varepsilon[u_\delta]w\|_{L^2(\Omega)} \leq C\sqrt{\varepsilon + \delta} \|w\|_{L^2(\Omega)} + \|w - v\|_{L^2(\Omega)}, \quad (3.47)$$

and, similarly, if $v \in u^0 + X_K$ and $w \in L^2(\Omega)$, then

$$\|w - Q_K^\varepsilon[u_\delta](w)\|_{L^2(\Omega)} \leq C\sqrt{\varepsilon + \delta} (\|w - u^0\|_{L^2(\Omega)} + 1) + \|w - v\|_{L^2(\Omega)}. \quad (3.48)$$

In particular, (3.47) is satisfied for $v = \tilde{u}$ and $w = \tilde{u}_\delta$, and (3.48) is satisfied for $v = u$ and $w = u_\delta$ and for $v = u^0$ and $w = u_\delta^0$.

Similarly to Corollary 6 of [5], we have the following:

Corollary 3.8. 1. If u_h is the interpolation of u in a FE space V_h as in Proposition 2.2, and either $\mathcal{V}^h = V_h$ or $\mathcal{V}^h = H^1(\Omega)$, then for every $\varepsilon, h > 0$ sufficiently small, estimates (3.45) and (3.46) with $\delta = h$ hold true.

2. If u_δ is the mollification of u as in Proposition 2.3 and $\mathcal{V}^\delta = H^1(\Omega)$, then for every $\varepsilon, \delta > 0$ sufficiently small, estimates (3.45) and (3.46) hold true.

Proof. This corollary is a direct result of Theorem 3.6 and Propositions 2.2 and 2.3. \square

Assertion 1 of Corollary 3.8 is particularly important for applications, as it implies that our main estimates are valid not only for the continuous setting, but also for Galerkin FE discretizations as follows: Let u_h be the interpolant of u in a FE space V_h with mesh size h , and let $\varphi_0, \varphi_1, \dots, \varphi_K$ be the Galerkin FE solutions of (2.24), (2.25) with $u_\delta = u_h$ in V_h . By Assertion 1 of Corollary 3.8, the projections $\Pi_K^\varepsilon[u_h], Q_K^\varepsilon[u_h]$ defined by (3.3) and (3.5) – using the *computed* FE solutions $\varphi_0, \varphi_1, \dots, \varphi_K$ – satisfy (3.45) and (3.46) with $\delta = h$.

Proof of Theorem 3.6. Here, we only show (3.46); the proof of (3.45) is similar. We have

$$\|v - Q_K^\varepsilon[u_\delta](v)\|_{L^2(\Omega)} = \min_{\beta \in \mathbb{R}^K} \left\| (v - \varphi_0) - \sum_{k=1}^K \beta_k \varphi_k \right\|_{L^2(\Omega)}. \quad (3.49)$$

By Lemma 3.3 there exists a unique vector $\beta = (\beta_k) \in \mathbb{R}^K$ such that

$$\sum_{j=1}^K \beta_j \langle \varphi_j \rangle_{B_\delta^k} = \langle v - \varphi_0 \rangle_{B_\delta^k}, \quad k = 1, \dots, K, \quad (3.50)$$

and, moreover,

$$|\beta|^2 \leq C_1 \sum_{k=1}^K \langle v - \varphi_0 \rangle_{B_\delta^k}^2 \quad (3.51)$$

for $C_1 > 0$ independent of ε , δ and v . Thus, we get

$$|\beta| \leq \sqrt{C_1} \left[\sum_{k=1}^K \|v - \varphi_0\|_{L^2(B_\delta^k)}^2 \right]^{\frac{1}{2}}. \quad (3.52)$$

By Lemma 3.5, we have

$$\|v - \varphi_0\|_{L^2(B_\delta^k)} \leq \|v - u^0\|_{L^2(B_\delta^k)} + \|u^0 - \varphi_0\|_{L^2(B_\delta^k)} \leq \|v - u^0\|_{L^2(B_\delta^k)} + C \quad (3.53)$$

which yields

$$|\beta| \leq C(\|v - u^0\|_{L^2(\Omega)} + 1), \quad (3.54)$$

with $C > 0$ independent of ε , δ and v . Define

$$\varphi = \varphi_0 + \tilde{\varphi}, \quad \tilde{\varphi} = \sum_{k=1}^K \beta_k \varphi_k \in \Phi_K^{\varepsilon, \delta}. \quad (3.55)$$

Thus, we have

$$\|v - Q_K^\varepsilon[u_\delta](v)\|_{L^2(\Omega)} \leq \|v - \varphi\|_{L^2(\Omega)}. \quad (3.56)$$

By the triangle inequality, we get

$$\begin{aligned} \|v - \varphi\|_{L^2(\Omega)} &\leq \|v - \varphi\|_{L^2(E_\delta)} + \|v - u^0\|_{L^2(\mathcal{M}_\delta)} + \|u^0 - \varphi\|_{L^2(\mathcal{M}_\delta)} \\ &\quad + \sum_{k=1}^K \|v - \varphi\|_{L^2(B_\delta^k)}. \end{aligned} \quad (3.57)$$

Next we estimate each of the terms on the right hand side. Since $v = u^0$ in E_δ , we can estimate the first term as follows:

$$\begin{aligned} \|v - \varphi\|_{L^2(E_\delta)} &\leq \|u^0 - \varphi_0\|_{L^2(E_\delta)} + \|\tilde{\varphi}\|_{L^2(E_\delta)} \\ &\leq \|u^0 - \varphi_0\|_{L^2(E_\delta)} + \sum_{k=1}^K |\beta_k| \|\varphi_k\|_{L^2(E_\delta)} \\ &\leq C\sqrt{\varepsilon} (\|v - u^0\|_{L^2(\Omega)} + 1) \end{aligned} \quad (3.58)$$

because of (3.13), (3.14) and (3.54). The second term on the right hand side of (3.57) is the L^2 norm of the piecewise constant function $w = v - u^0$ in \mathcal{M}_δ . Since $w = 0$ a.e. in $\Omega \setminus \bigcup_{k=1}^K B^k$, we have

$$\|v - u^0\|_{L^2(\mathcal{M}_\delta)}^2 = \int_{\mathcal{M}_\delta} w^2 = \sum_{k=1}^K \int_{\mathcal{M}_\delta \cap B^k} w^2. \quad (3.59)$$

We now use that w^2 is constant in each B^k and that $\mathcal{L}(\mathcal{M}_\delta \cap B^k) = \mathcal{O}(\delta)$ [5, Lemma 4] to get

$$\int_{\mathcal{M}_\delta \cap B^k} w^2 = \mathcal{L}(\mathcal{M}_\delta \cap B^k) w^2|_{B^k} \leq C\delta \mathcal{L}(B^k) w^2|_{B^k} = C\delta \int_{B^k} w^2 \quad (3.60)$$

which yields

$$\|v - u^0\|_{L^2(\mathcal{M}_\delta)} \leq C\sqrt{\delta} \|v - u^0\|_{L^2(\Omega)}. \quad (3.61)$$

To estimate the third term we use Lemma 3.2 and (3.54) to obtain

$$\begin{aligned} \|u^0 - \varphi\|_{L^2(\mathcal{M}_\delta)} &\leq \|u^0 - \varphi_0\|_{L^2(\mathcal{M}_\delta)} + \sum_{k=1}^K |\beta_k| \|\varphi_k\|_{L^2(\mathcal{M}_\delta)} \\ &\leq C\sqrt{\delta} (\|v - u^0\|_{L^2(\Omega)} + 1). \end{aligned} \quad (3.62)$$

For each $k = 1, \dots, K$, we estimate $\|v - \varphi\|_{L^2(B_\delta^k)}$ as follows: Since β solves (3.50), we have $\langle v - \varphi \rangle_{B_\delta^k} = 0$, which by the Poincaré inequality (3.10) yields

$$\|v - \varphi\|_{L^2(B_\delta^k)} \leq C \|\nabla(v - \varphi)\|_{L^2(B_\delta^k)}. \quad (3.63)$$

Since $\nabla v = 0$ in B_δ^k , estimates (3.9) and (3.54) yield

$$\begin{aligned} \|v - \varphi\|_{L^2(B_\delta^k)} &\leq C_1 \|\nabla \varphi\|_{L^2(B_\delta^k)} \leq C_1 \left(\|\nabla \varphi_0\|_{L^2(B_\delta^k)} + \sum_{j=1}^K |\beta_j| \|\nabla \varphi_j\|_{L^2(B_\delta^k)} \right) \\ &\leq C_2 \sqrt{\varepsilon} (\|v - u^0\|_{L^2(\Omega)} + 1). \end{aligned} \quad (3.64)$$

Finally, by combining the above, we obtain

$$\|v - Q_K^\varepsilon[u_\delta](v)\|_{L^2(\Omega)} \leq \|v - \varphi\|_{L^2(\Omega)} \leq C\sqrt{\varepsilon + \delta} (\|v - u^0\|_{L^2(\Omega)} + 1) \quad (3.65)$$

which completes the proof. \square

4 Numerical examples

Here we present numerical examples which illustrate the main results of our analysis and, in particular, the remarkable accuracy of AS decompositions for piecewise constant media¹. First, we consider media comprised of a constant background u^0 and a single characteristic function. Secondly we consider a medium which consists of an inhomogeneous background comprised of five sets Ω^m , $m = 1, \dots, 5$, and four interior inclusions A^k , $k = 1, \dots, 4$ (see Section 2.1). In the third example, we consider a medium which consists of four adjacent squares in a constant background. Since the boundaries of the squares are not mutually disjoint, this example is not covered by our theory. Next we apply the AS decomposition to two more complex examples that are not covered by our theory: a polygonal approximation of the map of Switzerland with its 26 cantons and the well-known Marmousi model from seismic imaging. Finally, we devise a simple iterative inversion algorithm based on AS decompositions to solve a standard deconvolution inverse problem from optical imaging [15].

¹We will use the term *medium* for functions from $\Omega \subset \mathbb{R}^2$ into \mathbb{R} .

In all examples the domain $\Omega \subset \mathbb{R}^2$ is rectangular and we use a regular, uniform triangular mesh \mathcal{T}_h whose vertices lie on an equidistant Cartesian grid of size $h > 0$. We let $\mathcal{V}^\delta \subset H^1(\Omega)$, with $\delta = h$, be the standard \mathcal{P}^1 FE space of continuous piecewise linear functions and set $\mathcal{V}_0^\delta = \mathcal{V}^\delta \cap H_0^1$. For piecewise constant u , we let u_δ denote the H^1 -conforming (continuous) interpolation of u in the FE space \mathcal{V}^δ .

We consider decompositions associated with $L_\varepsilon[u_\delta]$ given by (2.1) with $\mu_\varepsilon[\cdot]$ of the form (2.2) with $q = 2$. We compute the approximation of the background φ_0 and the first few eigenfunctions φ_k of $L_\varepsilon[u_\delta]$ by numerically solving (2.24) and (2.25) using the Galerkin FE method. The discretization of (2.25) leads to a generalized eigenvalue problem

$$A\varphi_k = \lambda_k M\varphi_k \quad \text{for } k = 1, \dots, K, \quad (4.1)$$

where the stiffness matrix A corresponds to the discretization of $L_\varepsilon[u_\delta]$ and M is the mass matrix. We solve (4.1) numerically using the MATLAB function `eigs`.

Once we have obtained $\varphi_0 \in \mathcal{V}^\delta$ and $\varphi_k \in \mathcal{V}_0^\delta$ for $k = 1, \dots, K$, we can compute the projections $\Pi_K^\varepsilon[u_\delta]$ and $Q_K^\varepsilon[u_\delta]$ given by (3.3) and (3.5). Since $\{\varphi_k\}_{k=1}^K$ are computed numerically, they satisfy $\langle \varphi_k, \varphi_j \rangle = \delta_{kj}$ only up to a small error. This slight loss of orthonormality causes small errors when computing the projection $\Pi_K^\varepsilon[u_\delta]$ directly from the Fourier expansion

$$\Pi_K^\varepsilon[u_\delta]v = \sum_{k=1}^K \langle \varphi_k, v \rangle \varphi_k.$$

To avoid these errors, we instead compute $\Pi_K^\varepsilon[u_\delta]v$ by solving the K -dimensional least squares problem

$$\Pi_K^\varepsilon[u_\delta]v = \underset{w \in \Phi_K^{\varepsilon, \delta}}{\operatorname{argmin}} \|v - w\|_{L^2(\Omega)}, \quad \Phi_K^{\varepsilon, \delta} = \operatorname{span}\{\varphi_k\}_{k=1}^K.$$

When validating the conclusion of Theorem 3.6 and its corollary in Remark 3.7, we shall focus on two types of errors

$$\|u - Q_K^\varepsilon[u_\delta](u)\|_{L^2(\Omega)} \quad \text{and} \quad \|u_\delta - Q_K^\varepsilonu_\delta\|_{L^2(\Omega)}; \quad (4.2)$$

the first measures the misfit to the true medium u whereas the second measures the misfit to the continuous interpolant u_δ . Note that in both cases the same AS basis is used. Computing these expressions requires the evaluation of L^2 inner products. As the functions participating in the expression on the right lie in the FE space \mathcal{V}^δ , we can evaluate the needed integrals exactly. In contrast, the expression on the left includes inner products involving a piecewise constant function whose discontinuities are, in general, not aligned with the mesh. Thus, to evaluate the integrals for the error on the left in (4.2), we use a numerical quadrature rule from ACM TOMS algorithm #584 [16] with degree of precision of 8 and 19 quadrature points.

In principle, $\varepsilon > 0$ should be as small as possible, while sufficiently large so that the matrix A is well-conditioned. Unless specified otherwise, we always use $\varepsilon = 10^{-8}$.

4.1 Four simple shapes

We consider the four 2-dimensional piecewise constant media $u : \Omega \rightarrow \mathbb{R}$, in $\Omega = (0, 1)^2$, shown in Fig. 3. All four vanish on the boundary $\partial\Omega$ and correspond to the characteristic function

$$u(x) = \tilde{u}(x) = \chi_{A^1}(x), \quad x \in \Omega \quad (4.3)$$

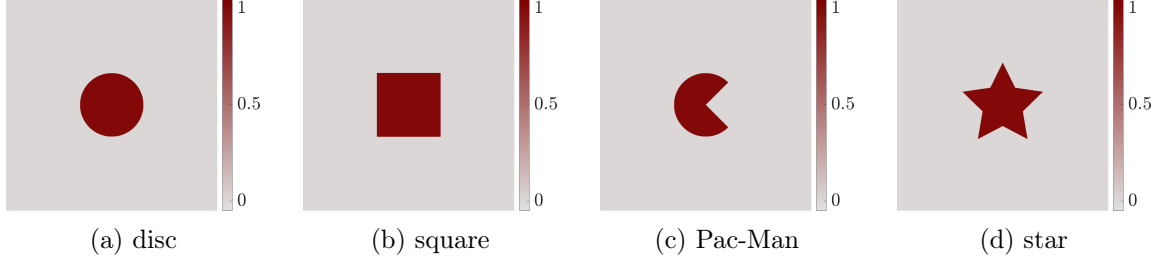


Figure 3: Four simple shapes. The exact medium u (or u_δ) consists of a single characteristic function χ_{A^1} and vanishing u^0 .

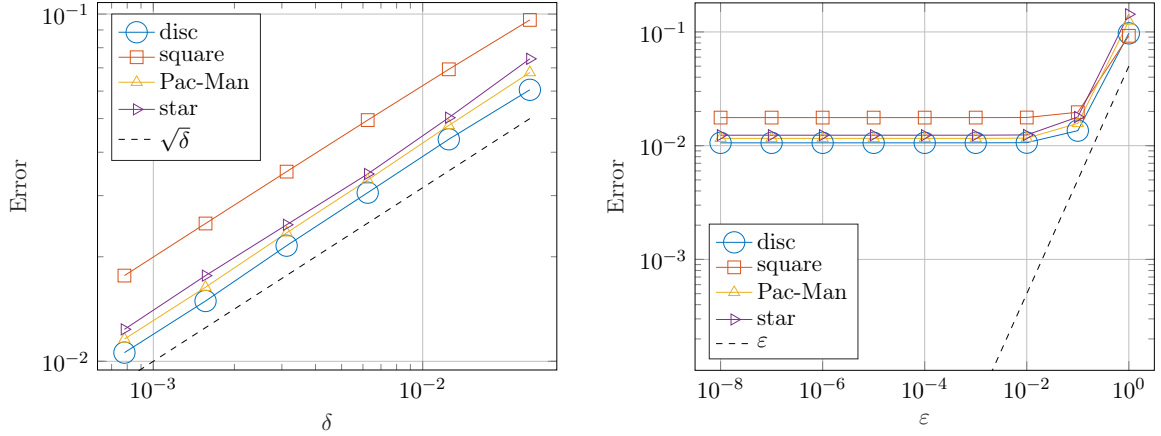


Figure 4: Four simple shapes. The error $\|u - \Pi_1^\varepsilon[u_\delta](u)\|_{L^2(\Omega)}$. Left: the error as a function of δ for fixed $\varepsilon = 10^{-8}$. Right: the error as a function of ε for fixed mesh-size $\delta = 0.05/2^6$.

of a Lipschitz domain and are therefore covered by our analysis. The sets are chosen purposely with different geometric properties: the disc is convex with a smooth boundary; the square is convex, but its boundary is only piecewise smooth; the Pac-Man and the star are both non-convex with piecewise smooth boundaries.

In Figure 4, we show the error $\|u - \Pi_1^\varepsilon[u_\delta](u)\|_{L^2(\Omega)}$. The left frame shows the error for varying mesh-size δ but fixed $\varepsilon = 10^{-8}$. For all four shapes, the error decays as $\mathcal{O}(\sqrt{\delta})$, as proved in Theorem 3.6. The right frame of Figure 4 shows the error $\|u - \Pi_1^\varepsilon[u_\delta](u)\|_{L^2(\Omega)}$ for varying ε on the fixed finest mesh, i.e., with smallest δ . The error initially decreases with ε but then levels off at about 10^{-2} , at which point it can only be improved by further refining the mesh.

To eliminate the interpolation error and thereby illustrate the estimates of Remark 3.7, we show in Figure 5 the projection error $\|u_\delta - \Pi_1^\varepsilonu_\delta\|_{L^2(\Omega)}$. On the left, we show the approximation error for varying δ , with $\varepsilon = 10^{-8}$ fixed: The projections of the disc, the square, and the Pac-Man in the AS basis are remarkably good, with errors at about 10^{-9} . For these cases, the projection of each u_δ (hence the first eigenfunction φ_1 of $L_\varepsilon[u_\delta]$) essentially coincides with u_δ itself. In contrast, the error for the star is larger, though it decays at a rate of $\mathcal{O}(\delta)$, still faster than the upper estimate of $\mathcal{O}(\sqrt{\delta})$ in Remark 3.7. In all cases, the errors here are significantly smaller than those in the left frame of Figure 4, indicating that the

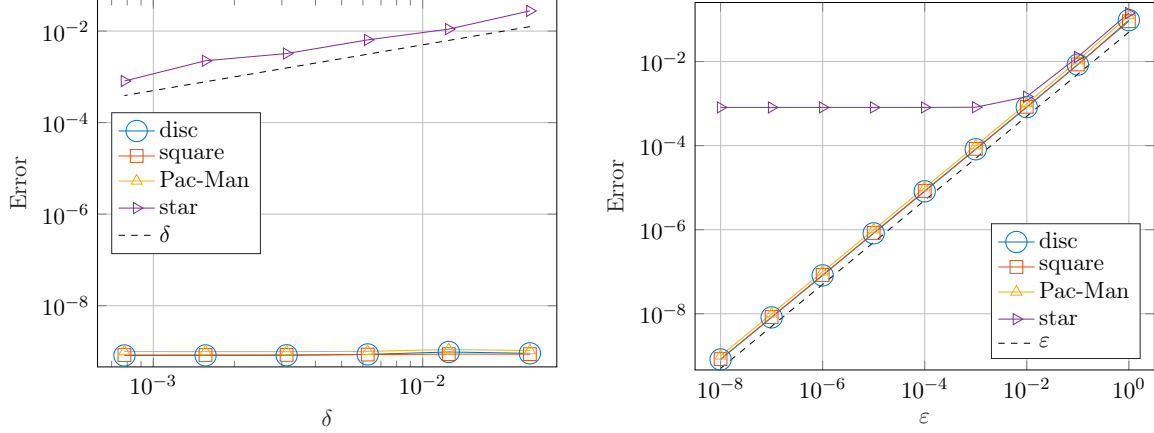


Figure 5: Four simple shapes. The error $\|u_\delta - \Pi_1^\varepsilonu_\delta\|_{L^2(\Omega)}$. Left: the error as a function of δ for fixed $\varepsilon = 10^{-8}$. Right: the error as a function of ε for fixed mesh-size $\delta = 0.05/2^6$.

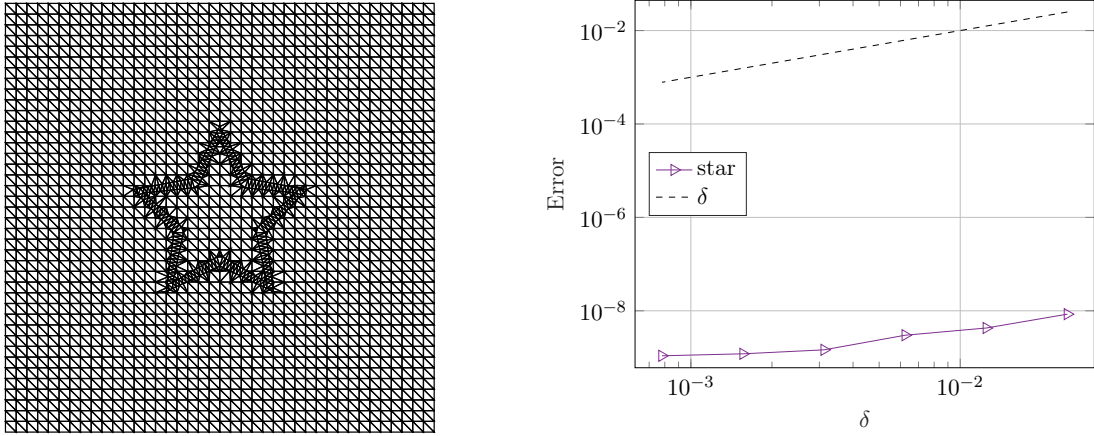


Figure 6: Four simple shapes. Left: The aligned mesh for the star-shaped medium with $\delta = 0.05/2^2$. Right: the error $\|u_\delta - \Pi_1^\varepsilonu_\delta\|_{L^2(\Omega)}$ for mesh-sizes $\delta = 0.05/2^m$, $m = 1, \dots, 6$, and fixed $\varepsilon = 10^{-8}$.

errors in Figure 4 are mainly due to interpolating u in \mathcal{V}^δ .

The error $\|u_\delta - \Pi_1^\varepsilonu_\delta\|_{L^2(\Omega)}$ for varying ε and fixed δ is shown in the right frame of Figure 5. Here we observe a decay rate of $\mathcal{O}(\varepsilon)$, which is also faster than the upper estimate in Remark 3.7. Here, for all shapes but the star, the error decreases with ε down to about 10^{-9} . In contrast, the error for the star levels off at about 10^{-3} .

The significant difference in the behavior of the error for the star compared to the other shapes, shown in Figure 5, is due to the geometry of the discontinuities in the media and the mesh. Indeed, if we repeat the experiment for the star but with a locally adapted mesh aligned with the star's geometry, as shown in Figure 6, the error $\|u_\delta - \Pi_1^\varepsilonu_\delta\|_{L^2(\Omega)}$ also drops below 10^{-8} . Note that while δ is smaller in this test than it is in the tests shown in Figure 5, this reduction by itself is not sufficient to explain the difference in the errors between figures 5 and 6, which is of about 6 orders of magnitude.

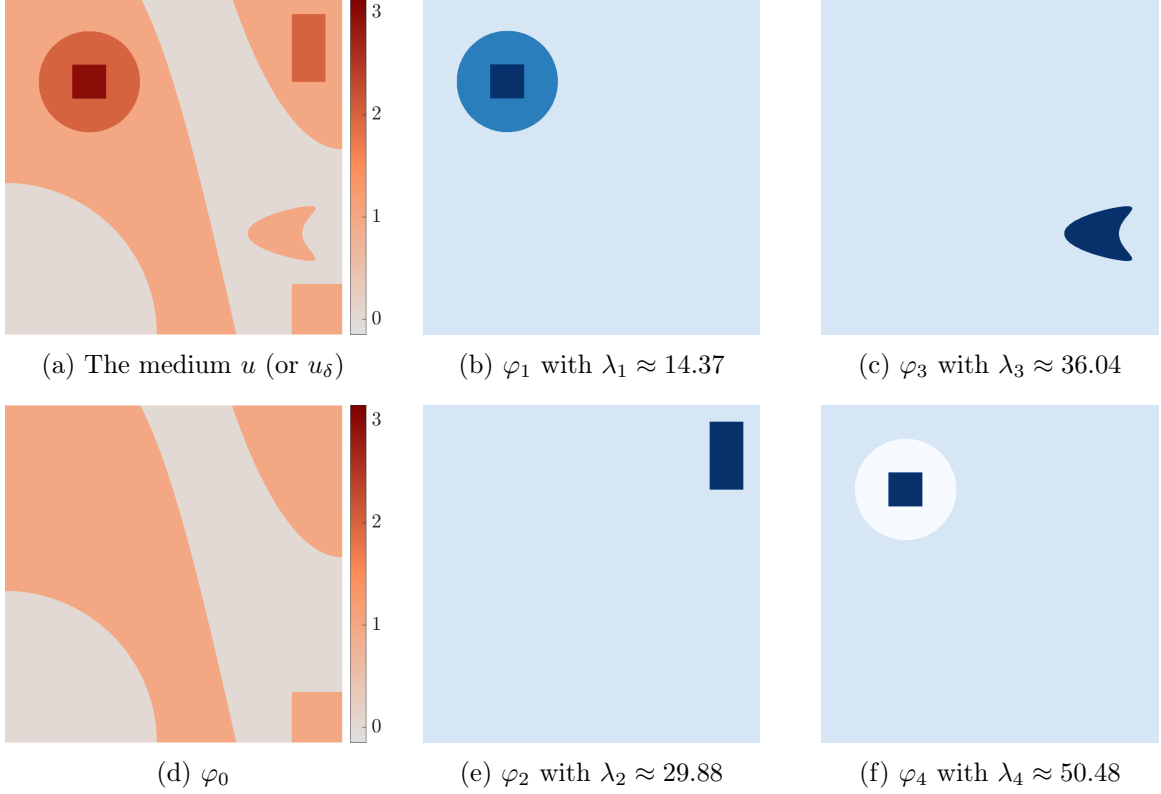


Figure 7: Nonuniform background. The exact medium u with its background φ_0 and first four eigenpairs (λ_i, φ_i) , $i = 1, \dots, 4$.

4.2 Nonuniform background

Next we consider a medium u with non-constant background u^0 . We let $u : \Omega \rightarrow \mathbb{R}$ be the medium shown in frame (a) of Fig. 7, and $\Omega = (0, 1)^2$. Here u admits a decomposition (2.4), (2.5) with $M = 5$ and $K = 4$. Figure 7 also shows the approximation φ_0 of the background and the first four eigenfunctions $\varphi_1, \dots, \varphi_4$ of $L_\varepsilon[u_\delta]$.

Figure 8 (left) shows the error $\|u - Q_K^\varepsilon[u_\delta](u)\|_{L^2(\Omega)}$ with $K = 4$, for six different meshes with $\delta = 0.05/2^m$, $m = 1, \dots, 6$. Here we observe an error decay of $\mathcal{O}(\sqrt{\delta})$, consistent with our theoretical estimates. The right frame of Figure 8 shows the error $\|u_\delta - Q_K^\varepsilonu_\delta\|_{L^2(\Omega)}$ with $K = 4$, as a function of ε with fixed $\delta = 0.05/2^6$. Again, we observe a convergence rate of $\mathcal{O}(\varepsilon)$, faster than the $\mathcal{O}(\sqrt{\varepsilon})$ rate proved in Remark 3.7.

4.3 Four adjacent Squares

Let Ω be the unit square $\Omega = (0, 1)^2$ and

$$u(x) = \sum_{k=1}^4 \alpha_k \chi_{A^k}(x), \quad x \in \Omega, \quad (4.4)$$

with $\alpha_k = k$, for $k = 1, \dots, 4$, the piecewise constant medium shown in Fig. 9. Since the boundaries ∂A^k of the squares A^k are not mutually disjoint, this example is not covered

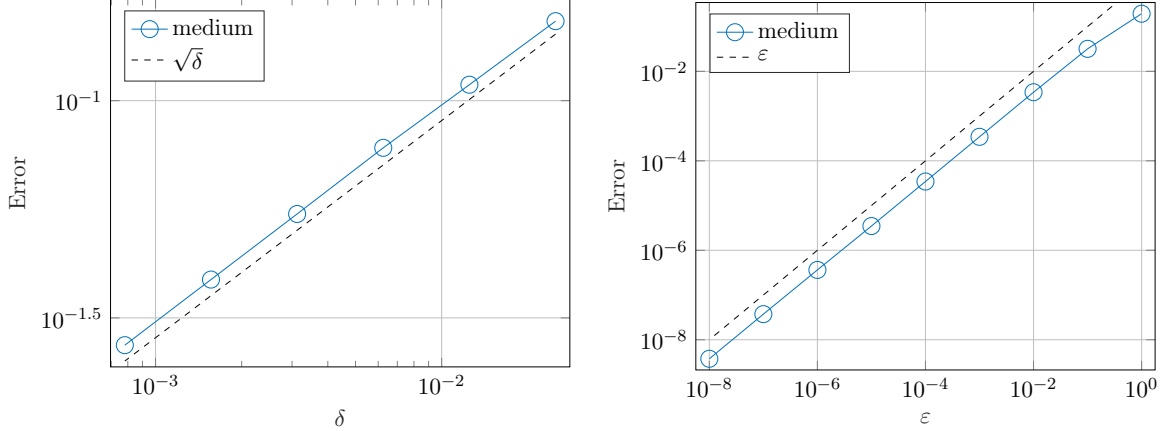


Figure 8: Nonuniform background. Left: the error $\|u - Q_4^\varepsilon[u_\delta](u)\|_{L^2(\Omega)}$ for mesh-sizes $\delta = 0.05/2^m$, $m = 1, \dots, 6$, and fixed $\varepsilon = 10^{-8}$. Right: the error $\|u_\delta - Q_4^\varepsilonu_\delta\|_{L^2(\Omega)}$ for $\varepsilon = 10^{-m}$, $m = 0, \dots, 8$, and fixed mesh-size $\delta = 0.05/2^6$.

by our analysis. However, we may still compute the AS approximation and measure the approximation error.

In Figure 10 we still observe errors of $\mathcal{O}(\sqrt{\delta})$, consistent with our theoretical estimates. Again, the error with respect to ε decays with a rate of $\mathcal{O}(\varepsilon)$, as seen in Figure 10.

4.4 Map of Switzerland

Here we consider the polygonal approximation of the map of Switzerland with its $K = 26$ cantons, shown in frame (a) of Figure 11, where each canton admits a constant value. The data of the map are given on a discrete rectangular pixel based $1563 \text{ px} \times 1002 \text{ px}$ grid with grid-size $\delta = 1 \text{ px}$. We interpolate the data to obtain $u_\delta \in \mathcal{V}_0^\delta$, and compute the first $K = 26$ eigenfunctions, $\varphi_1, \dots, \varphi_K$ of $L_\varepsilon[u_\delta]$; frames (c), (d) and (e) of Figure 11 show three of the eigenfunctions.

Although a single eigenfunction does not necessarily correspond to any particular canton, we may still represent each canton in $\Phi_{26}^{\varepsilon, \delta} = \text{span}\{\varphi_k\}_{k=1}^{26}$. If u^c is the characteristic function for a canton shown in the map in Figure 11, and u_δ^c is its continuous (piecewise linear) interpolant in \mathcal{V}^δ , we can use the AS basis $\{\varphi_k\}_{k=1}^K$ to approximate u_δ^c as

$$u_\delta^c \approx \Pi_K^\varepsilon[u_\delta] u_\delta^c = \sum_{k=1}^K \beta_k \varphi_k,$$

with $K = 26$. In Figure 12 we show the approximations for the cantons of Bern, Grisons, and St. Gallen in $\Phi_{26}^{\varepsilon, \delta} = \text{span}\{\varphi_k\}_{k=1}^K$. These reconstructions approximate very well the exact cantons in Figure 11.

4.5 The Marmousi model

As a last example we consider the subsurface model of the P-wave velocity of the AGL elastic Marmousi model shown in Figure 13, see [17, 18]. The data of the model is given as nodal

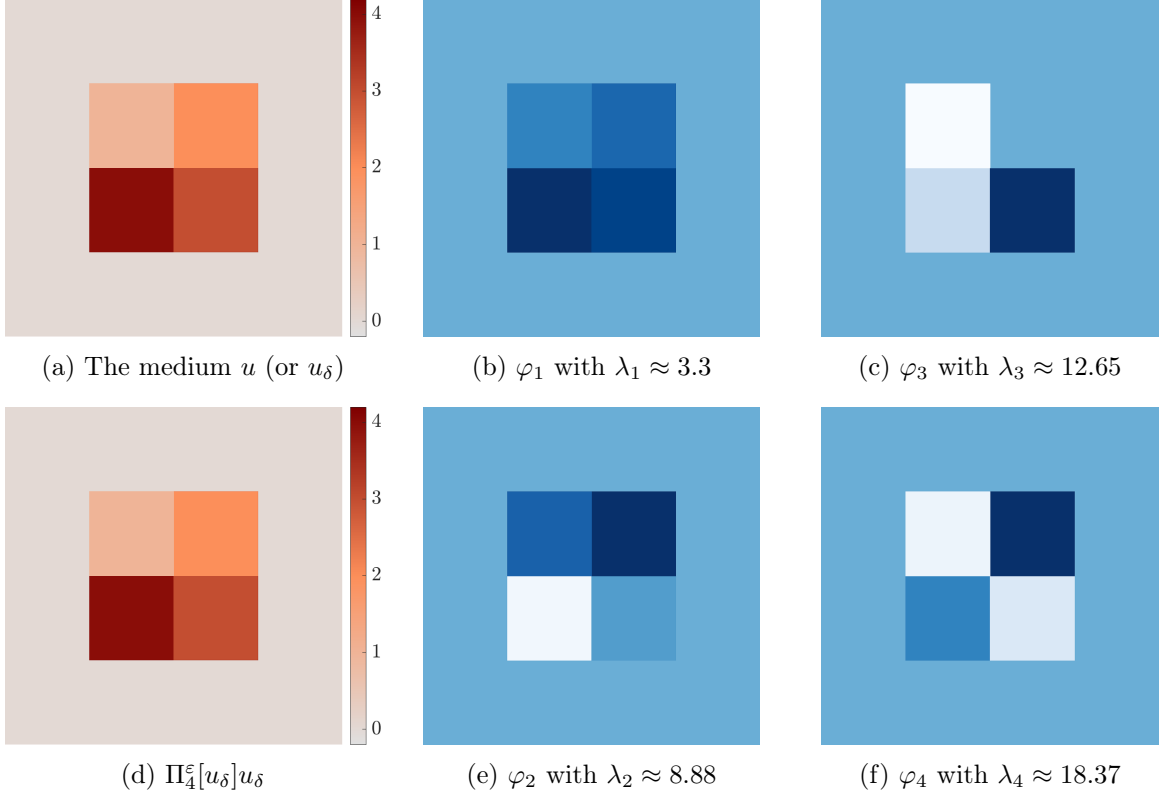


Figure 9: Adjacent squares. The medium u and the first four eigenfunctions φ_k , $k = 1, \dots, 4$, of the operator $L_\varepsilon[u_\delta]$, together with its AS decomposition $\Pi_4^\varepsilonu_\delta$ computed on a mesh with $\delta = 0.05/2^6$.

values on a discrete rectangular mesh representing a $17 \text{ km} \times 3.5 \text{ km}$ area. We interpolate the data in \mathcal{V}^δ with $\delta = 2.5 \text{ m}$ to obtain u_δ . Next, we compute the background $\varphi_0 \in \mathcal{V}^\delta$ as well as the first 100 eigenfunctions of the operator $L_\varepsilon[u_\delta]$.

Remarkably, the background φ_0 already yields a good approximation of the model with a relative error of

$$\frac{\|u_\delta - Q_0^\varepsilonu_\delta\|_{L^2(\Omega)}}{\|u_\delta\|_{L^2(\Omega)}} = \frac{\|u_\delta - \varphi_0\|_{L^2(\Omega)}}{\|u_\delta\|_{L^2(\Omega)}} \approx 12.8\%,$$

probably because many of the internal layers in the model reach the boundary and thus can be recovered by φ_0 . In contrast, the eigenfunctions φ_k ($k \geq 1$) account for variations of the medium in the interior of the domain. Here, the additional contribution of the first $K = 100$ eigenfunctions to the approximation further reduces the relative error to $\|u_\delta - Q_K^\varepsilonu_\delta\|_{L^2(\Omega)} / \|u_\delta\|_{L^2(\Omega)} \approx 3.8\%$.

4.6 Inverse Problem

Here we devise an iterative inversion algorithm based on AS decompositions to solve a standard linear deconvolution inverse problem which occurs in optical imaging [15]. Hence, we consider

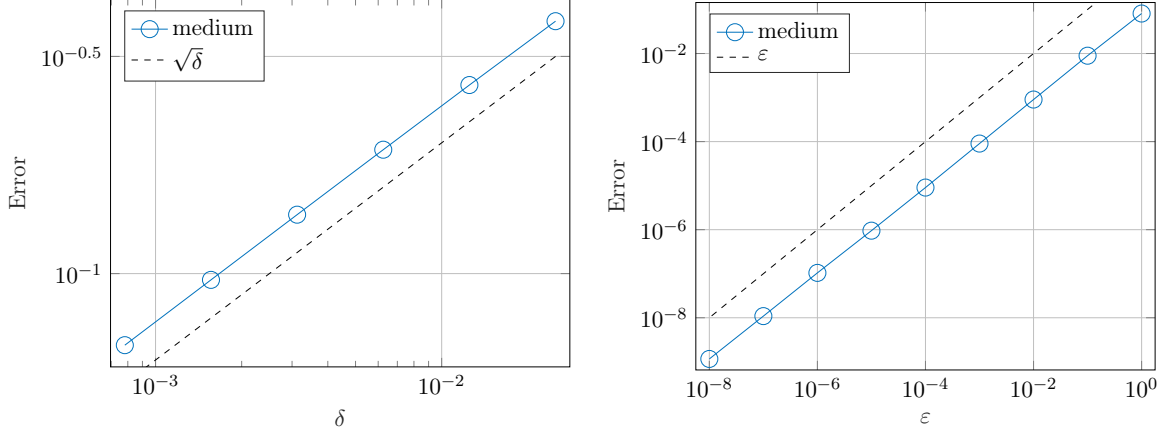


Figure 10: Adjacent squares. Left: the error $\|u - \Pi_4^\varepsilon[u_\delta](u)\|_{L^2(\Omega)}$ for mesh-sizes $\delta = 0.05/2^m$, $m = 1, \dots, 6$, and fixed $\varepsilon = 10^{-8}$. Right: the error $\|u_\delta - \Pi_4^\varepsilonu_\delta\|_{L^2(\Omega)}$ for $\varepsilon = 10^{-m}$, $m = 0, \dots, 8$, and fixed mesh-size $\delta = 0.05/2^6$;

the Fredholm integral equation of the first kind

$$Fu = y \quad (4.5)$$

where $F : L^2(\Omega) \rightarrow L^2(\Omega)$ is the convolution operator

$$Fu(x) = \int_{\Omega} g(x - x')u(x') dx', \quad (4.6)$$

with $\Omega = (0, 1)^2$ and g the Gaussian kernel

$$g(x) = \frac{1}{2\pi\gamma^2} e^{-\frac{|x|^2}{2\gamma^2}}, \quad \gamma = \frac{1}{32}. \quad (4.7)$$

Given the noisy observation y^η of $y^\dagger = Fu^\dagger$ where $\|y^\dagger - y^\eta\|_{L^2(\Omega)} \leq \eta$, we wish to reconstruct the true medium/image u^\dagger . In doing so, we assume the FE interpolant u_h^\dagger of u^\dagger is known on the boundary $\partial\Omega$.

First, we formulate the problem as the minimization of

$$\mathcal{J}(u) = \frac{1}{2} \|Fu - y^\eta\|_{L^2(\Omega)}^2 \quad (4.8)$$

in some appropriate space. Then, we proceed iteratively as follows: In the m -th iteration, given the previous estimate $u^{(m-1)}$ of u^\dagger , we compute $\varphi_k^{(m)}$ ($k = 0, \dots, K$) by solving

$$\begin{aligned} L_\varepsilon[u^{(m-1)}]\varphi_0^{(m)} &= 0 & \text{in } \Omega, & \quad \varphi_0^{(m)} = u_h^\dagger & \text{on } \partial\Omega, \\ L_\varepsilon[u^{(m-1)}]\varphi_k^{(m)} &= \lambda_k \varphi_k^{(m)} & \text{in } \Omega, & \quad \varphi_k^{(m)} = 0 & \text{on } \partial\Omega. \end{aligned} \quad (4.9)$$

Next, we compute the current estimate, $u^{(m)}$, by solving the least squares (LS) problem:

$$u^{(m)} = \arg \min \left\{ \mathcal{J}(u) : u \in \varphi_0^{(m)} + \Phi_K^{(m)} \right\}, \quad \Phi_K^{(m)} = \text{span} \left\{ \varphi_k^{(m)} \right\}_{k=1}^K. \quad (4.10)$$

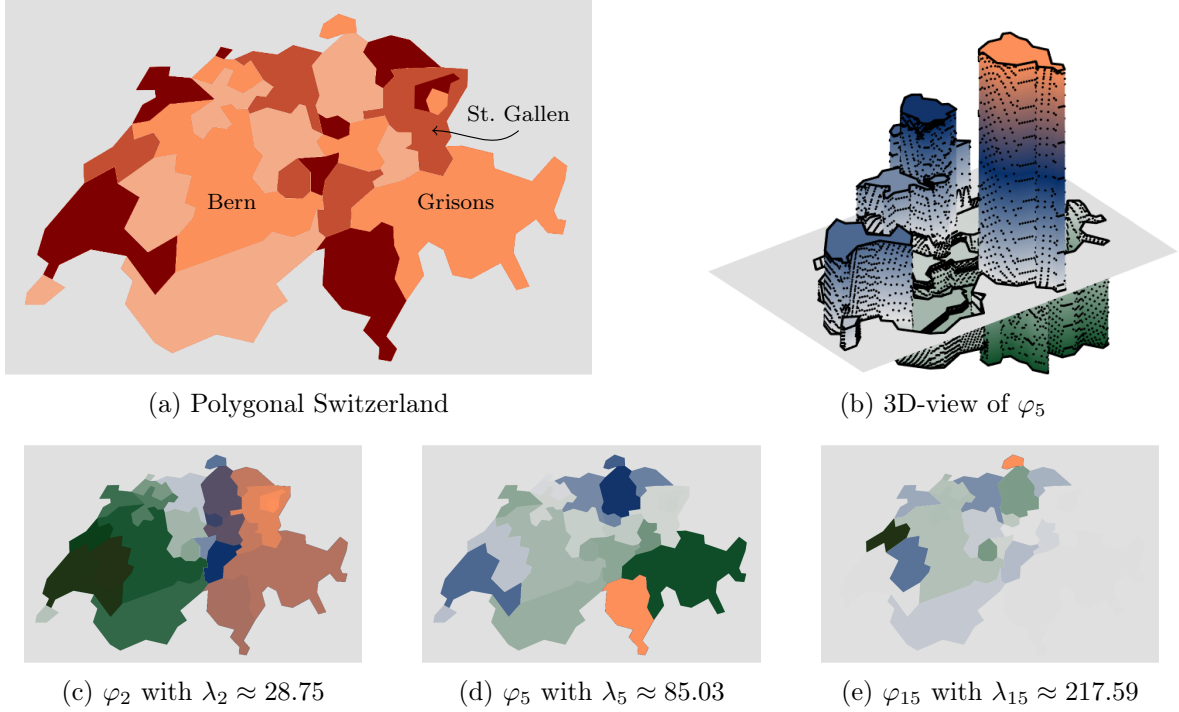


Figure 11: Polygonal approximation of the map of Switzerland u_δ and its 26 cantons (top left), together with three eigenfunctions φ_k , $k = 2, 5, 15$, of the operator $L_\varepsilon[u_\delta]$.

Since the dimension K of this LS problem is small, we may solve it directly. The iteration stops when the discrepancy principle,

$$\|Fu^{(m)} - y^\eta\|_{L^2(\Omega)} \leq \tau\eta, \quad (4.11)$$

is satisfied for some fixed $\tau \geq 1$; then u^{ASI} denotes the estimate $u^{(m)}$ at the final iteration.

In practice, we solve the problem numerically with the FE method. As in the previous numerical examples, we use standard \mathcal{P}^1 -FE on a uniform triangular mesh with mesh size $h = \delta = 0.00625$ to discretize the deconvolution problem (4.5) and the AS problems (4.9), (4.10). The discretization of (4.5) yields a linear system of equations

$$F_h \vec{u}_h = \vec{y}_h, \quad (4.12)$$

which is ill-conditioned as the smallest singular value of F_h is $\sigma_{\min} \approx 10^{-17}$. For the test below we let the exact medium/image u^\dagger be given by Figure 7a, the noise $\eta \approx 4\%$ and set $u^{(0)} = y^\eta$ and $K = 100$. Thus the dimension $K = 100$ of the LS problem in (4.10) is indeed small compared to the dimension $N \approx 26'000$ of the FE space and we can solve it directly.

For comparison, we also solve the deconvolution problem with two other standard approaches. In the first, we solve (4.12) directly using the LU-decomposition to obtain the solution u^{LU} . In the second, we apply the truncated singular value decomposition (TSVD), i.e., we regularize (4.12) by replacing all singular values of F_h smaller than $\sqrt{\eta}$ by zeros; see [15, Chapter 8] or [19, Chapter 1] for more details; that solution is denoted by u^{TSVD} .



Figure 12: Map of Switzerland. Three cantons approximated in the truncated AS basis $\{\varphi_k\}_{k=1}^K$ with $K = 26$.

Table 1 provides the relative L^2 error

$$e_r = \frac{\|u - u_h^\dagger\|_{L^2(\Omega)}}{\|u_h^\dagger\|_{L^2(\Omega)}} \quad \text{and the ratio} \quad \tau = \frac{1}{\eta} \|Fu - y^\eta\|_{L^2(\Omega)} \quad (4.13)$$

for the discrepancy principle (4.11), for the three reconstructions u^{ASI} , u^{TSVD} , and u^{LU} shown in Figure 14. As expected, using the LU-decomposition for solving the inverse problem produces the solution with the largest relative L^2 error, despite a rather small misfit. The TSVD solution u^{TSVD} yields an acceptable reconstruction with a relative error less than 20 % and $\tau \approx 1$. Still, as shown in Figure 14b, the discontinuities are not well represented. In contrast, the ASI solution in Figure 14a has the smallest relative L^2 error while discontinuities in the medium are better detected. Clearly, there are many available image reconstruction techniques more sophisticated than TSVD [15, 19, 20], which is only used here for the purpose of illustration.

	ASI	TSVD	LU
e_r	15.1 %	18.9 %	$3.3 \cdot 10^{14}$ %
τ	1.06	1.07	0.001

Table 1: Inverse problem. The relative error e_r and the relative misfit τ given by (4.13) for the three reconstructions u^{ASI} , u^{TSVD} and u^{LU} for the inverse problem (4.12) with 4 % added noise.

Declarations

Acknowledgments. We thank Giovanni Alberti and Gianluca Crippa for their useful comments and suggestions regarding Appendix A.

Funding. The authors declare that no funds, grants, or other support were received during the preparation of this manuscript.

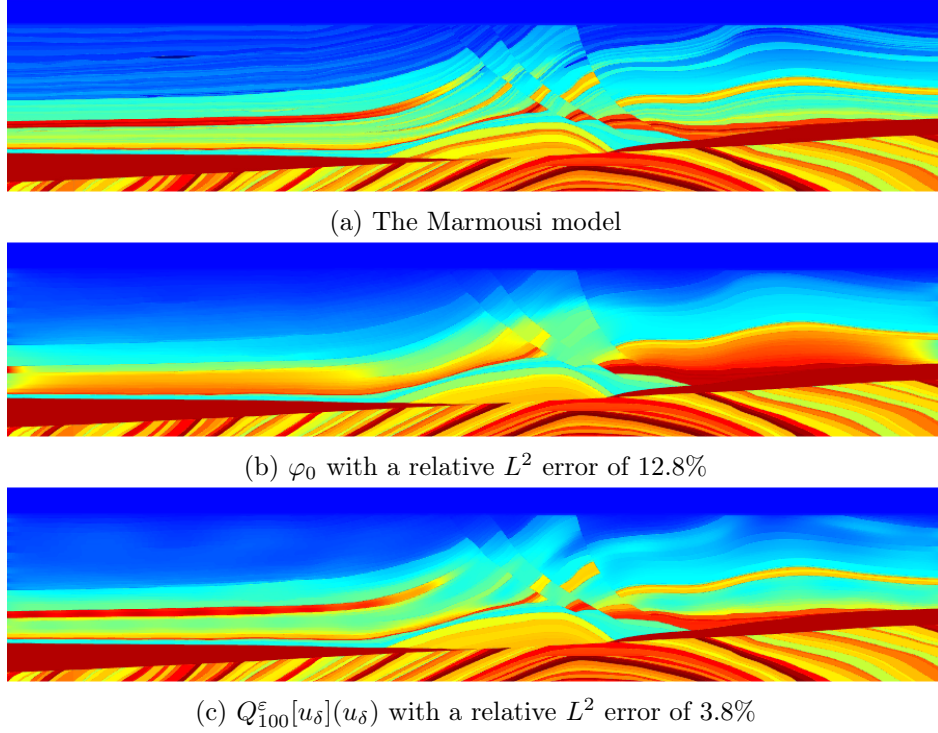


Figure 13: The original Marmousi model with its background φ_0 and AS decomposition with 100 eigenfunctions.

Data Availability The numerical results used to confirm the theory and illustrate its usefulness were generated with Matlab codes not intended for public distribution. However, the corresponding author would certainly make them available upon reasonable request.

A Level sets of distance functions

In the following, for $p_1, p_2 \in \mathbb{R}^d$, $\text{dist}(p_1, p_2)$ denotes the Euclidean distance

$$\text{dist}(p_1, p_2) = |p_1 - p_2|$$

between p_1 and p_2 . Here we prove the following theorem:

Theorem A.1. *If $A \subset \mathbb{R}^d$ is a Λ -Lipschitz domain with bounded boundary, and $\delta > 0$ sufficiently small, then A_δ given by*

$$A_\delta = \{x \in A : \text{dist}(x, \partial A) > \delta\} \tag{A.1}$$

is also Λ -Lipschitz.

We say that a domain $A \subset \mathbb{R}^d$ with bounded boundary ∂A is Λ -Lipschitz, if near its boundary it locally coincides with the epigraph of a Λ -Lipschitz function [21]. As a preliminary result we first show in Theorem A.6 of Section A.1 a similar result for the epigraph of a Lipschitz function.

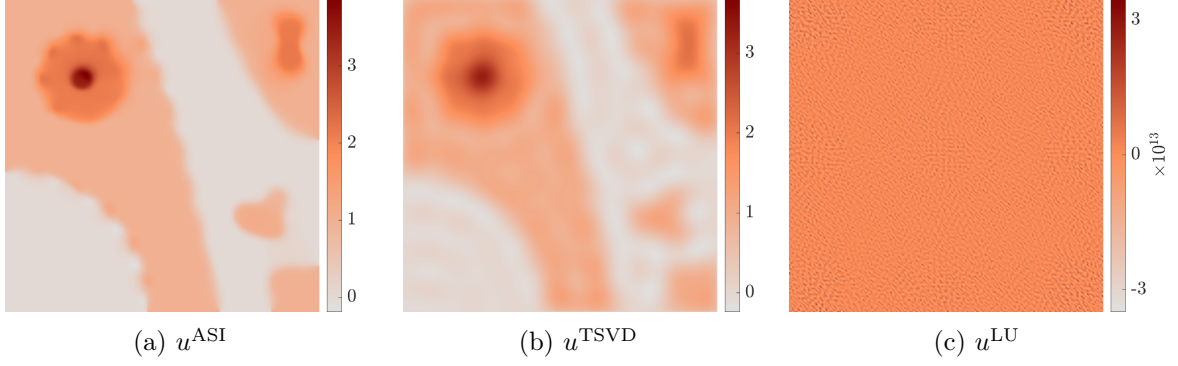


Figure 14: Inverse problem. Solutions obtained by the three different methods to solve the inverse problem (4.12) with 4 % added noise.

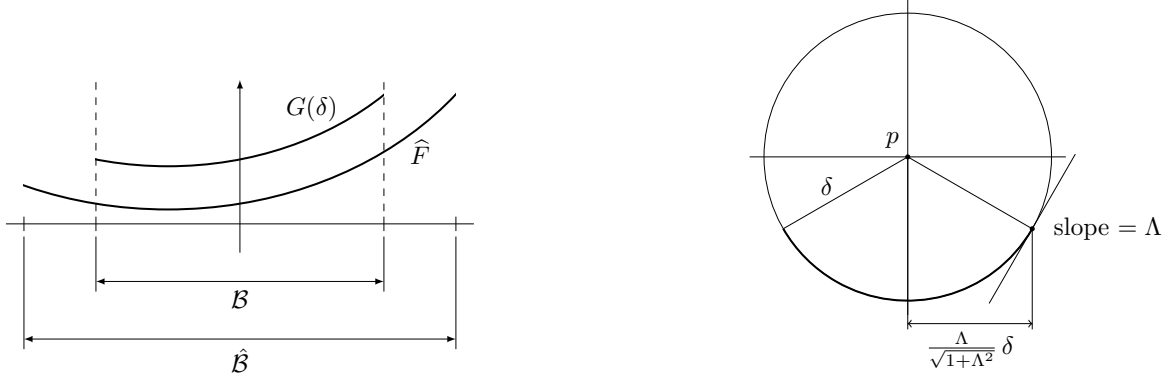


Figure 15: Left: the graph \widehat{F} of f in $\widehat{\mathcal{B}}$ and $G(\delta)$; right: illustration of the setup of Proposition A.4 in the plane.

A.1 Distance functions for Lipschitz graphs

Let $\widehat{\mathcal{B}} \subset \mathbb{R}^{d-1}$ be a ball of radius R , $f : \widehat{\mathcal{B}} \rightarrow \mathbb{R}$ Λ -Lipschitz, \widehat{F} the graph of f in $\widehat{\mathcal{B}}$, $\mathcal{B} \subset \widehat{\mathcal{B}}$ a ball of radius $r < R$ concentric with $\widehat{\mathcal{B}}$, and

$$G(\delta) = \left\{ p = (x, y) : x \in \mathcal{B}, y > f(x), \text{dist}(p, \widehat{F}) = \delta \right\}. \quad (\text{A.2})$$

The setup is illustrated in the left frame of Figure 15. Here we show that $G(\delta)$ is the graph of a Λ -Lipschitz function $g : \mathcal{B} \rightarrow \mathbb{R}$.

For $p \in \mathbb{R}^d$, we let \mathcal{C}_p denote the open (two-sided) infinite cone,

$$\mathcal{C}_p = p + \mathcal{C}_0, \quad \mathcal{C}_0 = \{(x, y) \in \mathbb{R}^{d-1} \times \mathbb{R} : |y| > \Lambda|x|\}.$$

We shall use that a function $g : \mathcal{B} \rightarrow \mathbb{R}$ is Λ -Lipschitz if and only if for every point p in its graph, $\text{graph}(g)$, we have $\mathcal{C}_p \cap \text{graph}(g) = \emptyset$.

First we show that for every $x \in \mathcal{B}$ and $y > f(x)$ sufficiently large, the distance of (x, y) to \widehat{F} is greater than δ .

Proposition A.2. *If $x \in \mathcal{B}$ and $y > f(x) + \Lambda_0 \delta$, with $\Lambda_0 = \sqrt{1 + \Lambda^2}$, then*

$$\text{dist}((x, y), \widehat{F}) > \delta; \quad (\text{A.3})$$

especially $(x, y) \notin G(\delta)$.

Proof. Fix $x \in \mathcal{B}$ and $h > h_0 = \Lambda_0 \delta$. We show that $p = (x, f(x) + h)$ satisfies $\text{dist}(p, \widehat{F}) > \delta$. If $\Lambda = 0$, then f is constant and the conclusion is clear. Suppose $\Lambda > 0$, and let $\hat{x} \in \hat{\mathcal{B}}$, $\hat{p} = (\hat{x}, f(\hat{x}))$, and $\tau = |f(x) - f(\hat{x})|/\Lambda$. Then,

$$\begin{aligned} \text{dist}(p, \hat{p})^2 &= |x - \hat{x}|^2 + (f(x) + h - f(\hat{x}))^2 \\ &\geq \frac{1 + \Lambda^2}{\Lambda^2} |f(x) - f(\hat{x})|^2 - 2h|f(x) - f(\hat{x})| + h^2 \\ &= (1 + \Lambda^2) \tau^2 - 2h\Lambda\tau + h^2 =: \psi(\tau). \end{aligned} \quad (\text{A.4})$$

Since the minimum of ψ is achieved in

$$\tau_* = \frac{h\Lambda}{1 + \Lambda^2}, \quad (\text{A.5})$$

we have

$$\text{dist}(p, \hat{p})^2 \geq \psi(\tau_*) = h^2 \left(1 - \frac{\Lambda^2}{1 + \Lambda^2}\right) = \frac{h^2}{1 + \Lambda^2} > \frac{(1 + \Lambda^2)\delta^2}{1 + \Lambda^2} = \delta^2 \quad (\text{A.6})$$

which yields the conclusion. \square

As a result we have that for every $x \in \mathcal{B}$, there exists $y > f(x)$ such that $(x, y) \in G(\delta)$, and, in particular, we obtain an estimate of $y - f(x)$.

Proposition A.3. *For each $x \in \mathcal{B}$, there exists $t \in [\delta, \Lambda_0 \delta]$, with $\Lambda_0 = \sqrt{1 + \Lambda^2}$, such that*

$$(x, f(x) + t) \in G(\delta).$$

Proof. Let $\rho(t) = \text{dist}((x, f(x) + t), \widehat{F})$, $p = (x, f(x))$, and $h_0 = \Lambda_0 \delta$. Since

$$\text{dist}(p, (x, f(x) + \delta)) = \delta,$$

we have $\rho(\delta) \leq \delta$. In addition, by Proposition A.2, $\rho(h) > \delta$, for $h > h_0$. Since ρ is continuous, there exists $t \in [\delta, h)$ such that

$$\text{dist}((x, f(x) + t), \widehat{F}) = \rho(t) = \delta \quad (\text{A.7})$$

Because the above is true of every $h > h_0$, we have the conclusion. \square

The following proposition puts restrictions on f in a neighborhood of a point $x \in \mathcal{B}$, provided $p = (x, y) \in G(\delta)$. The idea of the proof is illustrated in the right frame of Figure 15.

Proposition A.4. *Let $p = (x, y) \in G(\delta)$, and $\hat{x} \in \hat{\mathcal{B}}$.*

1. *If $|\hat{x} - x| \leq \delta$, then*

$$f(\hat{x}) \leq y - \sqrt{\delta^2 - |\hat{x} - x|^2}. \quad (\text{A.8})$$

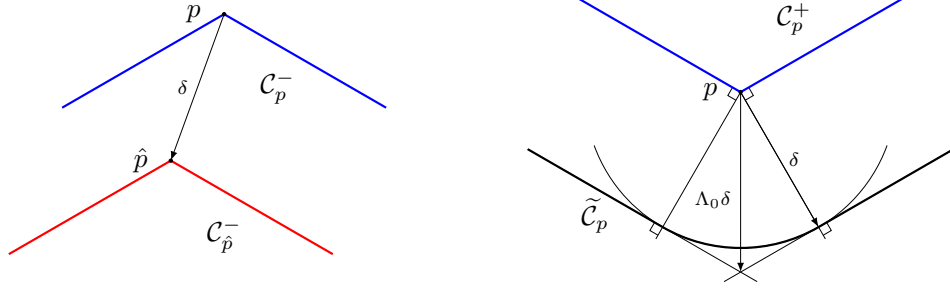


Figure 16: Illustrations for the proof of Lemma A.5; here \mathcal{C}_p^+ and \mathcal{C}_p^- denote the upper and lower halves of the cone \mathcal{C}_p , respectively.

2. If $|\hat{x} - x| > \delta\Lambda/\Lambda_0$, where $\Lambda_0 = \sqrt{\Lambda^2 + 1}$, then

$$f(\hat{x}) \leq \Lambda|\hat{x} - x| + y - \Lambda_0\delta. \quad (\text{A.9})$$

Proof. 1. Assertion 1 is true because f is continuous, $f(x) < y$, and $\text{dist}(p, \hat{F}) = \delta$.

2. We show (A.9) by contradiction. Suppose, that \hat{x} does not satisfy (A.9). By considering the plane containing the points $p = (x, y)$, $(x, f(x))$ and $(\hat{x}, f(\hat{x}))$ (note that they are indeed not collinear), we reduce the problem to the 2-dimensional case, where we may assume without loss of generality that $\hat{x} > x$. For $x_1 = x + \delta\Lambda/\Lambda_0$ we have $|x_1 - x| = x_1 - x = \delta\Lambda/\Lambda_0 < \delta$ and therefore by (A.8) and $\Lambda_0^2 = \Lambda^2 + 1$,

$$f(x_1) \leq y - \sqrt{\delta^2 - (x - x_1)^2} = y - \frac{\delta}{\Lambda_0}. \quad (\text{A.10})$$

Thus, using $\Lambda_0^2 = \Lambda^2 + 1$ and $x_1 = x + \delta\Lambda/\Lambda_0$ we obtain

$$\begin{aligned} f(\hat{x}) - f(x_1) &> (\Lambda(\hat{x} - x) + y - \Lambda_0\delta) - \left(y - \frac{\delta}{\Lambda_0}\right) \\ &= \Lambda(\hat{x} - x) - \delta \frac{\Lambda_0^2 - 1}{\Lambda_0} = \Lambda(\hat{x} - x_1), \end{aligned} \quad (\text{A.11})$$

which contradicts f being Λ -Lipschitz. \square

As a result of Proposition A.4 we have that if $p = (x, y) \in G(\delta)$, then the graph \hat{F} of f in $\hat{\mathcal{B}}$ is a subset of

$$\begin{aligned} \tilde{\mathcal{C}}_p &= \left\{ (\hat{x}, \hat{y}) \in \hat{\mathcal{B}} \times \mathbb{R} : |\hat{x} - x| \leq \delta \frac{\Lambda}{\Lambda_0}, \hat{y} \leq y - \sqrt{\delta^2 - |\hat{x} - x|^2} \right\} \\ &\quad \bigcup \left\{ (\hat{x}, \hat{y}) \in \hat{\mathcal{B}} \times \mathbb{R} : |\hat{x} - x| > \delta \frac{\Lambda}{\Lambda_0}, \hat{y} \leq \Lambda|\hat{x} - x| + y - \Lambda_0\delta \right\} \\ &= \left\{ r \in \hat{\mathcal{B}} \times \mathbb{R} : \text{dist}(r, \mathcal{C}_p^+) \geq \delta \right\}, \end{aligned} \quad (\text{A.12})$$

illustrated in the right frame of Figure 16, where \mathcal{C}_p^+ denotes the upper half of the cone \mathcal{C}_p . The second equality in (A.12) can be verified by using the radial symmetry of the sets about the vertical line $\hat{x} = x$ and then reducing the problem to the 2-dimensional case, similarly to the proof of Assertion 2 of Proposition A.4. We use this observation to get the following.

Lemma A.5. *If $p \in G(\delta)$, then $\mathcal{C}_p \cap G(\delta) = \emptyset$.*

Proof. We show separately the two propositions $\mathcal{C}_p^\pm \cap G(\delta) = \emptyset$, for the upper and lower parts \mathcal{C}_p^\pm of the cone \mathcal{C}_p .

1. Consider the lower part \mathcal{C}_p^- of the cone \mathcal{C}_p . Since $p = (x, y) \in G(\delta)$, there exists $\hat{p} = (\hat{x}, f(\hat{x})) \in \hat{F}$ such that $\text{dist}(p, \hat{p}) = \delta$ and $y > f(\hat{x})$ (by Proposition A.4). Since f is Λ -Lipschitz and \hat{F} is the graph of f in $\hat{\mathcal{B}}$, we have $\mathcal{C}_{\hat{p}}^- \cap \hat{F} = \emptyset$, and in particular $\mathcal{C}_{\hat{p}}^-$ lies below \hat{F} . However, the lower part \mathcal{C}_p^- of \mathcal{C}_p is given by $\mathcal{C}_p^- = p - \hat{p} + \mathcal{C}_{\hat{p}}^-$. Since the length of $p - \hat{p}$ is δ , we have that every point r in the interior of \mathcal{C}_p^- is at a distance of δ from a point in the interior of $\mathcal{C}_{\hat{p}}^-$, which yields $\text{dist}(r, \hat{F}) < \delta$ and thus $r \notin G(\delta)$. Since $r \in \mathcal{C}_p^-$ is arbitrary, we get $\mathcal{C}_p^- \cap G(\delta) = \emptyset$.

2. Now consider the upper part \mathcal{C}_p^+ of the cone \mathcal{C}_p , and let $r \in \mathcal{C}_p^+$. In this case, illustrated in the right frame of Figure 16, it is clear that $\text{dist}(r, \hat{F}) > \delta$, since $r \in \mathcal{C}_p^+$ and $\hat{F} \subset \tilde{\mathcal{C}}_p$ given by (A.12). \square

Theorem A.6. *For $\delta > 0$, the set $G(\delta)$ is the graph of a Λ -Lipschitz function $g : \mathcal{B} \rightarrow \mathbb{R}$.*

Proof. By Proposition A.3 and Lemma A.5, for each $x \in \mathcal{B}$, there exists a unique y such that $p = (x, y) \in G(\delta)$. This defines a function $g : \mathcal{B} \rightarrow \mathbb{R}$ such that $G(\delta)$ is its graph. Moreover, by Lemma A.5, for each $p \in G(\delta)$, $G(\delta) \cap \mathcal{C}_p = \emptyset$, which yields that g is Λ -Lipschitz. \square

A.2 Distance functions for Lipschitz domains

For $r > 0$, let $B(r)$ denote the open ball in \mathbb{R}^{d-1} of radius r centered at the origin.

Proof of Theorem A.1. Since A is Λ -Lipschitz and ∂A is bounded, there is a finite set of pairs (V_n, f_n) , with $n = 1, \dots, N$, of bounded open right cylinders V_n and functions f_n of $d - 1$ variables satisfying the following:

1. $\{V_n\}_n$ is a finite open cover of ∂A ,
2. the bases of V_n are at a positive distance from ∂A ,
3. f_n is Λ -Lipschitz, and $f_n(0) = 0$,
4. for each n , there exists a Cartesian coordinate system (ξ, η) , with $\xi \in \mathbb{R}^{d-1}$ and $\eta \in \mathbb{R}$, for which

$$V_n = B(r_n) \times (-b_n, b_n), \quad (\text{A.13})$$

for some $r_n, b_n > 0$, and

$$A \cap \hat{V}_n = \{(\xi, \eta) : \xi \in B(2r_n), f_n(\xi) < \eta < b_n\}, \quad \hat{V}_n = B(2r_n) \times (-b_n, b_n). \quad (\text{A.14})$$

Choose $\delta > 0$ such that

$$\partial A_\delta \subset \bigcup_{n=1}^N V_n \quad (\text{A.15})$$

and for all n , with respect to the n -th coordinate system (ξ, η) , the part of the boundary of A_δ lying in V_n coincides with the set $G_n(\delta) = G(\delta)$ given by (A.2) with $f = f_n$, $\mathcal{B} = B(r_n)$,

$\hat{B} = B(2r_n)$. By Theorem A.6, $G_n(\delta)$ is the graph of a Λ -Lipschitz function $g_n : B(r_n) \rightarrow \mathbb{R}$. Thus, the boundary ∂A_δ of A_δ is covered by a finite collection of open sets V_n , such that for each n there exists a coordinate system (ξ, η) in which $\partial A_\delta \cap V_n$ coincides with the graph of the Λ -Lipschitz function g_n and $A_\delta \cap V_n$ lies above g_n , which yields the conclusion. \square

B Estimates in thin sets

We show the following theorem.

Theorem B.1. *If $A \subset \Omega$ is a Λ -Lipschitz domain, then there exists a constant $C > 0$, such that for every sufficiently small $\delta > 0$ and every $v \in H^1(\Omega)$,*

$$\|v\|_{L^2(U_\delta)}^2 \leq C \left(\delta^2 \|\nabla v\|_{L^2(U_\delta)}^2 + \delta \|v\|_{H^1(A_\delta)}^2 \right), \quad (\text{B.1})$$

where

$$U_\delta = \{x \in A : \text{dist}(x, \partial A) < \delta\}, \quad A_\delta = A \setminus \overline{U_\delta}. \quad (\text{B.2})$$

We begin by citing some results of [21] regarding the flattening of Lipschitz graphs. Let V be a bounded domain such that $V \subset \mathcal{B} \times \mathbb{R}$, with $\mathcal{B} \subset \mathbb{R}^{d-1}$ an open ball, and let $f : \mathcal{B} \rightarrow \mathbb{R}$ Λ -Lipschitz. We define $Y : V \rightarrow Y(V)$ by

$$Y(x) = (\hat{x}, x_d - f(\hat{x})) \quad x = (\hat{x}, x_d) \in \mathcal{B} \times \mathbb{R}. \quad (\text{B.3})$$

Note that the graph of f is mapped by Y to the flat surface $\mathcal{B} \times \{0\}$. It is easy to verify that

$$\left| \det \frac{\partial Y}{\partial x} \right| = 1, \quad (\text{B.4})$$

and that Y is invertible and

$$Y^{-1}(\hat{y}, y_d) = (\hat{y}, y_d + f(\hat{y})). \quad (\text{B.5})$$

We define

$$T : H^1(V) \rightarrow H^1(Y(V)) \quad Tu(y) = u(Y^{-1}(y)). \quad (\text{B.6})$$

The operator T is well defined [21], i.e., for every $u \in H^1(V)$, $Tu \in H^1(Y(V))$. For any summable $g : V \rightarrow \mathbb{R}$, by the area formula we have

$$\int_V g(x) dx = \int_{Y(V)} g(Y^{-1}(y)) dy. \quad (\text{B.7})$$

Therefore,

$$\|Tu\|_{L^2(Y(V))} = \|u\|_{L^2(V)}. \quad (\text{B.8})$$

We also have [21]

$$\|\nabla(Tu)\|_{L^2(Y(V))} \leq C \|\nabla u\|_{L^2(V)}, \quad (\text{B.9})$$

where C is independent of u and therefore T is continuous from $H^1(V)$ to $H^1(Y(V))$. If

$$\Gamma = \{(\hat{x}, f(\hat{x})) : \hat{x} \in \mathcal{B}\} \subset \partial V$$

then there exists $C > 0$ such that for every $u \in H^1(V)$

$$\|Tu\|_{L^2(Y(\Gamma))} \leq \|u\|_{L^2(\Gamma)} \leq C\|Tu\|_{L^2(Y(\Gamma))}. \quad (\text{B.10})$$

Next we derive Poincaré-type inequalities for functions in cylinders bounded by Lipschitz graphs. Specifically, we are interested in the behavior of the constants of the inequalities with respect to the height of the cylinder.

Lemma B.2. *Let $f : \mathcal{B} \rightarrow \mathbb{R}$ be Λ -Lipschitz and for $h > 0$ let*

$$\mathcal{C}_h = \{(\hat{x}, x_d) : \hat{x} \in \mathcal{B}, |x_d - f(\hat{x})| < h\}, \quad \Gamma_h = \{(\hat{x}, f(\hat{x}) + h) : \hat{x} \in \mathcal{B}\}.$$

There exists a constant $C > 0$, such that for every $h > 0$, and $v \in H^1(\mathcal{C}_h)$,

$$C\|v\|_{L^2(\mathcal{C}_h)}^2 \leq h^2\|\nabla v\|_{L^2(\mathcal{C}_h)}^2 + h\|v\|_{L^2(\Gamma_h)}^2. \quad (\text{B.11})$$

Proof. Fix $h > 0$ and let $\mathcal{C} = \mathcal{C}_h$ and $\Gamma = \Gamma_h$. The estimate for $f \equiv 0$ follows easily from standard estimates for the smallest eigenvalue λ of the problem

$$-\Delta u = \lambda u \quad \text{in } \mathcal{C} \quad (\text{B.12})$$

$$\partial_n u = -h^{-1}u \quad \text{on } \Gamma \quad (\text{B.13})$$

$$\partial_n u = 0 \quad \text{on } \partial\mathcal{C} \setminus \Gamma. \quad (\text{B.14})$$

Suppose f is Λ -Lipschitz. Then $Y(\mathcal{C}) = \mathcal{B} \times (-h, h)$, and $Y(\Gamma) = \mathcal{B} \times \{h\}$. Since $Y(\mathcal{C})$ is a standard right cylinder, we get

$$\|Tv\|_{L^2(Y(\mathcal{C}))}^2 \leq C \left(h^2 \|\nabla(Tv)\|_{L^2(Y(\mathcal{C}))}^2 + h \|Tv\|_{L^2(Y(\Gamma))}^2 \right). \quad (\text{B.15})$$

Due to (B.8), (B.9) and (B.10) we get the conclusion. \square

We now can prove Theorem B.1

Proof of Theorem B.1. Let $v \in H^1(\Omega)$. Fix $x \in \partial A$. Since A is bounded and Λ -Lipschitz, there exists a cylinder \mathcal{C} and a Λ -Lipschitz function f of $d-1$ variables such that $f(0) = 0$, the bases of \mathcal{C} are at a positive distance from ∂A , and there exists a Cartesian coordinate system (ξ, η) , with $\xi \in \mathbb{R}^{d-1}$ and $\eta \in \mathbb{R}$, in which

$$\mathcal{C} = B(r) \times (-b, b), \quad (\text{B.16})$$

for $r, b > 0$, $B(r) \in \mathbb{R}^{d-1}$ the ball of radius r centered at zero and

$$A \cap \mathcal{C} = \{(\xi, \eta) : \xi \in B(r), f(\xi) < \eta < b\}. \quad (\text{B.17})$$

For $\kappa > 0$, let V_κ denote

$$V_\kappa = \{(\xi, \eta) : \xi \in B(r), 0 < \eta - f(\xi) < \kappa\}. \quad (\text{B.18})$$

Choose $\delta_0 > 0$ such that $\kappa_0 = 2\delta_0\sqrt{1+\Lambda^2} < b$, and set $\kappa = \Lambda\delta$, for $\delta < \delta_0$. Then, by Proposition A.2 we have

$$U_\delta \cap V_\kappa = U_\delta \cap \mathcal{C} \quad (\text{B.19})$$

and

$$\tilde{V} = \{(\xi, \eta) : \xi \in B(r), \kappa < \eta - f(\xi) < \kappa_0\} \subset A_\delta. \quad (\text{B.20})$$

Lemma B.2 yields

$$C\|v\|_{L^2(V_\kappa)}^2 \leq \kappa^2 \|\nabla v\|_{L^2(V_\kappa)}^2 + \kappa \|v\|_{L^2(\Gamma)}^2 \quad (\text{B.21})$$

where

$$\Gamma = \{(\xi, f(\xi) + \kappa) : \xi \in B(r)\}.$$

Since κ is bounded at a positive distance below κ_0 , we have

$$\|v\|_{L^2(\Gamma)}^2 \leq C\|v\|_{H^1(\tilde{V})}^2. \quad (\text{B.22})$$

Combining the above we obtain

$$C_1\|v\|_{L^2(V_\kappa)}^2 \leq \kappa^2 \|\nabla v\|_{L^2(V_\kappa)}^2 + \kappa \|v\|_{H^1(\tilde{V})}^2 \quad (\text{B.23})$$

Since $V_\kappa \subset \mathcal{C} \cap A$, we have

$$\|\nabla v\|_{L^2(V_\kappa)}^2 \leq \|\nabla v\|_{L^2(\mathcal{C} \cap A)}^2 = \|\nabla v\|_{L^2(\mathcal{C} \cap U_\delta)}^2 + \|\nabla v\|_{L^2(\mathcal{C} \cap A_\delta)}^2 \quad (\text{B.24})$$

Substituting this into (B.23) and using $\tilde{V} \subset \mathcal{C} \cap A_\delta$ yields

$$C\|v\|_{L^2(V_\kappa)}^2 \leq \delta^2 \|\nabla v\|_{L^2(U_\delta)}^2 + \delta(1 + \delta) \|v\|_{H^1(\mathcal{C} \cap A_\delta)}^2. \quad (\text{B.25})$$

Since ∂A is compact, we can cover it by a finite number of neighborhoods \mathcal{C} , independent of δ and thus obtain

$$C\|v\|_{L^2(U_\delta)}^2 \leq \delta^2 \|\nabla v\|_{L^2(U_\delta)}^2 + \delta(1 + \delta) \|v\|_{H^1(A_\delta)}^2 \quad (\text{B.26})$$

which completes the proof \square

References

- [1] Maya de Buhan and Axel Osses. Logarithmic stability in determination of a 3D viscoelastic coefficient and a numerical example. *Inverse Problems*, 26(9):095006, 2010.
- [2] Maya de Buhan and Marie Kray. A new approach to solve the inverse scattering problem for waves: combining the TRAC and the adaptive inversion methods. *Inverse Problems*, 29(8):085009, 2013.
- [3] Marcus Grote, Marie Graff-Kray, and Uri Nahum. Adaptive eigenspace method for inverse scattering problems in the frequency domain. *Inverse Problems*, 33:025006, 02 2017.
- [4] Marcus J. Grote and Uri Nahum. Adaptive eigenspace for multi-parameter inverse scattering problems. *Computers and Mathematics with Applications*, 2019.
- [5] Daniel H. Baffet, Marcus J. Grote, and Jet Hoe Tang. Adaptive spectral decompositions for inverse medium problems. *Inverse Problems*, 37(2):025006, jan 2021.

- [6] Martin Burger, Guy Gilboa, and Michael Moeller. Nonlinear spectral analysis via one-homogeneous functionals: Overview and future prospects. *Journal of Mathematical Imaging and Vision*, 56(2):300–319, 2016.
- [7] Daniel Cremers, Guy Gilboa, Lina Eckardt, Martin Burger, and Michael Möller. Spectral decompositions using one-homogeneous functionals. *CoRR*, abs/1601.02912, 2016.
- [8] G. Bellettini, V. Caselles, and M. Novaga. The total variation flow in \mathbb{R}^N . *Journal of Differential Equations*, 184(2):475 – 525, 2002.
- [9] Maja de Buhan and Marion Darbas. Numerical resolution of an electromagnetic inverse medium problem at fixed frequency. *Computers and Mathematics with Applications*, 74:3111 – 3128, 2017.
- [10] M. Graff, M. J. Grote, F. Nataf, and F. Assous. How to solve inverse scattering problems without knowing the source term: a three-step strategy. *Inverse Problems*, 35:1041001, 2019.
- [11] Florian Faucher, Otmar Scherzer, and Hélène Barucq. Eigenvector models for solving the seismic inverse problem for the Helmholtz equation. *Geophysical Journal International*, 221(1):394–414, 01 2020.
- [12] Alfio Quateroni. *Numerical Models for Differential Problems*. Springer, 4 edition, 2008.
- [13] Lawrence C. Evans and Ronald F. Gariepy. *Measure Theory and Fine Properties of Functions*. CRC Press, 1992.
- [14] A. Boulkhemair and A. Chakib. On the uniform poincaré inequality. *Communications in Partial Differential Equations*, 32(9):1439–1447, 2007.
- [15] Mario Bertero, Patrizia Boccacci, and Christine De Mol. *Introduction to Inverse Problems in Imaging*. CRC press, 2021.
- [16] Dirk Pieter Laurie. Algorithm 584: Cubtri: Automatic cubature over a triangle. *ACM Transactions on Mathematical Software (TOMS)*, 8(2):210–218, 1982.
- [17] Gary S. Martin, Robert Wiley, and Kurt J. Marfurt. Marmousi2: An elastic upgrade for marmousi. *The leading edge*, 25(2):156–166, 2006.
- [18] AGL elastic marmousi. https://wiki.seg.org/wiki/AGL_Elastic_Marmousi.
- [19] Curtis R Vogel. *Computational Methods for Inverse Problems*. SIAM, 2002.
- [20] Per Christian Hansen. *Discrete Inverse Problems: Insight and Algorithms*. SIAM, 2010.
- [21] Zhonghai Ding. A proof of the trace theorem of sobolev spaces on lipschitz domains. *Proceedings of the American Mathematical Society*, 124(2):591–600, 1996.