

Digital quantum simulation of dynamical topological invariants on near-term quantum computers

Huai-Chun Chang¹ and Hsiu-Chuan Hsu^{2,3,*}

¹*Department of Mathematical Sciences, National Chengchi University, Taipei 11605, Taiwan*

²*Graduate Institute of Applied Physics, National Chengchi University, Taipei 11605, Taiwan*

³*Department of Computer Science, National Chengchi University, Taipei 11605, Taiwan*

(Dated: January 3, 2022)

Programmable quantum processors are suitable platforms for simulating quantum systems, of which topological phases are of particular interest. We simulate the quench dynamics of a one-dimensional system on IBM Q devices. The topological properties of the dynamics are described by the dynamical topological invariants, the dynamical winding number and the time-dependent Berry phase, which are simulated with the quantum circuit model. The results show that despite the noise present in the current quantum computers, the dynamical topological invariants are robust. Moreover, to investigate the influence of open quantum system, we analytically solve the master equation in Lindblad form and show that the dynamical winding number and the change in Berry phase are not affected by the dissipation. This study sheds light on the robustness of topological phases on the noisy intermediate-scale quantum computers.

I. INTRODUCTION

The most appropriate tool for simulating quantum systems is the quantum computer because the fundamental of nature is quantum mechanics, as proposed by Feynmann in 1982 [1]. Since then, the scientific and engineering communities have been pursuing the realization of the device and exploring the applications. It has been proved that simulations of quantum systems is plausible due to the universality of the gate-based quantum computing processors [2, 3]. Recently, the quantum technologies have experienced a great breakthrough and improved the fabrication of the quantum processors [4, 5]. However, the current quantum computers are at the stage of Noisy Intermediate-Scale Quantum (NISQ) era [6]. The quality and number of qubits are still limited. The capabilities and applications of NISQ computers have been explored in many subjects. For example, several studies have demonstrated the quantum simulation of non-equilibrium quantum systems [7–9], many-body states [7, 10, 11], open quantum systems [12–16], dynamical quantum phase transitions [17] and topological phases of matter [18–22].

Moreover, phase factor is one of the most important aspect that distinguishes quantum mechanics from classical mechanics [23, 24]. In classical numerical simulations of quantum systems, one could simulate the wave functions. However, experiments can only obtain the squared modulus of the wave function without the information of phase. For a more realistic simulation of quantum systems, quantum computer is a suitable platform for controlling the quantum states and allowing the measurement of the phase with a careful design of the quantum circuits [18, 22, 25].

The study of the phase factor is the center of the topological matters in modern condensed matter physics. The Berry phase, the phase difference of the wave function when the parameters of the system change in a closed path [26], has been found to present in many materials. In solids, the Berry phase is the phase difference of the Bloch states as momentum

changes in a closed path in the Brillouin zone [27, 28]. The Berry phase has direct consequence on the electronic properties of materials [29], such as anomalous Hall effect [30], topological insulators [31] and Weyl semimetals [32].

The study of topology has extended to non-equilibrium states. Recently, the topological phases of quench dynamics have been explored [33–37]. Quench dynamics consider the time evolution of a quantum state, which is the ground state of the initial Hamiltonian H_i , under a sudden change of the Hamiltonian to H_f . As the quantum state evolves unitarily with the quench Hamiltonian H_f , the topology of the equilibrium quench Hamiltonian can be detected from the dynamics, such as the dynamical winding numbers [38] and band-inversion surfaces [39, 40]. Moreover, by treating time as an additional dimension, the dynamical topological invariants can be defined on a momentum-time torus in quenching one-dimensional systems. For example, previous studies have proposed time-dependent Berry phase [41], dynamical Chern number [33, 35, 41] and the Skyrmion texture in the momentum-time domain [17, 42].

Several studies have studied topological phases on NISQ computers. Viyuela et al. [43] simulated topological phases interacting with thermal baths and observed topological Uhlmann phases. Murta et al. [18] proposed a Berry phase estimation algorithm that removes the dynamical phase while preserves the geometric phase. Mei et al. [20] showed quantum simulation of topological insulators and the boundary modes. Xiao et al. [22] demonstrated the robustness of the topological invariants against noise by computing Chern number on quantum computers. Quantum simulation on NISQ devices opens a new direction for investigating the topological properties of the quantum states.

In this work, we simulate quench dynamics on the cloud quantum computer provided by IBM Q and found the topological robustness of the topology in quench dynamics on NISQ devices. We compare the results of the simulations of quantum circuits on qasm_simulator provided by the Qiskit API [44] and IBM Q devices. The dynamical winding number and Berry phase were computed and shown to reflect the topological properties. Moreover, we consider the dynamics in the open quantum system described by the master equation

* hcjhsu@nccu.edu.tw

and show that the topological invariants are robust against dissipation. The analytical results agree with that of quantum simulation. The rest of the paper is organized as follows. In sec. II, the quench protocol and the quantum circuit model for computing topological properties are introduced. In sec. III, the simulation results and analysis are presented. In sec. IV, the solution and discussion of the master equation for the dynamics in the open quantum system are given. Finally, the conclusion is given in sec. V

II. THE QUENCH DYNAMICS

In this study, we consider the quench dynamics in one-dimension. The initial states are the ground state of $H_i = -\sigma_z$. Thus, the pseudospins are polarized along the computational basis. The initial quantum state is suddenly quenched by the single-particle Su-Schrieffer-Heeger (SSH) Hamiltonian [45] $\mathcal{H}_0(k)$

$$\mathcal{H}_0(k) = h_x(k)\sigma_x + h_y(k)\sigma_y, \quad (1)$$

where

$$\begin{aligned} h_x(k) &= g_f - \cos(k) \\ h_y(k) &= \sin(k) \end{aligned} \quad (2)$$

$\sigma_{x,y}$ are Pauli matrices and act on the sublattices a, b . The lattice constant is taken to be one. The eigen-energy is $E_{\pm} = \pm E_k = \pm \sqrt{h_x^2 + h_y^2} = \pm \sqrt{\sin^2(k) + (g_f - \cos(k))^2}$. The topology of the Hamiltonian is characterized by winding number w . The topological phase is in the regime $|g_f| < 1$ with $w = 1$. While the trivial phase is in the regime $|g_f| > 1$ with $w = 0$. $g_f = 1$ is the phase transition point. The winding number is the number of times the pseudospin winds about the origin on the $x - y$ plane as the parameter k changes from 0 to 2π [46].

Two topological invariants defined to characterize the dynamics are studied. The first is the dynamical winding number. At $t > 0$, the pseudospin starts to precess about $(h_x(k), h_y(k))$. For a fixed time t , the trajectory of the pseudospin projected on the $x - y$ plane as k varies from 0 to 2π reflects the topology of the quench Hamiltonian. For the topological quench Hamiltonian, this trajectory makes full revolutions about the origin. In contrast, for the trivial quench Hamiltonian, the trajectory does not encircle the origin. The dynamics of the pseudospin is characterized by the dynamical winding number

$$w_{dyn} = \frac{1}{2\pi} \int_0^{2\pi} dk \frac{\partial \eta_{yx}}{\partial k}, \quad (3)$$

where

$$\eta_{yx} = \text{Im} \log[\langle \sigma_x \rangle + i \langle \sigma_y \rangle]. \quad (4)$$

In the noiseless situations, for the quench protocol considered here, η_{yx} equals to $\text{Im} \log[(h_y - ih_x)(\sin(2E_k t))]$ with the Planck constant \hbar is set to one. The details can be found in Appendix A. Because the principal value of the complex log

lies in $(-\pi, \pi]$, when the pseudospin makes one full revolution on the $x - y$ plane, η_{yx} shows a discontinuous jump between $-\pi$ and π . For the topological dynamics with $w_{dyn} = 1$, η_{yx} shows a discontinuous 2π jump. In contrast, for trivial dynamics, η_{yx} is a smooth function.

The dynamical winding number can be regarded as the detection of bulk topology of the quench Hamiltonian. Nevertheless, one can treat time as an additional dimension and define a topological invariant on the momentum-time space. This topological invariant is the dynamical Chern number, which is defined on the momentum-time torus which $k \in [0, 2\pi]$, $t \in [0, \pi/(2E_k)]$. Since the topology is robust against smooth deformation, it is equivalent to rescaling $E_k = 1$, for which the torus becomes $k \in [0, 2\pi]$, $t \in [0, \pi/2]$ [17, 33, 35]. The dynamical Chern number can be obtained by integrating the time derivative of the Berry phase [41, 47, 48]

$$C_{dyn} = \frac{1}{2\pi} \int_0^{\pi/2} dt \frac{\partial \gamma(t)}{\partial t}, \quad (5)$$

where $\gamma(t)$ is the time-dependent Berry phase given by the overlap matrix between neighboring k -points [46, 48]

$$\gamma(t) = \text{Im} \log \left[\prod_k M_{k, k+\delta k}(t) \right],$$

$$M_{k, k+\delta k}(t) = \langle \psi(k) | \psi(k + \delta k) \rangle. \quad (6)$$

$|\psi(k)\rangle$ is the quantum state of the pseudospin at time t with $E_k = 1$. The Berry phase is the total accumulated phase as the parameter k changes from 0 to 2π . Analytically, the Berry phase is shown to be $\gamma(t) = -2\pi w \sin^2 t$ (details are given in Appendix B), proportional to the winding number of \mathcal{H}_0 [35]. The change in Berry phase from $t = 0$ to $t = \pi/2$ is $2\pi w$. Due to the interval of the principal value of the complex log, the Berry phase $\gamma(t)$ shows a discontinuous jump between $-\pi$ and π for topological dynamics, while exhibits a smooth function for trivial dynamics. Thus, we compute the Berry phase and determine the topology by the Berry phase flow (the change of Berry phase in a period taking into account the 2π jump).

The dynamical winding number and Berry phase are computed on the quantum computers and quantum circuit simulators on a classical device. First, we compute the in-plane pseudospins to obtain the dynamical winding number. The quantum circuit for this purpose is shown in Fig. 1. We map the time evolution operator to the U-gate provided by qiskit API. The details can be found in Appendix A. Because the measurement is in the computational basis, i.e. along z -axis, a rotation on the quantum state is performed before the measurement of $\langle \sigma_{x,y} \rangle$. Second, we compute the Berry phase flow. We added an ancilla bit and apply the control unitary between the ancilla and target bit to compute the phase difference between state at k and $k + \delta k$ [22]. To acquire the real(imaginary) part of the phase, a $(-)\pi/2$ rotation about $y(x)$ -axis is performed before the measurement, as shown in Fig. 2. It is equivalent to the measurement of the expectation values of $\sigma_{x,y}$, respectively. From the measurement outcome of the circuit, the Berry phase is obtained by

$$\gamma(t) = \text{Im} \log \left[\prod_k \langle \sigma_x \rangle_k + i \langle \sigma_y \rangle_k \right], \quad (7)$$

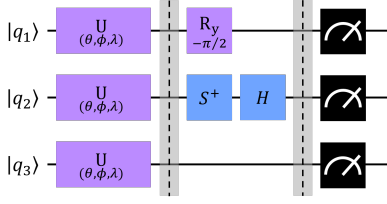


FIG. 1. The circuit model for measuring the time evolution of the pseudospins. The rotation angles for the unitary gates are $\theta = 2E_k t_i \Delta t$, where $\Delta t = \frac{\pi}{T}$, $T = 40$ and $t_i \in \{1, 2, 3, \dots, 20\}$, $\phi = -\text{Im}(\log(h_x + ih_y)) - \frac{\pi}{2}$, $\lambda = -\phi$. R_y is the rotation gate about y -axis, S^\dagger is the Hermitian conjugate of the phase gate and H is the Hadamard gate. The three qubits are used to calculate $\langle \sigma_{x,y,z} \rangle$, respectively.

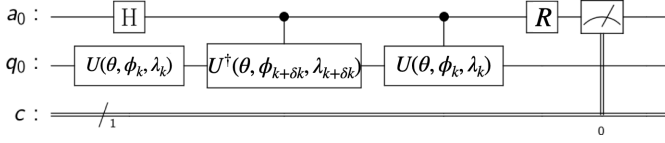


FIG. 2. The quantum circuit for calculating the phase between two adjacent momenta. a_0 is the ancilla bit for measuring the phase. q_0 is the target bit of which the quantum state represents the quench dynamics. H gate is the Hadamard gate, R gate refers to $+\ (-)\pi/2$ rotation about $y(x)$ -axis when measuring the real(imaginary) part of the phase. For the unitary gates, $\theta = 2t$, $\phi_k = -\text{Im}(\log(h_x(k) + ih_y(k))) - \frac{\pi}{2}$ and $\lambda_k = -\phi_k$.

where $\langle \sigma_{x,y} \rangle_k = \langle \psi(k) | \psi(k + \delta k) \rangle$ computed with the quantum circuit. In our simulation for Berry phase, E_k is normalized to 1 for the same reason as mentioned in the previous paragraph.

III. RESULTS OF THE DIGITAL QUANTUM SIMULATIONS

In this section, we present the results of quantum simulation and discuss the quench dynamics of the pseudospins. To investigate whether the Berry phase flow is robust on NISQ computers, we choose the quench Hamiltonians to be near the topological phase transition. In all the experiments, the number of samplings is taken to be 8192, the maximum shots on IBM Q machines.

A. Dynamical winding number

Since the winding number corresponds to that the in-plane pseudospins winds around the origin by multiples of 2π , we monitor the dynamical azimuthal angles swept by the pseudospins. Fig. 3(a,b) shows η_{yx} simulated on `ibmq_lima`. In (a), the quench Hamiltonian is topological with $g_f = 0.8$. A discontinuous jump can be observed near $k \approx 1.8\pi$, indicating the full revolution on the $x - y$ plane. In Fig. 3(b), the quench Hamiltonian is trivial with $g_f = 1.2$. There is no 2π discontinuous jump for the trivial case.

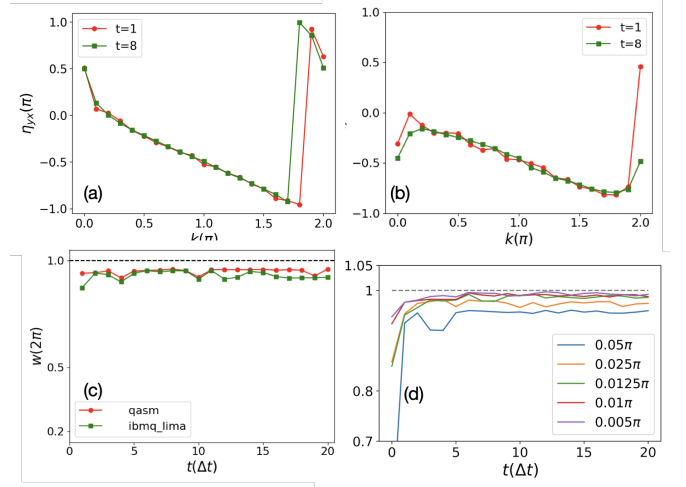


FIG. 3. (a) The winding angle at $t = \pi/40$ and $t = 8\pi/40$ obtained with `ibmq_lima` for quench Hamiltonian $g_f = 0.8$. (b) The same as (a) but for $g_f = 1.2$. (c) The winding number extracted from the discontinuity of η_{yx} simulated on different devices. (d) The convergence test for the dynamical winding number on `qasm` simulators. The curves are for different k mesh as shown in the legend.

From the dynamical azimuthal angles, we obtain the dynamical winding number. In principle, the dynamical winding number is obtained with Eq. (3) which requires dense mesh in digital simulations. Because of the limited availability of the NISQ devices, we only use sparse mesh in quantum simulation. Thus, we extract the difference of the jump of η_{yx} at the discontinuity in unit of 2π as the dynamical winding number. The results are presented in Fig. 3 (c). The results do not show significant deviation between the `qasm` simulator and `ibmq_lima`. The winding number is not exactly quantized to unity since the k mesh is not dense enough. We performed convergence test on the `qasm` simulator. Fig. 3(d) shows that as the k mesh density increases, the dynamical winding number becomes closer to quantization. Even though the dynamical winding number is not well quantized due to sparse mesh, the dynamical azimuthal angles show the a $\sim 2\pi$ jump as a signature of topological dynamics.

B. Berry phase

We execute the quantum circuit (Fig. 2) to compute the time-dependent Berry phase. The circuits are performed on noiseless `qasm` simulators and IBM Q machines. The results for $g_f = 0.8$ and $g_f = 1.2$ are presented in Fig. 4. For `qasm` simulators, as indicated by the red curve with circles, the 2π jump is exactly at $t = \pi/4$ for topological dynamics. We present the results on two IBM Q devices, `ibmq_lima` and `ibmq_toronto`. For each device, we present results of three experiments taken on the same day. Different runs of data show the same behavior. For `ibmq_lima`, the results for $g_f = 0.8$, as presented in Fig. 4(a), show a clear discontinuity near $t = \pi/4$, giving rise to a nearly 2π Berry phase flow from $t = 0$ to $t = \pi/2$. The first experiment, as labeled by 'lima0'

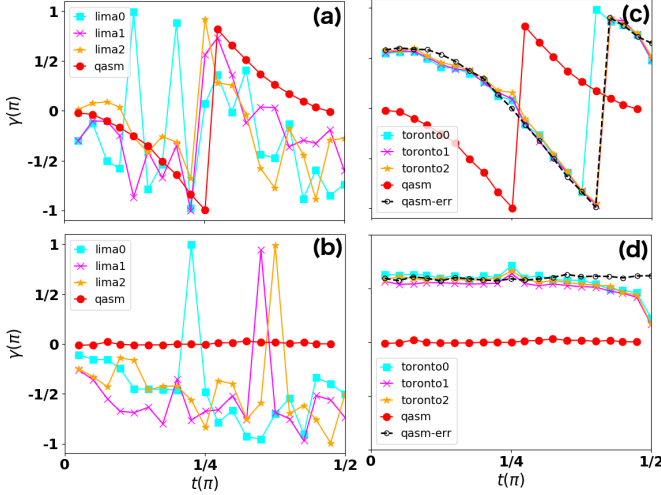


FIG. 4. Berry phase for topological quench dynamics. (a, b) The Berry phase obtained on `ibmq_lima` on for $g_f = 0.8, 1.2$, respectively. (c, d) The Berry phase obtained on `ibmq_toronto` on for $g_f = 0.8, 1.2$, respectively. `qasm-err` denotes the results for simulating the unitary errors on the `qasm_simulator`.

in the figure, shows random spikes. The similar spikes are observed for the trivial case, as shown in Fig. 4(b). These sudden spikes do not contribute to Berry phase flow in the period of time $[0, \pi/2]$ because the change of the phases on each side of the spike cancels. Thus, the results in 4(b) indicate trivial dynamics.

For `ibmq_toronto`, the results for $g_f = 0.8$ show a clear discontinuity, as shown in Fig. 4(c). The position of discontinuity shifts by $\sim \pi/8$ to the right of $\pi/4$. The shift of the discontinuity is attributed to the unitary error, which is discussed in detail in the next paragraph. There is a background Berry phase $\pi/2$, which is not shown on `qasm_simulator`. The background phase does not change the Berry phase flow. The results for $g_f = 1.2$ are shown in Fig. 4(d). The Berry phase is near $\pi/2$ at all instants. There is no Berry phase flow, indicating trivial dynamics. For both parameters, there is a $\sim \pi/2$ background Berry phase on `ibmq_toronto`, but not on `ibmq_lima`.

We simulate the error on `qasm_simulator` by adding a global phase δ to the target bit in the control-unitary gate (Fig. 2). This error gives rise to a background Berry phase, but only shifts the position of the 2π jump by $\sim \pi/16$. To take into account the shift observed in Fig. 4(c), an error δ_t is added to the polar angles in the unitary and controlled-unitary gates. It is found that with $\delta = 0.03\pi$ and $\delta_t = -0.12\pi$, the resultant Berry phase captures the trend on `ibmq_toronto`, as shown by the black dashed line in Fig. 4(c,d). Therefore, we conclude that the background Berry phase is a result of the accumulated global phase due to the systematic unitary gate errors. The

shift of the 2π jump is a consequence of both errors in global phase and polar angles.

Comparing to the results obtained from `ibmq_lima`, `ibmq_toronto` shows less fluctuations and no random spikes. Among the quantities for device characterization, including average control-not errors, readout errors, depolarizing time (T_1) and decoherence time (T_2), the largest difference between the two devices is the time constants. The average depolarizing and decoherence time for `ibmq_toronto` are $T_1 = 101\mu s, T_2 = 122\mu s$, while for `ibmq_lima` are $T_1 = 66\mu s, T_2 = 99\mu s$. The longer T_1, T_2 constants preserve the qubit states and allows more precise measurement outcome. Therefore, the cleaner result on `ibmq_toronto` is attributed to the longer time constants.

IV. THE MASTER EQUATION

In experiment settings, the qubits are coupled to environments that lead to dissipation. In order to gain insight on how dissipation affects the quench dynamics, we analytically solve the master equation that describes the open quantum system. After quench, the qubit dynamics evolves according to $\mathcal{H}_0 + H_{int}$, where \mathcal{H}_0 is given in Eq. (1) and H_{int} describes the interaction between the qubit and radiation fields. With dipole approximation and rotating wave approximation, the interaction is written as $H_{int} = \vec{d}(e^{i\Omega t}\sigma_+ + e^{-i\Omega t}\sigma_-)$, where \vec{d} is the transition matrix element of the dipole operator, $\sigma_{\pm} = (\sigma_x \pm i\sigma_y)/2$ denotes transition between two levels and Ω is the angular frequency that is the same as the energy gap of the quench Hamiltonian. With weak coupling limit and Born-Markovian approximations, the evolution of the density matrix is given by the Lindblad equation [49, 50]

$$\begin{aligned} \frac{d\rho}{dt} = & -i[\mathcal{H}_0(k), \rho] \\ & + \gamma_0(N+1)(\sigma_- \rho \sigma_+ - \frac{1}{2}\{\sigma_+ \sigma_-, \rho\}) \\ & + \gamma_0 N(\sigma_+ \rho \sigma_- - \frac{1}{2}\{\sigma_- \sigma_+, \rho\}), \end{aligned} \quad (8)$$

where ρ is the density matrix, N is the Bose-Einstein distribution, γ_0 is the spontaneous emission rate. The Planck constant \hbar is set to one. $\gamma_0 \sigma_-$ describes the spontaneous emission, $\gamma_0 N \sigma_{-(+)}$ describes the thermally induced emission (absorption). The details of the derivation are shown in Appendix C. After solving for ρ at low temperature, where $\gamma_0 \approx \gamma$, the pseudospins are given by

$$\begin{aligned} \langle \sigma_x(t) \rangle &= h_y F'(\gamma, k, t) \\ \langle \sigma_y(t) \rangle &= -h_x F'(\gamma, k, t), \end{aligned} \quad (9)$$

where

$$F'(\gamma, k, t) = 4e^{-\frac{3\gamma t}{4}} \frac{(8E_k^2 + 5\gamma^2) \sin(\frac{\omega t}{4}) + \omega \gamma \cos(\frac{\omega t}{4})}{\omega(4E_k^2 + \gamma^2)} - \frac{4\gamma}{4E_k^2 + \gamma^2} \quad (10)$$

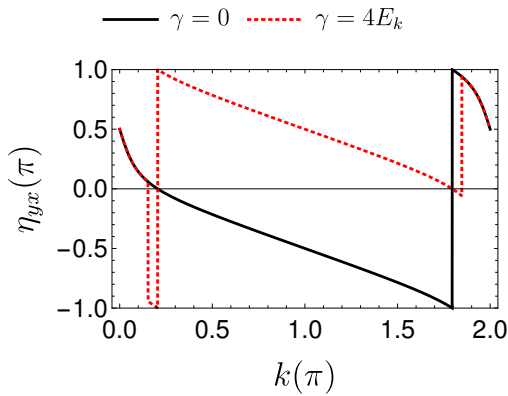


FIG. 5. η_{yx} as a function of k at $t = 0.2\pi$ given by Eq. (9). The overdamping case $\gamma = 4E_k$ is shown by red solid line, compared to the dissipationless case with $\gamma = 0$ shown by the black solid line.

$$\langle \sigma_z \rangle = e^{-\frac{3\gamma t}{4}} \frac{2\omega (2E_k^2 + \gamma^2) \cos\left(\frac{\omega t}{4}\right) - 2\gamma (\gamma^2 - 14E_k^2) \sin\left(\frac{\omega t}{4}\right)}{\omega (4E_k^2 + \gamma^2)} - \frac{\gamma^2}{4E_k^2 + \gamma^2}. \quad (11)$$

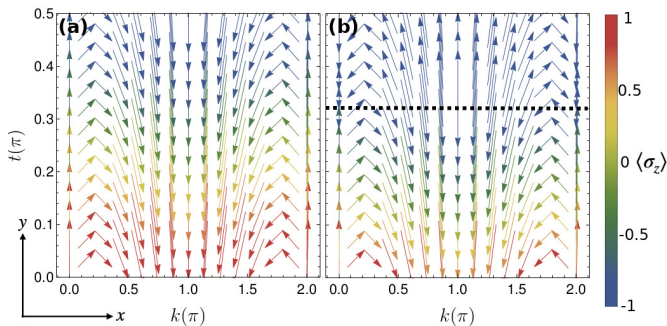


FIG. 6. The pseudospin texture in the momentum-time space. (a) Without dissipation, $\gamma = 0$. (b) $\gamma = 0.5E_k$. The color denotes the magnitude of the z components. The arrows represent the x, y direction of the pseudospinors. The black dotted line denotes the boundary of time for the momentum-time torus.

The geometric phase is a consequence of the dynamics of the pseudospins [42]. Thus, we visualize the pseudospin texture as a function of time and momentum given by Eq. (9) and 11. As explained in Sec. II, E_k is normalized to 1 in the calculation. Fig. 6 (a) shows the texture for $g_f = 0.8$ in the dissipationless limit when γ is set to 0. At each moment, the x, y components of the pseudospinors winds clockwise as k varies from 0 to 2π . While the dissipative case with $\gamma = 0.5E_k$ is shown in Fig. 6 (b). The x, y components wind clockwise. The major difference with the dissipationless limit is that the z -components decays faster. It shows that the pseudospinor wraps the Bloch sphere for a shorter period of time, as denoted by the black dotted line on the figure. Thus, the 2π jump in Berry phase can be observed in the presence of dissipation at a shorter time.

and $\omega = \sqrt{64E_k^2 - \gamma^2}$. The expression of F' is complicated, but only its sign affects the measurement of η_{yx} [Eq. (4)]. As shown in Fig. 5, at a damping rate $\gamma = 4E_k$, which is twice the energy gap of the quench Hamiltonian, η_{yx} shows a total 2π difference when k changes from 0 to 2π . To see how dissipation affects the pseudospins' dynamics on the Bloch sphere, we look into the z -component

V. CONCLUSION

In this study, we performed quantum simulations of quench dynamics on IBM Q devices. The dynamical winding number and the Berry phase flow were simulated with quantum circuits and computed on `ibmq_lima` and `ibmq_toronto`. Despite the unitary errors and randomness observed in NISQ processors, the quantum simulation of quench dynamics shows robust signatures for identifying topological and trivial dynamics. Moreover, the influence of open quantum system on the topology is addressed in this paper. To study the dissipation, we analytically solve the master equation in the Lindblad form. We found that with dissipation, the dynamical winding number and Berry phase flow are robust. The analytic solution provides insight on the topological quench dynamics in open quantum systems.

ACKNOWLEDGMENTS

We would like to thank Po-Yao Chang, Liang-Yan Hsu, Jih-Shih You and Geng-Ming Hu for valuable discussions. We acknowledge the IBM Q service via NTU-IBM Q hub. This work is supported by the Ministry of Science and Technology (MOST) in Taiwan with Grant No. 108-2112-M-004-002-MY2.

Appendix A: Expectation values of pseudospins

Given the quench Hamiltonian, the unitary operator for time evolution is

$$U(t) = \cos(E_k t) - i \sin(E_k t) \hat{h} \cdot \boldsymbol{\sigma}, \quad (A1)$$

where $\hat{h} = \hat{h}_x \hat{x} + \hat{h}_y \hat{y}$ with $\hat{h}_{x,y} = h_{x,y} / \sqrt{h_x^2 + h_y^2}$. For simulation on IBM Q simulators and machines, we utilize the U-gate [44]

$$U(\theta, \phi, \lambda) = \begin{pmatrix} \cos(\theta/2) & -e^{i\lambda} \sin(\theta/2) \\ e^{i\phi} \sin(\theta/2) & e^{i(\phi+\lambda)} \cos(\theta/2) \end{pmatrix} \quad (\text{A2})$$

with $\theta = 2E_k t$, $\phi = \text{Im} \log(h_x + ih_y) - \pi/2$, $\lambda = -\phi$. It can be shown that with this choice of parameter, the U-gate is exactly the time evolution operator.

For an initial state

$$|\psi_k(t=0)\rangle = \begin{pmatrix} a \\ b \end{pmatrix} \quad (\text{A3})$$

the time evolution due to the Hailtonian [(Eq. 1)] is given by

$$|\psi_k(t)\rangle = \begin{pmatrix} a \cos(E_k t) - ib \sin(E_k t)(\hat{h}_x - i\hat{h}_y) \\ b \cos(E_k t) - ia \sin(E_k t)(\hat{h}_x + i\hat{h}_y) \end{pmatrix}. \quad (\text{A4})$$

For the initial states considered in the main text $(1 \ 0)^T$, the expectation values of spinors are

$$\langle \sigma_x(t) \rangle = \hat{h}_y \sin(2E_k t) \quad (\text{A5})$$

$$\langle \sigma_y(t) \rangle = -\hat{h}_x \sin(2E_k t) \quad (\text{A6})$$

$$\langle \sigma_z(t) \rangle = \cos(2E_k t). \quad (\text{A7})$$

Thus, the azimuthal angle swept by the in-plane components is given by $\text{Im} \log[\langle \sigma_x \rangle + i \langle \sigma_y \rangle] = \log[(h_y - ih_x) \sin(2E_k t)]$.

Appendix B: The analytical expression for the Berry phase

The Berry phase can be calculated analytically by

$$\gamma(t) = -\text{Im} \int_0^{2\pi} dk \langle \psi_k(t) | \partial_k \psi_k(t) \rangle. \quad (\text{B1})$$

It is the continuum version of Eq. (7) in the main text. Using Eq. (A4) with $(a \ b) = (1 \ 0)$ and $E_k = 1$, one obtains

$$\gamma(t) = -\text{Im} \int_0^{2\pi} dk \langle \psi_k(t) | \frac{d\phi}{dk} \partial_\phi \psi_k(t) \rangle \quad (\text{B2})$$

$$\begin{aligned} &= -\text{Im} \int_0^{2\pi} dk \frac{d\phi}{dk} \sin^2 t \\ &= -2\pi w \sin^2 t, \end{aligned} \quad (\text{B3})$$

where w is the winding number of the quench Hamiltonian. Thus, the dynamical Chern number is $C_{dyn} = -w \sin^2 t \Big|_0^{\pi/2} = -w$.

Appendix C: Solving the master equation

Consider the qubit under the influence of the electromagnetic field, such process can be described by the quantum master equation [49, 50]

$$\begin{aligned} \frac{d\rho}{dt} &= -i[\mathcal{H}_0(k), \rho] \\ &+ \gamma_0(N+1)(\sigma_- \rho \sigma_+ - \frac{1}{2} \{\sigma_+ \sigma_-, \rho\}) \\ &+ \gamma_0 N(\sigma_+ \rho \sigma_- - \frac{1}{2} \{\sigma_- \sigma_+, \rho\}) \end{aligned}$$

where the symbols are explained below Eq. (8) in the main text.

The density matrix can be expanded as $\rho = \frac{1}{2}(I + \vec{a} \cdot \sigma)$ and the master equation [Eq. (8)] can be written as the following form [51]

$$\frac{d}{dt} \begin{pmatrix} a_x \\ a_y \\ a_z \end{pmatrix} = \mathcal{L}(k) \begin{pmatrix} a_x \\ a_y \\ a_z \end{pmatrix} + \begin{pmatrix} 0 \\ 0 \\ -\gamma_0 \end{pmatrix}, \quad (\text{C1})$$

where

$$\mathcal{L}(k) = \begin{pmatrix} -\gamma/2 & 0 & 2h_y(k) \\ 0 & -\gamma/2 & -2h_x(k) \\ -2h_y(k) & 2h_x(k) & -\gamma \end{pmatrix}. \quad (\text{C2})$$

To solve Eq. (C2), we follow Ref. [50–52]. First, we find the stationary solution where the time derivative of the density matrix is zero. The stationary solution is

$$a_x^0 = \frac{-4h_y \gamma_0}{4E_k^2 + \gamma^2} \quad (\text{C3})$$

$$a_y^0 = \frac{4h_x \gamma_0}{4E_k^2 + \gamma^2} \quad (\text{C4})$$

$$a_z^0 = \frac{-\gamma_0 \gamma}{4E_k^2 + \gamma^2}. \quad (\text{C5})$$

Second, we define $\vec{a}^c = \vec{a} - \vec{a}^0$ such that \vec{a}^c satisfies the homogeneous differential equation

$$\frac{d\vec{a}^c}{dt} = \mathcal{L}(k) \vec{a}^c \quad (\text{C6})$$

The left and right eigenvalues of $\mathcal{L}(k)$ are $\lambda_0 = \frac{-\gamma}{2}$, $\lambda_{1,2} = \frac{-3\gamma}{4} \mp \frac{i\omega}{4}$, where $\omega = \sqrt{64E_k^2 - \gamma^2}$. Thus, the solution to \vec{a}^c is $\vec{a}^c = \sum_\ell S_\ell |R_\ell\rangle e^{\lambda_\ell t}$ with $S_\ell = \langle L_\ell | a^c(t=0) \rangle$, where $\langle L_\ell |$ and $|R_\ell\rangle$ are the left and right eigenvector of the ℓ th eigenvalue, respectively, $|a^c(t=0)\rangle$ denotes the initial column vector \vec{a}^c . The left and right eigenvectors satisfy $\langle L_\ell | R_{\ell'} \rangle = \delta_{\ell, \ell'}$. For the quench protocol considered in the main text, the initial state is given by $\vec{a}^c(t=0) = (0, 0, 1)^T - \vec{a}^0$. At low temperature, one can approximate $\gamma_0 = \gamma$ which gives a simple form of the solution

$$a_x^c(t) = h_y F(\gamma, k, t) \quad (C7)$$

$$a_y^c(t) = -h_x F(\gamma, k, t) \quad (C8)$$

$$a_z^c(t) = e^{-\frac{3\gamma t}{4}} \frac{2\omega (2E_k^2 + \gamma^2) \cos(\frac{\omega t}{4}) - 2\gamma (\gamma^2 - 14E_k^2) \sin(\frac{\omega t}{4})}{\omega (4E_k^2 + \gamma^2)}, \quad (C9)$$

$$\text{where } F(\gamma, k, t) = 4e^{-\frac{3\gamma t}{4}} \frac{(8E_k^2 + 5\gamma^2) \sin(\frac{\omega t}{4}) + \omega \gamma \cos(\frac{\omega t}{4})}{\omega (4E_k^2 + \gamma^2)} \quad (C10)$$

Thus, the pseudospinors are given by $\langle \sigma_i \rangle(t) = Tr \frac{1}{2} [\rho \sigma_i] = a_i^c(t) + a_i^0$. It can be shown that in the limit $\gamma = 0$, $F(\gamma, k, t) = \frac{\sin(2E_k t)}{E_k}$ and $a_z(t) = \cos(2E_k t)$, which

agree with the results in Appendix A. Moreover, at $t = 0$, $F(\gamma, k, t) = \frac{4\gamma}{4E_k^2 + \gamma^2}$ and the solution recovers the initial condition $\vec{a}(t = 0) = (0, 0, 1)^T$

-
- [1] Richard P. Feynman, “Simulating physics with computers,” *International Journal of Theoretical Physics* **21**, 467–488 (1982).
- [2] Seth Lloyd, “Universal quantum simulators,” *Science* **273**, 1073–1078 (1996), <https://science.sciencemag.org/content/273/5278/1073.full.pdf>.
- [3] Francesco Tacchino, Alessandro Chiesa, Stefano Carretta, and Dario Gerace, “Quantum computers as universal quantum simulators: State-of-the-art and perspectives,” *Advanced Quantum Technologies* **3**, 1900052 (2020), <https://onlinelibrary.wiley.com/doi/pdf/10.1002/qute.201900052>.
- [4] Frank Arute, Kunal Arya, Ryan Babbush, Dave Bacon, Joseph C. Bardin, Rami Barends, Rupak Biswas, Sergio Boixo, Fernando G. S. L. Brandao, David A. Buell, Brian Burkett, Yu Chen, Zijun Chen, Ben Chiaro, Roberto Collins, William Courtney, Andrew Dunsworth, Edward Farhi, Brooks Foxen, Austin Fowler, Craig Gidney, Marissa Giustina, Rob Graff, Keith Guerin, Steve Habegger, Matthew P. Harrigan, Michael J. Hartmann, Alan Ho, Markus Hoffmann, Trent Huang, Travis S. Humble, Sergei V. Isakov, Evan Jeffrey, Zhang Jiang, Dvir Kafri, Kostyantyn Kechedzhi, Julian Kelly, Paul V. Klimov, Sergey Knysh, Alexander Korotkov, Fedor Kostritsa, David Landhuis, Mike Lindmark, Erik Lucero, Dmitry Lyakh, Salvatore Mandrà, Jarrod R. McClean, Matthew McEwen, Anthony Megrant, Xiao Mi, Kristel Michielsen, Masoud Mohseni, Josh Mutus, Ofer Naaman, Matthew Neeley, Charles Neill, Murphy Yuezhen Niu, Eric Ostby, Andre Petukhov, John C. Platt, Chris Quintana, Eleanor G. Rieffel, Pedram Roushan, Nicholas C. Rubin, Daniel Sank, Kevin J. Satzinger, Vadim Smelyanskiy, Kevin J. Sung, Matthew D. Trevithick, Amit Vainsencher, Benjamin Villalonga, Theodore White, Z. Jamie Yao, Ping Yeh, Adam Zalcman, Hartmut Neven, and John M. Martinis, “Quantum supremacy using a programmable superconducting processor,” *Nature* **574**, 505–510 (2019).
- [5] Petar Jurcevic, Ali Javadi-Abhari, Lev S Bishop, Isaac Lauer, Daniela F Bogorin, Markus Brink, Lauren Capelluto, Oktay Günlük, Toshinari Itoko, Naoki Kanazawa, Abhinav Kandala, George A Keefe, Kevin Krsulich, William Landers, Eric P Lewandowski, Douglas T McClure, Giacomo Nannicini, Adinath Narasgond, Hasan M Nayfeh, Emily Pritchett, Mary Beth Rothwell, Srikanth Srinivasan, Neereja Sundaresan, Cindy Wang, Ken X Wei, Christopher J Wood, Jeng-Bang Yau, Eric J Zhang, Oliver E Dial, Jerry M Chow, and Jay M Gambetta, “Demonstration of quantum volume 64 on a superconducting quantum computing system,” *Quantum Science and Technology* **6**, 025020 (2021).
- [6] John Preskill, “Quantum Computing in the NISQ era and beyond,” *Quantum* **2**, 79 (2018).
- [7] Adam Smith, M. S. Kim, Frank Pollmann, and Johannes Knolle, “Simulating quantum many-body dynamics on a current digital quantum computer,” *npj Quantum Information* **5**, 106 (2019).
- [8] D. V. Babukhin, A. A. Zhukov, and W. V. Pogosov, “Hybrid digital-analog simulation of many-body dynamics with superconducting qubits,” *Phys. Rev. A* **101**, 052337 (2020).
- [9] Benedikt Fauseweh and Jian-Xin Zhu, “Digital quantum simulation of non-equilibrium quantum many-body systems,” *Quantum Information Processing* **20**, 138 (2021).
- [10] Armin Rahmani, Kevin J. Sung, Harald Putterman, Pedram Roushan, Pouyan Ghaemi, and Zhang Jiang, “Creating and manipulating a Laughlin-type $\nu = 1/3$ fractional quantum Hall state on a quantum computer with linear depth circuits,” *PRX Quantum* **1**, 020309 (2020).
- [11] Ammar Kirmani, Kieran Bull, Chang-Yu Hou, Zlatko Papić, Armin Rahmani, and Pouyan Ghaemi, “Realizing fractional-quantum-hall gravitons on quantum computers,” (2021), [arXiv:2107.10267 \[quant-ph\]](https://arxiv.org/abs/2107.10267).
- [12] Kade Head-Marsden and David A. Mazziotti, “Ensemble of Lindblad’s trajectories for non-Markovian dynamics,” *Phys. Rev. A* **99**, 022109 (2019).
- [13] Lorenzo Del Re, Brian Rost, A. F. Kemper, and J. K. Freericks, “Driven-dissipative quantum mechanics on a lattice: Simulating a fermionic reservoir on a quantum computer,” *Phys. Rev. B* **102**, 125112 (2020).
- [14] Guillermo García-Pérez, Matteo A. C. Rossi, and Sabrina Maniscalco, “IBM Q experience as a versatile experimental testbed for simulating open quantum systems,” *npj Quantum Information* **6**, 1 (2020).
- [15] Kade Head-Marsden, Stefan Krastanov, David A. Mazziotti, and Prineha Narang, “Capturing non-Markovian dynamics on near-term quantum computers,” *Phys. Rev. Research* **3**, 013182 (2021).
- [16] Hirsh Kamakari, Shi-Ning Sun, Mario Motta, and Austin J. Minnich, “Digital quantum simulation of open quantum systems using quantum imaginary time evolution,” (2021), [arXiv:2104.07823 \[quant-ph\]](https://arxiv.org/abs/2104.07823).
- [17] Xue-Yi Guo, Chao Yang, Yu Zeng, Yi Peng, He-Kang Li, Hui Deng, Yi-Rong Jin, Shu Chen, Dongning Zheng, and Heng Fan, “Observation of a dynamical quantum phase transition by

- a superconducting qubit simulation,” *Phys. Rev. Applied* **11**, 044080 (2019).
- [18] Bruno Murta, G. Catarina, and J. Fernández-Rossier, “Berry phase estimation in gate-based adiabatic quantum simulation,” *Phys. Rev. A* **101**, 020302 (2020).
- [19] Wentao Ji, Lin Zhang, Mengqi Wang, Long Zhang, Yuhang Guo, Zihua Chai, Xing Rong, Fazhan Shi, Xiong-Jun Liu, Ya Wang, and Jiangfeng Du, “Quantum simulation for three-dimensional chiral topological insulator,” *Phys. Rev. Lett.* **125**, 020504 (2020).
- [20] Feng Mei, Qihao Guo, Ya-Fei Yu, Liantuan Xiao, Shi-Liang Zhu, and Suotang Jia, “Digital simulation of topological matter on programmable quantum processors,” *Phys. Rev. Lett.* **125**, 160503 (2020).
- [21] Bing Chen, Shuo Li, Xianfei Hou, Feifei Ge, Feifei Zhou, Peng Qian, Feng Mei, Suotang Jia, Nanyang Xu, and Heng Shen, “Digital quantum simulation of floquet topological phases with a solid-state quantum simulator,” *Photon. Res.* **9**, 81–87 (2021).
- [22] Xiao Xiao, J. K. Freericks, and A. F. Kemper, “Robust measurement of wave function topology on nisq quantum computers,” (2021), [arXiv:2101.07283 \[quant-ph\]](https://arxiv.org/abs/2101.07283).
- [23] P. A. M. Dirac, “Relativity and quantum mechanics,” *Fields and Quanta* **3**, 139–164 (1972).
- [24] Chen Ning Yang, “Selected papers ii, with commentaries chen ning yang.” (2013).
- [25] Ze-Pei Cian, Hossein Dehghani, Andreas Elben, Benoît Vermersch, Guanyu Zhu, Maissam Barkeshli, Peter Zoller, and Mohammad Hafezi, “Many-body chern number from statistical correlations of randomized measurements,” *Phys. Rev. Lett.* **126**, 050501 (2021).
- [26] Michael Victor Berry, “Quantal phase factors accompanying adiabatic changes,” *Proc. R. Soc. Lond. A* **392** (1984).
- [27] D. J. Thouless, M. Kohmoto, M. P. Nightingale, and M. den Nijs, “Quantized hall conductance in a two-dimensional periodic potential,” *Phys. Rev. Lett.* **49**, 405 (1982).
- [28] Mahito Kohmoto, “Topological invariant and the quantization of the hall conductance,” *Annals of Physics* **160**, 343–354 (1985).
- [29] Di Xiao, Ming-Che Chang, and Qian Niu, “Berry phase effects on electronic properties,” *Rev. Mod. Phys.* **82**, 1959–2007 (2010).
- [30] T. Jungwirth, Qian Niu, and A. H. MacDonald, “Anomalous hall effect in ferromagnetic semiconductors,” *Phys. Rev. Lett.* **88**, 207208 (2002).
- [31] M. Z. Hasan and C. L. Kane, “Colloquium: Topological insulators,” *Rev. Mod. Phys.* **82**, 3045–3067 (2010).
- [32] Binghai Yan and Claudia Felser, “Topological materials: Weyl semimetals,” *Annual Review of Condensed Matter Physics* **8**, 337–354 (2017), <https://doi.org/10.1146/annurev-conmatphys-031016-025458>.
- [33] Chao Yang, Linhu Li, and Shu Chen, “Dynamical topological invariant after a quantum quench,” *Phys. Rev. B* **97**, 060304 (2018).
- [34] Zongping Gong and Masahito Ueda, “Topological entanglement-spectrum crossing in quench dynamics,” *Phys. Rev. Lett.* **121**, 250601 (2018).
- [35] Po-Yao Chang, “Topology and entanglement in quench dynamics,” *Phys. Rev. B* **97**, 224304 (2018).
- [36] Wei Sun, Chang-Rui Yi, Bao-Zong Wang, Wei-Wei Zhang, Barry C. Sanders, Xiao-Tian Xu, Zong-Yao Wang, Joerg Schmiedmayer, Youjin Deng, Xiong-Jun Liu, Shuai Chen, and Jian-Wei Pan, “Uncover topology by quantum quench dynamics,” *Phys. Rev. Lett.* **121**, 250403 (2018).
- [37] Haiping Hu and Erhai Zhao, “Topological invariants for quantum quench dynamics from unitary evolution,” *Phys. Rev. Lett.* **124**, 160402 (2020).
- [38] Bo Zhu, Yongguan Ke, Honghua Zhong, and Chaohong Lee, “Dynamic winding number for exploring band topology,” *Phys. Rev. Research* **2**, 023043 (2020).
- [39] Long Zhang, Lin Zhang, and Xiong-Jun Liu, “Dynamical detection of topological charges,” *Phys. Rev. A* **99**, 053606 (2019).
- [40] Long Zhang, Lin Zhang, and Xiong-Jun Liu, “Characterizing topological phases by quantum quenches: A general theory,” *Phys. Rev. A* **100**, 063624 (2019).
- [41] Hsiu-Chuan Hsu, Pok-Man Chiu, and Po-Yao Chang, “Disorder-induced topology in quench dynamics,” (2021), [arXiv:2101.07804 \[cond-mat.dis-nn\]](https://arxiv.org/abs/2101.07804).
- [42] Kunkun Wang, Xingze Qiu, Lei Xiao, Xiang Zhan, Zhihao Bian, Barry C. Sanders, Wei Yi, and Peng Xue, “Observation of emergent momentum-time skyrmions in parity-time-symmetric non-unitary quench dynamics,” *Nature Communications* **10**, 2293 (2019).
- [43] O. Viyuela, A. Rivas, S. Gasparinetti, A. Wallraff, S. Filipp, and M. A. Martin-Delgado, “Observation of topological uhlmann phases with superconducting qubits,” *npj Quantum Information* **4**, 10 (2018).
- [44] Héctor Abraham and et al., “Qiskit: An open-source framework for quantum computing,” (2019).
- [45] W. P. Su, J. R. Schrieffer, and A. J. Heeger, “Solitons in polyacetylene,” *Phys. Rev. Lett.* **42**, 1698–1701 (1979).
- [46] D. Vanderbilt, *Berry Phases in Electronic Structure Theory*, Titolo collana (Cambridge University Press, 2018).
- [47] Dominik Gresch, Gabriel Autès, Oleg V. Yazyev, Matthias Troyer, David Vanderbilt, B. Andrei Bernevig, and Alexey A. Soluyanov, “Z2pack: Numerical implementation of hybrid wannier centers for identifying topological materials,” *Phys. Rev. B* **95**, 075146 (2017).
- [48] Yoshihito Kuno, “Disorder-induced chern insulator in the harper-hofstadter-hatsugai model,” *Phys. Rev. B* **100**, 054108 (2019).
- [49] A. Carollo, I. Fuentes-Guridi, M. França Santos, and V. Vedral, “Geometric phase in open systems,” *Phys. Rev. Lett.* **90**, 160402 (2003).
- [50] Breuer Heinz-Peter and Francesco Petruccione, *The Theory of Open Quantum Systems* (Oxford University Press, 2007).
- [51] Lin Zhang, Long Zhang, and Xiong-Jun Liu, “Quench-induced dynamical topology under dynamical noise,” *Phys. Rev. Research* **3**, 013229 (2021).
- [52] Heung-Ryoul Noh and Wonho Jhe, “Analytic solutions of the optical bloch equations,” *Optics Communications* **283**, 2353–2355 (2010).