

Steady-state phases of dissipative spin-1/2 XYZ model with frustrated interaction

Xingli Li, Yan Li, and Jiasen Jin*

School of Physics, Dalian University of Technology, 116024 Dalian, China

(Dated: July 23, 2021)

We investigate the steady-state phases of the dissipative spin-1/2 J_1 - J_2 XYZ model on a two-dimensional square lattice. We show the next-nearest-neighbor interaction plays a crucial role in determining the steady-state properties. By means of the Gutzwiller mean-field factorization, we find the emergence of antiferromagnetic steady-state phases. The existence of such antiferromagnetic steady-state phases in thermodynamic limit is confirmed by the cluster mean-field analysis. Moreover, we find the evidence of the limit cycle phase through the largest quantum Lyapunov exponent in small cluster, and check the stability of the oscillation by calculating the averaged oscillation amplitude up to 4×4 cluster mean-field approximation.

I. INTRODUCTION

Quantum phase transition under equilibrium condition has achieved a profound understanding in the past decades. The quantum phase transition is manifested by the continuous or abrupt changes of the ground state of a quantum many-body system when varying the external parameter. The spontaneously broken of symmetry in the ground state is essentially driven by the quantum fluctuations [1].

Phase transition in quantum many-body system may also happen under the out-of-equilibrium condition. Actually, the inevitably interactions of a quantum system and its environment always drive the system, referred to as open system, far from equilibrium. Because the thermal equilibrium is absent, the stationary property of the nonequilibrium system is determined by the asymptotical steady state of the nonunitary dynamics in the long-time limit. Usually, the dynamics of the open system in a Markovian (memoryless) environment is well described by the quantum master equation in Lindblad form $\dot{\hat{\rho}}(t) = \mathcal{L}\hat{\rho}(t)$ where \mathcal{L} is the so-called Liouvillian superoperator [2–4]. The properties of the steady state, as a result of the competition between the coherent evolution and the dissipative process, can be captured by the spectrum of \mathcal{L} [5]. Analogous to the equilibrium case, the steady-state symmetry ruled by the Lindblad master equation may also be spontaneously broken in the thermodynamic limit.

The steady-state phase diagram of open quantum many-body system is predicted to be particularly rich [6–9]. It displays exotic phases that spontaneously broken the symmetries possessed by the Liouvillian of the system [6, 10–14]. Among the steady-state phases, the limit cycle (LC) phase which spontaneously breaks the time translation invariance has attracted significant attention [15–19]. It is considered to be a potential realization of time crystals in nonequilibrium system [22–24]. Experimental investigations of nonequilibrium properties of open quantum many-body systems have been realized in trapped ions [25], ultracold atomic gases in optical lattices [26–30], and arrays of coupled QED cavities [31–33].

Recently, it is explored that the frustration in many-body system can induce fantastic nontrivial steady-state properties,

such as the antiferromagnetism, spin-density wave and chaotic dynamics [34–37]. The frustration refers to the fact that the competing interactions between neighboring sites cannot be satisfied simultaneously [38–40]. Generally, the presence of frustration is characterized by a large degeneracy in ground-state energy [41]. It is believed that the frustration tends to destroy the conventional long range orders. Basically, the frustration stems from either the geometry of the lattice or the competition among interactions in the system. The former is called the geometrically frustration while the latter is interaction frustration. One of the prototypes of the geometrically frustrated system is the two-dimensional Ising antiferromagnet on a triangular lattice. In this well-known model, the incompatible antiferromagnetic interplay emerges once two of the spins are aligned oppositely to satisfy the antiferromagnetic interaction and the third one can not be antialigned to the other two spins simultaneously. The macroscopically degenerated ground state shows the fluid-like behavior [42, 43]. The geometrical frustration have been realized experimentally [44–46]. Theoretically, it has been shown that in the geometrically frustrated spin-1/2 system on a triangular lattice unconventional steady-state antiferromagnetism and spin-density wave emerge [34, 35].

Regarding to the interaction frustrated system, the typical example is the J_1 - J_2 spin-1/2 Heisenberg model on square lattice in which both the nearest- (J_1) and next-nearest- (J_2) neighboring interactions are considered. The ratio J_1/J_2 determines the properties of the ground state of the system. In particular, for $J_1/J_2 < 1$, the ground state in the so-called Néel state, while in the opposite side $J_1/J_2 > 1$, the ground state is in the collinear striped antiferromagnetic (CAF) order [47, 48]. The competing between the nearest-neighbor (NN) and next-nearest-neighbor (NNN) interactions has dramatically modified the Hamiltonian spectrum of the system with only NN interaction. Inspired by the interaction-frustration induced phase transition in equilibrium case, we are going to investigate the steady-state properties of open quantum many-body system in the presence of interaction frustration. As a concrete example, we focus on a dissipative spin-1/2 XYZ model on two-dimensional square lattice. We consider both the NN and NNN anisotropic Heisenberg couplings among the sites. In addition, the local dissipative processes on each site which drives the system out-of-equilibrium are considered taken into account. By employing the a combination of the state-of-the-art approaches, we shed light on the

*Electronic address: jsjin@dlut.edu.cn

impact of NNN interactions in determining the steady state. As the NNN coupling varying, the system exhibits various steady-state phases. We mostly concentrate on the antiferromagnetic phases. We also predict a LC phase in which the steady state is time periodic. In particular, the emergence of LC phase is highlighted by the largest quantum Lyapunov exponent (LE) and averaged oscillation amplitude. The existence of LC phase is closely connected to the dissipative time crystals [23, 24, 49–52].

This paper is organized as follows. In Sec. II, we explain the dissipative spin-1/2 J_1 - J_2 XYZ model on the square lattice and the corresponding master equation that describes the evolution of the system. We present the possible steady-state phases that may appear in the system. In Sec. III, by employing the Gutzwiller single-site mean-field (MF) factorization, we solve the steady-state solutions to the single-site MF master equation. By performing the linear stability analysis on the MF fixed points, we uncover the various steady-state phase. In Sec. IV, we include the short-range interaction in the discussion by performing the cluster mean-field (CMF) method. We confirm the existence of the CAF phase and show the evidence of the LC phase through the largest LE and the average oscillation amplitude. We summarize in Sec. V.

II. MODEL

The model we consider here is a spin-1/2 quantum many-body model on square lattice whose Hamiltonian is given by (set $\hbar = 1$ hereinafter),

$$\hat{H} = \sum_{\alpha} J_{\alpha} \left[J_1 \sum_{\langle j,l \rangle} \hat{\sigma}_j^{\alpha} \hat{\sigma}_l^{\alpha} + J_2 \sum_{\langle\langle j,l \rangle\rangle} \hat{\sigma}_j^{\alpha} \hat{\sigma}_l^{\alpha} \right], \quad (1)$$

where $\hat{\sigma}_j^{\alpha}$ ($\alpha = x, y, z$) are the Pauli matrices for the j -th site, $\langle j, l \rangle$ and $\langle\langle j, l \rangle\rangle$ denote the sums of the spin-spin coupling run over the nearest-neighboring and next-nearest-neighboring interactions, respectively. For $J_2 = 0$, the model is reduced to the anisotropy XYZ model with NN interaction. The presence of J_2 brings the interaction frustration to the system. The quantum frustration induced by the fluctuations may destroy the long-range antiferromagnetic order in the system and the novel unconventional phases emerge [53].

In order to drive the system out-of-equilibrium, we assume that each spin contacts with a Markovian environment which leads a local dissipative process on each spin. In our specific model, the local environment tends to incoherently flip each spin down to the z -direction. Thus the quantum master equation governing the evolution of the system's density matrix $\hat{\rho}(t)$ is

$$\frac{d\hat{\rho}}{dt}(t) = \mathcal{L}[\hat{\rho}(t)] = -i[\hat{H}, \hat{\rho}(t)] + \sum_j \mathcal{D}_j[\hat{\rho}(t)], \quad (2)$$

where \mathcal{L} is the Liouvillian superoperator. The local dissipator \mathcal{D}_j on the j -th site takes the form of

$$\mathcal{D}_j[\hat{\rho}(t)] = \frac{\gamma}{2} \left[2\hat{\sigma}_j^- \hat{\rho}(t) \hat{\sigma}_j^+ - \hat{\sigma}_j^+ \hat{\sigma}_j^- \hat{\rho}(t) - \hat{\rho}(t) \hat{\sigma}_j^+ \hat{\sigma}_j^- \right], \quad (3)$$

where γ is the decay rate and the operators $\hat{\sigma}_j^{\pm} = (\hat{\sigma}_j^x \pm i\hat{\sigma}_j^y)/2$ represent the raising and lowering operators for the j -th spin. In following, we will always work in units of γ . Additionally, for simplicity, we set $J_1/\gamma = 1$ and restrict the NNN coupling to be $J_2/\gamma \in (0, 1)$ in this work.

The Lindblad master equation Eq. (2) admits the \mathbb{Z}_2 symmetry associated to a π rotation of all the spins about the z -axis ($\hat{\sigma}_j^x \rightarrow -\hat{\sigma}_j^x, \hat{\sigma}_j^y \rightarrow -\hat{\sigma}_j^y, \forall j$). In the thermodynamic limit, this \mathbb{Z}_2 symmetry may be spontaneously broken as the strengths of spin-spin interactions varying. In the symmetry-broken phases the magnetization on the x - y plane of each spin is nonzero and could be spatially modulated. Here we list the possible steady-state phases as the following,

(i) *Paramagnetic (PM) phase*. This is a trivial uniform state in which all the spins are pointing down along z -axis, $\langle \hat{\sigma}^x \rangle = \langle \hat{\sigma}^y \rangle = 0$ indicating that the system preserves the \mathbb{Z}_2 -symmetry. The notation $\langle \hat{\sigma}^{\alpha} \rangle = \text{tr}(\hat{\sigma}^{\alpha} \rho)$ ($\alpha = x, y, z$) means the expectation value of $\hat{\sigma}^{\alpha}$.

(ii) *Ferromagnetic (FM) phase*. The FM phase is a uniform ordered phase. Each spin has an identical nonzero steady-state magnetization on the xy plane, namely $\langle \hat{\sigma}^x \rangle \neq 0, \langle \hat{\sigma}^y \rangle \neq 0$ as shown in Fig. 1(a), indicating that the \mathbb{Z}_2 -symmetry is broken.

(iii) *Antiferromagnetic (AFM) phase*. The AFM phase is a nonuniform ordered phase. In the AFM phase, as shown in Fig. 1(b), the whole lattice is divided into two alternating sublattices. All the spins have a nonzero steady-state magnetizations on the x - y plane. Moreover, the spin on one sublattice points to a different direction to the other. The steady-state magnetization is spatially modulated with a period of twice lattice constant.

(iv) *Collinear striped antiferromagnetic (CAF) phase*. The CAF phase is another type of nonuniform ordered phase. In the CAF phase, the spins on the lattice are collinearly polarized. The steady-state magnetization is spatially modulated with a period of twice lattice constant in either x or y direction as shown in Fig. 1(c)-(d).

III. MEAN-FIELD APPROXIMATION

Due to the complexity of the full quantum master equation, we start with the single-site MF method basing on the Gutzwiller factorization. The density matrix for the whole lattice is factorized as $\hat{\rho} = \bigotimes_j \hat{\rho}_j$ with the reduced density matrix $\rho_j = \text{tr}_{\neq j} \rho$ for each site. The reduced density matrices belongs to the same sublattice are assumed to be identical. Substituting the factorized density matrix into Eq. (2), we may obtain the single-site MF master equation for each sublattice in the following form,

$$\frac{d\hat{\rho}_j}{dt} = -i[\hat{H}_j^{\text{mf}}, \hat{\rho}_j] + \frac{\gamma}{2} \left[2\hat{\sigma}_j^- \hat{\rho}_j \hat{\sigma}_j^+ - \{\hat{\sigma}_j^+ \hat{\sigma}_j^-, \hat{\rho}_j\} \right], \quad (4)$$

where $j = A, B, C$ and D denotes the sublattice. The corresponding MF Hamiltonian for sublattice j is governed by

$$\hat{H}_j^{\text{mf}} = \sum_{\alpha=x,y,z} \sum_{k,l} J_{\alpha} \hat{\sigma}_j^{\alpha} (J_1 \langle \hat{\sigma}_k^{\alpha} \rangle + J_2 \langle \hat{\sigma}_l^{\alpha} \rangle). \quad (5)$$

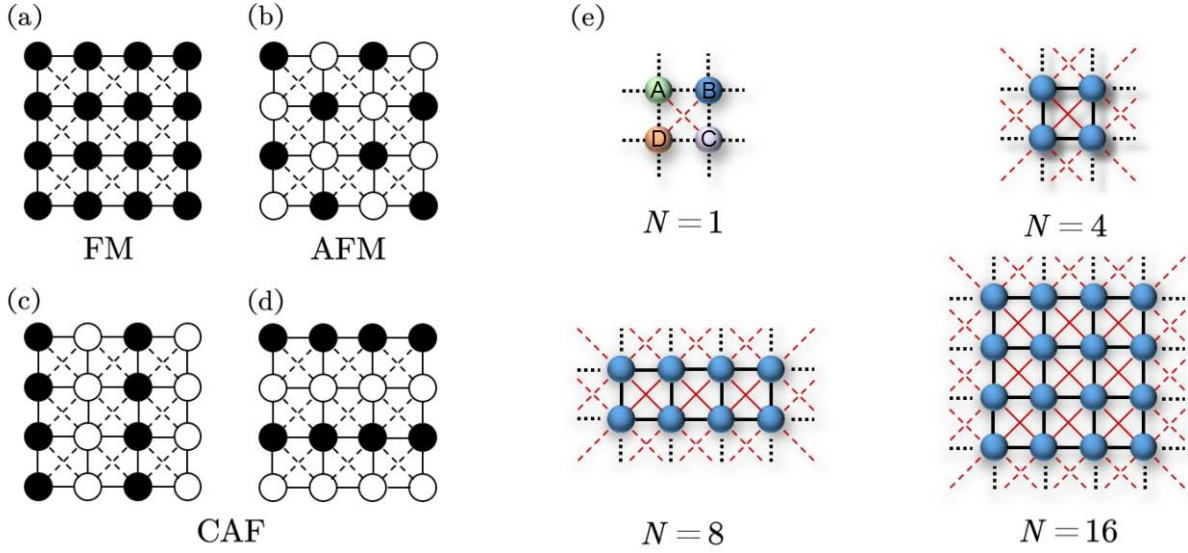


FIG. 1: (Color online) (a)-(d) Illustration of partial \mathbb{Z}_2 -symmetry broken quantum phases in Heisenberg XYZ model, the black and white colors represent the different magnetization directions in x -axis. (a) ferromagnetic (FM) order; (b) antiferromagnetic (AFM) order; (c)-(d) collinear striped antiferromagnetic (CAF) order. (e) Schematic diagram of the Gutzwiller factorization of the full lattice. In the mean-field approximation ($N = 1$), the interactions between sites are all treated as an effective field (the dashed bonds), the lattice are divide into four sublattices (in different colors), marked by A, B, C and D . For the cluster mean-field approximation with different sizes ($N \geq 4$), the interactions between the sites inside the cluster (the solid bonds) are treated exactly, the NN and NNN interactions outside of the cluster are treated as an effective field.

where $\langle \hat{\sigma}_{j,l}^\alpha \rangle = \text{tr}(\hat{\sigma}^\alpha \hat{\rho}_{j,l})$, and the subscripts k and l denote the nearest and next-nearest neighbors of site j , respectively. By

virtue of Eqs. (4) and (5), we obtain the following system of Bloch equations for each sublattice as,

$$\begin{aligned}
 \frac{d\langle \hat{\sigma}_j^x \rangle}{dt} &= 2 \sum_l \sum_k J_y (J_1 \langle \hat{\sigma}_k^y \rangle + J_2 \langle \hat{\sigma}_l^y \rangle) \langle \hat{\sigma}_j^z \rangle - J_z (J_1 \langle \hat{\sigma}_k^z \rangle + J_2 \langle \hat{\sigma}_l^z \rangle) \langle \hat{\sigma}_j^y \rangle - \frac{\gamma}{2} \langle \hat{\sigma}_j^x \rangle, \\
 \frac{d\langle \hat{\sigma}_j^y \rangle}{dt} &= 2 \sum_l \sum_k J_z (J_1 \langle \hat{\sigma}_k^z \rangle + J_2 \langle \hat{\sigma}_l^z \rangle) \langle \hat{\sigma}_j^x \rangle - J_x (J_1 \langle \hat{\sigma}_k^x \rangle + J_2 \langle \hat{\sigma}_l^x \rangle) \langle \hat{\sigma}_j^z \rangle - \frac{\gamma}{2} \langle \hat{\sigma}_j^y \rangle, \\
 \frac{d\langle \hat{\sigma}_j^z \rangle}{dt} &= 2 \sum_l \sum_k J_x (J_1 \langle \hat{\sigma}_k^x \rangle + J_2 \langle \hat{\sigma}_l^x \rangle) \langle \hat{\sigma}_j^y \rangle - J_y (J_1 \langle \hat{\sigma}_k^y \rangle + J_2 \langle \hat{\sigma}_l^y \rangle) \langle \hat{\sigma}_j^x \rangle - \gamma (\langle \hat{\sigma}_j^z \rangle + 1),
 \end{aligned} \tag{6}$$

here again the sum over k, l are taken over the nearest and next-nearest neighbors of site j , respectively. The fixed points can be determined by setting Eq. (6) to be zero. Apparently, the state $\hat{\rho}_{j,\downarrow} = |\downarrow_j\rangle\langle\downarrow_j|$, with the spin pointing down to the z -direction, is always a steady-state solution to Eq. (6). The joint state of the whole lattice is thus given by $\hat{\rho}_\downarrow = \bigotimes_j \hat{\rho}_{j,\downarrow}$ indicating that the system is in the PM phase. However, $\hat{\rho}_\downarrow$ is not always stable; the linear stability analysis on $\hat{\rho}_\downarrow$ can reveal the possibility of transitions from the PM to other phases.

The idea of linear stability analysis is to introduce local

small fluctuations $\delta\rho_j$ to around the MF steady state by

$$\hat{\rho}_\downarrow \rightarrow \bigotimes_j (\hat{\rho}_{j,\downarrow} + \delta\rho_j), \tag{7}$$

and check how the perturbations evolve with time. We expand the perturbations in terms of plane waves

$$\delta\rho_j = \sum_{\mathbf{k}} e^{-i\mathbf{k}\cdot\mathbf{r}_j} \delta\rho_j^{\mathbf{k}}, \tag{8}$$

where \mathbf{k} is the wave vector. Thus the equation of motion for the perturbation $\delta\rho_j^{\mathbf{k}}$ are decoupled in the momentum space

and reads,

$$\partial_t \delta \rho^{\mathbf{k}} = \mathcal{L}_{\mathbf{k}} \cdot \delta \rho^{\mathbf{k}}. \quad (9)$$

The superoperator $\mathcal{L}_{\mathbf{k}}$ has the following form,

$$\mathcal{L}_{\mathbf{k}} = \begin{pmatrix} -\gamma & 0 & 0 & 0 \\ 0 & P - \frac{\gamma}{2} & Q & 0 \\ 0 & -Q & -P - \frac{\gamma}{2} & 0 \\ \gamma & 0 & 0 & 0 \end{pmatrix} \quad (10)$$

where the coefficients are given by $P = -i[(J_x + J_y)t_{\mathbf{k}} - 2\beta(1 + J_2)J_z]$, $Q = -i(J_x - J_y)t_{\mathbf{k}}$, $\beta = 4$ is the coordinate number, $t_{\mathbf{k}} = 2 \cos(k_x a) + 2 \cos(k_y a) + J_2 [e^{i(k_x + k_y)a} + e^{i(k_x - k_y)a} + e^{-i(k_x + k_y)a}]$, and a is the lattice constant [10].

The steady state is dynamically stable when the real parts of all the eigenvalues of $\mathcal{L}_{\mathbf{k}}$ are negative, otherwise it is unstable to the perturbation of wave vector $\mathbf{k} = (k_x, k_y)$. We define the most unstable eigenvalue λ_{\max} as the one with largest positive real part; the wave vector $\mathbf{k} = (k_x, k_y)$ associated to the most unstable eigenvalue can be used to distinguish distinct phases [35, 54–57].

Additionally, we choose the initial states for each sublattice as $|\psi_A(0)\rangle = (|\uparrow\rangle + |\downarrow\rangle)/\sqrt{2}$, $|\psi_B(0)\rangle = (|\uparrow\rangle + e^{i\pi/2}|\downarrow\rangle)/\sqrt{2}$, $|\psi_C(0)\rangle = (|\uparrow\rangle + e^{i\pi}|\downarrow\rangle)/\sqrt{2}$ and $|\psi_D(0)\rangle = (|\uparrow\rangle + e^{i3\pi/2}|\downarrow\rangle)/\sqrt{2}$ to investigate the time-evolution of the system, although the steady states are independent of the initial states.

A. FM phase

We start with the phase transition from PM to FM phase. The critical point for the PM-FM phase transition can be obtained by solving Eqs. (6), the explicit expression is given by

$$J_{x,y}^c = \frac{1}{16\beta^2(1 + J_2)^2(J_z - J_{y,x})} + J_z. \quad (11)$$

In Fig. 2, we show the time-evolution of the magnetization $\langle \sigma^x(t) \rangle$ for $J_x = 1.01$ (PM phase) and 1.05 (FM phase) and $J_y = 0.9$. In the PM phase, the magnetizations of all the sites approach to zero after sufficient long time, regardless of the initial magnetization. While in the FM phase, after a transient oscillation the state of each site firstly evolves a metastable region with almost vanishing $\langle \sigma^x(t) \rangle$ and eventually ends up in the steady state with nonzero magnetization along x -direction. The appearance of the metastable state is because the chosen coupling parameter is close to the critical point.

In order to give the intuitive pictures for the PM and FM phases, we show the real parts of most unstable eigenvalues in the momentum space in Fig. 2. For $J_x = 1.01$, the real part of λ_{\max} is always negative in the k_x - k_y plane indicating that $\hat{\rho}_{\downarrow}$ is stable against the perturbations. The maximum of the real part is about -0.0193 locating at the origin of the momentum space. As the coupling strength J_x increasing, the maximum of the real part increases and become positive in the FM phase. It is shown in Fig. 2 that the maximum is positive for $J_x = 1.05$ and the position of the maximum remains at the origin. In

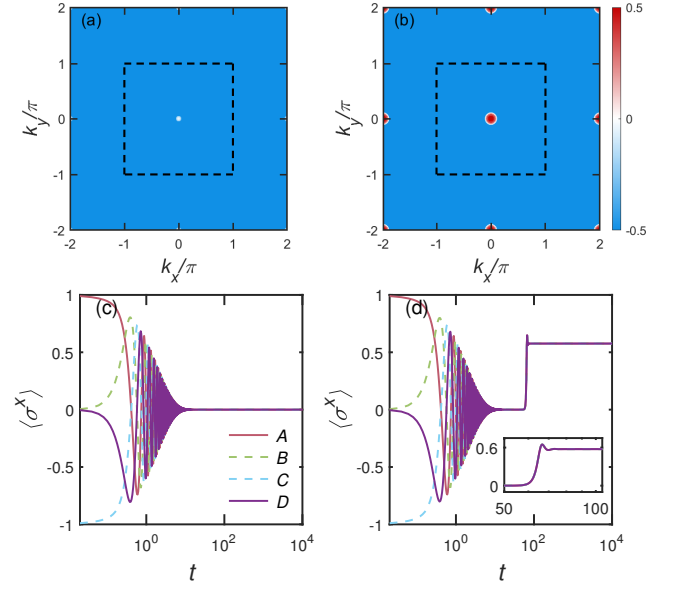


FIG. 2: (Color online) (a) and (b) The real part of the most unstable eigenvalue as a function of the wave vectors k_x and k_y in momentum space. The dashed line indicates the first Brillouin zone. (c) and (d) The MF steady-state magnetizations along x -direction for the sublattices. The parameters are chosen as $J_2 = 0.9$, $J_y = 0.9$, $J_z = 1$ and $J_x = 1.01$ for panels (a) and (c), 1.05 for panels (b) and (d).

this case, the state $\hat{\rho}_{\downarrow}$ is unstable against uniform perturbations which offset each spin with a nonzero magnetization on the x -y plane. This indicates the appearance of FM phase.

B. The PM-CAF transition

In this subsection, we discuss the phase transition from PM to antiferromagnetic phases. Similarly to Eq. (11), one can obtain the expression for the critical point for PM-CAF transition as

$$J_{x,y}^c = -\frac{1}{16\beta J_2 [(1 + J_2)J_z + J_2 J_{y,x}]} - \frac{1 + J_2}{J_2} J_z. \quad (12)$$

The real part of the most unstable eigenvalue in the momentum space in the CAF phase is shown in Fig. 3(a). The appearance of positive-valued maximum at $\mathbf{k} = (0, \pm\pi)$ and $(\pm\pi, 0)$ indicates that $\hat{\rho}_{\downarrow}$ is unstable against perturbations in terms of plane wave along x or y direction. Such perturbations give rise to a spatial modulation of the magnetizations along x or y direction with wavelength being twice the lattice constant. In Fig. 3(c), the time-evolution the magnetization $\langle \hat{\sigma}^x(t) \rangle$ for each sublattice are shown. One can see that the magnetizations $\langle \hat{\sigma}^x \rangle$ of the sublattices in the same column evolve to the same the steady-state value showing the CAF pattern.

Interestingly, we find that the CAF phase may become AFM phase by varying the strength of NNN coupling J_2 . The real part of λ_{\max} in the momentum space in the AFM phase with $J_2 = 0.1$ is shown in Fig. 3(b). Compared to the case of CAF phase, in the AFM phase the positive maximum appears

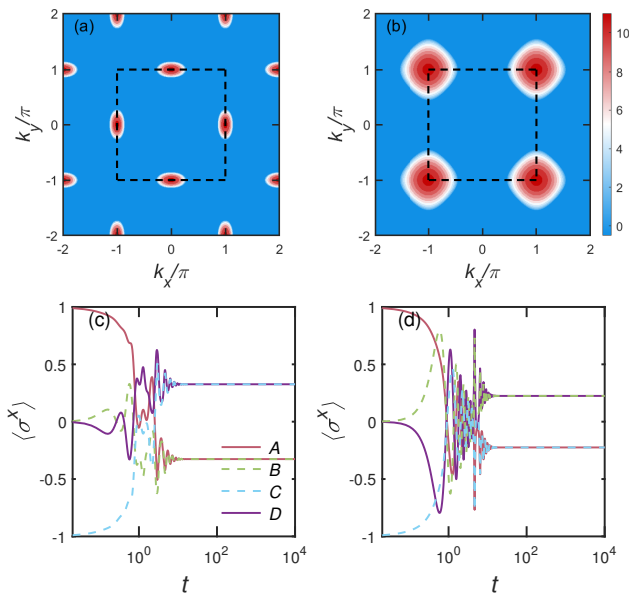


FIG. 3: (Color online) (a) and (b) The real part of the most unstable eigenvalue in momentum space. The dashed line indicates the first Brillouin zone. (c) and (d) The MF steady-state magnetizations along x -direction for the sublattices. The parameters are chosen as $J_x = -2.5$, $J_y = 0.9$, $J_z = 1$ and $J_2 = 0.9$ for panels (a) and (c) and $J_2 = 0.1$ for panels (b) and (d).

at $\mathbf{k} = (\pm\pi, \pm\pi)$ (the high-symmetry point M in the first Brillouin zone). This corresponds to the perturbation in both x and y directions. The steady-state magnetization is modulated in both directions with a period of two lattice sites; the whole lattice is actually divided into two sublattices. The steady-state pattern of the AFM state is also revealed by the time-evolution of the magnetization $\langle \sigma^x \rangle$. From Fig. 3(d) one can see that the magnetizations of the sites being next-nearest neighbors approach to a steady-state value that is different from the magnetization of their nearest neighbors.

We recall that the parameter J_2 denote the strengths NNN couplings, namely the strength of frustration. For $J_2 = 0$, the model reduces to the conventional XYZ model in which only AFM phase exists [6]. In this sense, the CAF phase can be considered as a result of the presence of frustration in the lattice.

IV. CLUSTER MEAN-FIELD METHOD

So far, we have neglected all the correlations in the discussion. In order to refine the MF results, we will take the short-range correlation into account in the analysis. To this aim, we apply the CMF technique to our model. In the CMF approximation, as schematically shown in Fig. 1(e), the whole lattice is divided into a series of clusters C which is consisted of a number of contiguous sites. All the clusters are assumed to be identical. The density matrix of the whole lattice is thus

factorized as the product of the density matrix of each cluster,

$$\hat{\rho}_{\text{CMF}} = \bigotimes_C \hat{\rho}_C. \quad (13)$$

Substituting Eq. (13) into Eq. (2) and taking the partial trace of the global density matrix over all the clusters except for C , one can obtain the CMF master equation regarding to cluster C as the following

$$\frac{d\hat{\rho}_C}{dt} = -i[\hat{H}_{\text{CMF}}, \hat{\rho}_C] + \sum_{j \in C} \mathcal{D}_j[\hat{\rho}_C]. \quad (14)$$

In the expression above, the CMF Hamiltonian is given by

$$\hat{H}_{\text{CMF}} = \hat{H}_C + \hat{H}_{\mathcal{B}(C)}, \quad (15)$$

where $\hat{H}_C = \sum_{\alpha} J_{\alpha} \left[J_1 \sum_{\langle j,l \rangle \in C} \hat{\sigma}_j^{\alpha} \hat{\sigma}_l^{\alpha} + J_2 \sum_{\langle\langle j,l \rangle\rangle \in C} \hat{\sigma}_j^{\alpha} \hat{\sigma}_l^{\alpha} \right]$, ($\alpha = x, y, z$, $\langle \cdot, \cdot \rangle$ and $\langle\langle \cdot, \cdot \rangle\rangle$ denote the NN and NNN sites) describes interactions between the sites inside the cluster C , while $\hat{H}_{\mathcal{B}(C)} = \sum_{\alpha} J_{\alpha} \left[J_1 \sum_{\langle j,l \rangle} \hat{\sigma}_j^{\alpha} \langle \hat{\sigma}_l^{\alpha} \rangle + J_2 \sum_{\langle\langle j,l \rangle\rangle} \hat{\sigma}_j^{\alpha} \langle \hat{\sigma}_l^{\alpha} \rangle \right]$ where $j \in C$ and $l \in C'$ (C' is the cluster adjacent to C) describes the inter-cluster interactions. More details about the CMF approximation can be found in Ref. [57].

As shown in Eq. (15), the idea of CMF approximation is to treat the interactions between the sites inside the cluster exactly and the interactions between the sites belonging different clusters as an effective field. In principle, as the size of cluster approaching to infinity the correlations embedded in the lattice are gradually included in the analysis, we are able to obtain the property of the system in thermodynamic limit. The conventional MF approximation is considered to be a limit case for which all the correlations are neglected.

Here, we will use a set of rectangular clusters of size $L = n_1 \times n_2$ in the CMF analysis. To be specific, for the clusters of size $L \leq 9$ we employ the standard fourth-order Runge-Kutta method to directly integrate the CMF master equation Eq.(14); for $L > 10$ we combine the CMF approximation with the quantum trajectory method [58–60] and the results are obtained by averaging over 500 trajectories [57].

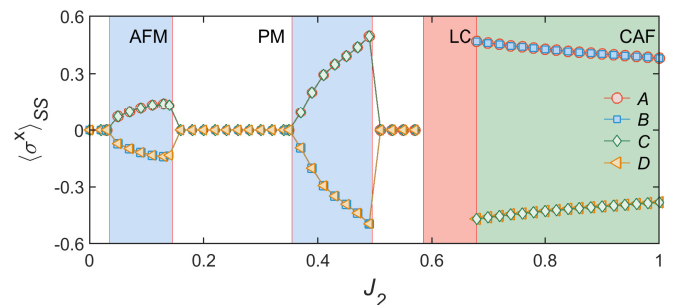


FIG. 4: (Color online) The steady-state magnetizations along x -direction for a 2×2 cluster (each site indicated by various symbol) as a function of NNN coupling strength J_2 . In the limit cycle region, the data is lacking since the system never reach the asymptotical steady state in long-time limit. With J_2 increasing, the system exhibits the PM, AFM, LC, CAF steady-state phases.

A. CAF phase

In Fig. 4, we show the CMF phase diagram as a function of J_2 with a cluster of size $L = 2 \times 2$, the other parameters are chosen as $\{J_x, J_y, J_z\} = \{-3.2, -1, 1\}$. One can see that as the strength of NNN coupling increasing the system exhibits various steady-state phases. For the limit cases of small and large J_2 , the steady-state phases are similar to those in the equilibrium system. The strong frustration results in the steady-state CAF phase.

To corroborate the existence of the CAF phase, we investigate the steady-state magnetizations by systematically increasing the size of the clusters. In accordance with the definition of CAF phase, we choose the order parameter as $O_{\text{CAF}} = \sum_{j=1}^L \sum_{\langle\langle j,l \rangle\rangle} |\langle \sigma_j^x \rangle_{ss} - \langle \sigma_l^x \rangle_{ss}| / \ell$, with ℓ is the total number of NNN interactions. This order parameter shows the steady-state magnetization difference between the j -th site and its NNN site. The nonzero value of O_{CAF} indicates the system is in the CAF phase.

In Fig. 5 we show the order parameter O_{CAF} as a function of J_2 in the CMF approximation with different sizes of clusters. For the chosen anisotropic coupling case, both the single-site MF and CMF results show the existence of the CAF phases at larger J_2 . As the size of cluster increasing, the CAF phase shrinks and remains in $0.7 \lesssim J_2 < 1$ up to 4×4 cluster. One point should be clarified is that the order parameter O_{CAF} in the regions other than CAF phase is not exactly zero for the 2×4 cluster is because of the geometrical anisotropy of the cluster.

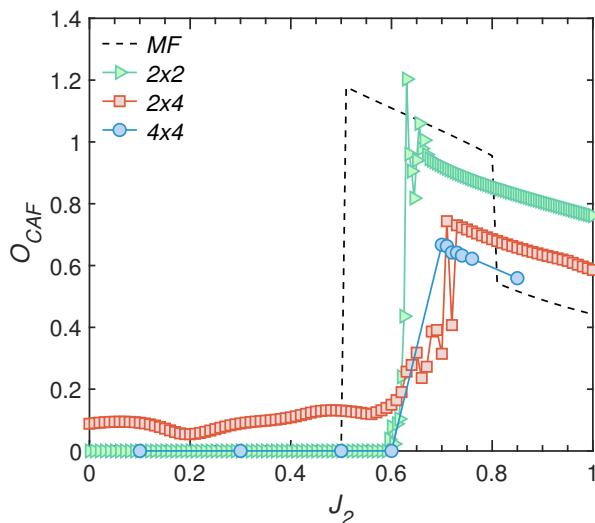


FIG. 5: (Color online) The order parameter O_{CAF} as a function of J_2 for various sizes of clusters. Other parameters are chosen as $\{J_x, J_y, J_z\} = \{-3.2, -1, 1\}$. The instable CMF data in $0.6 \leq J_2 \leq 0.7$ means the steady state of the system is limit cycles. .

B. Limit Cycle

Interestingly, in the 2×2 CMF approximation a limit cycle region emerges for $0.59 \lesssim J_2 \lesssim 0.63$. In the limit cycle region, the magnetization of each site oscillates periodically with time instead of reaching an asymptotic steady state in the long-time limit. The limit cycles are common in classical nonlinear dynamical systems and feature a stable closed trajectory in phase space. For the dissipative spin-1/2 XYZ model with only NN interaction, the limit cycle is predicted by the single-site MF approximation [20, 21]. On the contrary, here in our model with frustrated interactions, although the limit cycle is missed by the single-site MF approximation, it is uncovered by the inclusion of short-range correlations in the CMF approximation.

In order to discriminate that whether the time-dependent oscillation of the magnetization is a limit cycle or chaos, we employ the so-called largest Lyapunov exponent as proposed in Ref.[61].

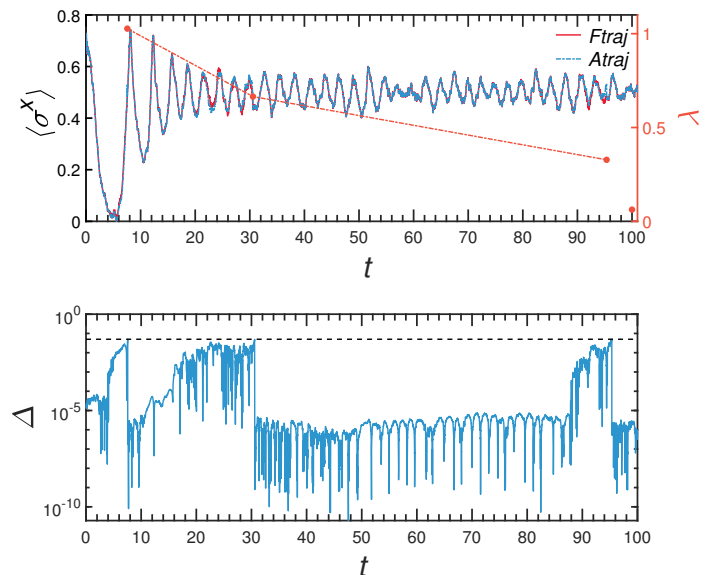


FIG. 6: (Color online) The top panel shows the time-dependent magnetization $\langle \sigma^x \rangle$ of the fiducial trajectories (Ftraj) and auxiliary trajectories (Atraj). The discrete dots correspond to right y-axis is the largest LE changing with the time. The bottom panel shows changes of the difference of the observable Δ as a function time. The black dash line denotes the threshold $\Delta_{\text{max}} = 0.05$ for resetting the auxiliary trajectory.

Analogous to the classical definition, one can use the quantum trajectories to simulate the evolution of the system. The largest LE is thus defined by the “distance” between the fiducial and auxiliary trajectories. The “distance” may be obtained by direct calculation of the difference of some observables. In this work, we choose the observable to be the magnetization along x direction $\bar{\sigma}^x(t)$, which can be obtained by

$$\bar{\sigma}^x(t) = \frac{1}{N} \sum_{j=1}^N \langle \psi_j(t) | \hat{\sigma}^x | \psi_j(t) \rangle. \quad (16)$$

The fiducial trajectory is initialized as a normalized quantum state vector ψ_f^{ini} , and the auxiliary one is also prepared as a normalized state with a perturbation on the fiducial initial state,

$$\psi_a^{\text{ini}} = \frac{\psi_f^{\text{ini}} + \delta\psi_p}{\|\psi_f^{\text{ini}} + \delta\psi_p\|}. \quad (17)$$

Here ψ_p is a random perturbative state and $\delta \ll 1$. The difference of observables $\Delta(t) = |\bar{\sigma}_f^x(t) - \bar{\sigma}_a^x(t)|$ is time-dependent. The initial value can be calculated by $\Delta_0 = |\bar{\sigma}_f^x(0) - \bar{\sigma}_a^x(0)|$. If the difference exceeds threshold $\Delta(t_k) > \Delta_{\text{max}}$ at the time t_k , the growth factor of the largest LE $d_k = \Delta(t_k)/\Delta_0$ is summed and the auxiliary state vectors have to be renormalized close to the fiducial trajectories. The difference of observables is reset to the initial value. The largest LE can be estimated as

$$\lambda = \lim_{t \rightarrow \infty} \frac{1}{t} \sum_k \ln d_k. \quad (18)$$

Here we discuss the cluster of size $L = 2 \times 2$. In the simulation, the number of trajectories is $M = 300$ and the threshold is $\Delta_{\text{max}} = 0.05$. The numerical result is shown in Fig. 6. In the top panel, the left y-axis corresponds to the time-evolution of on-site magnetization for fiducial and auxiliary trajectories, $\bar{\sigma}_f^x(t)$ and $\bar{\sigma}_a^x(t)$, respectively. Although the amplitude of the oscillation fluctuates due the probabilistic nature of the quantum trajectory method, the significant oscillating behavior can be observed. The right y-axis is related to the change of the largest LE with evolution time. The largest LE is updated three times in the time interval of $t \in [0, 100]$, corresponding to the time at which the difference exceeds the threshold. We have extended the simulation to $t = 500$, the largest LE descends from $\{\lambda, t\} = \{1.0269, 7.5645\}$ to $\{\lambda, t\} = \{0.0625, 500\}$. The largest LE at $t = 500$ is shown by the most-right orange symbol.

The bottom panel is the time-evolution of the difference of observables $\Delta(t)$. It can be seen that there are three discontinuous jumps at $t \approx 8, 30$, and 96 . The jumps mark the events that the difference of observables exceeds the threshold. The difference of at $t = 500$ is $\Delta < 3 \times 10^{-10}$ (not shown) which is small enough to indicate that the largest LE will continue descend in the long-time limit. We can conclude that the $\Delta(t)$ will eventually reach zero and the oscillation is stable.

In the upper panel of Fig. 7, we show the time-evolution of the magnetization for each sublattice in the limit cycle region with the 4×4 CMF approximation. The time-dependence of the CAF order parameter is shown in the middle panel as well. One can see that the magnetization is time-dependent and showing a CAF pattern. As reported in Refs. [20, 21], the limit cycle is absent in the case of $J_2 = 0$, the coexistence of the CAF ordering and oscillating magnetization is combination of the effects of the interaction frustration and nonequilibrium nature of the system. To check the stability of the oscillation, We define $\mathcal{A}(t) = \sum_{j=1}^L \mathcal{A}[\langle \hat{\sigma}_j^x \rangle] / L$, where $\mathcal{A}[\langle \hat{\sigma}_j^x \rangle]$ measures the difference between the local maximum and minimum values. The averaged amplitude $\mathcal{A}(t)$ which is shown in the bottom panel of Fig. 7. The error bars are the

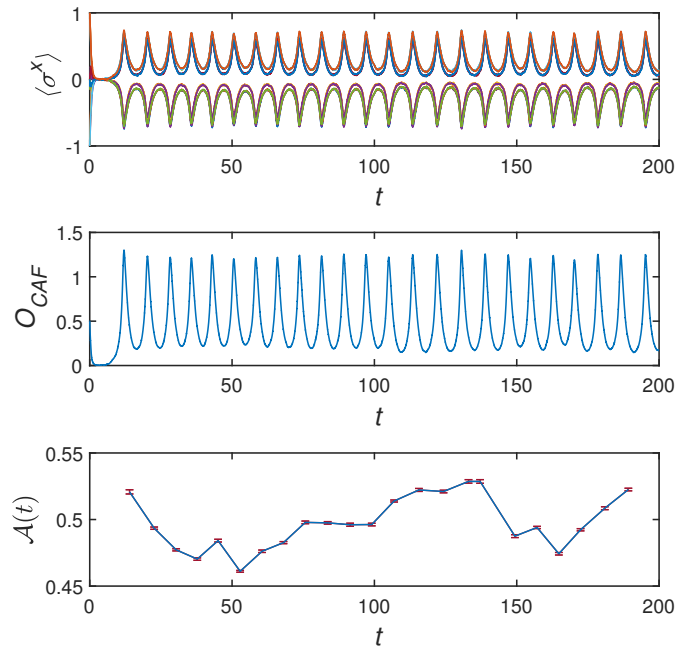


FIG. 7: (Color online) The top panel presents the time-dependent magnetization $\langle \sigma_j^x \rangle$ for a 4×4 cluster. The middle panel shows the time-dependent order parameter O_{CAF} , and the time-dependent average amplitude is shown in the bottom panel, the error bars denote the variances of the average amplitude, and the parameters are chosen as $J_x = -3.2$, $J_y = -1$, $J_z = 1$, and $J_2 = 0.63$.

variances of the average oscillation amplitude. In each oscillation period, the peaks or the valleys of the time-dependent magnetization of each site do not always accurately locate at the same time. After determining the local maximum $t_{\text{max}}^{\text{loc}}$ or minimum time point $t_{\text{min}}^{\text{loc}}$ for each magnetization, we average the each magnetization over a small time window Δt to obtain the amplitude, e.g. $\Delta t = t_{\text{max}}^{\text{loc}} \pm \delta t$, $\delta t = 0.4$. Without considering the fluctuations $\mathcal{A}(t)$ caused by the probabilistic nature of the quantum trajectory method, the value of $\mathcal{A}(t)$ stays in the range $0.45 \leq \mathcal{A}(t) \leq 0.55$ indicating that the oscillation is stable.

V. SUMMARY

In summary, we have investigated the steady-state phases of the dissipative spin-1/2 XYZ model with J_1 - J_2 couplings. Compared with the previous studies on the same model but with only NN couplings (J_1), the presence of the interaction frustration that induced by the NNN coupling (J_2) indeed enriches the steady-state phases. In order to study the dynamics of the system, we perform the mean-field approximation, basing on the Gutzwiller factorization, to decouple the master equation that governs the dynamics of the whole lattice. We check the linear stability of the fixed points to the system of single-site MF Bloch equations. The results from the single-site mean-field approximation reveal the emergence of the various antiferromagnetic phases, including the AFM and

CAF phases. The critical point of the PM-CAF phase transition is presented.

The existence of the antiferromagnetic phases in the thermodynamic limit is confirmed by a series of CMF analysis. The short-range correlations are gradually included as the size of clusters increasing. The CAF order remains nonzero up to the 4×4 CMF approximation. Moreover, we find the evidence of LC phase, in which the system is in a time-periodic oscillating state in long-time limit, in the CMF approximation. The fact that LC phase is absent in sing-site MF approximation but appears in the CMF approximation is the unique feature in the interaction frustrated system. The investigations on the largest quantum Lyapunov exponent and the averaged oscillation amplitude support the existence of the LC phase up to 4×4 CMF approximation.

Finally, we would like to notice that those steady-state phases we have investigated in this paper, especially the LC phase, we have to be cautious to identify and analyze their ex-

istence and stability, but the discussion is deeply limited by the exponential growth of the Hilbert space, the analysis on the larger size cluster is required. On this perspective, the combination of the CMF approach with other available techniques are promising to achieve this purpose, such as machine learning techniques [62–66] and the corner-space renormalization [67, 68]. A comprehensive panorama of the simulation methods for open quantum many-body systems can be found in Ref. [69]. In addition, our theoretical predictions may can be experimentally investigated in following different platforms[70–72].

ACKNOWLEDGMENTS

This work is supported by National Natural Science Foundation of China via Grant No. 11975064.

-
- [1] S. Sachdev, *Quantum Phase Transitions* (Cambridge University Press, Cambridge, England, 2000).
 - [2] H.-P. Breuer and F. Peturccione, *The theory of open quantum systems* (Oxford University Press, New York, 2002).
 - [3] G. Lindblad, On the generators of quantum dynamical semigroups, *Commun.Math. Phys.* **48**, 119–130 (1976).
 - [4] V. Gorini, A. Kossakowski, and E. C. G. Sudarsahan, Completely positive dynamical semigroups of N-level systems, *J. Math. Phys.*,**17**, 821 (1976).
 - [5] F. Minganti, A. Biella, N. Bartolo, and C. Ciuti, Spectral theory of Liouvillians for dissipative phase transitions, *Phys. Rev. A* **98**, 042118 (2018).
 - [6] T. E. Lee, S. Gopalakrishnan, and M. D. Lukin, Unconventional Magnetism via Optical Pumping of Interacting Spin Systems, *Phys. Rev. Lett.* **110**, 257204 (2013).
 - [7] V. Savona, Spontaneous symmetry breaking in a quadratically driven nonlinear photonic lattice, *Phys. Rev. A* **96**, 033826 (2017).
 - [8] J. Jin, A. Biella, O. Viyuela, C. Ciuti, R. Fazio, and D. Rossini, Phase diagram of the dissipative quantum Ising model on a square lattice, *Phys. Rev. B* **98**, 241108(R) (2018).
 - [9] D. Huybrechts, F. Minganti, F. Nori, M. Wouters, N. Shammah, Mean-field validity in a dissipative critical system: Liouvillian gap, PT-symmetric antigap, and permutational symmetry in the XYZ model, *Phys. Rev. B* **101**, 214302 (2020).
 - [10] T. E. Lee, H. Häffner, and M. C. Cross, Antiferromagnetic phase transition in a nonequilibrium lattice of Rydberg atoms, *Phys. Rev. A* **84**, 031402(R) (2011).
 - [11] J. Jin, D. Rossini, R. Fazio, M. Leib, and M. J. Hartmann, Photon Solid Phases in Driven Arrays of Nonlinearly Coupled Cavities, *Phys. Rev. Lett.* **110**, 163605 (2013).
 - [12] H. Weimer, Variational Principle for Steady States of Dissipative Quantum Many-Body Systems, *Phys. Rev. Lett.* **114**, 040402 (2015).
 - [13] V. R. Overbeck, M. F. Maghrebi, A. V. Gorshkov, and H. Weimer, Multicritical behavior in dissipative Ising models, *Phys. Rev. A* **95**, 042133 (2017).
 - [14] H. Landa, M. Schiró, and G. Misguich, Correlation-induced steady states and limit cycles in driven dissipative quantum systems, *Phys. Rev. B* **102**, 064301 (2020).
 - [15] M. Ludwig and F. Marquardt, Quantum Many-Body Dynamics in Optomechanical Arrays, *Phys. Rev. Lett.* **111**, 073603 (2013).
 - [16] W. Li, C. Li, and H. Song, Quantum synchronization in an optomechanical system based on Lyapunov control, *Phys. Rev. E* **93**, 062221 (2016).
 - [17] M. Xu, D. A. Tieri, E. C. Fine, J. K. Thompson, and M. J. Holland, Synchronization of Two Ensembles of Atoms, *Phys. Rev. Lett.* **113**, 154101 (2014).
 - [18] T. E. Lee, C.-K. Chan, and S. Wang, Entanglement tongue and quantum synchronization of disordered oscillators, *Phys. Rev. E* **89**, 022913 (2014).
 - [19] C. Davis-Tilley, C. K. Teoh, and A. D. Armour, Dynamics of many-body quantum synchronisation, *New J. Phys.* **20**, 113002 (2018).
 - [20] C.-K. Chan, T. E. Lee and S. Gopalakrishnan, Limit-cycle phase in driven-dissipative spin systems, *Phys. Rev. A* **91** 051601, (2015).
 - [21] E. T. Owen, J. Jin, D. Rossini, R. Fazio, M. J. Hartmann, Quantum correlations and limit cycles in the driven-dissipative Heisenberg lattice, *New J. Phys.*, **20**, 045004 (2018).
 - [22] Z. Gong, R. Hamazaki, and M. Ueda, Discrete Time-Crystalline Order in Cavity and Circuit QED System, *Phys. Rev. Lett.* **120**,040404 (2018).
 - [23] F. Iemini, A. Russomanno, J. Keeling, M. Schiró, M. Dalmonte, and R. Fazio, Boundary Time Crystals, *Phys. Rev. Lett.* **121**, 035301 (2018).
 - [24] K. Tucker, B. Zhu, R. J. Lewis-Swan, J. Marino, F. Jimenez, J. G. Restrepo, A. M. Rey, Shattered Time: Can a Dissipative Time Crystal Survive Many-Body Correlations? *New J. Phys.* **20** 123003 (2018).
 - [25] M. Müller, S. Diehl, G. Pupillo, and P. Zoller, Engineered Open Systems and Quantum Simulations with Atoms and Ions, *Adv. At. Mol. Opt. Phys.* **61**, 1 (2012).
 - [26] M. Greiner, O. Mandel, T. Esslinger, T. W. Hänsch, and I. Bloch, Quantum phase transition from a superfluid to a Mott insulator in a gas of ultracold atoms, *Nature (London)* **415**, 39 (2002).
 - [27] I. Bloch, J. Dalibard, and W. Zwerger, Many-body physics with ultracold gases, *Rev. Mod. Phys.* **80**, 885 (2008).

- [28] K. Baumann, R. Mottl, F. Brennecke, and T. Esslinger, Exploring Symmetry Breaking at the Dicke Quantum Phase Transition, *Phys. Rev. Lett.* **107**, 140402 (2011).
- [29] K. Baumann, C. Guerlin, F. Brennecke, and T. Esslinger, Dicke quantum phase transition with a superfluid gas in an optical cavity, *Nature* **464**, 1301–1306 (2010).
- [30] D. Bluvstein, A. Omran, H. Levine, A. Keesling, G. Semeghini, S. Ebadi, T.T.Wang, A. A. Michailidis, N. Maskara, W.W.Ho, S. Choi, M. Serbyn, M. Greiner, V. Vuletic, M. D. Lukin, Controlling quantum many-body dynamics in driven Rydberg atom arrays, *Science* **371**, 1355 (2021).
- [31] A. A. Houck, H. E. Türeci and J. Koch, On-chip quantum simulation with superconducting circuits, *Nature Phys* **8**, 292–299 (2012).
- [32] M. Fitzpatrick, N. M. Sundaresan, A. C. Y. Li, J. Koch, and A. A. Houck, Observation of a Dissipative Phase Transition in a One-Dimensional Circuit QED Lattice, *Phys. Rev. X* **7**, 011016 (2017).
- [33] M. C. Collodo, A. Potočnik, S. Gasparinetti, J.-C. Besse, M. Pechal, M. Sameti, M. J. Hartmann, A. Wallraff, and C. Eichler, Observation of the Crossover from Photon Ordering to Delocalization in Tunably Coupled Resonators, *Phys. Rev. Lett.* **122**, 183601 (2019).
- [34] J. Qian, L. Zhou, and W. Zhang, Quantum phases of strongly interacting Rydberg atoms in triangular lattices, *Phys. Rev. A* **87**, 063421 (2013).
- [35] X. Li and J. Jin, Nonuniform phases in the geometrically frustrated dissipative XYZ model, *Phys. Rev. B* **103**, 035127 (2021).
- [36] J. Qiao, W. Chang, X. Li and J. Jin, Numerical linked-cluster expansion for the dissipative XYZ model on a triangular lattice, *J. Phys. Commun.* **4** 015020 (2020).
- [37] Z. Li, A. Soret, and C. Ciuti, Dissipation-induced antiferromagnetic-like frustration in coupled photonic resonators, *Phys. Rev. A* **103**, 022616 (2021).
- [38] F. Figueirido, A. Karlhede, S. Kivelson, S. Sondhi, M. Rocek, and D. S. Rokhsar, Exact diagonalization of finite frustrated spin-1/2 Heisenberg models, *Phys. Rev. B* **41**, 4619 (1990).
- [39] D. Yamamoto, G. Marmorini, and I. Danshita, Quantum Phase Diagram of the Triangular-Lattice XXZ Model in a Magnetic Field, *Phys. Rev. Lett.* **112**, 127203 (2014).
- [40] S. Yan, D. A. Huse and S. R. White, Spin-Liquid Ground State of the $S = 1/2$ Kagome Heisenberg Antiferromagnet, *Science* **332** (6034), 1173-1176 (2011).
- [41] G. H. Wannier, Antiferromagnetism. The Triangular Ising Net, *Phys. Rev.* **79**, 357 (1950).
- [42] J. Wen, S.-L. Yu, S. Li, W. Yu & J.-X. Li, Experimental identification of quantum spin liquids, *npj Quantum Mater.* **4**, 12 (2019).
- [43] Y. Zhou, K. Kanoda, and T.-K. Ng, Quantum spin liquid states, *Rev. Mod. Phys.* **89**, 025003 (2017).
- [44] K. Kim, M.-S. Chang, S. Korenblit, R. Islam, E. E. Edwards, J. K. Freericks, G.-D. Lin, L.-M. Duan and C. Monroe, Quantum simulation of frustrated Ising spins with trapped ions, *Nature* **465**, 590–593 (2010).
- [45] A. Eckardt, P. Hauke, P. Soltan-Panahi, C. Becker, K. Sengstock, M. Lewenstein, Frustrated quantum antiferromagnetism with ultracold bosons in a triangular lattice, *EPL* **89**, 10010 (2010).
- [46] C. Becker, P. Soltan-Panahi, J. Kronjäger, S. Dörscher, K. Bong, K. Sengstock, Ultracold quantum gases in triangular optical lattices, *New J. Phys.* **12** 065025 (2010).
- [47] O. Götze, S. E. Krüger, F. Fleck, J. Schulenburg, and J. Richter, Ground-state phase diagram of the spin-1/2 square-lattice J_1 - J_2 model with plaquette structure, *Phys. Rev. B* **85**, 224424 (2012).
- [48] Z.-Q. Yu and L. Yin, Collinear antiferromagnetic state in a two-dimensional Hubbard model at half filling, *Phys. Rev. B* **81**, 195122 (2010).
- [49] C.-h. Fan, D. Rossini, H.-X. Zhang, J.-H. Wu, M. Artoni, and G. C. La Rocca, Discrete time crystal in a finite chain of Rydberg atoms without disorder, *Phys. Rev. A* **101**, 013417 (2020).
- [50] K. Seibold, R. Rota, and V. Savona, Dissipative time crystal in an asymmetric nonlinear photonic dimer, *Phys. Rev. A* **101**, 033839 (2020).
- [51] H. Landa, M. Schiró, and G. Misguich, Correlation-induced steady states and limit cycles in driven dissipative quantum systems, *Phys. Rev. B* **102** 064301 (2020).
- [52] L. F. dos Prazeres, L. da Silva Souza, and F. Iemini, Boundary time crystals in collective d-level systems, *Phys. Rev. B* **103** 184308 (2021).
- [53] W.-Y. Liu, S.-S. Gong, Y.-B. Li, D. Poilblanc, W.-Q. Chen, Z.-C. Gu, Gapless quantum spin liquid and global phase diagram of the spin-1/2 J_1 - J_2 square antiferromagnetic Heisenberg model, *arXiv:2009.01821* (2020).
- [54] M. C. Cross and P. C. Hohenberg, Pattern formation outside of equilibrium, *Rev. Mod. Phys.* **65**, 851 (1993).
- [55] A. Le Boité, G. Orso, and C. Ciuti, Steady-State Phases and Tunneling-Induced Instabilities in the Driven Dissipative Bose-Hubbard Model, *Phys. Rev. Lett.* **110**, 233601 (2013).
- [56] A. Le Boité, G. Orso, and C. Ciuti, Bose-Hubbard model: Relation between driven-dissipative steady states and equilibrium quantum phases, *Phys. Rev. A* **90**, 063821 (2014).
- [57] J. Jin, A. Biella, O. Viyuela, L. Mazza, J. Keeling, R. Fazio, and D. Rossini, Cluster Mean-Field Approach to the Steady-State Phase Diagram of Dissipative Spin Systems, *Phys. Rev. X* **6**, 031011 (2016).
- [58] K. Mølmer, Y. Castin, and J. Dalibard, Monte Carlo wavefunction method in quantum optics, *J. Opt. Soc. Am. B* **10**, 524 (1993).
- [59] J. Dalibard, Y. Castin, and K. Mølmer, Wave-function approach to dissipative processes in quantum optics, *Phys. Rev. Lett.* **68**, 580 (1992).
- [60] M. B. Plenio and P. L. Knight, The quantum-jump approach to dissipative dynamics in quantum optics, *Rev. Mod. Phys.* **70**, 101 (1998).
- [61] I. I. Yusipov, O. S. Vershinina, S. Denisov, S. P. Kuznetsov, and M. V. Ivanchenko, Quantum Lyapunov exponents beyond continuous measurements, *Chaos*, 29(6), 063130 (2019).
- [62] M. J. Hartmann and G. Carleo, Neural-Network Approach to Dissipative Quantum Many-Body Dynamics, *Phys. Rev. Lett.* **122**, 250502 (2019).
- [63] A. Nagy and V. Savona, Variational Quantum Monte Carlo Method with a Neural-Network Ansatz for Open Quantum Systems, *Phys. Rev. Lett.* **122**, 250501 (2019).
- [64] F. Vicentini, A. Biella, N. Regnault, and C. Ciuti, Variational Neural-Network Ansatz for Steady States in Open Quantum Systems, *Phys. Rev. Lett.* **122**, 250503 (2019).
- [65] N. Yoshioka and R. Hamazaki, Constructing neural stationary states for open quantum many-body systems, *Phys. Rev. B* **99**, 214306 (2019).
- [66] D. Yuan, H. Wang, Z. Wang, D.-L. Deng, Solving the Liouvillian Gap with Artificial Neural Networks, *Phys. Rev. Lett.* **126**, 160401 (2021).
- [67] S. Finazzi, A. Le Boité, F. Storme, A. Baksic, and C. Ciuti, Corner-Space Renormalization Method for Driven-Dissipative Two-Dimensional Correlated Systems, *Phys. Rev. Lett.* **115**, 080604 (2015).
- [68] R. Rota, F. Minganti, C. Ciuti, and V. Savona, Quantum Critical

- Regime in a Quadratically Driven Nonlinear Photonic Lattice, Phys. Rev. Lett. **122**, 110405 (2019).
- [69] H. Weimer, A. Kshetrimayum, and R. Orús, Simulation methods for open quantum many-body systems, Rev. Mod. Phys. **93**, 015008 (2021).
- [70] D. Porras and J. I. Cirac, Effective Quantum Spin Systems with Trapped Ions, Phys. Rev. Lett. **92**, 207901 (2004).
- [71] R. Melzi, S. Aldrovandi, F. Tedoldi, P. Carretta, P. Millet, and F. Mila, Magnetic and thermodynamic properties of $\text{Li}_2\text{VO}_2\text{SiO}_4$: A two-dimensional $S = 1/2$ frustrated antiferromagnet on a square lattice, Phys. Rev. B **64**, 024409 (2001).
- [72] H. Ishikawa, N. Nakamura, M. Yoshida, M. Takigawa, P. Babkevich, N. Qureshi, H. M. Rønnow, T. Yajima, and Z. Hiroi, $J_1 - J_2$ square-lattice Heisenberg antiferromagnets with $4d^1$ spins: AMoOPO_4Cl ($A = \text{K, Rb}$), Phys. Rev. B **95**, 064408 (2017).