

$U_q(\mathfrak{sl}_3)$ web models: Locality, phase diagram and geometrical defects

Augustin Lafay¹, Azat M. Gainutdinov^{2,3}, and Jesper Lykke Jacobsen^{1,4,5,6}

¹ *Laboratoire de Physique de l'École Normale Supérieure, ENS, Université PSL, CNRS, Sorbonne Université, Université de Paris, F-75005 Paris, France*

² *Institut Denis Poisson, CNRS, Université de Tours, Université d'Orléans, Parc de Grandmont, F-37200 Tours, France*

³ *National Research University Higher School of Economics, Usacheva str., 6, Moscow, Russia*

⁴ *Sorbonne Université, École Normale Supérieure, CNRS, Laboratoire de Physique (LPENS), F-75005 Paris, France*

⁵ *Université Paris Saclay, CNRS, CEA, Institut de Physique Théorique, F-91191 Gif-sur-Yvette, France*

⁶ *Institut des Hautes Études Scientifiques, Université Paris Saclay, CNRS, Le Bois-Marie, 35 route de Chartres, F-91440 Bures-sur-Yvette, France*

Abstract

We continue investigating the generalisations of geometrical statistical models introduced in [13], in the form of models of webs on the hexagonal lattice \mathbb{H} having a $U_q(\mathfrak{sl}_n)$ quantum group symmetry. We focus here on the $n = 3$ case of cubic webs, based on the Kuperberg A_2 spider, and illustrate its properties by comparisons with the well-known dilute loop model (the $n = 2$ case) throughout. A local vertex-model reformulation is exhibited, analogous to the correspondence between the loop model and a three-state vertex model. The $n = 3$ representation uses seven states per link of \mathbb{H} , displays explicitly the geometrical content of the webs and their $U_q(\mathfrak{sl}_3)$ symmetry, and permits us to study the model on a cylinder via a local transfer matrix. A numerical study of the central charge reveals that for each $q \in \mathbb{C}$ in the critical regime, $|q| = 1$, the web model possesses a dense and a dilute critical point, just like its loop model counterpart. In the dense $q = -e^{i\pi/4}$ case, the $n = 3$ webs can be identified with spin interfaces of the critical three-state Potts model defined on the triangular lattice dual to \mathbb{H} . We also provide another mapping to a \mathbb{Z}_3 spin model on \mathbb{H} itself, using a high-temperature expansion. We then discuss the sector structure of the transfer matrix, for generic q , and its relation to defect configurations in both the strip and the cylinder geometries. These defects define the finite-size precursors of electromagnetic operators. This discussion paves the road for a Coulomb gas description of the conformal properties of defect webs, which will form the object of a subsequent paper. Finally, we identify the fractal dimension of critical webs in the $q = -e^{i\pi/3}$ case, which is the $n = 3$ analogue of the polymer limit in the loop model.

1 Introduction

Two-dimensional lattice models of loops have been widely studied for many years and have proved to be a focal point of a diverse array of methods, including quantum integrability [1–4], algebra [5–7], conformal field theory (CFT) [8–10], and probabilistic approaches [11, 12]. An important feature of the loop models that we have in mind—a defining ingredient for some of the methods mentioned, and better hidden but still implicit in others—is the presence of an underlying quantum group symmetry. For the most fundamental loop models—the ones covered by the given set of references—this symmetry is $U_q(\mathfrak{sl}_n)$ with $n = 2$.

In a recent paper [13] we have defined a series of statistical models on the hexagonal lattice \mathbb{H} that extend this symmetry to any $n \geq 2$. For the cases $n > 2$, these models define geometrical configurations of cubic (and bipartite, for $n = 3$) graphs, called webs, on \mathbb{H} . The configurations reduce to the usual loops when $n = 2$, in which case bifurcations are suppressed. The present paper is the second in a series, in which we intend to lay the foundations for the study of such web models. The algebra underlying the description of the loop model is the Temperley-Lieb algebra [14], while the $n = 3$ webs are built on the Kuperberg spider [15], and more precisely on its A_2 variant.

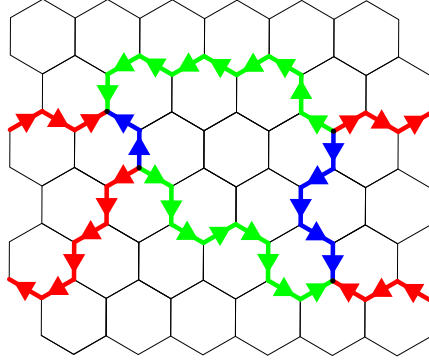
The most interesting feature of loop and web models is that the partition sum carries over configurations of a set of extended, geometrical objects, whose statistical weight contains a *non-local* part. For the loop model ($n = 2$) this non-locality simply amounts to replacing each loop by a real number, while for the web model the weight results from a quite non-trivial reduction of each connected component to a set of loops which are then replaced by their corresponding weights [13, 15].

The transfer matrix is a powerful tool to study statistical models, especially critical models in two dimensions, where fundamental results relate the finite-size scaling of the transfer matrix eigenvalues to the central charge [16, 17] and conformal weights [18] of the corresponding CFT. It is of course not immediately clear whether non-local weights can be accommodated by the transfer matrix formalism. More precisely, one may ask, for the model defined on a cylinder of circumference L (or a strip of width L), whether there exists a finite-dimensional Hilbert space \mathcal{H}_L , defined on a time slice in the usual radial quantisation, and a suitable representation of the transfer matrix within that space, which will allow one to compute the non-local weights “on the fly” in the transfer process.

The answer to that question is positive for the loop model [19]: one uses for \mathcal{H}_L the space of link patterns, which are the pairwise connections between loop strands within the time slice, the connections being defined by the evolution prior to that time. This Hilbert space thus contains non-local information that allows one to compute the non-local weights of loops. But for the $n = 3$ web model it is not at all obvious how to achieve a similar goal.

An alternative for setting up such a non-local transfer matrix is to search for a local reformulation of the model, in which the non-local part of the weight is rewritten locally in terms of other degrees of freedom than the original ones. For the loop model this can be done [20], at the expense of introducing complex Boltzmann weights (which is not a problem for the transfer matrix formalism). The result is a vertex model, where each link of \mathbb{H} can be in three different states [21], for which a standard, local transfer matrix can readily be written down.

We show in Section 2 that a local reformulation can be obtained for the $n = 3$ web model as well, now in the form of a coloured vertex model, in which each link of \mathbb{H} can be in seven different states. This number comes from the three colours and two orientations possible for states of links covered by webs, in addition to a vacuum state carried by an empty link. An example configuration of this seven-state vertex model on \mathbb{H} is given in the following picture, where we show the cylinder geometry (periodic boundary conditions identify the left and right boundaries):



This local rewriting has a twofold advantage. On one hand, it sheds more light on the model's underlying $U_{-q}(\mathfrak{sl}_3)$ symmetry, as we shall explain in details in Section 2. On the other hand, it enables us to carry out a numerical investigation of the web model's phase diagram. This is done in Section 3, and we conclude that for each q in the critical regime,

$$q = e^{i\gamma}, \text{ with } \gamma \in [0, \pi], \quad (1)$$

the web model possesses a dense and a dilute critical point, just like its loop model counterpart [1].

One of our principal goals is to identify the CFT of the web model and compute its critical exponents by the Coulomb gas method. Although this will be deferred to a subsequent paper [22], we shall find it convenient to prepare the ground here, by tackling some of the issues that are most conveniently discussed in the lattice model setting. In particular, in Section 4 we discuss the conservation laws and hence the sector decomposition of the transfer matrix, both in the cylinder and strip geometries. Each sector is related to a certain defect configuration, which can be imposed by the boundary conditions and an appropriate modification of the transfer matrix, and it provides a finite-size precursor of a pair of electromagnetic operators within the field theory.

The main combinatorial objects in Section 4 are open Kuperberg webs, embedded in a rectangle or a cylinder, and their three-colourings. We describe the transfer-matrix sectors in terms of the (coloured) open webs subject to conditions which are analogous to the Temperley-Lieb standard modules in the loop models case, i.e. no contractions of through lines. However, it is worth noticing that, contrary to the loop models case, the classification of irreducible open webs in the cylinder geometry is rather non-trivial, the most technical problem we solve at the end of Section 4.

We also consider applications in a few models. It follows from Section 3 and [13] that for $q = e^{i\pi/4}$ the critical point in the dilute phase of the $n = 3$ webs can be identified with spin interfaces of the critical three-state Potts model defined on the triangular lattice \mathbb{T} , dual to \mathbb{H} . This equivalence is analogous to the well-known identification of domain walls of the critical Ising model within the $n = 2$ loop model. In Section 5 we provide another mapping between the $n = 3$ webs and a \mathbb{Z}_3 spin model defined on \mathbb{H} itself, by means of a high-temperature expansion. We discuss in particular defects within this formulation.

Another interesting special case of the $n = 3$ web model occurs for $q = e^{i\pi/3}$, where the model is trivial because every non trivial web is weighted by 0. However a renormalization of the partition function defines an interesting web model where only one-connected-component webs contribute. This case is analogous to the polymer limit of the $n = 2$ loop model. We discuss this special case and conjecture a relation between the fractal dimension of critical webs and electromagnetic conformal weights in Section 6.

Finally we give our conclusions and some perspectives for further developments in Section 7. Appendix A contains our conventions and notations for quantum groups and the pivotal structure, while other technical details are relegated to Appendix B.

2 Vertex-model representation of Kuperberg A_2 web models

2.1 Geometrical definition

We first recall the definition of the Kuperberg web model, as given in our first paper [13]. The model is defined on an hexagonal lattice \mathbb{H} made of $2M$ rows and $2L$ columns embedded in a vertical strip or a vertical

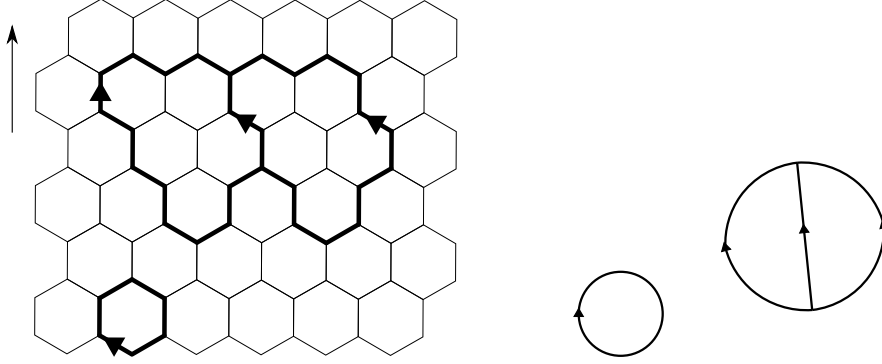


Figure 1: Left panel: A configuration on \mathbb{H} with $2M = 6$ rows and $2L = 12$ columns. The arrow is parallel to the axis of the cylinder. The left and right sides of the drawing are identified by periodic boundary conditions. Right panel: The same configuration drawn as a web.

cylinder. What is meant by row and column can be read from the example in Figure 1. To fix vocabulary, \mathbb{H} is comprised of *nodes* and *links*. It is oriented such that one third of its links are parallel to the vertical axis of the strip, or cylinder. Configurations are *closed* Kuperberg webs embedded in the lattice (see Figure 1). We refer to such webs by the label \mathbb{K} . Kuperberg webs are planar oriented trivalent bipartite graphs. They are comprised of *vertices* and *edges*. The two types of vertices are either *sources* or *sinks* with respects to the arrows located on edges. A *bond* is a link of the hexagonal lattice covered by an edge of a web. Each bond inherits the orientation of its corresponding edge. Thus, when a path of several links is covered by one edge, the corresponding bonds must be consistently oriented.

The weight of a configuration c is the product of a local part and a non-local part. A fugacity x_1 (respectively x_2) is given to a bond covered by an edge flowing upward (respectively downward). Remark that upward and downward are well defined as no link of \mathbb{H} is drawn horizontally. In addition, a fugacity y is given to each sources, and a fugacity z is given to each sink. The fugacities x_1 , x_2 , y , and z define the local part of the weight of c . The non-local part is given by a number $w_{\mathbb{K}}(c)$ assigned to each closed web; it is computed by reducing c to the empty web by means of the relations

$$\text{Loop} = [3]_q \quad (2a)$$

$$\text{Loop with vertical line} = [2]_q \text{ vertical line} \quad (2b)$$

$$\text{Crossing} = \text{Vertical line} + \text{Curl} \quad (2c)$$

The non-local weight is well-defined, in the sense that any planar closed Kuperberg web c can indeed be reduced to the empty web by means of the rules (2), and moreover $w_{\mathbb{K}}(c)$ does not depend on the order in which the three rules are applied [15]. Note that the embedding of graphs in either the strip or the cylinder ensures planarity.

The partition function then reads

$$Z_{\mathbb{K}} = \sum_{c \in \mathbb{K}} x_1^{N_1} x_2^{N_2} (yz)^{N_V} w_{\mathbb{K}}(c), \quad (3)$$

where N_1 (respectively N_2) is the number of upward (respectively downward) bonds, N_V is the number of sink/source pairs of vertices, and \mathcal{K} denotes the set of embedded Kuperberg webs. The model is discretely rotationally invariant when $x_1 = x_2$. The vertex fugacities y, z and the Kuperberg weight $w_K(c)$ do not depend on how a given web is embedded in \mathbb{H} but only on the abstract graph. Thus, we dub the product of these two parts, $(yz)^{N_V} w_K(c)$, the *topological weight* of the configuration c .

Note that the partition function is invariant under the transformation

$$yz \mapsto -yz, \tag{4a}$$

$$q \mapsto -q \tag{4b}$$

and under the transformation

$$q \mapsto q^{-1}. \tag{5}$$

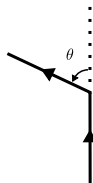
In this paper, we will focus on the following subspace of the parameter space:

$$\begin{aligned} x_1, x_2, yz &\geq 0, \\ q &= e^{i\gamma}, \text{ with } \gamma \in [0, \pi]. \end{aligned} \tag{6}$$

2.2 Combinatorial vertex-model formulation

We shall now describe a combinatorial vertex-model formulation of the above Kuperberg web model. It is similar in spirit to the localisation of the loop weight in the $O(N)$ loop model in terms of a corresponding oriented loop model [10, 20]. We first give a quick reminder of the latter construction.

The configurations of the $O(N)$ loop model are collections of self-avoiding and mutually avoiding loops embedded in \mathbb{H} . The weight of a configuration is the product of local fugacity x assigned to each bond (i.e., a link covered by a loop) and a non-local factor N for each loop. In order to localise the latter, one needs a way to relate N to local degrees of freedom. A convenient trick is to first assign orientations to each loop. One then gives a weight q (respectively q^{-1}) to a loop oriented clockwise¹ (respectively anticlockwise) such that, with $N = q + q^{-1} = [2]_q$, the original loop weight is retrieved. Next, one can localise the weight of an oriented loop by requiring that a piece of it carry a weight $q^{-\frac{\theta}{2\pi}}$ when it bends an angle θ . The angle θ of an oriented edge bending will always be counted positive in the anti-clockwise direction:



We will use the same definition regarding the bending of (coloured) oriented edges in the Kuperberg web model. On the hexagonal lattice \mathbb{H} embedded in the strip, the weight of an oriented loop can be accounted for by the followings local weights (where the bond fugacity is taken care of as well):

$$\begin{aligned} \begin{array}{c} \uparrow \\ \swarrow \quad \searrow \\ \text{---} \end{array} &= xq^{-\frac{1}{6}}, & \begin{array}{c} \downarrow \\ \swarrow \quad \searrow \\ \text{---} \end{array} &= xq^{\frac{1}{6}}, & \begin{array}{c} \vdots \\ \swarrow \quad \searrow \\ \text{---} \end{array} &= 1, \end{aligned} \tag{7}$$

where the dashed line represent a link unoccupied by a loop. Here we only drew some of the possible node configurations, omitting those related to the above ones by a rotation. All node configurations related by a rotation are given the same weight. Hence the model possess the discrete rotation symmetry of \mathbb{H} .

¹Our convention on loop orientations is opposite to what one may find in part of the literature. It follows from our convention for the coproduct of the quantum group (see Appendix A).

When \mathbb{H} is embedded in the cylinder, the above vertex weights give an uncorrect weight 2 to non-contractible loops. This situation can be remedied by introducing an oriented seam line running along the cylinder and avoiding nodes, such that additional weights are given to links crossing the seam line as follows:

$$= q, \quad = q^{-1}, \quad = 1. \quad (8)$$

Indeed, these weights just compensate the lack of bending for configurations that wrap around the periodic direction.

Remark 1 *From this point in the discussion we shall refer to oriented loops as having instead one of two possible colours. We introduce this non-standard usage in order to parallel the terminology of Kuperberg webs to be discussed below. Indeed, the cases $n = 2$ (loop model) and $n = 3$ (Kuperberg webs) both use n distinct colours. In addition, the Kuperberg webs are endowed with orientations (arrows), but these are not analogous to what we have hitherto called the ‘orientation’ of a loop. In fact, it will be made clear below that the orientation (in the sense of Kuperberg webs) is a redundant information for the loop model, motivating our change of terminology. The weight of a coloured configuration d given by the above local weights will henceforth be denoted as $w_{\text{col}}(d)$.*

Let us now get back to the Kuperberg web model. We again begin by decorating the webs, as a first step in making the weights local. We call a *three-colouring* of a Kuperberg web c , a map from the set of edges of c into the set {red, blue, green}, subject to the constraint that each vertex be incident on three edges with different colours. As usual, a bond inherits the colour of the edge it belongs to. By the above Remark 1, these colours are the analogue of what we called ‘orientations’ in the above discussion of the loop model (but which we shall now refer to as colours as well). A precise algebraic interpretation of the concepts of colours (for loops and webs) and orientations (for webs only) will be given in Section 2.4.

Each coloured web d is assigned a weight $w_{\text{col}}(d)$, to be defined shortly, such that the sum of these weights over all possible three-colourings d of a given Kuperberg web c will give back the non-local weight $w_{\text{K}}(c)$. Note that we use the same notation for the weight of coloured configurations in both the loop and Kuperberg case, since the model being considered should always be clear from the context. We will describe the weight given to a coloured web directly in terms of its local pieces.

Consider first the strip geometry. We now restrict to $x_1 = x_2 = x$ and will come back to the general case later. The local weights of the model are given by factors when a node is incident on three bonds

$$= zx^{\frac{3}{2}}q^{-\frac{1}{6}}, \quad = zx^{\frac{3}{2}}q^{\frac{1}{6}},$$

$$= yx^{\frac{3}{2}}q^{\frac{1}{6}}, \quad = yx^{\frac{3}{2}}q^{-\frac{1}{6}}, \quad (9a)$$

or on only two bonds (which are then parts of the same embedded edge, hence having consistent orientations

and colourings)

$$\begin{array}{ccc}
 \begin{array}{c} \text{Red edges} \\ \text{Top-left, Top-right, Top} \end{array} & = xq^{-\frac{1}{3}}, & \begin{array}{c} \text{Blue edges} \\ \text{Top-left, Top-right, Top} \end{array} & = x, & \begin{array}{c} \text{Green edges} \\ \text{Top-left, Top-right, Top} \end{array} & = xq^{\frac{1}{3}}, \\
 \begin{array}{c} \text{Red edges} \\ \text{Bottom-left, Bottom-right, Bottom} \end{array} & = xq^{\frac{1}{3}}, & \begin{array}{c} \text{Blue edges} \\ \text{Bottom-left, Bottom-right, Bottom} \end{array} & = x, & \begin{array}{c} \text{Green edges} \\ \text{Bottom-left, Bottom-right, Bottom} \end{array} & = xq^{-\frac{1}{3}},
 \end{array} \tag{9b}$$

or finally when the node is empty

$$\begin{array}{c} \text{Empty node} \\ \text{Three dashed lines meeting at center} \end{array} = 1. \tag{9c}$$

In other words, in addition to the bond and vertex fugacities of the original Kuperberg web model, red edges get a weight $q^{-\frac{\theta}{\pi}}$ when they bend an angle θ , green edges get the weight $q^{\frac{\theta}{\pi}}$ when they bend an angle θ , whereas blue edges do not get any weight. There is also a special weight $q^{\pm\frac{1}{6}}$ when three colours meet at a vertex. The sign in the exponent changes when the cyclic order of the colours meeting at a vertex is reversed or when the orientations of the three edges meeting at the vertex are flipped simultaneously. Again, we draw only a subset of the node configurations, omitting those related to the above by a rotation. All node configurations related by a rotation are weighted the same way. Observe that in (9), the three lines adjacent to a given node are understood as half-links of \mathbb{H} , hence a half-bond is weighted by $x^{\frac{1}{2}}$.

It is not difficult to deduce from this the local weights in the general case where x_1 and x_2 are arbitrary. In this case, two node configurations related by a rotation are weighted differently, in general. We will not draw the complete set of node configurations but it should be clear from the following examples how any of them is weighted:

$$\begin{array}{ccc}
 \begin{array}{c} \text{Red (top), Green (left), Blue (right)} \end{array} & = zx_1x_2^{\frac{1}{2}}q^{-\frac{1}{6}}, & \begin{array}{c} \text{Green (top-left), Blue (top-right), Red (top)} \end{array} & = zx_1^{\frac{1}{2}}x_2q^{\frac{1}{6}}, \\
 \begin{array}{c} \text{Red (top-left), Red (top-right), Red (top)} \end{array} & = x_1q^{-\frac{1}{3}}, & \begin{array}{c} \text{Red (bottom-left), Red (bottom-right), Red (bottom)} \end{array} & = x_1^{\frac{1}{2}}x_2^{\frac{1}{2}}q^{\frac{1}{3}}.
 \end{array} \tag{10}$$

We now show that the above local weights recover the weight of a web configuration c . The local weights define the weight $w_{\text{col}}(c_i)$ for a given three-colouring c_i of c . We want to show that the sum of these weights over all three-colourings recovers the Kuperberg web model weight,

$$\sum_i w_{\text{col}}(c_i) = x_1^{N_1}x_2^{N_2}(yz)^{N_V}w_{\text{K}}(c), \tag{11}$$

where N_1 , N_2 and N_V were defined after (3).

The weight of a coloured web $w_{\text{col}}(c_i)$ is given by a product of bond and vertex fugacities as well as some power of q , conveniently denoted $q^{n(c_i)}$. It is clear that the product of bond and vertex fugacities is the same for any three-colouring of c and is equal to $x_1^{N_1}x_2^{N_2}(yz)^{N_V}$, the same factor appearing on the right-hand side of (11). Hence it remains to show that

$$\sum_i q^{n(c_i)} = w_{\text{K}}(c), \tag{12}$$

where the sum is over all three-colourings of c and $q^{n(c_i)}$ is the product of local weights given by the local factors

$$\begin{array}{cc}
 \begin{array}{c} \downarrow \\ \swarrow \quad \searrow \\ \nearrow \quad \nwarrow \end{array} = q^{-\frac{1}{6}}, & \begin{array}{c} \downarrow \\ \swarrow \quad \searrow \\ \nwarrow \quad \swarrow \end{array} = q^{\frac{1}{6}}, \\
 \begin{array}{c} \uparrow \\ \swarrow \quad \searrow \\ \nearrow \quad \nwarrow \end{array} = q^{\frac{1}{6}}, & \begin{array}{c} \uparrow \\ \swarrow \quad \searrow \\ \nwarrow \quad \swarrow \end{array} = q^{-\frac{1}{6}},
 \end{array} \tag{13a}$$

together with

$$\begin{array}{ccc}
 \begin{array}{c} \uparrow \\ \swarrow \quad \searrow \\ \swarrow \quad \searrow \end{array} = q^{-\frac{1}{3}}, & \begin{array}{c} \uparrow \\ \swarrow \quad \searrow \\ \nwarrow \quad \swarrow \end{array} = 1, & \begin{array}{c} \uparrow \\ \swarrow \quad \searrow \\ \nearrow \quad \nwarrow \end{array} = q^{\frac{1}{3}}, \\
 \begin{array}{c} \uparrow \\ \swarrow \quad \searrow \\ \nwarrow \quad \swarrow \end{array} = q^{\frac{1}{3}}, & \begin{array}{c} \uparrow \\ \swarrow \quad \searrow \\ \swarrow \quad \searrow \end{array} = 1, & \begin{array}{c} \uparrow \\ \swarrow \quad \searrow \\ \nwarrow \quad \swarrow \end{array} = q^{-\frac{1}{3}},
 \end{array} \tag{13b}$$

and

$$\begin{array}{c} \text{---} \\ \swarrow \quad \searrow \\ \nwarrow \quad \swarrow \end{array} = 1, \tag{13c}$$

where again any local node configuration related by a rotation to one of the above is weighted accordingly.

It will turn out convenient to generalise the reasoning by considering the coloured web as an abstract web, i.e., as a coloured web embedded in the plane. In other words, we forget about the underlying lattice \mathbb{H} and allow edges to bend in any possible way, rather than through the discrete angles dictated by \mathbb{H} . A coloured abstract web is given a weight which is again a product of powers of q . Red edges get a weight $q^{\frac{-\theta}{\pi}}$ when they bend an angle θ , green edges get a weight $q^{\frac{\theta}{\pi}}$ when they bend an angle θ , whereas blue edges do not get any weight. Moreover vertices account for a weight depending on the angle α between the red and green edges, measured from the red edge to the green one as shown here:

$$\begin{array}{cc}
 \begin{array}{c} \downarrow \\ \swarrow \quad \searrow \\ \nearrow \quad \nwarrow \end{array} = q^{-\frac{\alpha}{\pi} + \frac{1}{2}}, & \begin{array}{c} \downarrow \\ \swarrow \quad \searrow \\ \nwarrow \quad \swarrow \end{array} = q^{-\frac{\alpha}{\pi} - \frac{1}{2}}, \\
 \begin{array}{c} \uparrow \\ \swarrow \quad \searrow \\ \nearrow \quad \nwarrow \end{array} = q^{\frac{\alpha}{\pi} - \frac{1}{2}}, & \begin{array}{c} \uparrow \\ \swarrow \quad \searrow \\ \nwarrow \quad \swarrow \end{array} = q^{\frac{\alpha}{\pi} + \frac{1}{2}}.
 \end{array} \tag{14}$$

For a coloured web embedded in \mathbb{H} , this agrees with (13). The total weight of a coloured web defined by the above local weights is invariant under isotopy. Indeed, straightening a coloured edge does not change the total weight of the coloured web. Moreover, bending an edge incident on a vertex, the local weight associated to the bending compensates the change in the local weight of the given vertex. We shall use this freedom in the following.

In order to show (12), it is sufficient to show that the local relations (2) are satisfied by the local weights. That is, for any relation, if we fix the colours of the external edges and sum over the possible colourings of the internal ones, the two sides must be weighted the same. The loop rule (2a) is obviously satisfied as a clockwise (respectively anticlockwise) oriented red loop gives a factor q^2 (respectively q^{-2}), a blue one gives a factor 1 regardless of its orientation, and a clockwise (respectively anticlockwise) oriented green loop gives a factor q^{-2} (respectively q^2). The sum over colours indeed produces the required loop weight, $[3]_q = q^2 + 1 + q^{-2}$, for any of the two possible orientations.

Regarding the second rule (2b), we have, for the case where the external edges are red (the other cases being similar):

$$\begin{array}{c}
 \begin{array}{c} \uparrow \\ \text{green loop} \\ \downarrow \end{array} + \begin{array}{c} \uparrow \\ \text{blue loop} \\ \downarrow \end{array} + \begin{array}{c} \uparrow \\ \text{blue loop} \\ \downarrow \end{array} + \begin{array}{c} \uparrow \\ \text{green loop} \\ \downarrow \end{array} = q^{\frac{1}{6} \times 2 + \frac{2}{3}} \begin{array}{c} \uparrow \\ \text{red line} \\ \downarrow \end{array} + q^{-\frac{1}{6} \times 2 - \frac{2}{3}} \begin{array}{c} \uparrow \\ \text{red line} \\ \downarrow \end{array} = [2]_q \begin{array}{c} \uparrow \\ \text{red line} \\ \downarrow \end{array}
 \end{array} \quad (15)$$

Regarding the last rule (2c), there are two cases for the colourings of the four external edges to be considered. In the first case, all external edges have the same colour, and we find (for the case of green external edges):

$$\begin{array}{c}
 \begin{array}{c} \text{green edges} \\ \text{blue loop} \\ \text{green edges} \end{array} + \begin{array}{c} \text{green edges} \\ \text{red loop} \\ \text{green edges} \end{array} = \begin{array}{c} \text{green edges} \\ \text{two crossing lines} \\ \text{green edges} \end{array} + \begin{array}{c} \text{green edges} \\ \text{two curved lines} \\ \text{green edges} \end{array}
 \end{array} \quad (16)$$

where indeed summing out the local weights over the possible colourings on the left-hand side gives $q^{-\frac{1}{6} \times 4} + q^{\frac{1}{6} \times 4 + \frac{1}{3} \times 2} = q^{-\frac{2}{3}} + q^{\frac{4}{3}}$, while summing out the local weights over the possible contractions on the right-hand side gives the same result. In the second case, the external edges have two different colours, one on each side of the square. In that case, the left- and right-hand sides of (2c) are again weighted the same:

$$\begin{array}{c}
 \begin{array}{c} \text{red edges} \\ \text{blue loop} \\ \text{green edges} \end{array} = \begin{array}{c} \text{red edges} \\ \text{two crossing lines} \\ \text{green edges} \end{array}
 \end{array} \quad (17)$$

The computations for other colourings of external edges are similar. Thus we have shown (12).

When \mathbb{H} is embedded in the cylinder, we must again introduce an oriented seam line with local weights

given by the weight carried by oriented coloured curves when they do a full turn:

$$(18)$$

It is obvious that these weights just compensate the lack of bending for configurations that wrap around the periodic direction, so the remainder of the proof of (11) can be taken over from the strip case discussed above.

2.3 Local weights for any trivalent lattice

As a side-effect of the above proof, we remark that the vertex weights (9) can be generalised to account for the local formulation of the Kuperberg web model defined on any trivalent lattice embedded in the plane.

This is more easily seen when we restrict to only one bond fugacity x . When an edge undergoes bending (by passing through a node incident on two bonds), it is given the appropriate weight depending on the colour and the bending angle (as defined above (14)) times the bond fugacity x . When three colours meet at a vertex, the weight depends on the angle α between the red and green edges, measured from the red edge to the green one:

$$= zx^{\frac{3}{2}}q^{-\frac{\alpha}{\pi} + \frac{1}{2}}, \quad = zx^{\frac{3}{2}}q^{-\frac{\alpha}{\pi} - \frac{1}{2}},$$

$$= yx^{\frac{3}{2}}q^{\frac{\alpha}{\pi} - \frac{1}{2}}, \quad = yx^{\frac{3}{2}}q^{\frac{\alpha}{\pi} + \frac{1}{2}}.$$

That the Kuperberg web weight is retrieved follows from the fact, that, in the last subsection, we have in fact shown (12) for any coloured web embedded in the plane.

It is also possible to generalise further to account for two types of bond fugacities, x_1 and x_2 , once one chooses an appropriate time foliation of the plane.

The study of two-dimensional statistical models defined on arbitrary trivalent lattices—or by duality, on arbitrary triangulations of the plane—is relevant for the discretisation of models of two-dimensional quantum gravity. In such models the partition function is a double sum over the triangulations, with a certain weighting (the so-called cosmological term) coupling to the area of the corresponding surface, and over the statistical model defined on a given triangulation. There are many interesting connections from this approach to random matrix integrals, combinatorics and graph theory. We refer the reader to the review [23] for further details. It should be noticed in particular that the $O(N)$ loop model has been solved in this context, using random matrix techniques [24], and we leave for future research to determine whether the Kuperberg web model coupled to quantum gravity can be treated by similar means.

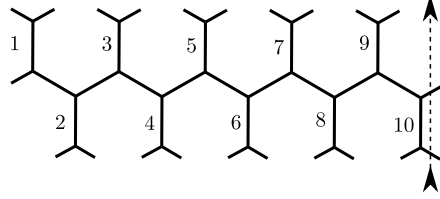


Figure 2: The row to row transfer matrix in the case of periodic boundary conditions with $2L = 10$.

2.4 Algebraic transfer matrix formulation

Our next goal is to define the transfer matrix corresponding to the vertex models of Section 2.2. To this end, we associate to each link of \mathbb{H} a local space of states whose basis is given by the link degrees of freedom. In the loop model case, this leads to a three-dimensional local states space $\mathcal{H}_{\text{loop}} = \text{span}(|\uparrow\rangle, |\downarrow\rangle, | \rangle)$. In the Kuperberg web model, the local state space has dimension seven and is written in terms of colours and orientations:

$$\mathcal{H}_K = \text{span}(|\uparrow\rangle, |\uparrow\rangle, |\uparrow\rangle, |\downarrow\rangle, |\downarrow\rangle, |\downarrow\rangle, | \rangle). \quad (19)$$

The vertex weights are then understood as matrix elements between states, but to define them we need tensor products of several local state spaces. The operators built this way are the local transfer matrices. The weights associated to the seam line are interpreted as matrix elements of twist operators, as they introduce twisted boundary conditions.

We shall call node of type 1 (respectively type 2) a node situated at the bottom (respectively top) of a vertical link. For example, (7) and (9) show nodes of type 1 for the loop and Kuperberg web models, respectively. As usual, we first discuss the loop model.

We first recall how to build the full transfer matrix from the local transfer matrices and the twist operators. Denote by $t_{(k)}^{\text{loop}}$ the local transfer matrices propagating through a node of type $k \in \{1, 2\}$. They are linear maps:

$$t_{(1)}^{\text{loop}} : \mathcal{H}_{\text{loop}} \otimes \mathcal{H}_{\text{loop}} \rightarrow \mathcal{H}_{\text{loop}}, \quad (20a)$$

$$t_{(2)}^{\text{loop}} : \mathcal{H}_{\text{loop}} \rightarrow \mathcal{H}_{\text{loop}} \otimes \mathcal{H}_{\text{loop}}, \quad (20b)$$

and we use their pictorial notation \frown and \smile , respectively, in Figure 2. Their matrix elements are given by (7) in the case $k = 1$ plus rotations, and similarly for $k = 2$. Hence their composition $t^{\text{loop}} = t_{(2)}^{\text{loop}} t_{(1)}^{\text{loop}}$ is a linear map from $\mathcal{H}_{\text{loop}} \otimes \mathcal{H}_{\text{loop}}$ to itself (i.e., an endomorphism of $\mathcal{H}_{\text{loop}} \otimes \mathcal{H}_{\text{loop}}$).² We index the copies t_i^{loop} of these operators by their position i in a row as in Figure 2.

Denote by S_{loop} the twist operator associated with crossing the seam line running from right to left, and its inverse S_{loop}^{-1} associated with the seam line running from left to right. Then the row-to-row³ transfer matrix T_{loop} in the cylinder geometry reads

$$T_{\text{loop}} = \left(\prod_{k=0}^{L-1} t_{2k+1}^{\text{loop}} \right) \left(\prod_{k=1}^{L-1} t_{2k}^{\text{loop}} \right) S_{\text{loop}} t_{2L}^{\text{loop}} S_{\text{loop}}^{-1}, \quad (21)$$

where S_{loop} acts non-trivially on site 1 only. In case of open boundary conditions we have instead⁴

$$T_{\text{loop}} = \left(\prod_{k=0}^{L-1} t_{2k+1}^{\text{loop}} \right) \left(\prod_{k=1}^{L-1} t_{2k}^{\text{loop}} \right). \quad (22)$$

²Remark that t^{loop} corresponds to summing over the state of a vertical link, so that a pair of vertices on \mathbb{H} is effectively transformed into a single vertex on a (tilted) square lattice.

³Note that with our definition, the row-to-row transfer matrix propagates states through *two* rows of the lattice.

⁴Remark that no non-trivial boundary operator is used in this setup. Generalisations to non-trivial boundary interactions are however possible [25, 26].

It is an endomorphism of $\mathcal{H}_{\text{loop}}^{\otimes 2L}$. The partition function is then recovered as the vacuum expectation value of powers of the row-to-row transfer matrix:

$$Z_{\text{loop}} = \langle T_{\text{loop}}^M \rangle. \quad (23)$$

By the vacuum expectation value, we mean the matrix element from $|\rangle^{\otimes 2L}$ to itself. To be precise, the right-hand-side of (23) expresses the partition function Z_{loop} on a hexagonal lattice with $2M - 2$ rows, because while T_{loop}^M builds loop configurations on a lattice with $2M$ rows, the degrees of freedom on the first and last row are constrained to be empty due to our choice of vacuum state.

Next we discuss the symmetries of the local transfer matrices. Let V be the fundamental representation of $U_{-q}(\mathfrak{sl}_2)$.⁵ Let (v_1, v_2) be the basis of V such that the generators of $U_{-q}(\mathfrak{sl}_2)$ are represented by the matrices

$$(-q)^H = \begin{pmatrix} -q & 0 \\ 0 & -q^{-1} \end{pmatrix}, \quad E = \begin{pmatrix} 0 & 1 \\ 0 & 0 \end{pmatrix}, \quad F = \begin{pmatrix} 0 & 0 \\ 1 & 0 \end{pmatrix}. \quad (24)$$

Each local state space $\mathcal{H}_{\text{loop}}$ carries an action of $U_{-q}(\mathfrak{sl}_2)$, as $\mathcal{H}_{\text{loop}} \cong V \oplus \mathbb{C}$, where \mathbb{C} denote the trivial representation (corresponding to the empty state). We define the action on $\mathcal{H}_{\text{loop}}$ by relating the basis $\{|\uparrow\rangle, |\downarrow\rangle, | \rangle\}$ with the basis $\{v_1, v_2, 1\}$ on each link. We shall here need to distinguish between the three possible spatial orientations of links, that we call *inclinations* for convenience. On links of inclination \setminus we have

$$(|\uparrow\rangle, |\downarrow\rangle, | \rangle) = \text{diag}(q^{\frac{1}{6}}, q^{-\frac{1}{6}}, 1)(v_1, v_2, 1), \quad (25a)$$

whereas on links of inclination $/$

$$(|\uparrow\rangle, |\downarrow\rangle, | \rangle) = \text{diag}(q^{-\frac{1}{6}}, q^{\frac{1}{6}}, 1)(v_1, v_2, 1), \quad (25b)$$

and finally on vertical links we have

$$(|\uparrow\rangle, |\downarrow\rangle, | \rangle) = (v_1, v_2, 1). \quad (25c)$$

It can be showed that the local transfer matrices t and t' are intertwiners with respect to the above action of $U_{-q}(\mathfrak{sl}_2)$. Remark also that the seam line operators (also called twist operators) are given by the action of an element belonging to the Cartan subalgebra

$$S_{\text{loop}} = q^{2H_{\rho}} = q^H, \quad (26)$$

where ρ is the Weyl vector of \mathfrak{sl}_2 . As local transfer matrices are intertwiners, this means that the seam line can be deformed passing through nodes of \mathbb{H} .

There is a convenient way to write the local transfer matrices in terms of diagrams where each diagram represents a particular intertwiner⁶:

$$t_{(1)}^{\text{loop}} = x \begin{array}{c} | \\ / \quad \backslash \\ \backslash \quad / \\ | \end{array} + x \begin{array}{c} | \\ \backslash \quad / \\ / \quad \backslash \\ | \end{array} + x \begin{array}{c} | \\ \backslash \quad / \\ \backslash \quad / \\ | \end{array} + \begin{array}{c} | \\ \backslash \quad / \\ / \quad \backslash \\ | \end{array} \quad (27a)$$

$$t_{(2)}^{\text{loop}} = x \begin{array}{c} / \quad \backslash \\ | \end{array} + x \begin{array}{c} / \quad \backslash \\ | \end{array} + x \begin{array}{c} / \quad \backslash \\ | \end{array} + \begin{array}{c} / \quad \backslash \\ | \end{array} \quad (27b)$$

Here, full lines represent the propagation of states living in V whereas dashed lines represent the vacuum state living in \mathbb{C} . Diagrams are to be read from bottom to top. For instance, the first diagram in (27a)

⁵The “ $-q$ ” in $U_{-q}(\mathfrak{sl}_2)$ may seem unusual but it is actually convenient in order not to introduce additional minus signs in expressions like (7).

⁶This comes from the fact that these diagrams are morphisms in the Temperley-Lieb category which is equivalent as a pivotal category to a subcategory of the category of representations of $U_{-q}(\mathfrak{sl}_2)$.

represent the isomorphism $V \otimes \mathbb{C} \cong V$ as $U_{-q}(\mathfrak{sl}_2)$ representations. The non-zero matrix elements of this isomorphism in the basis $\{v_1, v_2, 1\}$ are

$$v_1 \otimes 1 \mapsto v_1, \quad v_2 \otimes 1 \mapsto v_2, \quad (28)$$

which in the basis $\{|\uparrow\rangle, |\downarrow\rangle, | \rangle\}$ give

$$|\uparrow\rangle \otimes | \rangle \mapsto q^{-\frac{1}{6}} |\uparrow\rangle, \quad |\downarrow\rangle \otimes | \rangle \mapsto q^{\frac{1}{6}} |\downarrow\rangle. \quad (29)$$

As another example, the third diagram in (27a) represents the projection onto the trivial representation appearing in the decomposition of the tensor product $V \otimes V$, whose non zero matrix elements in the basis $\{v_1, v_2, 1\}$ are

$$v_1 \otimes v_2 \mapsto q^{\frac{1}{2}}, \quad v_2 \otimes v_1 \mapsto q^{-\frac{1}{2}}. \quad (30)$$

In the basis $\{|\uparrow\rangle, |\downarrow\rangle, | \rangle\}$ we thus have

$$|\uparrow\rangle \otimes |\downarrow\rangle \mapsto q^{\frac{1}{6}} | \rangle, \quad |\downarrow\rangle \otimes |\uparrow\rangle \mapsto q^{-\frac{1}{6}} | \rangle. \quad (31)$$

We see from (29) and (31) that we indeed recover the corresponding matrix elements of $t_{(1)}^{\text{loop}}$ in the basis $\{|\uparrow\rangle, |\downarrow\rangle, | \rangle\}$ given by the vertex weights (7).

The diagrams appearing in (27) can be concatenated when their boundary edges agree. Such a concatenation represents a composition of the operators associated to the diagrams. For example, in the diagrammatic language, $t^{\text{loop}} = t_{(2)}^{\text{loop}} t_{(1)}^{\text{loop}}$ reads

$$t^{\text{loop}} = x^2 \left(\text{diagram 1} + \text{diagram 2} + \text{diagram 3} + \text{diagram 4} \right) + x^2 \left(\text{diagram 5} + \text{diagram 6} + \text{diagram 7} + \text{diagram 8} \right) \quad (32)$$

We recognise here elements of the dilute Temperley-Lieb algebra.

Note that, in the case of the strip geometry, the row-to-row transfer matrix is an intertwiner, whereas in the cylinder case this is generally not the case. However in this latter situation the row-to-row transfer matrix is still symmetric with respect to the action of the Cartan subalgebra.

The same story goes for the Kuperberg web model. The local transfer matrices are symmetric with respect to an action of $U_{-q}(\mathfrak{sl}_3)$. Let V_1 be the first fundamental representation of $U_{-q}(\mathfrak{sl}_3)$ and $\{v_1, v_2, v_3\}$ be its basis such that the action of the generators reads

$$\begin{aligned} (-q)^{H_1} &= \begin{pmatrix} -q & 0 & 0 \\ 0 & -q^{-1} & 0 \\ 0 & 0 & 1 \end{pmatrix}, & E_1 &= \begin{pmatrix} 0 & 1 & 0 \\ 0 & 0 & 0 \\ 0 & 0 & 0 \end{pmatrix}, & F_1 &= \begin{pmatrix} 0 & 0 & 0 \\ 1 & 0 & 0 \\ 0 & 0 & 0 \end{pmatrix}, \\ (-q)^{H_2} &= \begin{pmatrix} 1 & 0 & 0 \\ 0 & -q & 0 \\ 0 & 0 & -q^{-1} \end{pmatrix}, & E_2 &= \begin{pmatrix} 0 & 0 & 0 \\ 0 & 0 & 1 \\ 0 & 0 & 0 \end{pmatrix}, & F_2 &= \begin{pmatrix} 0 & 0 & 0 \\ 0 & 0 & 0 \\ 0 & 1 & 0 \end{pmatrix}. \end{aligned} \quad (33)$$

Let $\{w_1, w_2, w_3\}$ be the basis of V_1^* dual to $\{v_1, v_2, v_3\}$, i.e. $w_i(v_j) = \delta_{ij}$. The action of the generators in

this basis reads :

$$\begin{aligned}
(-q)^{H_1} &= \begin{pmatrix} -q^{-1} & 0 & 0 \\ 0 & -q & 0 \\ 0 & 0 & 1 \end{pmatrix}, & E_1 &= \begin{pmatrix} 0 & 0 & 0 \\ q & 0 & 0 \\ 0 & 0 & 0 \end{pmatrix}, & F_1 &= \begin{pmatrix} 0 & q^{-1} & 0 \\ 0 & 0 & 0 \\ 0 & 0 & 0 \end{pmatrix}, \\
(-q)^{H_2} &= \begin{pmatrix} 1 & 0 & 0 \\ 0 & -q^{-1} & 0 \\ 0 & 0 & -q \end{pmatrix}, & E_2 &= \begin{pmatrix} 0 & 0 & 0 \\ 0 & 0 & 0 \\ 0 & q & 0 \end{pmatrix}, & F_2 &= \begin{pmatrix} 0 & 0 & 0 \\ 0 & 0 & q^{-1} \\ 0 & 0 & 0 \end{pmatrix}.
\end{aligned} \tag{34}$$

Each local space of states \mathcal{H}_K carries an action of $U_{-q}(\mathfrak{sl}_3)$ as $\mathcal{H}_K \cong V_1 \oplus V_1^* \oplus \mathbb{C}$ where \mathbb{C} denotes the trivial representation of $U_{-q}(\mathfrak{sl}_3)$. We define this action by relating the basis $\{|\uparrow\rangle, |\uparrow\rangle, |\uparrow\rangle, |\downarrow\rangle, |\downarrow\rangle, |\downarrow\rangle, |\downarrow\rangle, |\downarrow\rangle, |\downarrow\rangle\}$ with the basis $\{v_1, v_2, v_3, w_1, w_2, w_3, 1\}$ on each link. On links of inclination \setminus we have

$$(|\uparrow\rangle, |\uparrow\rangle, |\uparrow\rangle, |\downarrow\rangle, |\downarrow\rangle, |\downarrow\rangle, |\downarrow\rangle, |\downarrow\rangle) = \text{diag}(q^{\frac{1}{3}}, 1, q^{-\frac{1}{3}}, q^{-\frac{4}{3}}, 1, q^{\frac{4}{3}}, 1)(v_1, v_2, v_3, w_1, w_2, w_3, 1), \tag{35}$$

while on links of inclination $/$

$$(|\uparrow\rangle, |\uparrow\rangle, |\uparrow\rangle, |\downarrow\rangle, |\downarrow\rangle, |\downarrow\rangle, |\downarrow\rangle, |\downarrow\rangle) = \text{diag}(q^{-\frac{1}{3}}, 1, q^{\frac{1}{3}}, q^{-\frac{2}{3}}, 1, q^{\frac{2}{3}}, 1)(v_1, v_2, v_3, w_1, w_2, w_3, 1), \tag{36}$$

and finally on vertical links we find

$$(|\uparrow\rangle, |\uparrow\rangle, |\uparrow\rangle, |\downarrow\rangle, |\downarrow\rangle, |\downarrow\rangle, |\downarrow\rangle, |\downarrow\rangle) = \text{diag}(1, 1, 1, q^{-1}, 1, q, 1)(v_1, v_2, v_3, w_1, w_2, w_3, 1). \tag{37}$$

The local transfer matrices can then be expressed in terms of diagrams, where each diagram represent a particular intertwiner:

$$\begin{aligned}
t_{(1)}^K &= z x_1 x_2^{\frac{1}{2}} \begin{array}{c} \downarrow \\ \swarrow \quad \searrow \\ \swarrow \quad \searrow \end{array} + y x_1^{\frac{1}{2}} x_2 \begin{array}{c} \uparrow \\ \swarrow \quad \searrow \\ \swarrow \quad \searrow \end{array} + x_1 \begin{array}{c} \uparrow \\ \swarrow \quad \searrow \\ \text{---} \quad \text{---} \end{array} + x_1 \begin{array}{c} \uparrow \\ \text{---} \quad \text{---} \\ \swarrow \quad \searrow \end{array} + x_2 \begin{array}{c} \downarrow \\ \text{---} \quad \text{---} \\ \swarrow \quad \searrow \end{array} \\
&+ x_2 \begin{array}{c} \downarrow \\ \text{---} \quad \text{---} \\ \swarrow \quad \searrow \end{array} + x_1^{\frac{1}{2}} x_2^{\frac{1}{2}} \begin{array}{c} \text{---} \\ \swarrow \quad \searrow \\ \swarrow \quad \searrow \end{array} + x_1^{\frac{1}{2}} x_2^{\frac{1}{2}} \begin{array}{c} \text{---} \\ \text{---} \\ \swarrow \quad \searrow \end{array} + \begin{array}{c} \text{---} \\ \text{---} \\ \text{---} \end{array} \tag{38a}
\end{aligned}$$

$$\begin{aligned}
t_{(2)}^K &= z x_1^{\frac{1}{2}} x_2 \begin{array}{c} \swarrow \quad \searrow \\ \downarrow \\ \swarrow \quad \searrow \end{array} + y x_1 x_2^{\frac{1}{2}} \begin{array}{c} \swarrow \quad \searrow \\ \downarrow \\ \swarrow \quad \searrow \end{array} + x_1 \begin{array}{c} \swarrow \quad \searrow \\ \text{---} \\ \swarrow \quad \searrow \end{array} + x_1 \begin{array}{c} \swarrow \quad \searrow \\ \text{---} \\ \swarrow \quad \searrow \end{array} + x_2 \begin{array}{c} \swarrow \quad \searrow \\ \text{---} \\ \swarrow \quad \searrow \end{array} \\
&+ x_2 \begin{array}{c} \swarrow \quad \searrow \\ \text{---} \\ \swarrow \quad \searrow \end{array} + x_1^{\frac{1}{2}} x_2^{\frac{1}{2}} \begin{array}{c} \text{---} \\ \swarrow \quad \searrow \\ \text{---} \end{array} + x_1^{\frac{1}{2}} x_2^{\frac{1}{2}} \begin{array}{c} \text{---} \\ \text{---} \\ \text{---} \end{array} + \begin{array}{c} \text{---} \\ \text{---} \\ \text{---} \end{array} \tag{38b}
\end{aligned}$$

An oriented full line represents the propagation of states inside V_1 (respectively V_1^*) if the arrow is pointing up (respectively down) and a dashed line represents the vacuum. In the diagrammatic formulation of the local transfer matrices of the loop model, it was possible to avoid arrows on edges because the fundamental representation of $U_{-q}(\mathfrak{sl}_2)$, V , is self-dual. Here this is not the case anymore, as V_1^* is isomorphic to the second fundamental representation of $U_{-q}(\mathfrak{sl}_3)$.

The diagrams appearing in (38) are *open* Kuperberg webs. Let us discuss briefly how these webs are related to intertwiners [15]. Any web can be obtained as a combination of horizontal juxtaposition and

vertical concatenation of the following elementary blocks

$$\begin{array}{lcl}
 v = & \begin{array}{|c|} \hline \text{Diagram: A square with a vertical line and two arcs meeting at the top, arrows pointing outwards.} \\ \hline \end{array} & w = & \begin{array}{|c|} \hline \text{Diagram: A square with a vertical line and two arcs meeting at the top, arrows pointing inwards.} \\ \hline \end{array} \\
 ev = & \begin{array}{|c|} \hline \text{Diagram: A square with a horizontal line and an arc above it, arrow pointing right.} \\ \hline \end{array} & \text{coev} = & \begin{array}{|c|} \hline \text{Diagram: A square with a horizontal line and an arc below it, arrow pointing left.} \\ \hline \end{array} \\
 \tilde{ev} = & \begin{array}{|c|} \hline \text{Diagram: A square with a horizontal line and an arc above it, arrow pointing right.} \\ \hline \end{array} & \widetilde{\text{coev}} = & \begin{array}{|c|} \hline \text{Diagram: A square with a horizontal line and an arc below it, arrow pointing left.} \\ \hline \end{array}
 \end{array} \tag{39}$$

where the last 4 diagrams represent the duality maps, see more below and in Appendix A. By horizontal juxtaposition, we mean placing two diagrams next to each other horizontally. On the operator side, this means taking the tensor product of the associated linear maps. The vertical concatenation, or composition, means placing two diagrams on top of each other if their boundaries agree. On the operator side, it means taking the composition of the associated linear maps. For instance, consider the following open webs:

$$\begin{array}{lcl}
 A = & \begin{array}{|c|} \hline \text{Diagram: A square with a vertical line, a curved line, and a loop.} \\ \hline \end{array} & B = & \begin{array}{|c|} \hline \text{Diagram: A square with three vertical lines and two arcs at the top and bottom.} \\ \hline \end{array}
 \end{array} \tag{40}$$

Then their composition is

$$\begin{array}{lcl}
 BA = & \begin{array}{|c|} \hline \text{Diagram: A square with three vertical lines, a curved line, and a loop.} \\ \hline \end{array} & = & [3]_q [2]_q & \begin{array}{|c|} \hline \text{Diagram: A square with two arcs at the top and a curved line.} \\ \hline \end{array}
 \end{array} \tag{41}$$

As can be seen in the last equation, the open webs, like the closed ones, are subject to the Kuperberg rules (2).

These generating webs in (39) represent the following intertwiners:

$$v : 1 \mapsto q^{\frac{3}{2}} v_1 \otimes v_2 \otimes v_3 + q^{\frac{1}{2}} v_2 \otimes v_1 \otimes v_3 + q^{\frac{1}{2}} v_1 \otimes v_3 \otimes v_2 + q^{-\frac{1}{2}} v_2 \otimes v_3 \otimes v_1 + q^{-\frac{1}{2}} v_3 \otimes v_1 \otimes v_2 + q^{-\frac{3}{2}} v_3 \otimes v_2 \otimes v_1, \tag{42a}$$

$$w = q^{\frac{3}{2}} w_1 \otimes w_2 \otimes w_3 + q^{\frac{1}{2}} w_2 \otimes w_1 \otimes w_3 + q^{\frac{1}{2}} w_1 \otimes w_3 \otimes w_2 + q^{-\frac{1}{2}} w_2 \otimes w_3 \otimes w_1 + q^{-\frac{1}{2}} w_3 \otimes w_1 \otimes w_2 + q^{-\frac{3}{2}} w_3 \otimes w_2 \otimes w_1, \tag{42b}$$

$$\text{coev} : 1 \mapsto v_1 \otimes w_1 + v_2 \otimes w_2 + v_3 \otimes w_3, \tag{42c}$$

$$\widetilde{\text{coev}} : 1 \mapsto q^{-2} w_1 \otimes v_1 + w_2 \otimes v_2 + q^2 w_3 \otimes v_3, \tag{42d}$$

$$\text{ev} : w_i \otimes v_j \mapsto \delta_{ij}, \tag{42e}$$

$$\tilde{ev} : v_i \otimes w_j \mapsto q^{4-2i} \delta_{ij}, \tag{42f}$$

where the element w is considered as a linear form on $V_1^{\otimes 3}$. For the general definition of left duality maps, ev and coev , and right ones $\widetilde{\text{ev}}$ and $\widetilde{\text{coev}}$ that use the pivotal element, we refer to Appendix A, see (142) and (143).

Now we can understand which intertwiners are represented by the diagrams in (38). For instance, the first diagram in (38a) represents the projection from $V_1 \otimes V_1$ into the direct summand V_1^* . It is graphically obtained by a composition of, for instance, coev and w as



As a 3×9 matrix in the bases $\{v_1 \otimes v_1, v_1 \otimes v_2, v_1 \otimes v_3, v_2 \otimes v_1, v_2 \otimes v_2, v_2 \otimes v_3, v_3 \otimes v_1, v_3 \otimes v_2, v_3 \otimes v_3\}$ of $V_1 \otimes V_1$ and $\{w_1, w_2, w_3\}$ of V_1^* , it reads

$$\begin{pmatrix} 0 & 0 & 0 & 0 & 0 & q^{-\frac{1}{2}} & 0 & q^{-\frac{3}{2}} & 0 \\ 0 & 0 & q^{\frac{1}{2}} & 0 & 0 & 0 & q^{-\frac{1}{2}} & 0 & 0 \\ 0 & q^{\frac{3}{2}} & 0 & q^{\frac{1}{2}} & 0 & 0 & 0 & 0 & 0 \end{pmatrix}, \quad (44)$$

while in the bases $\{|\uparrow\uparrow\rangle, |\uparrow\downarrow\rangle, |\uparrow\uparrow\rangle, |\uparrow\downarrow\rangle, |\uparrow\uparrow\rangle, |\uparrow\downarrow\rangle, |\uparrow\uparrow\rangle, |\uparrow\downarrow\rangle, |\uparrow\uparrow\rangle\}$ of $V_1 \otimes V_1$ and $\{|\downarrow\rangle, |\downarrow\rangle, |\downarrow\rangle\}$ of V_1^* , it becomes

$$\begin{pmatrix} 0 & 0 & 0 & 0 & 0 & q^{\frac{1}{6}} & 0 & q^{-\frac{1}{6}} & 0 \\ 0 & 0 & q^{\frac{1}{6}} & 0 & 0 & 0 & q^{\frac{1}{6}} & 0 & 0 \\ 0 & q^{\frac{1}{6}} & 0 & q^{-\frac{1}{6}} & 0 & 0 & 0 & 0 & 0 \end{pmatrix}. \quad (45)$$

From the latter expression we thus see that we recover the correct vertex weights (13) for the corresponding states. One can show that this is true for all intertwiners.

In the strip geometry, the row-to-row transfer matrix is defined in a similar way as in the loop case,

$$T_K = \left(\prod_{k=0}^{L-1} t_{2k+1}^K \right) \left(\prod_{k=1}^{L-1} t_{2k}^K \right), \quad (46)$$

with $t_i^K = t_{(2)}^K t_{(1)}^K$ and the subscript denotes the position of the local transfer matrix. It is thus a $U_{-q}(\mathfrak{sl}_3)$ intertwiner. Define the vacuum by $|\rangle^{\otimes 2L}$. We see from (46) that when we take the vacuum expectation value of a product of M row-to-row transfer matrices, the result can be understood as the unique matrix element of a sum of intertwiners from the trivial representation to itself. These intertwiners are the ones represented by all possible closed webs embedded in \mathbb{H} with some prefactors accounting for bond and vertex fugacities. We thus recover the partition function (3) on a lattice with $2M - 2$ rows:⁷

$$Z_K = \langle T_K^M \rangle. \quad (47)$$

In the cylinder geometry, the seam line operator is given by the pivotal element of $U_{-q}(\mathfrak{sl}_3)$, for the definition we refer to Appendix A,

$$S_K = (-q)^{2H_\rho} = q^{2H_\rho}, \quad (48)$$

where $\rho = \alpha_1 + \alpha_2$ is the Weyl vector of \mathfrak{sl}_3 . The last equality follows because $H_\rho = H_1 + H_2$ is diagonalisable with integer eigenvalues on \mathcal{H}_K . Since S_K belongs to the Cartan subalgebra and local transfer matrices are

⁷As in the loop model case, the original partition function is recovered for $2M - 2$ rows instead of $2M$ rows because of our choice of vacuum.

intertwiners, the seam line can be deformed through nodes of \mathbb{H} . The row-to-row transfer matrix is then defined as

$$T_K = \left(\prod_{k=0}^{L-1} t_{2k+1}^K \right) \left(\prod_{k=1}^{L-1} t_{2k}^K \right) S_K t_{2L}^K S_K^{-1}. \quad (49)$$

The pivotal element is the one implementing the quantum trace qtr , see (144), and its role in the diagrammatic setting is to give to the closed webs embedded in the cylinder the weight given by (2), as if they were unfolded on the plane. Hence we see that, again, taking the vacuum expectation of M -th power of (49) recovers (3).

However, in the cylinder geometry, the row-to-row transfer matrix will, in general, not possess the full quantum group symmetry of the local transfer matrices. Yet the invariance with respect to the action of the Cartan subalgebra remains.

2.5 Relation with the FPL on \mathbb{H}

We now tune $x_1 = x_2 = x$, $y = z = 1$ in the Kuperberg web model and consider the $x \rightarrow +\infty$ limit. In this case, the configurations are webs that completely cover \mathbb{H} . There are two such webs that are related by a reflection of all of their arrows: in the first, each type 1 node is a source and each type 2 node is a sink, while in the second it is the other way around. Both of those webs have the same weight, hence the partition function reads

$$\lim_{x \rightarrow +\infty} \frac{1}{x^{N_l}} Z_K = 2w_K(\mathbb{H}), \quad (50)$$

where N_l is the total number of links of \mathbb{H} . This limit is thus described by the whole lattice \mathbb{H} acting as a unique web, so it is interesting to regard this web in the refined model of coloured webs. The configurations are then all three-colourings of the hexagonal lattice. Such a three-colouring model was first studied by Baxter, who found the exact asymptotic equivalent of the partition function in the special case where each three-colouring has the same statistical weight [27]. If one further considers blue links as empty, one gets a collection of cycles made of alternating red and green links that are jointly covering each node of \mathbb{H} . We thus obtain the configuration space of the fully-packed loop (FPL) model on \mathbb{H} . The equal-weighted case would correspond to giving a fugacity $N = 2$ to each of these loops (since each loop is invariant upon permuting red and green along the corresponding alternating cycle).

We now investigate closer which weighting of the FPL model is really obtained in the limit (50). By reversing the orientation of red links, one gets oriented loops that cover every node of \mathbb{H} . According to (13), these loops pick a factor $q^{-\frac{1}{6}}$ when they turn left and a factor $q^{\frac{1}{6}}$ when they turn right. Hence, summing over both orientations, contractible unoriented loops are all weighted by $[2]_q$. We thus recover in this limit the more general FPL model on the hexagonal lattice with an adjustable loop fugacity, $N = [2]_q$:

$$Z_{\text{FPL}} = \lim_{x \rightarrow +\infty} \frac{1}{2x^{N_l}} Z_K. \quad (51)$$

This mapping is originally due to Reshetikhin [28]. In our case, when \mathbb{H} is embedded in the cylinder, non-contractible loops are given a different weight, $\tilde{N} = q^2 + q^{-2} = [2]_q^2 - 2$. The scaling limit of the FPL model has been studied by Coulomb Gas (CG) techniques in [29], and the particular choice of \tilde{N} was further shown in [30] to lead to a CFT with an extended W_3 symmetry.

The FPL model is in fact integrable. In order to make this apparent, consider the local transfer matrix $t^K = t_{(2)}^K t_{(1)}^K$ in our limit. As we have seen that we can regard \mathbb{H} as a unique web, one can write t^K as

$$t^K = x^3 \cdot \begin{array}{c} \begin{array}{c} \nearrow \\ \searrow \end{array} \\ \downarrow \\ \begin{array}{c} \searrow \\ \nearrow \end{array} \end{array}. \quad (52)$$

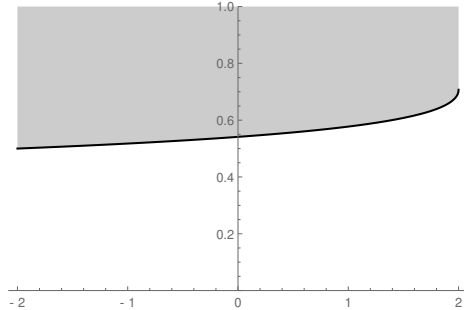


Figure 3: The phase diagram of the $O(N)$ loop model. N is shown on the horizontal axis and x is shown on the vertical axis. The black curve indicates the loci of dilute critical points. The grey area corresponds to the dense phase.

Now consider the integrable trigonometric R-matrix, R_{15} , of the fifteen-vertex model with $U_{-q}(\mathfrak{sl}_3)$ symmetry [31]. It intertwines between $V_1 \otimes V_1$ and itself, seen as $U_{-q}(\mathfrak{sl}_3)$ representations. In terms of Kuperberg web it reads

$$R_{15}(u) = \sin(\gamma - u) \left(\begin{array}{c} \text{---} \curvearrowright \end{array} \right) \left(\begin{array}{c} \curvearrowleft \text{---} \end{array} \right) + \sin(u) \left(\begin{array}{c} \nearrow \quad \searrow \\ | \\ \swarrow \quad \nwarrow \end{array} \right), \quad (53)$$

where u denotes the additive spectral parameter and q is parameterised by $q = e^{i\gamma}$. At $u = \gamma$, one recovers, up to a scalar, t^K .

We may also ask what kind of loop model one would obtain by the above procedure, for a general choice of local web fugacities x , y and z . The loop configurations are given by sets \mathcal{L}_c of cycle coverings of webs c embedded in \mathbb{H} , i.e. $c \in \mathcal{K}$. Hence the partition function reads

$$Z = \sum_{l \in \mathcal{L}_c | c \in \mathcal{K}} x^N (yz)^{N_V} w(l), \quad (54)$$

where $w(l)$ denotes the weight of a loop configuration. In this general case, all contractible loops do not get the same weight, and hence $w(l)$ does not take a simple form. Indeed, a given oriented loop picks a factor $q^{\frac{1}{3}}$ when turning left at a node that is not a vertex of the underlying web c , but a factor $q^{-\frac{1}{6}}$ when the node is a vertex of c .

3 Phase diagram of the Kuperberg web model

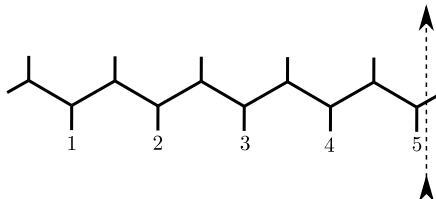
In this section, we give an exposition of the phase diagram of the web model. A fruitful comparison can be made with the phase diagram of the $O(N)$ loop model, with loop weight $N = [2]_q$ and bond fugacity $x \geq 0$. Recall that on the hexagonal lattice \mathbb{H} , one can identify three critical phases in the range $N \in [-2, 2]$. The phase diagram is shown in Figure 3. The so-called dilute phase occurs at $x = x_c$, with [1, 32]

$$x_c = \frac{1}{\sqrt{2 + \sqrt{2 - N}}}, \quad (55)$$

corresponding to a critical continuum limit. For $x < x_c$, the model is not critical, and will in fact flow under the Renormalisation Group (RG) to the trivial fixed point $x = 0$. For $x_c < x < \infty$, the model is critical and in the so-called dense phase, governed by the attractive fixed point $x^* = (2 - \sqrt{2 - N})^{-1/2}$ [1]. At $x = +\infty$, the model is also critical and in its fully-packed phase [29]. The three phases—dilute, dense and fully-packed—are described by three distinct CFTs [10].

Summarising, we see that for each fixed value of q satisfying (1), the model is not critical for small values of x . Then, increasing x , we cross the dilute critical point $x = x_c$ and enter into an extended dense phase for $x_c < x < \infty$. We shall see that the phase diagram of the Kuperberg web model exhibits very similar features.

The phase diagrams of the web model presented below have been obtained thanks to the numerical diagonalisation of the row-to-row transfer matrix. To be precise, the transfer matrix we have used in our numerical work is slightly different from the one depicted in Figure 2. It is given by a product of local transfer matrices and the seam operator (48), as depicted below for size $L = 5$:



It is an endomorphism of $\mathcal{H}_{\mathbb{K}}^{\otimes L}$. All numerical results are given thanks to this transfer matrix, or a modification thereof where the seam operator is changed (see Section 4).

There are two differences between this transfer matrix and the one described in Section 2.4 and depicted in Figure 2. First, we are now transferring between two rows of L vertical edges, rather than between two rows of $2L$ edges with alternating inclinations $/$ and \backslash . From a numerical perspective this has the advantage of considerably diminishing the dimension of the matrix, thus enabling us to study larger L than would be possible otherwise. It is clear that the two conventions construct the same lattice and hence are physically equivalent. It can be seen from the picture above that this transfer matrix will have the labels of the spaces drift towards the left (by one half lattice spacing per row), so its square is related to the product of the former transfer matrix with a shift operator. This will however not entail any modification for eigenvalues corresponding to the vanishing lattice momentum sector, the only one to be studied in this section. In this sector, the spectrum of the squared transfer matrix is included within that of the former matrix, and moreover it is not hard to see that their dominant eigenvalue (the one of largest norm) coincide. So, summarising, the change of transfer matrix makes the numerical work much more efficient, without modifying the physical quantities to be studied.

The effective central charge c_{eff} provides a convenient means of investigating properties of the phase diagram and the corresponding RG flows. We first describe how c_{eff} can be approximated using finite-size scaling. The free energy density for the model defined on a cylinder with a circumference of L hexagons is given by

$$f_L = -\frac{2}{\sqrt{3}L} \log(\Lambda_{\text{max}}), \quad (56)$$

where the numerical prefactor is related to the geometry of the hexagonal lattice, and Λ_{max} denotes the real part of the dominant eigenvalue of the transfer matrix in a subspace of the spectrum. Indeed, to gain in efficiency we have restricted the transfer matrix to a specific sector of vanishing magnetisation (see Section 4), or more precisely, to the subspace of states having weight $\mathbf{0}$ with respect to the Cartan subalgebra symmetry. The free energy density has the finite-size scaling [16, 17]

$$f_L = f_{\infty} - \frac{\pi c_{\text{eff}}}{6L^2} + o\left(\frac{1}{L^2}\right), \quad (57)$$

with f_{∞} being the free energy in the thermodynamical limit. Hence, by diagonalising the transfer matrices for two consecutive sizes, $L = 5$ and $L = 6$, we can extract the two constants, f_{∞} and c_{eff} . The sizes are chosen in a compromise between being sufficiently close to the thermodynamical limit for the scaling behaviour to be visible, and yet being able to perform the required number of diagonalisations in a reasonable time. The dimension of the vacuum sector (of vanishing magnetisation, see Section 4) used here is 5881 for $L = 6$, and each of the phase diagrams presented in the following figures is based on computing f_L for 22500

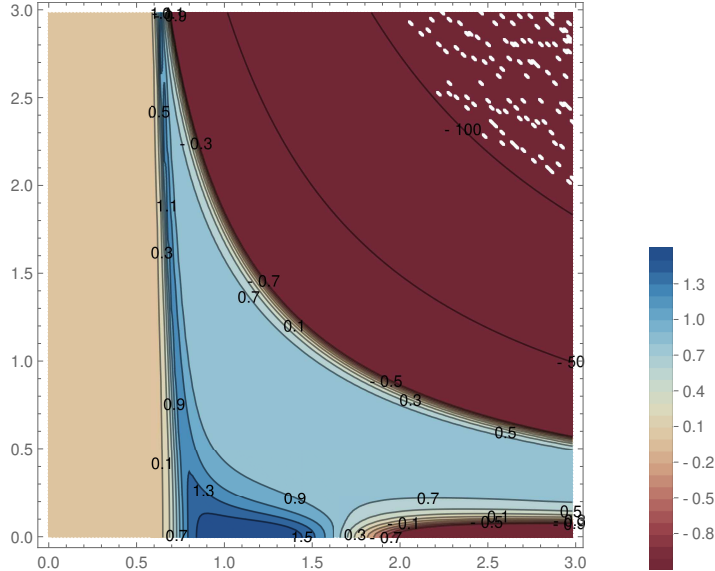


Figure 4: Phase diagram of the web model with $q = e^{i\pi/5}$ in the (\sqrt{x}, y) plane, as given by the contour plot of the effective central charge for sizes $L = 5$ and $L = 6$. The interpretation is given in the main text.

different parameter values. For the diagonalisation itself we employ the Arnoldi method for non-symmetric complex matrices, in combination with standard sparse matrix and hashing techniques.

In the following we set $x = x_1 = x_2$ and $y = z$, so that the web model is isotropic and invariant under the global reversal of orientations. We moreover restrict to non-negative parameters ($x, y \geq 0$). We shall depict the phase diagrams in the (\sqrt{x}, y) plane, with $\sqrt{x} \in [0, 3]$ shown on the horizontal axis and $y \in [0, 3]$ on the vertical axis of the figures. To sample the critical region (6) we focus on three different values of q , viz. $q = e^{i\pi/5}$, $q = e^{i\pi/4}$ and $q = e^{i\pi/3}$. The corresponding weights of an oriented loop, $[3]_q$ from (2a), are $(1 + \sqrt{5})/2 \simeq 1.618$, 1 and 0.

We remark that on the horizontal axis, $y = 0$, vertices are suppressed and the web model is equivalent, at the level of partition functions, to the $O(N)$ loop model with a loop weight given by $N = 2[3]_q$, since loops come with two orientations in the web model. The three values of q hence correspond to cases $N > 2$, $N = 2$ and $N < 2$, respectively.

With these conventions, the phase diagram obtained for the first case, $q = e^{i\pi/5}$, can be inferred from the corresponding values of the effective central charge, shown as a contour plot in Figure 4. At first sight, three different regions can be distinguished:

1. To the left of an almost vertical line, $\sqrt{x} \lesssim 0.6$, we have $c_{\text{eff}} \approx 0$ (sand coloured region).
2. To the right of a curve that resembles a hyperbola and extends from $(0.7, 3.0)$ to $(3.0, 0.5)$ approximately, c_{eff} takes large negative values (dark red region).
3. In between those, c_{eff} takes predominantly values between 0 and 1.5 (region with shades of blue).

To interpret these regions, we refer to results and experience gathered in the study of vertex models [33] and some related numerical investigations [34, 35]. Vertex models generally possess two types of non-critical regions. In the former, there is a finite correlation length, and using nevertheless the finite-size scaling form (57) one sees that $c_{\text{eff}} \rightarrow 0$ exponentially fast in L . This agrees with the first region identified above. In the latter, the system is frozen into long-range (“ferroelectric”, in the context of the six-vertex model) order, and the orientational degrees of freedom are correlated throughout the system. In this case, the hypotheses leading to (57) are inapplicable and one observes large (positive or negative) values of c_{eff} . This behaviour agrees with the second region identified above. Finally, the third region is the most interesting one, inside which the system exhibits critical behaviour characterised by an infinite bulk correlation length.

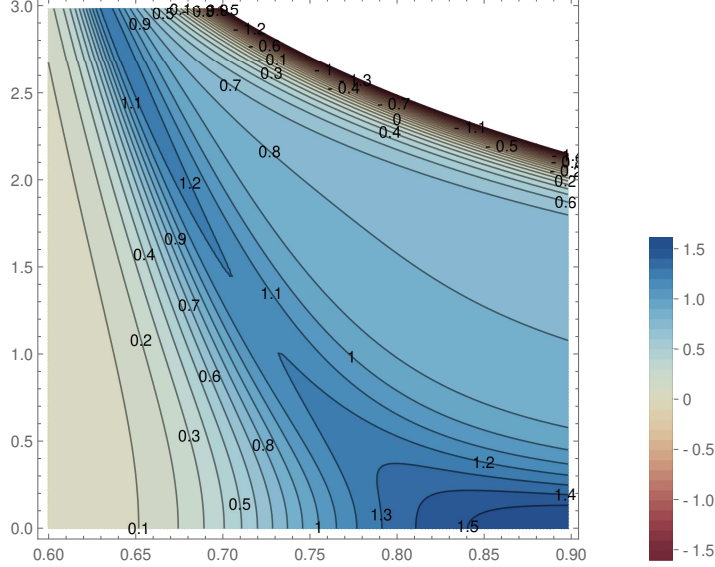


Figure 5: Close-up of the ridge region of the web model with $q = e^{i\pi/5}$ in the (\sqrt{x}, y) plane, as given by the contour plot of the effective central charge for sizes $L = 5$ and $L = 6$. The interpretation is given in the main text.

We therefore discard the non-critical regions and focus on the third, critical region. Consider first the part that is not too close to the horizontal axis. We observe an almost vertical curve around $\sqrt{x} \approx 0.7$ with a central charge $c_{\text{eff}} \approx 1.2$. This curve takes the form of a “mountain ridge” in the landscape of c_{eff} . A close-up of the ridge region, shown in Figure 5, gives better evidence for our estimate for the value of c_{eff} and the claim that it is almost constant along the ridge. We identify this ridge as the *dilute critical phase*. Notice that in the loop model it was situated at $x = x_c$ in (55), that is, attained by adjusting one parameter. The situation in the web model is similar, except that we now have two parameters, x and y , at our disposal. Hence adjusting one parameter will leave us with a critical curve, instead of just a critical point. Moving along this curve corresponds to perturbing the fixed point theory by an irrelevant operator.

To the right of the dilute critical phase, and below the non-critical region 2, we observe a plateau with $c_{\text{eff}} \approx 0.8$. We identify this as the *dense critical phase*. As in the loop model, it is obtained by adjusting no parameter (within a given range), and therefore it here takes the form of a two-parameter critical surface. Displacements along this surface correspond to the perturbation by irrelevant operators.

In a subsequent paper [22] we shall propose a Coulomb Gas description of the web model. It will turn out that the exact value of the central charge is $c = \frac{6}{5}$ in the dilute critical phase and $c = \frac{4}{5}$ in the dense critical phase, both in fine agreement with the above numerical results.

To conclude the discussion of Figure 4 we now focus on the horizontal axis, $y = 0$. As already mentioned, along this line the web model is equivalent to a loop model with monomer fugacity x and loop weight $N = 1 + \sqrt{5} \simeq 3.236 > 2$. Rather interestingly, the $O(N)$ model on \mathbb{H} can exhibit critical behaviour even though $N > 2$ [37]. This comes about because N can flow to infinity under the RG, from any starting value $N > 2$, and provided x is adjusted accordingly the model hits the phase transition in the hard hexagon (HH) model [38], which is known to be in the universality class of the critical three-state Potts model with $c = \frac{4}{5}$. The table of [37] contains numerical estimates of the corresponding critical value, $x = x_{\text{HH}}$, for selected values $N \geq 4$. For $N = 4$, finite-size effects are found to be severe, even using sizes as large as $L = 15$ (thus far larger than $L = 6$ attained in our study of the web model), and the situation would be worse for the value $N \simeq 3.236$ of interest here. Fitting the values for $x_{\text{HH}}(N)$ given in the table to a polynomial in $1/N$, we can expect $x_{\text{HH}} \sim 550$. Despite the obvious difficulties of making numerical observations in this case, the conclusion is nevertheless clear: there should be point on the horizontal axis which is in the universality class of the HH model.

In addition to the identification of critical points, the contour plot of c_{eff} also contains information about

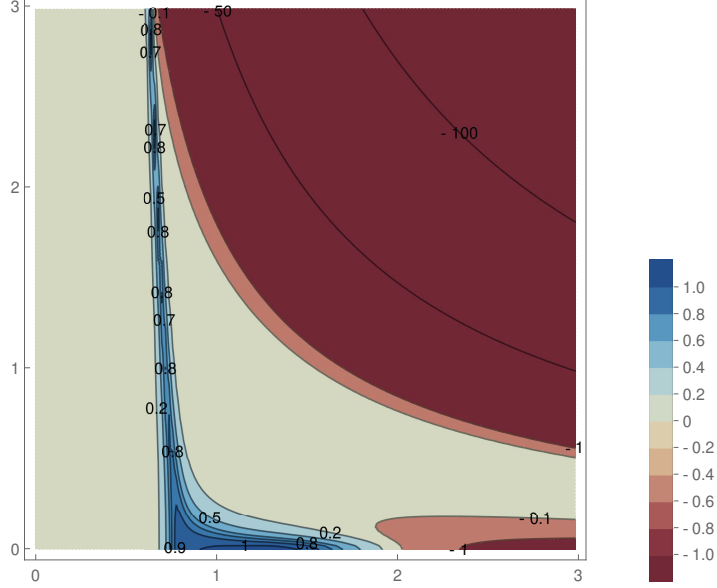


Figure 6: Phase diagram of the web model with $q = e^{i\pi/4}$. Conventions are as in Figure 4.

the RG flows. According to Zamolodchikov’s c -theorem [39], the RG fixed points correspond to saddle points of c_{eff} , and away from those—under the assumption of reflexion positivity, or unitarity—the RG flows will be in the direction of decreasing c_{eff} . This result is applicable even though c_{eff} is here a finite-size approximation to the true c -function.

We now turn to our second value of q , namely $q = e^{i\pi/4}$, which corresponds to $[3]_q = 1$. The phase diagram is shown in Figure 6. The structure is very similar to the preceding case, with the two non-critical regions having similar characteristics. We again observe the presence of a dilute critical phase, this time with $c_{\text{eff}} \approx 0.8$. The corresponding fixed point can in fact be identified, in this particular case, with the “special point” given by [13, eq. (6)]. It was shown in that reference that fixing $yz = 2^{-1/2}$, corresponding here to the horizontal line $y = 2^{-1/4} \simeq 0.841$, makes the web model equivalent to the three-state Potts model on the triangular lattice \mathbb{T} , dual to \mathbb{H} . The position of the critical point along this line is known [40]. In terms of the variable $v = e^J - 1$, it is the (unique) positive solution of $v^3 + 3v^2 = 3$, where J denotes the usual coupling between nearest-neighbour spins. The corresponding weight of a piece of domain wall on the lattice dual to \mathbb{T} , hence \mathbb{H} again, is finally $x = e^{-J} \simeq 0.532$. So the critical three-state Potts model with $c = \frac{4}{5}$ is situated in our phase diagram at $(\sqrt{x}, y) \simeq (0.729, 0.841)$, in fine agreement with Figure 6. Because of the high symmetry of this critical model, it is tempting to conjecture that it may act as an attractive fixed point controlling the whole dilute critical curve.

The other fixed point of interest along the three-state Potts line, $y = 2^{-1/4}$ is situated at infinite temperature, i.e., $J = 0$ and $x = 1$. At this fixed point all the lattice sites are coloured independently with uniform probability, using the three colours. Although this is a trivial fixed point from the point of view of the spin degrees of freedom, it may cause the corresponding geometrical description in terms of domain walls to exhibit critical fluctuations (the infinite-temperature Ising model and site percolation are similarly related). We can infer from this that the point $(\sqrt{x}, y) = (1, 2^{-1/4})$ has central charge $c = 0$, and it is conceivable that this may in fact be the attractive fixed point controlling the dense critical phase. Indeed, the latter phase is seen to have $c_{\text{eff}} \approx 0$ from Figure 6.

Finally, on the horizontal axis $y = 0$, we observe a set of critical points with $c_{\text{eff}} \approx 1$. This can be explained by the corresponding loop model having loop weight $N = 2$. Indeed, for this loop model the dense and dilute fixed points coincide and are situated at $x_c = 2^{-1/2}$ according to (55), whence $\sqrt{x_c} = 2^{-1/4} \simeq 0.841$. The corresponding central charge is $c = 1$ indeed. For $y = 0$ and $x > x_c$ the loop model remains in the dense phase with $c = 1$, and critical exponents that are independent of x [41]. This $c = 1$ line is visible in figure 6. However, the numerical data seem to indicate that the $c = 1$ line terminates at a finite value of \sqrt{x} , but

since this is inconsistent with the analytical argument, it must be a finite-size artifact. By the c -theorem, the RG flows are orthogonal to the contour lines of constant c_{eff} . This appears to be consistent with an RG flow from the $c = 1$ point at $(\sqrt{x_c}, 0) \simeq (0.841, 0)$ towards the dilute critical phase with $c = \frac{4}{5}$.

For the third and last value of q , namely $q = e^{i\pi/3}$ corresponding to $[3]_q = 0$, the phase diagram is similar to the previous ones, with the presence of a dilute phase at $c_{\text{eff}} \approx 0$ and a dense phase at $c_{\text{eff}} \approx -2$. These values of the effective central charges that we have read from our numerical investigation are in fact exact. This will be shown thanks to a Coulomb Gas description of these phases in our subsequent paper [22].

4 Electromagnetic operators in the $U_{-q}(\mathfrak{sl}_3)$ vertex model

In this section we define modified partition functions of the loop model and the Kuperberg web model. We denote them by $Z_{\text{loop}}^{e,m}$ (respectively $Z_{\text{K}}^{e,m}$) in the cylinder geometry and Z_{loop}^m (respectively Z_{K}^m) in the strip geometry.

At the critical points of the $O(N)$ loop model, these objects are well known. In the cylinder geometry, when $\frac{M}{L}$ becomes large, one has the asymptotic equivalent [18]

$$\frac{Z_{\text{loop}}^{e,m}}{Z_{\text{loop}}} \sim e^{-\frac{\sqrt{3}\pi M}{4L}(h_{e,m} + \bar{h}_{e,m})}, \quad (58)$$

where $(h_{e,m}, \bar{h}_{e,m})$ are the conformal weights of the so-called electromagnetic operators of electric and magnetic charges, e and m [10]. In the usual field-theory normalisation the prefactor in the exponential would be $\frac{2\pi M}{L}$, but the aspect ratio must here be modified in order to account for the specific choice of lattice \mathbb{H} . Recall that Figure 2 depicts two rows and $2L$ columns. Hence, in the presence of $2M$ rows, the aspect ratio is given by $\frac{\sqrt{3}M}{4L}$ because the height of an equilateral triangle of side 1 is $\frac{\sqrt{3}}{2}$.

The electromagnetic operators are described in the Coulomb Gas (CG) formulation of the continuum limit of the loop model. In this picture, $Z_{\text{loop}}^{e,m}$ is the lattice version of the CG partition function with a pair of electromagnetic operators inserted at the bottom and top ends of the cylinder.

In the strip geometry, one has instead

$$\frac{Z_{\text{loop}}^m}{Z_{\text{loop}}} \sim e^{-\frac{\sqrt{3}\pi M}{8L}h_m}, \quad (59)$$

where h_m is the conformal weight of the boundary magnetic operator of charge m . One can again look at Z_{loop}^m as the lattice version of a partition function modified by the insertion of magnetic operators at both ends of the strip. Thus, we will borrow the vocabulary of electromagnetic operators when discussing these lattice modified partition functions.

These scaling formulae are similar in the case of Kuperberg webs. Although a CG description of the web model will only be given in a subsequent paper [22], it is appropriate to discuss the precursors of field-theory operators in the context of the lattice model. In this section we therefore consider the modification of the partition function due to the insertion of a pair of electromagnetic operators. The scaling formulae

$$\frac{Z_{\text{K}}^{e,m}}{Z_{\text{K}}} \sim e^{-\frac{\sqrt{3}\pi M}{4L}(h_{e,m} + \bar{h}_{e,m})}, \quad (60a)$$

$$\frac{Z_{\text{K}}^m}{Z_{\text{K}}} \sim e^{-\frac{\sqrt{3}\pi M}{8L}h_m}, \quad (60b)$$

valid for the cylinder and strip geometries respectively, then define conformal weights of electromagnetic excitations at critical points of the web model.

The aim of this section is to elaborate on the definition of such electromagnetic partition functions and to provide their geometrical interpretation. For this reason, we shall sometimes refer to the modifications of the partition functions as the insertions of *geometrical defects*. We shall treat the loop and web models in parallel, discussing first the easiest case of the strip, before moving on to the cylinder geometry.

4.1 The strip geometry

4.1.1 Magnetic defects

As we have seen in Section 2, the row-to-row transfer matrix of the $O(N)$ loop model in the strip geometry possesses a symmetry under $U_{-q}(\mathfrak{sl}_2)$. The Hilbert space therefore decomposes in weight subspaces, i.e., eigenspaces of the Cartan element H_1 . Let \mathcal{R}_2^* be the weight lattice of \mathfrak{sl}_2 , dual to the root lattice $\mathcal{R}_2 = \mathbb{Z}\alpha_1$ which is generated by α_1 . The weight lattice is also generated by one vector, \mathbf{w}_1 satisfying $(\mathbf{w}_1, \alpha_1) = 1$,⁸ called the fundamental weight, that is, $\mathcal{R}_2^* = \mathbb{Z}\mathbf{w}_1$. A weight vector of weight $\mathbf{m} = n\mathbf{w}_1$, with n integer, is an eigenstate of H_1 with eigenvalue $(\mathbf{m}, \alpha_1) = n$. In the $SU(2)$ spin projection notations it corresponds to the spin $n/2$.

The eigenspace of H_1 comprised of weight vectors of weight \mathbf{m} will be called a *sector*. It is stable under the action of the transfer matrix and contains excitations that are lattice precursors of the ones created by magnetic operators in the Coulomb Gas formalism. We call a *magnetic defect* state $|\mathbf{m}\rangle$ (or simply magnetic defect) of *magnetic charge* \mathbf{m} , a pure tensor state in the sector of weight \mathbf{m} , such that any two sites labelled by $2i$ and $2i+1$ cannot be occupied (i.e., non-empty) simultaneously and there are exactly $|n|$ occupied sites. Here are some examples with $\mathbf{m} = n\mathbf{w}_1$:

$$|\mathbf{m}\rangle = (|\uparrow\rangle \otimes |\rangle)^{\otimes n} \otimes |\rangle^{\otimes 2L-2n}, \quad \text{if } n \geq 0, \quad (61a)$$

$$|\mathbf{m}\rangle = (|\downarrow\rangle \otimes |\rangle)^{\otimes |n|} \otimes |\rangle^{\otimes 2L-2|n|}, \quad \text{if } n \leq 0. \quad (61b)$$

The dilution of the insertion sites is required in order to avoid a trivial propagation. For instance, the state $|\uparrow\rangle^{\otimes 3} \otimes |\rangle^{\otimes 2L-3}$ is not a magnetic defect, as it is mapped to 0 by the transfer matrix.

The partition function modified by the insertion of the magnetic defect is then

$$Z_{\text{loop}}^{\mathbf{m}} = \langle \mathbf{m} | T_{\text{loop}}^M | \mathbf{m} \rangle, \quad (62)$$

with T_{loop} being defined in (22). Because any magnetic defect of charge \mathbf{m} becomes a magnetic defect of charge $-\mathbf{m}$ under the action of raising and lowering operators, E_1 and F_1 , the sectors of opposite magnetic charges contain the same excitations. It is thus possible to focus only on positive magnetic charges.

The different choices for $|\mathbf{m}\rangle$ are physically equivalent. Every magnetic defect state having a non-zero overlap with the dominant eigenvector (that eigenvector of the transfer matrix whose eigenvalue is the largest in norm) will lead to the same scaling behaviour (58)–(59). We believe that, in the loop models, every magnetic defect state has a non-zero overlap with the dominant eigenvector.

One can write (62) as a sum over trajectories of transition amplitudes. Denote by $\mathcal{L}_{\text{col}}^{\mathbf{m}}$ the set of coloured (cf. Remark 1) subgraphs of \mathbb{H} whose connected components are either coloured loops or coloured lines, such that loops cannot touch the bottom and top boundaries, and lines touch the bottom and top boundaries only at their end points corresponding to the occupied sites in $|\mathbf{m}\rangle$ and with the inherited orientations; see Figure 7 for an example with $|\mathbf{m}\rangle = |\rangle^{\otimes 3} \otimes |\uparrow\rangle \otimes |\rangle \otimes |\uparrow\rangle \otimes |\rangle^{\otimes 6}$. We call these configurations *coloured*. We have then

$$Z_{\text{loop}}^{\mathbf{m}} = \sum_{c \in \mathcal{L}_{\text{col}}^{\mathbf{m}}} w_{\text{col}}^{\mathbf{m}}(c), \quad (63)$$

where the weight $w_{\text{col}}^{\mathbf{m}}(c)$ is given by the local rules (7). In any given row, the number of arrows pointing upward minus the number of arrows pointing downward is conserved, manifesting the magnetic charge conservation. Remark that, as in the case without defects (23), the modified partition function can be interpreted as one for a loop model on a lattice with two rows less. This is because the degrees of freedom are completely constrained on the first and last rows, due to our choice of magnetic defect state. Yet, it appears more convenient to keep working with the model defined by (62) on a lattice with two more rows. We will do the same in the other settings of loop or Kuperberg web models in the strip or cylinder geometry.

In the case of the Kuperberg web model, and still in the strip geometry, the row-to-row transfer matrix of the local formulation is symmetric under $U_{-q}(\mathfrak{sl}_3)$. Hence we define magnetic charges belonging to the weight lattice \mathcal{R}_3^* of \mathfrak{sl}_3 . It is generated by two fundamental weights, \mathbf{w}_1 and \mathbf{w}_2 .

⁸See Appendix A for our conventions on the scalar product (\cdot, \cdot) .

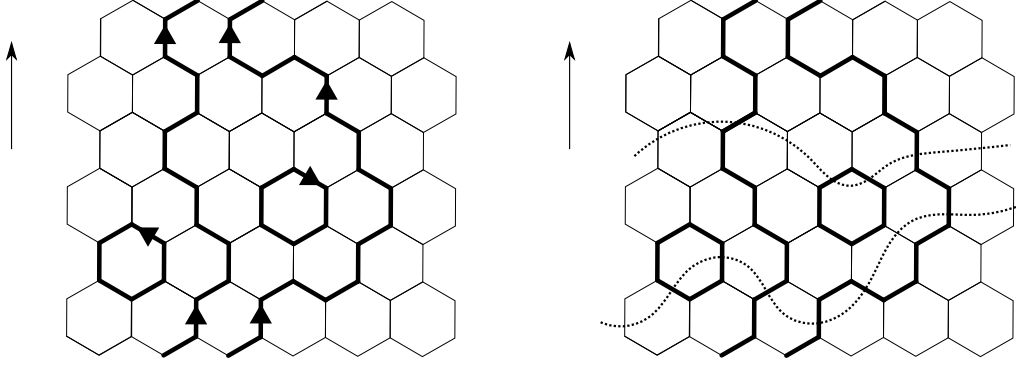


Figure 7: Left panel: A configuration in $\mathcal{L}_{\text{col}}^m$ for $\mathbf{m} = 2\mathbf{w}_1$ in the strip geometry. Right panel: A configuration in \mathcal{L}^m obtained from the left one by forgetting orientations. We also show two examples of cuts.

Again, by using the action of raising and lowering operators, it is enough to focus on magnetic charges inside the fundamental Weyl chamber, i.e, dominant weights

$$\mathbf{m} = n_1 \mathbf{w}_1 + n_2 \mathbf{w}_2, \quad (64)$$

where n_1 and n_2 are non-negative integers. We call a magnetic defect state of charge \mathbf{m} a pure tensor state of weight \mathbf{m} , such that sites labelled by $2i$ and $2i + 1$ are not both occupied simultaneously, and there are exactly $n_1 + n_2$ occupied sites. Here is an example:

$$|\mathbf{m}\rangle = (|\uparrow\rangle \otimes | \rangle)^{\otimes n_1} \otimes (|\downarrow\rangle \otimes | \rangle)^{\otimes n_2} \otimes | \rangle^{\otimes 2L - 2n_1 - 2n_2}. \quad (65)$$

To understand the choice of colours, recall that whatever the inclination of the link (\setminus , $/$ or $|$), by the relations (35)–(37), $|\uparrow\rangle$ has weight \mathbf{w}_1 and $|\downarrow\rangle$ has weight \mathbf{w}_2 . In fact, for any magnetic defect, there are necessarily n_1 sites occupied by upward oriented red arrows, n_2 sites occupied by downward oriented green arrows, and no blue arrows. As in the loop model case, the occupied sites have to respect some dilution in order to avoid being mapped to zero by the transfer matrix. Therefore a state such as $|\uparrow\rangle^{\otimes 3} \otimes | \rangle^{\otimes 2L - 3}$ is not a magnetic defect, according to the above definition.

Different choices for $|\mathbf{m}\rangle$ having a non-zero overlap with the transfer matrix eigenvector whose eigenvalue is the largest in norm are physically equivalent. Based on experience with the loop models we expect such a non-zero overlap to hold for any magnetic defect state. The partition function modified by the presence of the magnetic defect is

$$Z_K^{\mathbf{m}} = \langle \mathbf{m} | T_K^M | \mathbf{m} \rangle, \quad (66)$$

with T_K defined in (46).

As in the loop models case, the next step is to rewrite $Z_K^{\mathbf{m}}$ in terms of coloured open web configurations. We begin with a definition: *an open Kuperberg web in a rectangle*⁹ is a planar oriented bipartite graph with trivalent and univalent vertices such that the univalent vertices are only at the top and bottom boundaries of the rectangle. Assume c is an open web with $2(n_1 + n_2)$ univalent vertices such that the following holds for both bottom and top boundaries: c has n_1 (respectively n_2) upward (respectively downward) oriented edges incident on the univalent vertices. A *three-colouring* of such an open web c is a map from the edges of c into the set $\{\text{red, blue, green}\}$, such that all three colours are present around any trivalent vertex, and such that at every boundary side the n_1 (respectively n_2) upward (respectively downward) oriented edges incident on the univalent vertices are red (respectively green).

Now, we can rewrite the partition function (66) in terms of the coloured open webs (i.e., via amplitudes of trajectories):

$$Z_K^{\mathbf{m}} = \sum_{c \in \mathcal{K}_{\text{col}}^{\mathbf{m}}} w_{\text{col}}^{\mathbf{m}}(c), \quad (67)$$

⁹For brevity, we will call it just ‘open web’.

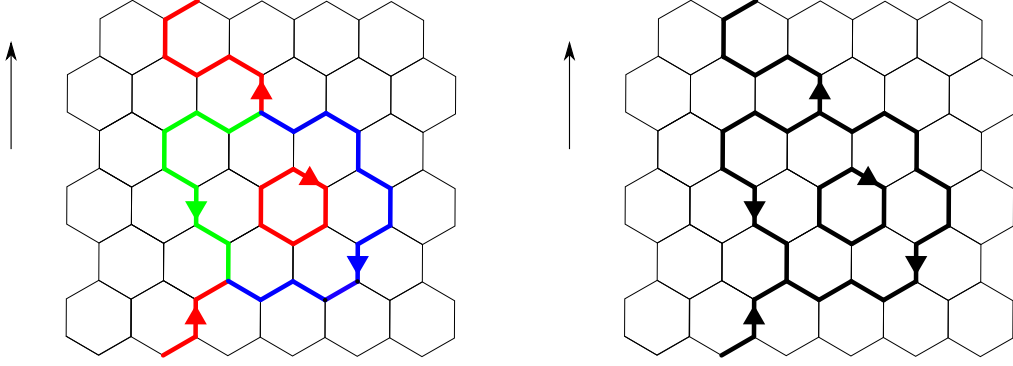


Figure 8: Left panel: A configuration of $\mathcal{K}_{\text{col}}^m$ for $m = w_1$ in the strip geometry. Right panel: A configuration of \mathcal{K}^m obtained from the left one by forgetting colours.

where $\mathcal{K}_{\text{col}}^m$ denotes the set of subgraphs of \mathbb{H} whose connected components are either open or closed three-coloured webs, such that webs cannot touch the bottom and top boundaries, except for open webs that have their univalent vertices at the occupied sites in $|\mathbf{m}\rangle$ with the colours and orientations inherited from $|\mathbf{m}\rangle$. The weight of a coloured configuration $w_{\text{col}}^m(c)$ is given by the local weights (9), in the case $x_1 = x_2 = x$ (or by (10) in the general case). A sample configuration is shown in Figure 8 for $m = w_1$. We remark that the equality between (66) and (67) follows straightforwardly from the construction of the transfer matrix T_K which matrix elements are given by the expressions from (9)-(10).

4.1.2 Geometrical interpretation

We now give a geometrical interpretation of the magnetic partition functions defined in the last subsection. More precisely, we show how to define and evaluate a non-coloured open loop or Kuperberg configuration (similar to the closed case, but with modified rules) such that we recover Z_{loop}^m or Z_K^m , respectively. We also describe how such configurations are geometrically constrained. We begin with the loop model.

The idea is to group coloured configurations in $\mathcal{L}_{\text{col}}^m$ that differ only by the colours (also called ‘orientations’ prior to Remark 1) of loops. This is exactly what one does when going from the local vertex model to the non-local geometrical loop model. The difference with the usual argument for Z_{loop} is the presence of lines connected to the boundary, where their colour is fixed by the choice of magnetic defect $|\mathbf{m}\rangle$. In other words, the boundary-touching elements in $\mathcal{L}_{\text{col}}^m$ have constrained colours. Define by \mathcal{L}^m the set of subgraphs of \mathbb{H} obtained by forgetting the colourings of the non-constrained elements of $\mathcal{L}_{\text{col}}^m$. By summing the contributions coming from unconstrained colourings, we obtain

$$Z_{\text{loop}}^m = \sum_{c \in \mathcal{L}^m} w^m(c), \quad (68)$$

where the weight $w^m(c)$ is the product of a non-local weight $q + q^{-1}$ for each loop and a fugacity x for each monomer. Indeed, as we shall see, the open lines contribute to the weight only by the fugacities of the bonds they cover. An example of configuration in \mathcal{L}^m is given in Figure 7.

In Section 2.4 we have seen that graphs in the $O(n)$ loop model can be understood as intertwiners of $U_{-q}(\mathfrak{sl}_2)$ representations. In this picture, we can think of a bond as the propagation of states inside the fundamental representation. It is then apparent that the insertion of a non-trivial magnetic defect will constrain the geometry of the configurations due to the condition of keeping unchanged the Cartan weight of a propagated state.

More precisely, define a *cut* as a smooth curve crossing the strip from left to right such that it avoids nodes and its projection onto the horizontal axis is injective (no overhangs). Some examples of cuts are depicted in Figure 7. A cut defines a Hilbert space that is the tensor product of the local Hilbert spaces of the links it crosses. The evolution operator between two disjoint cuts is a product of local transfer matrices. The row-to-row transfer matrix is a special case of such an evolution operator. A cut on a colored configuration defines

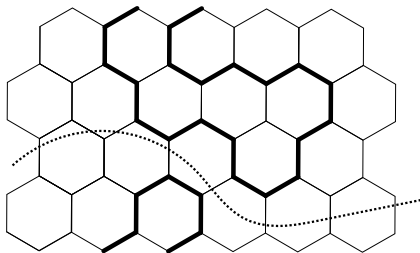
a pure tensor state in the basis of up/down arrows. This pure tensor state is an eigenvector of the Cartan subalgebra, i.e. a weight vector. Moreover it has nonzero overlap with the evolution (by transfer matrices) of the magnetic defect state, which is of Cartan weight \mathbf{m} by symmetry of the local transfer matrices. As two weight vectors of different Cartan weights must have zero overlap we conclude that the Cartan weight of the pure tensor state on any cut is equally \mathbf{m} . The presence of p bonds on a given cut indicates that the pure tensor state is a vector of the representation $V^{\otimes p}$. Hence, on any given cut, the magnetic charge $\mathbf{m} = n\mathbf{w}_1$ should satisfy

$$\mathbf{m} \preceq p\mathbf{w}_1, \quad (69)$$

where \preceq denotes the partial ordering on weights. Equivalently

$$n \leq p, \quad \text{with } n \equiv p \pmod{2}. \quad (70)$$

We note that it is insufficient to apply the constraint (70) on cuts intersecting only vertical links (i.e., on completed rows). This can be seen from the example



where (70) is satisfied (with $n = 2$) on each completed row, but not on the cut depicted. This is why we impose (70) on any cut. This stronger constraint imposes that each line connected to the bottom boundary is also connected to the top boundary; we call such lines *through-lines*. Since the through-lines enter and leave the strip with the same inclination (due to our choice of using the same magnetic defect $|\mathbf{m}\rangle$ as initial and final state), they do not pick up any powers of q from bending. Hence the through-lines contribute to the weight of a configuration in (68) only by the fugacities of the bonds that they cover.

We are now ready to discuss the Kuperberg web model. Denote by $\mathcal{K}^{\mathbf{m}}$ the set of webs embedded in \mathbb{H} that are obtained from elements of $\mathcal{K}_{\text{col}}^{\mathbf{m}}$ by forgetting their colourings. See Figure 8 for an example. Remark that the colours of the edges connected to the boundary are constrained by the choice of magnetic defect. Set $\mathbf{m} = n_1\mathbf{w}_1 + n_2\mathbf{w}_2$, with $n_1, n_2 \in \mathbb{Z}_{\geq 0}$. This boundary condition imposes constraints on the possible three-colourings of c . Different configurations c_i in $\mathcal{K}_{\text{col}}^{\mathbf{m}}$, that produce the open web c once one forgets their colourings, are exactly the three-colourings of c . By summing over their weight we obtain

$$Z_{\text{K}}^{\mathbf{m}} = \sum_{c \in \mathcal{K}^{\mathbf{m}}} w^{\mathbf{m}}(c), \quad (71)$$

with

$$w^{\mathbf{m}}(c) = \sum_i w_{\text{col}}^{\mathbf{m}}(c_i). \quad (72)$$

where the sum is over all three-colourings of c .

We now wish to understand (71)–(72) without making reference to colourings. To this end, we first describe more closely what is the set $\mathcal{K}^{\mathbf{m}}$. By analogy with the loop model case, we examine what the insertion of a defect of charge $|\mathbf{m}\rangle$ implies for the geometry of open webs. The Cartan weight is conserved between two cuts as evolution operators commute with the $U_{-q}(\mathfrak{sl}_3)$ action. Indeed, any given cut of a colored configuration gives a pure tensor state whose overlap with the evolution of the magnetic state is nonzero. States with different Cartan weights have no overlaps, hence the pure tensor state has Cartan weight \mathbf{m} . It therefore must belong to a direct summand (in the Hilbert space) whose highest weight is

higher or equal to \mathbf{m} . This means that, on a given cut, the numbers p_1 and p_2 of bonds pointing upward and downward, respectively, satisfy

$$\mathbf{m} \preceq p_1 \mathbf{w}_1 + p_2 \mathbf{w}_2 \quad (73)$$


with respect to the partial ordering on weights. Equivalently, this can be written

$$2n_1 + n_2 \leq 2p_1 + p_2, \quad \text{with } 2n_1 + n_2 \equiv 2p_1 + p_2 \pmod{3}, \quad (74a)$$

$$n_1 + 2n_2 \leq p_1 + 2p_2, \quad \text{with } n_1 + 2n_2 \equiv p_1 + 2p_2 \pmod{3}. \quad (74b)$$

We define a *minimal cut* to be a cut such that the above constraints are satisfied as equalities.

Now, consider the vector space generated by open webs embedded in the rectangle, up to boundary preserving isotopy, such that there are n_1 upward oriented edges and n_2 downward oriented edges connected to the bottom (respectively top) boundary. The ordering of these oriented edges can be different on either boundary. We then quotient this space by the Kuperberg relations (2) and by the rule that a web not satisfying the constraints (74) on any cut crossing the rectangle from left to right is set to zero. We call the quotient a space of *magnetised webs* of (magnetic) charge $\mathbf{m} = n_1 \mathbf{w}_1 + n_2 \mathbf{w}_2$.¹⁰ For instance, the following web is a magnetised web of charge $\mathbf{w}_1 + \mathbf{w}_2$:



We conclude that the graphs appearing in $\mathcal{K}^{\mathbf{m}}$ are non-zero elements in the space of magnetised webs of charge \mathbf{m} with the property that their oriented edges are arranged in the same order at the top and bottom boundaries (since the same magnetic defect is used as initial and final state).

We next describe how to compute the weight $w^{\mathbf{m}}(c)$ for a given element $c \in \mathcal{K}^{\mathbf{m}}$, without making reference to colourings. The bond and vertex fugacity part is obvious, so we omit this part of the weight from the following argument. We can reduce a magnetised web to a linear combination of magnetised webs containing strictly less edges by applying the set of relations (2). Remark that the use of the square rule (2c) can result in a linear combination containing a web that is not magnetised, which is then set to zero. Hence, we can also think of this reduction as using an extension of the set of rules (2) by

(76)

where the right-hand sides are assumed to form parts of magnetised webs. A web resulting from the application of these rules that has a minimal number of edges is called *irreducible*.

By [15, Thm. 6.1], the space of magnetised webs of charge \mathbf{m} for *any* choice of orderings of the bond orientations in the initial and final states has the same dimension as the space $\text{Inv}(V_{\mathbf{m}} \otimes V_{\mathbf{m}}^*)$ of $U_{-q}(\mathfrak{sl}_3)$ invariants, where $V_{\mathbf{m}}$ denotes the irreducible representation of highest weight \mathbf{m} . This latter space is one-dimensional.¹¹ Therefore, there exists an irreducible magnetised web c_0 corresponding to a given pair of initial and final states of charge \mathbf{m} generating the whole space of magnetised webs. In particular, in the case of $\mathcal{K}^{\mathbf{m}}$, one can choose c_0 as the web without vertices, i.e., the one where a collection of $n_1 + n_2$ disjoint edges (through-lines) connect the bottom boundary to the top boundary.

As we have seen, the space of magnetised webs is one-dimensional, thus any magnetised web is proportional to the irreducible web c_0 with a given proportionality factor. We define the *magnetised Kuperberg*

¹⁰In the terminology introduced by Kuperberg, this quotient is called a *clashed web space* [15].

¹¹The argument uses duality and Schur's lemma: by definition we have $\text{Inv}(V_{\mathbf{m}} \otimes V_{\mathbf{m}}^*) = \text{Hom}_U(\mathbb{C}, V_{\mathbf{m}} \otimes V_{\mathbf{m}}^*)$, where $U = U_{-q}(\mathfrak{sl}_3)$, and the latter space is isomorphic to $\text{Hom}_U(V_{\mathbf{m}}, V_{\mathbf{m}})$, by the duality *ev/coev* maps, and by Schur's lemma it is one-dimensional.

weight $w_K^{\mathbf{m}}(c)$ of a magnetised web c to be this proportionality factor. Or, equivalently, the irreducible web c_0 is weighted by 1, and this weighting extends linearly to any magnetised web.

We are now equipped to demonstrate that the product of $w_K^{\mathbf{m}}(c)$ and local fugacities for bonds and vertices is equal to $w^{\mathbf{m}}(c)$ from (72). Consider a configuration $c \in \mathcal{K}^{\mathbf{m}}$ of charge $\mathbf{m} = n_1 \mathbf{w}_1 + n_2 \mathbf{w}_2$. As was shown in Section 2.2, if a loop, a digon or square is present, summing over the weights of the three-colourings is equivalent to applying the rules (2) as long as there is no constraint on the colouring. In fact, only the square rule is sensitive to the colouring constraint. Indeed, a loop is disconnected from the boundary and all its colourings are therefore admissible; moreover, in the case (15) of the digon, even if the colours of the external edges are constrained, the admissible colourings of its internal edges always recover the original digon rule. For the case (16) of a square with external edges of the same colour, both diagrams on the right-hand side have zero weight on any cut, so they do not break the constraint (74). On the contrary, for the case (17) of a square with external edges of two different colours, only one diagram of the right-hand side of (2c) contributes. This happens exactly when decomposing the square would produce a web that breaks the constraint (74). We have thus shown that summing over all possible three-colourings is equivalent to the use of the additional rule (76).

We conclude that by summing over three-colourings of an open web, the local weights (13)–(14) recover the magnetised Kuperberg weight.

Remark 2 *The use of the additional rule (76) does not occur if $(n_1, n_2) = (1, 0)$ or $(n_1, n_2) = (0, 1)$ as in the former case (the latter being similar) we have*

$$\begin{aligned} 2 &\leq 2p_1 + p_2, & \text{with } 2 &\equiv 2p_1 + p_2 \pmod{3}, \\ 1 &\leq p_1 + 2p_2, & \text{with } 1 &\equiv p_1 + 2p_2 \pmod{3} \end{aligned} \quad (77)$$

on any cut. The use of the square rule on a given cut crossing (p_1, p_2) edges implies $p_1 > 0$ and $p_2 > 0$. This implies

$$\begin{aligned} 5 &\leq 2p_1 + p_2, & \text{with } 2 &\equiv 2p_1 + p_2 \pmod{3}, \\ 4 &\leq p_1 + 2p_2, & \text{with } 1 &\equiv p_1 + 2p_2 \pmod{3}. \end{aligned} \quad (78)$$

Hence, a web resulting from the use of the square rule having $(p_1 - 1, p_2 - 1)$ edges crossing the cut still satisfies (77). Indeed, we have

$$\begin{aligned} 2 &\leq 2(p_1 - 1) + (p_2 - 1), & \text{with } 2 &\equiv 2(p_1 - 1) + (p_2 - 1) \pmod{3}, \\ 1 &\leq (p_1 - 1) + 2(p_2 - 1), & \text{with } 1 &\equiv (p_1 - 1) + 2(p_2 - 1) \pmod{3}. \end{aligned} \quad (79)$$

In other cases, there are in general webs such that the rule (76) has to be used in order to weight them.

We end this section by stressing that the partition functions defined above differ fundamentally from the defect partition functions defined in our first paper [13] by their geometrical constraints (74).

4.2 The cylinder geometry

4.2.1 Magnetic defects

The discussion on magnetic defects in the strip geometry mostly applies to the cylinder case as well. The main difference is that it is not sufficient anymore to consider only dominant weights as magnetic charges. Indeed the evolution operators, such as the row-to-row transfer matrix, are no longer symmetric under the full quantum group. Yet, the symmetry with respect to the Cartan subalgebra still holds. This means that we can again define sectors for a given magnetic charge but it can be any weight of \mathcal{R}_2^* in the loop model case and any weight of \mathcal{R}_3^* in the Kuperberg web model case. In general, two charges present in the same representation will describe inequivalent sectors. This can be seen by looking at the weight which a magnetic defect $|\mathbf{m}\rangle$ picks up when winding around the cylinder in the Kuperberg web model:

$$q^{2(\rho, \mathbf{m})}. \quad (80)$$

Then consider, for example, the first fundamental representation V_1 of $U_{-q}(\mathfrak{sl}_3)$. It contains three weight vectors of weights

$$\mathbf{h}_1 = \mathbf{w}_1, \quad (81a)$$

$$\mathbf{h}_2 = \mathbf{w}_2 - \mathbf{w}_1, \quad (81b)$$

$$\mathbf{h}_3 = -\mathbf{w}_2. \quad (81c)$$

These weights do not lead to the same winding phases: we have $(\boldsymbol{\rho}, \mathbf{h}_1) = 1$, whilst $(\boldsymbol{\rho}, \mathbf{h}_2) = 0$ and $(\boldsymbol{\rho}, \mathbf{h}_3) = -1$.

We define a magnetic defect state in the loop model the same way as in the strip geometry, see (61). The partition function modified by the presence of this magnetic defect is then given by

$$Z_{\text{loop}}^{\mathbf{0}, \mathbf{m}} = \langle \mathbf{m} | T_{\text{loop}}^M | \mathbf{m} \rangle, \quad (82)$$

where T_{loop} is defined in (21).

Consider now the Kuperberg web model. Let $\mathbf{m} \in \mathcal{R}_3^*$ and denote by $d(\mathbf{m}) = n_1 \mathbf{w}_1 + n_2 \mathbf{w}_2$ the unique dominant weight in the Weyl orbit of \mathbf{m} . As in the strip geometry, we define a magnetic defect state $|\mathbf{m}\rangle$ of charge \mathbf{m} to be a pure tensor state of weight \mathbf{m} , such that two sites labelled by $2i$ and $2i + 1$ cannot be occupied simultaneously, and such that there are exactly $n_1 + n_2$ occupied sites. There are necessarily n_1 sites occupied by equally coloured upward arrows, and n_2 sites occupied by equally coloured downward arrows, with the two colours being different. In fact, the only difference with the strip geometry resides in the possible colours of the occupied sites in $|\mathbf{m}\rangle$. For instance, the following is a magnetic defect:

$$|\mathbf{m}\rangle = (|\uparrow\rangle \otimes | \rangle)^{\otimes n_1} \otimes (|\downarrow\rangle \otimes | \rangle)^{\otimes n_2} \otimes | \rangle^{\otimes 2L - 2n_1 - 2n_2}, \quad (83)$$

where arrows are coloured in some way that depends on the Weyl chamber to which \mathbf{m} belongs. There are six different choices of pairs of colours corresponding to the six Weyl chambers of \mathfrak{sl}_3 . As the state $|d(\mathbf{m})\rangle$ is highest-weight, using our standard convention we write

$$|d(\mathbf{m})\rangle = (|\uparrow\rangle \otimes | \rangle)^{\otimes n_1} \otimes (|\downarrow\rangle \otimes | \rangle)^{\otimes n_2} \otimes | \rangle^{\otimes 2L - 2n_1 - 2n_2}. \quad (84)$$

Denote by s_1 (respectively s_2) the Weyl reflection with respect to the hyperplane orthogonal to $\boldsymbol{\alpha}_1$ (respectively $\boldsymbol{\alpha}_2$). Let w be an element of the Weyl group mapping $d(\mathbf{m})$ to \mathbf{m} ; it can be written as a product of the generators s_1 and s_2 . Applying s_1 corresponds to swapping red and blue, whereas applying s_2 corresponds to swapping blue and green. This procedure determines the choice of colours in (83). For instance, we have that $d(\mathbf{h}_2) = \mathbf{w}_1$ and $\mathbf{h}_2 = s_1(\mathbf{w}_1)$, so

$$|\mathbf{w}_1\rangle = (|\uparrow\rangle \otimes | \rangle) \otimes | \rangle^{\otimes 2L - 2} \quad (85)$$

gives

$$|\mathbf{h}_2\rangle = (|\uparrow\rangle \otimes | \rangle) \otimes | \rangle^{\otimes 2L - 2}. \quad (86)$$

The partition function modified by the insertion of the magnetic defect is then

$$Z_K^{\mathbf{0}, \mathbf{m}} = \langle \mathbf{m} | T_K^M | \mathbf{m} \rangle, \quad (87)$$

where T_K is defined in (49).

4.2.2 Electric charges

We define *electric charges* as vectors in the space \mathbb{C}^k generated by the basis of fundamental weights, where $k = 1$ in the loop case and $k = 2$ in the Kuperberg web case. The seam line operators in (26) are

$$S_{\text{loop}} = q^{2H_\rho} = e^{2i\gamma(\boldsymbol{\rho}, \mathbf{w}_1)H_1}, \quad (88)$$

with $q = e^{i\gamma}$. For any $\mathbf{e} \in \mathbb{C}$, define also the generalised seam line operators

$$S_{\text{loop}}^{\mathbf{e}} = e^{-2i\pi(\mathbf{e} - \mathbf{e}_0, \mathbf{w}_1)H_1}, \quad (89)$$

where $\mathbf{e}_0 = \frac{\gamma}{\pi} \boldsymbol{\rho}$. Then S_{loop} is recovered for $\mathbf{e} = \mathbf{0}$.

If we define the row-to-row transfer matrix with (89) instead of (26), we obtain

$$T_{\text{loop}}^{\mathbf{e}} = \left(\prod_{k=0}^{L-1} t_{2k+1}^{\text{loop}} \right) \left(\prod_{k=1}^{L-1} t_{2k}^{\text{loop}} \right) S_{\text{loop}}^{\mathbf{e}} t_{2L}^{\text{loop}} (S_{\text{loop}}^{\mathbf{e}})^{-1}. \quad (90)$$

The modified partition function then reads

$$Z_{\text{loop}}^{\mathbf{e}, \mathbf{0}} = \langle (T_{\text{loop}}^{\mathbf{e}})^M \rangle. \quad (91)$$

It is standard usage in the Coulomb Gas context to refer to this modified partition function by saying that a pair of opposite electric charges $\mathbf{e} - \mathbf{e}_0$ and $-\mathbf{e} + \mathbf{e}_0$ have been inserted, one at the top of the cylinder, the other at the bottom. When $\mathbf{e} = 0$, we say that we are in presence of *background (electric) charges* \mathbf{e}_0 and $-\mathbf{e}_0$.

The case of the Kuperberg web model is analogous. We define a modified seam line operator

$$S_{\text{K}}^{\mathbf{e}} = e^{-2i\pi[(\mathbf{e}-\mathbf{e}_0, \mathbf{w}_1)H_1 + (\mathbf{e}-\mathbf{e}_0, \mathbf{w}_2)H_2]}. \quad (92)$$

The transfer matrix is then given by

$$T_{\text{K}}^{\mathbf{e}} = \left(\prod_{k=0}^{L-1} t_{2k+1}^{\text{K}} \right) \left(\prod_{k=1}^{L-1} t_{2k}^{\text{K}} \right) S_{\text{K}}^{\mathbf{e}} t_{2L}^{\text{K}} (S_{\text{K}}^{\mathbf{e}})^{-1}, \quad (93)$$

leading to the partition function

$$Z_{\text{K}}^{\mathbf{e}, \mathbf{0}} = \langle (T_{\text{K}}^{\mathbf{e}})^M \rangle. \quad (94)$$

Finally, in both the loop model and Kuperberg web model, one can combine magnetic defects and electric charges to define modified partition functions

$$Z_{\text{loop}}^{\mathbf{e}, \mathbf{m}} = \langle \mathbf{m} | (T_{\text{loop}}^{\mathbf{e}})^M | \mathbf{m} \rangle, \quad (95a)$$

$$Z_{\text{K}}^{\mathbf{e}, \mathbf{m}} = \langle \mathbf{m} | (T_{\text{K}}^{\mathbf{e}})^M | \mathbf{m} \rangle. \quad (95b)$$

As in the strip geometry, we can rewrite these partition functions in terms of a sum over trajectories of transition amplitudes. For the loop case, denote again by $\mathcal{L}_{\text{col}}^{\mathbf{m}}$ the set of oriented subgraphs of \mathbb{H} whose connected components are either coloured loops (cf. Remark 1) or coloured lines, such that loops cannot touch the bottom and top boundaries, whereas lines touch the bottom and top boundaries only at their end points corresponding to the occupied sites in $|\mathbf{m}\rangle$. We stress that, although we have used the same notation as for the strip geometry, the elements of $\mathcal{L}_{\text{col}}^{\mathbf{m}}$ are now embedded in the cylinder. We then have

$$Z_{\text{loop}}^{\mathbf{e}, \mathbf{m}} = \sum_{c \in \mathcal{L}_{\text{col}}^{\mathbf{m}}} w_{\text{col}}^{\mathbf{e}, \mathbf{m}}(c). \quad (96)$$

The weight $w_{\text{col}}^{\mathbf{e}, \mathbf{m}}(c)$ is given by the local weights (7) as well as modified weights for crossing the seam line:

$$= e^{-2i\pi(\mathbf{e}-\mathbf{e}_0, \mathbf{w}_1)}, \quad = e^{2i\pi(\mathbf{e}-\mathbf{e}_0, \mathbf{w}_1)}, \quad = 1. \quad (97)$$

In the Kuperberg case, analogously to the strip geometry, define *an open Kuperberg web on a cylinder* to be a planar oriented bipartite graph with trivalent and univalent vertices such that the univalent vertices are only at the top and bottom boundaries of the cylinder. Assume c is an open web on a cylinder with $2(n_1 + n_2)$ univalent vertices such that the following holds for both bottom and top boundaries: c has n_1 (respectively n_2) upward (respectively downward) oriented edges incident on the univalent vertices. A *three-colouring* of

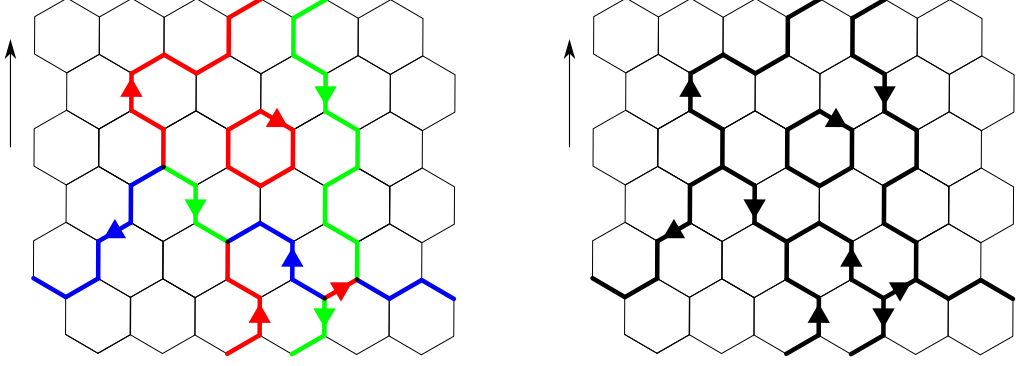


Figure 9: Left panel: A configuration of $\mathcal{K}_{\text{col}}^m$ for $m = w_1 + w_2$ in the cylinder geometry. Right panel: A configuration of \mathcal{K}^m obtained from the left one by forgetting colours.

such an open web c is a map from the edges of c into the set $\{\text{red, blue, green}\}$, such that all three colours are present around any trivalent vertex, and such that at every boundary side all the upward oriented edges are of a colour \mathbf{c}_1 while the downward oriented ones are of a colour \mathbf{c}_2 such that $\mathbf{c}_1 \neq \mathbf{c}_2$.

Denote by $\mathcal{K}_{\text{col}}^m$, the set of subgraphs of \mathbb{H} whose connected components are either open or closed coloured webs on a cylinder, such that webs cannot touch the bottom and top boundaries, except for open webs that touch the bottom and top boundaries at their end points corresponding to the occupied sites in $|\mathbf{m}\rangle$, and with the inherited colours¹². We again use the same notation as in the strip geometry case, although it is clear that the two sets are different. We then have that

$$Z_{\text{K}}^{e,m} = \sum_{c \in \mathcal{K}_{\text{col}}^m} w_{\text{col}}^{e,m}(c). \quad (98)$$

An example of configuration is given in Figure 9. The weight of a coloured configuration $w_{\text{col}}^{e,m}(c)$ is given by the local weights (9) and the modified weights for crossing the seam line

$$\begin{aligned}
& \begin{array}{c} \uparrow \\ \text{red} \\ \downarrow \end{array} = e^{-2i\pi(e-e_0, \mathbf{h}_1)}, & \begin{array}{c} \uparrow \\ \text{blue} \\ \downarrow \end{array} = e^{-2i\pi(e-e_0, \mathbf{h}_2)}, & \begin{array}{c} \uparrow \\ \text{green} \\ \downarrow \end{array} = e^{-2i\pi(e-e_0, \mathbf{h}_3)}, \\
& \begin{array}{c} \downarrow \\ \text{red} \\ \uparrow \end{array} = e^{2i\pi(e-e_0, \mathbf{h}_1)}, & \begin{array}{c} \downarrow \\ \text{blue} \\ \uparrow \end{array} = e^{2i\pi(e-e_0, \mathbf{h}_2)}, & \begin{array}{c} \downarrow \\ \text{green} \\ \uparrow \end{array} = e^{2i\pi(e-e_0, \mathbf{h}_3)}, \\
& \begin{array}{c} \uparrow \\ \text{dashed} \\ \downarrow \end{array} = 1,
\end{aligned} \quad (99)$$

where we have used the weight vectors (81).

4.2.3 Geometrical interpretation

We now give a geometrical interpretation of electromagnetic partition functions. We begin with the known results for the $O(N)$ loop model. Recall the expression (96) for $Z_{\text{loop}}^{e,m}$, obtained by summing the weight $w_{\text{col}}^{e,m}$

¹²See the discussion below (83).

over the configurations $\mathcal{L}_{\text{col}}^{\mathbf{m}}$. When no magnetic defect is present, $\mathcal{L}_{\text{col}}^{\mathbf{0}}$ is the set of all possible unoriented loop configurations in \mathbb{H} . The weight of a configuration is given by the product of bond fugacities and loop weights. The weight of a contractible loop is clearly $q + q^{-1}$. On the other hand, the insertion of a pair of opposite electric charges $\pm(\mathbf{e} - \mathbf{e}_0)$ assigns a different weight

$$e^{2i\pi(\mathbf{e}_0 - \mathbf{e}, \mathbf{w}_1)} + e^{-2i\pi(\mathbf{e}_0 - \mathbf{e}, \mathbf{w}_1)} = [2]_t \quad (100)$$

to non-contractible loops. We have here parameterised $\mathbf{e}_0 - \mathbf{e} = \frac{\mu}{\pi} \boldsymbol{\rho}$ and $t = e^{i\mu}$.

Consider now the insertion of a magnetic defect of charge $\mathbf{m} = n\mathbf{w}_1$, with $n \neq 0$. In the cylinder geometry, define a *cut* to be a circle embedded in the cylinder and avoiding nodes of \mathbb{H} such that its projection onto the horizontal circle generating the cylinder is bijective (no overhangs). As in the strip geometry, the insertion of magnetic defects implies a constraint on the number p of bonds present on any given cut. Any representation containing a weight \mathbf{m} contains the unique dominant weight in the Weyl orbit of the latter, $|n|\mathbf{w}_1$. Hence we must have that $|n|\mathbf{w}_1$ is lower than $p\mathbf{w}_1$. In other words,

$$|n| \leq p, \quad \text{with } n \equiv p \pmod{2}. \quad (101)$$

It follows that a line connected to the cylinder boundaries must connect the bottom and top boundaries. We can then say that $|n|$ through-lines propagate along the cylinder.

When $n \neq 0$, the presence of through-lines forbid non-contractible loops. Contractible loops are still weighted by $q + q^{-1}$. Moreover, each through-line acquires an additional weight

$$e^{2i\pi(\mathbf{e}_0 - \mathbf{e}, \mathbf{w}_1)} \quad (102a)$$

when it winds around the periodic boundary condition from left to right (respectively right to left) if $n > 0$ (respectively $n < 0$); and a weight

$$e^{-2i\pi(\mathbf{e}_0 - \mathbf{e}, \mathbf{w}_1)} \quad (102b)$$

when it winds from right to left (respectively left to right) if $n > 0$ (respectively $n < 0$).

A special class of operators, known as *watermelon operators*, see e.g. [10], are obtained if one suppresses the background charge by the additional electric charge, i.e., setting $\mathbf{e} = \mathbf{e}_0$. We then get a geometrical defect where through-lines do not get any additional weight when they wind around the cylinder. These operators have been useful in predicting, for instance, the fractal dimension of percolation hulls [42].

Let us now discuss the Kuperberg web model. Denote by $\mathcal{K}^{\mathbf{m}}$ the set of webs embedded in \mathbb{H} obtained from elements of $\mathcal{K}_{\text{col}}^{\mathbf{m}}$ by forgetting their colours. See Figure 9 for an example. Let c be a configuration in $\mathcal{K}^{\mathbf{m}}$. The different configurations c_i in $\mathcal{K}_{\text{col}}^{\mathbf{m}}$ that give the open web c , once one forgets their colourings, are exactly the three-colourings of c whose edges touching the boundary are coloured according to \mathbf{m} . By summing their weight, we obtain

$$Z_{\text{K}}^{\mathbf{e}, \mathbf{m}} = \sum_{c \in \mathcal{K}^{\mathbf{m}}} w^{\mathbf{e}, \mathbf{m}}(c), \quad (103)$$

where we defined

$$w^{\mathbf{e}, \mathbf{m}}(c) = \sum_i w_{\text{col}}^{\mathbf{e}, \mathbf{m}}(c_i). \quad (104)$$

Remark that, as in the strip geometry, a magnetic defect of charge \mathbf{m} implies a constraint on the geometry of webs. We write the corresponding dominant weight as $d(\mathbf{m}) = n_1\mathbf{w}_1 + n_2\mathbf{w}_2$. If we denote again by p_1 (respectively p_2), the number of bonds pointing upward (respectively downward) on a given cut, we must have the constraint (73) applied to the dominant weight:

$$d(\mathbf{m}) \preceq p_1\mathbf{w}_1 + p_2\mathbf{w}_2 \quad (105)$$

This is again due to the Cartan subalgebra symmetry which implies that \mathbf{m} , hence $d(\mathbf{m})$, must be among the weights of the tensor product representation with p_1 factors V_1 and p_2 factors V_2 that are present on the

given cut. Any magnetic defect configuration $c \in \mathcal{K}^{\mathbf{m}}$ of charge \mathbf{m} satisfies the above constraint on any cut.

The weight $w^{e,\mathbf{m}}(c)$ is a product of local fugacities as well as a part given by (13)-(14) and (99). We now discuss this part of the weight that we name the *electromagnetic Kuperberg weight* (or Kuperberg weight for short) $w_K^{e,\mathbf{m}}(c)$ of a web c .

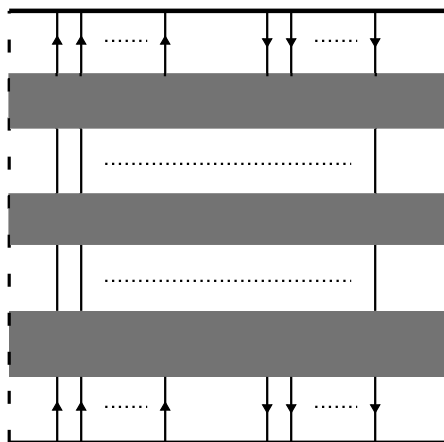
Firstly, we can ask what is the Kuperberg weight of non-contractible webs when no magnetic defect is present. For simplicity, consider the case of a single non-contractible loop separating the pair of charges $e - e_0$ and $-e + e_0$. It will be weighted by

$$e^{2i\pi(e_0 - e, \mathbf{h}_1)} + e^{2i\pi(e_0 - e, \mathbf{h}_2)} + e^{2i\pi(e_0 - e, \mathbf{h}_3)}, \quad (106)$$

as it gets a contribution from a red, a blue and a green edge, all oriented the same way crossing the seam line, corresponding to the three weights (81) of the fundamental representation. For a charge parallel to the Weyl vector, $e_0 - e = \frac{\mu}{\pi}\rho$, this gives $[3]_t$ with the parametrisation $t = e^{i\mu}$.

One can show [15] that any connected component of a planar web that is not simply a loop contains a face that is either a digon or a square. In the absence of any electric charges, the strategy to obtain its weight is then to apply the second and third rules of (2) to reduce the connected component, until a loop is obtained, which can finally be replaced by its respective weight from (2a). But for the system modified by a pair of electric charges, we must be more careful. The cylinder geometry can be represented as an annulus, so the web is still a planar graph. However, we cannot immediately apply the reductions of the second and third rules of (2) in case the corresponding face is the internal or external face of the annulus, the ones where the electric charges are situated. Fortunately one can show that if a connected closed web is not a loop, it contains a face *different* from the internal or external ones that is either a digon or a square.¹³ So the reduction to a loop is still possible. This loop is finally replaced by the weight $[3]_q$ if it is contractible (i.e., homotopic to a point), or by the weight (106) if it is non-contractible (i.e., it wraps around the cylinder).

We next discuss the electromagnetic Kuperberg weight of open webs in the presence of a defect with charges e and $\mathbf{m} \neq \mathbf{0}$. As in the strip geometry, we can obtain the Kuperberg weight of a given web by reducing it thanks to the rules (2) and (76). We then obtain a linear combination of webs that are irreducible, i.e., that do not contain loops, digons or squares. The Kuperberg weight of the original web is then obtained by weighting the irreducible webs. We will thus focus on such webs by characterising them in terms of elementary blocks and giving the Kuperberg weight of each block. Let $d(\mathbf{m}) = n_1\mathbf{w}_1 + n_2\mathbf{w}_2$, and consider an irreducible open web c . It is clear that c is connected and connects the bottom and top boundary. On the cylinder we can always decompose c into a number j of cylindrical blocks, shown here as grey ribbons



¹³Proof: A connected web that is not a loop always contains at least 3 faces surrounded by 4 or less vertices. Indeed, suppose this is not the case for a given web c satisfying the precedent conditions. Denote by F , E and V , the number of faces, edges and vertices of c . By the hand-shake lemma, one has $2E = 3V$. The graph being also planar, the Euler relation gives $F - E + V = F - \frac{1}{2}V = 2$. Because at least $F - 2$ faces are surrounded by 6 or more vertices, one has $3V \geq 6(F - 2) + R$, where R is the number of vertices surrounding the two other faces. One has $R \geq 4$ implying $3V \geq 6(F - 2) + 4 = 6F - 8$. This gives $8 \geq 6(F - \frac{1}{2}V) = 12$, a contradiction.

for the case $j = 3$. Blocks are connected to each other and to the top and bottom boundary by n_1 upward oriented edges and n_2 downward oriented edges, ordered arbitrarily, except for the top-most and bottom-most edges which must follow the order imposed by $|\mathbf{m}\rangle$. Hence, each block is separated from the others by a minimal cut. Of course, such a block decomposition is not unique, however, the overall weight (as we describe below) does not depend on a choice of decomposition.

We now define three classes of blocks and give their contribution to the Kuperberg weight of the whole web. Firstly, a block of type A is constituted by an edge winding once around the cylinder. This gives a weight that depends on the electric charge and the colour and orientation of the edge¹⁴. This weight is

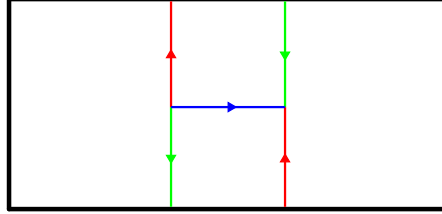
$$e^{2i\pi(\mathbf{e}_0 - \mathbf{e}, \mathbf{w})} \quad (107a)$$

for a coloured edge carrying a weight \mathbf{w} winding from left to right (this weight is one of the weights from the fundamental or its dual representation of $U_{-q}(\mathfrak{sl}_3)$, depending on the orientation of the edge) and

$$e^{-2i\pi(\mathbf{e}_0 - \mathbf{e}, \mathbf{w})} \quad (107b)$$

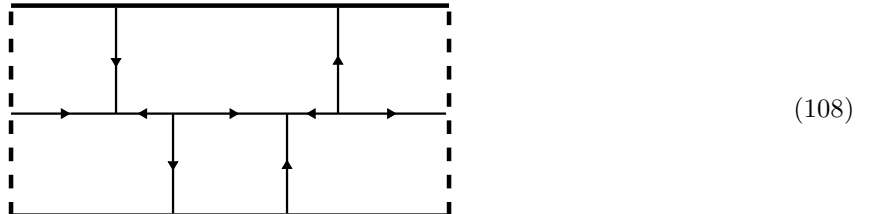
for an edge winding from right to left.

The second class of blocks, called type B, is constituted by webs that do not wrap or wind around the cylinder. That is, webs that can be bounded by a rectangle. In Section 4.1.2, we have seen that the space of such magnetised webs of charge \mathbf{m} bounded by a rectangle is of dimension 1.¹⁵ We will call *H-web* any web comprised of a number of vertical strands oriented in some way, to the left and to the right of the H-shaped web (75), or this H-shaped web with its arrows reversed. It is clear that an H-web is irreducible. In fact, it is shown in Appendix B.1 that for any choice of orientations of edges incident on univalent vertices of a magnetised web in a rectangle, there exists an irreducible one that is a concatenation of H-webs¹⁶. One can see that such a web admits a unique colouring (recall our definition of three-colourings). Indeed, the colours of the top-most and bottom-most edges of any H-shaped web are fixed by the Weyl chamber of the charge \mathbf{m} . For instance, for a charge in the fundamental Weyl chamber, one obtains H-shaped webs coloured as



or a vertical reflection thereof. By (14), the contributions of the two vertices of a given H-shaped web compensate to give a weight 1. Hence, the weight of a block of type B is 1.

The third class of blocks, of type C, is constituted by webs that wrap around the cylinder the following way. A block of type C is made of $n_1 + n_2$ edges connected to the bottom boundary of the block and $n_1 + n_2$ edges connected to the top boundary of the block such that all of these edges are connected to a wrapping cycle of edges that we denote by \mathcal{L} . Here is an example with $n_1 + n_2 = 2$:



¹⁴Note that, on any minimal cut, the colour of an edge is fixed by the choice of magnetic charge in the same way it is fixed for edges connected to the top and bottom boundaries, however the ordering of orientations might be different for the middle blocks.

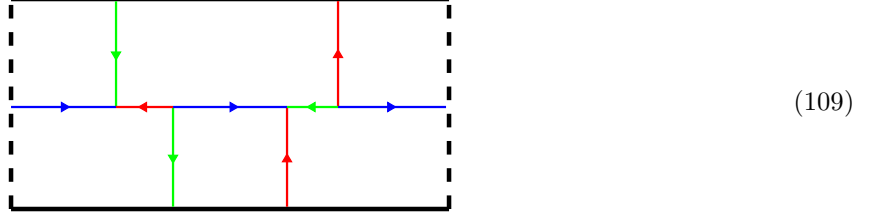
¹⁵In the cylindrical case the colours of arrows of the magnetic defect state might be different from those of the strip geometry case but only the orientations matter for the argument.

¹⁶Or, of course, the trivial web consisting of only vertical edges if the two ordered sequences of orientations in the top and bottom boundaries are the same.

In this example, the cycle \mathcal{L} is made of 4 edges. We note that the situation here has no analogue in the loop models where the non-zero defect sectors have no wrapping structures.

In Appendix B.2, we show that given a colour for the upward oriented edges connected to the boundaries and a different one for the downward oriented ones, there are 2 possible colourings for the cycle \mathcal{L} when $n_1 = 0$ or $n_2 = 0$, and only 1 possible colouring for \mathcal{L} otherwise. The sum over the possible colourings of the weights of the coloured webs gives the contribution of the type C block to the Kuperberg weight of the whole open web.

In more details, consider the case when both n_1 and n_2 are non-zero and there is only one colouring. For instance:



One can see that the set of vertices can be partitioned into pairs, such that the weights of the two vertices of a given pair compensate each other (using (14)). Thus, the weight of the web solely depends on the colour and orientation of the edge crossing the seam line. This weight is

$$e^{2i\pi(e_0 - e, \mathbf{w})} \quad (110a)$$

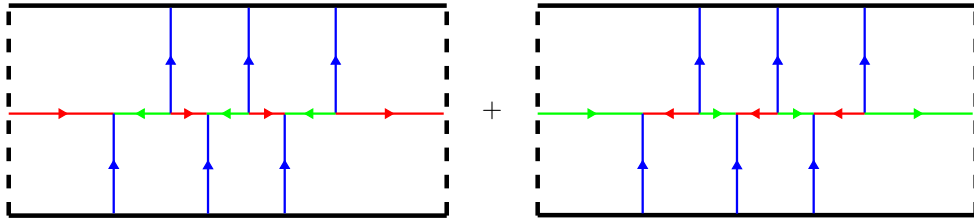
for a coloured edge carrying a weight \mathbf{w} going from left to right and

$$e^{-2i\pi(e_0 - e, \mathbf{w})} \quad (110b)$$

for an edge going from right to left. In our example, it is given by

$$e^{2i\pi(e_0 - e, \mathbf{h}_2)}. \quad (111)$$

When $n_2 = 0$, the case of $n_1 = 0$ being similar, there are two possible colourings for the edges constituting \mathcal{L} and the weight is the sum of these two contributions. For instance:



Again, one can see that vertices come in pairs that compensate. Hence the weight is again given by the edge crossing the seam line. This edge crosses the seam line in the same direction in both cases and it is coloured with the two colours that are different from the unique colour of the top-most and bottom-most edges. When these are blue, as in our example, the non-contractible cycle of edges contributes to the Kuperberg weight by a factor

$$e^{2i\pi(e_0 - e, \mathbf{h}_1)} + e^{2i\pi(e_0 - e, \mathbf{h}_3)}. \quad (112)$$

It is not hard to see what is the weight for other colours of bottom-most and top-most edges.

In Appendix B.3, we show that any irreducible web is a concatenation of blocks of type A, B and C.

We now examine the set of open webs which do not get any non-trivial weight when one of the bottom-most or top-most edges are winding around the cylinder. This constitutes the analogue of watermelon operators present in the loop model. There are two ways to get a trivial weight when an edge winds around the cylinder. Either, we tune the electric charge to get a vanishing total charge as in the loop model, i.e.,

we set $\mathbf{e} = \mathbf{e}_0$. In this case, we see that wrapping webs get a weight 1 (respectively 2) for each type C block when both n_1 and n_2 are non-zero (respectively $n_1 = 0$ or $n_2 = 0$). Or we can consider defects coloured by a weight orthogonal to the electric charge. For instance, consider a total electric charge $\mathbf{e}_0 - \mathbf{e} = \frac{\mu}{2\pi}\boldsymbol{\rho}$ parallel to the Weyl vector. Then, magnetic defects of charge $n\mathbf{h}_2$, with $n \neq 0$, suit the condition because $(\boldsymbol{\rho}, \mathbf{h}_2) = 0$. In this case, by (112) a type C block then has a weight

$$n_{\mathbf{e}} = e^{2i\pi(\mathbf{e}_0 - \mathbf{e}, \mathbf{h}_1)} + e^{2i\pi(\mathbf{e}_0 - \mathbf{e}, \mathbf{h}_3)} = [2]_t, \quad (113)$$

where $t = e^{i\mu}$.

5 Geometrical defects in \mathbb{Z}_3 spin models

In [13], we formulated an equivalence between a \mathbb{Z}_3 symmetric spin model on the triangular lattice dual to \mathbb{H} and the Kuperberg web model at the special point

$$q = e^{i\frac{\pi}{4}}, \quad (114a)$$

$$y = z = 2^{-\frac{1}{4}}. \quad (114b)$$

At this point, the topological weight of any configuration was shown to be 1 and the Kuperberg web model partition function is then simply

$$Z_K = \sum_{c \in \mathcal{K}} x_1^{N_1} x_2^{N_2}. \quad (115)$$

This equals, up to an overall factor, the partition function of the \mathbb{Z}_3 spin model written thanks to its low-temperature expansion.

We now exhibit another mapping between (115) and the partition function of a three-state Potts model, this time defined on \mathbb{H} itself. This mapping results from a high-temperature expansion of the latter and is detailed in Section 5.1. The equality of two partition functions of the model defined on dual lattices constitutes an example of duality [43].

In Section 5.2, we consider the possible connections between geometrical defects of the web models and observables of the three-state Potts model in either its low- or high-temperature expansion.

5.1 Relation with a \mathbb{Z}_3 spin model via high-temperature expansion

We now formulate an equivalence with a \mathbb{Z}_3 spin model on the same lattice \mathbb{H} using a high temperature expansion. Consider spins in the set of third roots of unity $\{1, e^{2\pi i/3}, e^{4\pi i/3}\}$. The group $\mathbb{Z}_3 \cong \{1, e^{2\pi i/3}, e^{4\pi i/3}\}$ acts on a given spin by left multiplication. The global symmetry is given by acting the same way on every spin. Denote by $\langle ij \rangle$ a pair of adjacent nodes in \mathbb{H} , such that j is situated higher than i . This is well defined given our convention on the orientation of \mathbb{H} . The model is defined by its nearest-neighbour Boltzmann weights $W(\sigma_i, \sigma_j)$ associated to a pair of spins σ_i and σ_j linked by $(ij) \in \langle ij \rangle$. The most general \mathbb{Z}_3 -symmetric local Boltzmann weight can be written as (up to an overall scalar)

$$W(\sigma_i, \sigma_j) = 1 + x_1 \sigma_i \bar{\sigma}_j + x_2 \bar{\sigma}_i \sigma_j, \quad (116)$$

where the bar denotes complex conjugation. The partition function of the spin model then reads

$$Z_{\text{spin}} = \sum_{\sigma \in \mathcal{S}} \prod_{\langle ij \rangle} W(\sigma_i, \sigma_j) = \sum_{\sigma \in \mathcal{S}} \prod_{\langle ij \rangle} (1 + x_1 \sigma_i \bar{\sigma}_j + x_2 \bar{\sigma}_i \sigma_j), \quad (117)$$

where \mathcal{S} denotes the set of spin configurations.

The high-temperature expansion consists in developing the product $\prod_{\langle ij \rangle} (1 + x_1 \sigma_i \bar{\sigma}_j + x_2 \bar{\sigma}_i \sigma_j)$ and pictorially represent the term associated to a link (ij) . The product of these terms will then be represented by a subgraph G of \mathbb{H} . If the summand 1 is chosen, then the link (ij) is empty, i.e., it is not part of G . If the summand $x_1 \sigma_i \bar{\sigma}_j$ is chosen, then (ij) is part of G and oriented upward. If the summand $x_2 \bar{\sigma}_i \sigma_j$ is chosen, then (ij) is part of G and oriented downward.

When the sum over all spin configurations is done, some subgraphs G give no contribution. Indeed any term associated to a graph G that contains a factor σ_i or $\bar{\sigma}_i$ for a given node i will give 0 when the the sum over σ_i is applied. Hence, one can see that the only surviving graphs are closed Kuperberg webs. We can thus rewrite the partition function as

$$Z_{\text{spin}} = \sum_{G \in \mathcal{K}} x_1^{N_1} x_2^{N_2}, \quad (118)$$

which is exactly (115).

Consider now a general correlation functions in the spin model,

$$\langle \sigma_{i_1}^{k_1} \sigma_{i_2}^{k_2} \dots \sigma_{i_p}^{k_p} \rangle = \frac{1}{Z_{\text{spin}}} \sum_{\sigma \in \mathcal{S}} \left(\sigma_{i_1}^{k_1} \sigma_{i_2}^{k_2} \dots \sigma_{i_p}^{k_p} \right) \prod_{\langle ij \rangle} W(\sigma_i, \sigma_j), \quad (119)$$

where $k_j \in \{1, 2\}$ and i_j denotes a node of \mathbb{H} . Denote the data of spin insertions by $\Gamma = \{(i_j, k_j), j \in [1, p]\}$. The global \mathbb{Z}_3 symmetry ensures that non-zero correlators satisfy

$$\sum_j k_j \equiv 0 \pmod{3}. \quad (120)$$

Doing again the high-temperature expansion, a graph G surviving is an *open* Kuperberg web embedded in \mathbb{H} . Denote by \mathcal{K}_Γ the set of such open webs. The correlation function can then be written as

$$\langle \sigma_{i_1}^{k_1} \sigma_{i_2}^{k_2} \dots \sigma_{i_p}^{k_p} \rangle = \frac{1}{Z_K} \sum_{G \in \mathcal{K}_\Gamma} x_1^{N_1} x_2^{N_2}. \quad (121)$$

Consider in particular the spin two-point function $\langle \sigma_i \bar{\sigma}_j \rangle$, with one operator inserted at a node i situated at the bottom boundary of the cylinder (or the strip), and the other one inserted at a node j situated at the top boundary of the cylinder (or the strip). In terms of webs, the correlation reads

$$\langle \sigma_i \bar{\sigma}_j \rangle = \frac{1}{Z_K} \sum_{G \in \mathcal{K}_\sigma} x_1^{N_1} x_2^{N_2}, \quad (122)$$

where \mathcal{K}_σ denotes the webs present in the high-temperature expansion. Here \mathcal{K}_σ can be partitioned into 2 sets,

$$\mathcal{K}_\sigma = \mathcal{K}_1 \cup \mathcal{K}_2, \quad (123)$$

where \mathcal{K}_1 is the set of open webs with one edge incident on the node i and one edge incident on the node j . \mathcal{K}_2 is the set of open webs with more edges incident on the nodes i or j . Nevertheless, remark that in all cases, on any cut, the edges satisfy the constraint (74) with $n_1 = 1$ and $n_2 = 0$. The correlation functions have the following scaling form

$$\langle \sigma_i \bar{\sigma}_j \rangle \sim e^{-\frac{2\pi M}{\sqrt{3}L}(h_\sigma + \bar{h}_\sigma)} \quad (124a)$$

in the cylinder geometry, and

$$\langle \sigma_i \bar{\sigma}_j \rangle \sim e^{-\frac{\pi M}{2\sqrt{3}L} h_\sigma} \quad (124b)$$

in the strip geometry.

5.2 Relations with geometrical defects of the Kuperberg web model

It is apparent from the last subsection that spin-spin correlators in both the strip and cylinder geometry are related to geometrical defects in the vertex formulation. Indeed, the set \mathcal{K}_1 denotes precisely the set of webs given by the insertion of a geometrical defect of charge \mathbf{m} with $d(\mathbf{m}) = \mathbf{w}_1$. The other set \mathcal{K}_2 is not directly related to a geometrical defect. However since they all satisfy the same geometrical constraint, we expect that they contribute to the same sector in the continuum limit.

In order to relate the spin-spin correlation to a geometrical defect, we must ensure that all the open webs involved in the partition function have a topological weight 1. Recall that the topological weight is given by the product of the Kuperberg weight (14) and the vertices fugacities, y and z .

In the strip geometry, we have seen that when a geometrical defect of charge \mathbf{w}_1 is present, one does not need the additional rule (76). Hence, the trick of [13, Sec 2.2] can be applied to see that all open webs have topological weight 1. Thus, in the strip geometry

$$h_\sigma = h_{\mathbf{w}_1}. \quad (125)$$

Remark also that, in the low-temperature expansion point of view, the same operator can be viewed as a boundary condition changing operator that takes a fixed boundary condition to another.

In the cylinder geometry, consider a geometrical defect of charge \mathbf{h}_2 and an electric charge such that

$$n_e = \sqrt{2}. \quad (126)$$

Again, one does not need the additional rule (76) in this case. Moreover, because on any non-contractible cycle, there are exactly two vertices with fugacities y and z , the weight of such a cycle is $yzn_e = 1$. Then, again by a trick analogous to the one introduced in [13], one can see that all webs are given a topological weight 1. This means that

$$(h_\sigma, \bar{h}_\sigma) = (h_{e, \mathbf{h}_2}, \bar{h}_{e, \mathbf{h}_2}). \quad (127)$$

The following table gives the numerical estimation of $h_{e, \mathbf{h}_2} + \bar{h}_{e, \mathbf{h}_2}$:

| Size L | $h_{e, \mathbf{h}_2} + \bar{h}_{e, \mathbf{h}_2}$ |
|----------|---|
| 5 | 0.134425217550764 |
| 6 | 0.134307263093286 |
| 7 | 0.134209499407688 |
| ∞ | 0.13338 |

The values are obtained thanks to a numerical diagonalisation of the row-to-row transfer matrix for two consecutive sizes, L and $L + 1$. The extrapolation to the thermodynamical limit is obtained by fitting the finite- L values to a second-order polynomial in $1/L$. It matches the exact value $h_\sigma + \bar{h}_\sigma = 2/15 \simeq 0.13333$ rather precisely.

Remark finally that the presence of the modified rule (76) impedes the use of the argument of [13] to give a weight 1 to all open webs for a defect with $(n_1, n_2) \notin \{(1, 0), (0, 1)\}$. Hence the insertion of such a defect will not only constrain the webs present in the configuration space of the modified partition function but also give them a weight that is different from the one they would get in the unconstrained partition function. This seems to prevent us from finding simple geometrical observables in the three-state Potts model related to some connected subsets of interfaces as was studied, for instance, in [44].

6 Geometrical defect in the $q = e^{i\frac{\pi}{3}}$ model

We now discuss another application of the web models, concerning the points of parameter space satisfying

$$q = e^{i\frac{\pi}{3}}. \quad (128)$$

These points are the higher-rank analogues of dense and dilute polymers in the $O(N)$ loop model case. In the case, we have $[2]_q = 1$ and $[3]_q = 0$. This implies that any non-empty web c gets a vanishing Kuperberg weight $w_K(c) = 0$, since, at the very least, one of its components picks up one factor of $[3]_q$ when it has been reduced to a loop by application of (2). The partition function is then equal to 1 as only the empty web configuration contributes. However, a non-trivial model can be obtained by defining the following renormalised partition function

$$Z = \lim_{[3]_q \rightarrow 0} \frac{1}{[3]_q} (Z_K - 1). \quad (129)$$

In this model, only connected webs get a non-trivial weight (we call a web *connected* when it consists of only one connected component). Indeed, the Kuperberg weight of a general web can be computed by using the rules

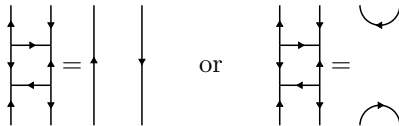


$$(130a)$$



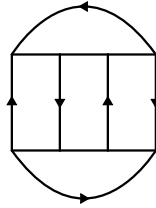
$$(130b)$$

to reduce the web to a collection of loops, giving weight 1 if there is only one loop or 0 if there are more. We can look at the weighting procedure differently. First, digons can be removed whenever they appear without introducing any weight. Secondly, when applying the square rule, if a resulting web has more than one connected component, set it to 0. In this case, we can rephrase it by invoking modified rules

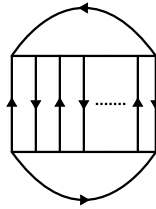


$$(131)$$

where the right-hand sides are assumed to form parts of a one-component web. Observe the similarity with (76), however, the difference here is that we consider only closed webs. From this procedure it is clear that the weight of a connected web is always a positive integer. For instance, the “cube” gets weight 2:



Moreover any positive integer k is the weight of some web. For instance, it can be showed by induction that the following web has weight k :



where the dots represent $k - 3$ pairs of vertical edges with opposite orientation (in addition to the three pairs explicitly drawn).

Consider now the insertion of a defect of magnetic charge $\boldsymbol{\rho} = \boldsymbol{w}_1 + \boldsymbol{w}_2$ (i.e., $n_1 = n_2 = 1$) and a vanishing total electric charge, $\boldsymbol{e}_0 - \boldsymbol{e} = \mathbf{0}$. Here, we define the electromagnetic partition functions as before via (103). This means that if there is a web component disconnected from the defect, the weight of the configuration is 0. In addition, one can see from (74) with $n_1 = n_2 = 1$ that the modified square rules (76) are used exactly when two opposite sides of a square are cut by a minimal cut. This means that they are used whenever the original square rule would produce an open web having two connected components, one connected to the bottom boundary and one to the top boundary. Moreover, there are no non-trivial winding weights when

the total electric charge vanishes, and the weight of a wrapping web (111) is 1 as well. Finally, wrapping webs as in (109) are weighted by 1.

Hence, we can summarise the procedure for computing the Kuperberg weight of an open web in our setting. One can remove any digon or wrapping web, and use the original square rule whenever the resulting webs are connected. Otherwise, one uses the modified square rules (76) and (131). When a web cannot be reduced further by these rules, its weight is 1. Since (76) and (131) apply in the same case, that is, when a web or a defect could produce two connected components by application of the original square rule, we expect the defect considered above to be related to a two-point function indicating whether two points are both on the single connected closed web of the configuration.

More precisely, consider the Kuperberg web model for $q = e^{i\frac{\pi}{3}}$ in the plane geometry. Define the two-point correlation function $\mathcal{O}(a, b)$, with respect to Z in (129), of the indicator function $I(a, b)$ that takes the value 1 whenever the two points a and b are on the same connected web, and 0 otherwise. That is,

$$\mathcal{O}(a, b) = \frac{\lim_{[3]_q \rightarrow 0} \frac{1}{[3]_q} \sum_{c \in \mathcal{K}} \left[I(a, b) x_1^{N_1} x_2^{N_2} (yz)^{N_V} w_K(c) \right]}{Z}, \quad (132)$$

where $w_K(c)$ is defined in Section 2. At criticality, denote by (h, \bar{h}) the lowest conformal weights of the operators involved in the correlation function $\mathcal{O}(a, b)$. By analogy with the loop model case, we expect the transfer matrix (49) to contain information on the continuum limit of the model defined by (129) through the finite size scaling of its eigenvalues. Indeed, observe that the numerically estimated effective central charge in the dense phase is *not* 0 (see the dense phase discussion at $q = e^{i\pi/3}$ in Section 3) as would have been the case for the non-renormalised partition function (3) which is equal to 1.

In the continuum, by mapping conformally the plane to the cylinder, with a and b mapped to the bottom and top of the cylinder, we can look at configurations contributing to the numerator of (132) as connected open webs running along the cylinder. These are exactly the ones considered above and we can conjecture that the conformal weights (h, \bar{h}) are determined by the asymptotic equivalent (in the limit when $M/L \gg 1$) of

$$\frac{Z_K^{e, \rho}}{Z}, \quad \text{with } e = e_0 = \frac{1}{3}\rho. \quad (133)$$

Hence

$$(h, \bar{h}) = (h_{e_0, \rho}, \bar{h}_{e_0, \rho}). \quad (134)$$

We then obtain the fractal dimension D_f of critical webs at the point (128) as the corresponding co-dimension,

$$D_f = 2 - (h_{e_0, \rho} + \bar{h}_{e_0, \rho}). \quad (135)$$

7 Conclusion

We have continued our investigation of lattice models of webs, initiated in [13]. In this paper we have given a local formulation of the Kuperberg A_2 web models in terms of a vertex model. We have shown that the local transfer matrices possess a $U_{-q}(\mathfrak{sl}_3)$ symmetry. Thanks to a numerical diagonalisation of the row-to-row transfer matrices for various sizes, we have been able to explore the phase diagram of the model. For $q = e^{i\gamma}$ with $\gamma \in [0, \pi]$, we have identified two phases of interest where the model exhibits critical behaviour. These two phases are the higher-rank analogues of the so-called dense and dilute phases of the $O(N)$ loop model. In particular, it appears that a straightforward generalisation of the percolation model on the triangular lattice, obtained by considering the domain walls in the infinite-temperature three-state Potts model, is critical and forms part of the dense phase (with $q = e^{i\pi/4}$).

We have then defined electromagnetic partition functions and studied in detail their interpretation in terms of geometrical objects. In particular, we have studied potential applications of electromagnetic partition functions to random geometry. Contrarily to the loop-model case, the insertion of a magnetic defect does not only constrain the geometry of configurations but also modifies the weight of the open web containing the defect, due to the rule (76) additional to the standard Kuperberg rules. This, in general, prevents us

from relating electromagnetic partition function to indicator two-point functions of the web model in the plane (or half-plane). We have however identified some exceptions to this obstacle. In particular, we have been able to conjecture the fractal dimension of critical webs at $q = e^{i\pi/3}$. Unfortunately, we have not been able to reach interesting indicator two-point functions in the context of interfaces of the three-states Potts model, whose interfaces are known to exhibit interesting features that are yet only partially understood analytically [44–46]. It is also not clear whether the higher-rank A_n web models [36] can provide such results for \mathbb{Z}_n spin models, with potential applications to interfaces in the four-state Potts and Ashkin-Teller models [45–47].

Our immediate continuation of the programme initiated in [13] will be to relate the dominant excitations of the electromagnetic partition functions, defined in the present paper, to electromagnetic operators within a Coulomb Gas formulation of the continuum limit of web models [22]. This will provide exact formulae for the central charges of dense and dilute critical points, as well as exact expressions of the conformal weights $h_{\mathbf{e},\mathbf{m}}$ and $\bar{h}_{\mathbf{e},\mathbf{m}}$. The dense phase exhibits central charges equal to those of an integrable fifteen-vertex model [30], closely related to a spin chain with the first fundamental representation of $U_{-q}(\mathfrak{sl}_3)$ living on every site. It thus seems that the dilution and the presence of the second fundamental representation at the dense critical point do not affect the continuum limit. Interestingly, as far as we know, no integrable representatives of the dilute phase exist. We remind that in the loop case, the dense phase is in the same universality class as the XXZ spin chain, whereas the dilute phase is obtained from a spin chain built from the trigonometric $A_2^{(2)}$ R -matrix, whose continuum limit has recently been shown to conceal a few surprises [48, 49]. In the A_2 web model case, it is not obvious what would be a candidate, if it exists, for an integrable representative of the dilute phase.

It is also possible to define a local vertex-model formulation of the higher-rank A_n web models [36]. We then expect an analogous but more complicated phase diagram. Indeed, the A_3 web model has been shown to be equivalent to the Ashkin-Teller model for a certain tuning of the parameter q and vertex fugacities [13]. We expect this to constitute the “dilute” phase of the A_3 web model. In this correspondance, the critical line of the Ashkin-Teller model is swept when tuning a ratio of the bond fugacities corresponding to the different fundamental representation of $U_{-q}(\mathfrak{sl}_4)$. We can then ask whether there exists a “dense” phase containing a whole line of inequivalent critical points as well. The same questions appear in the general case of A_n web models.

We can also wonder whether there exist integrable representatives of these would-be dense and dilute phases. Indeed, it is possible that, even in the dense phase, the presence of all the fundamental representations on each site of an integrable spin chain must be required. To our knowledge, no such case has been studied before.

A Conventions for quantum groups

We recall here a definition of the Hopf algebra $U_q(\mathfrak{sl}_n)$ and its pivotal structure. First, let α_i , $i \in \llbracket 1, n-1 \rrbracket$ be the simple roots of \mathfrak{sl}_n . We normalise them such that $(\alpha_i, \alpha_j) = 2\delta_{ij} - \delta_{i,j+1} - \delta_{i,j-1}$. Denote fundamental weights by \mathbf{w}_j , $j \in \llbracket 1, n-1 \rrbracket$. They satisfy $(\alpha_i, \mathbf{w}_j) = \delta_{ij}$. Then, the $\mathbb{C}(q)$ -algebra $U_q(\mathfrak{sl}_n)$ is generated by E_i , F_i , q^{H_i} for $i \in \llbracket 1, n-1 \rrbracket$ satisfying the following relations:

$$q^{H_i} q^{H_j} = q^{H_j} q^{H_i}, \quad (136a)$$

$$q^{H_j} E_i q^{-H_j} = q^{(\alpha_i, \alpha_j)} E_i, \quad q^{H_j} F_i q^{-H_j} = q^{-(\alpha_i, \alpha_j)} F_i, \quad (136b)$$

$$[E_i, F_j] = \delta_{ij} \frac{q^{H_i} - q^{-H_i}}{q - q^{-1}}, \quad (136c)$$

$$[2]_q E_i E_j E_i = E_i^2 E_j + E_j E_i^2, \quad \text{if } |i - j| = 1, \quad (136d)$$

$$[E_i, E_j] = 0, \quad \text{if } |i - j| > 1, \quad (136e)$$

$$[2]_q F_i F_j F_i = F_i^2 F_j + F_j F_i^2, \quad \text{if } |i - j| = 1, \quad (136f)$$

$$[F_i, F_j] = 0, \quad \text{if } |i - j| > 1. \quad (136g)$$

It is a Hopf algebra with the coproduct

$$\Delta(E_i) = E_i \otimes q^{H_i} + 1 \otimes E_i, \quad \Delta(F_i) = F_i \otimes 1 + q^{-H_i} \otimes F_i, \quad \Delta(q^{H_i}) = q^{H_i} \otimes q^{H_i}, \quad (137)$$

the antipode

$$S(E_i) = -E_i q^{-H_i}, \quad S(F_i) = -q^{H_i} F_i, \quad S(q^{H_i}) = q^{-H_i}, \quad (138)$$

and the counit

$$\epsilon(E_i) = 0, \quad \epsilon(F_i) = 0, \quad \epsilon(q^{H_i}) = 1. \quad (139)$$

In what follows we use the notation $H_{\alpha_i} := H_i$. In particular, for the Weyl vector $\rho = \frac{1}{2} \sum_{i=1}^{n-1} i(n-i)\alpha_i$, which is the half sum over all positive roots, we have $2H_\rho = \sum_{i=1}^{n-1} i(n-i)H_i$.

A group-like¹⁷ element \mathbf{g} of a Hopf algebra U is called *pivotal* if its conjugation automorphism expresses the square of the antipode:

$$S^2(x) = \mathbf{g}x\mathbf{g}^{-1}, \quad (140)$$

for all $x \in U$. The pivotal element of $U_q(\mathfrak{sl}_n)$ is given by

$$\mathbf{g} = q^{2H_\rho} = q^{\sum_{1 \leq i \leq n-1} i(n-i)H_i}. \quad (141)$$

For a Hopf algebra U with a pivotal element \mathbf{g} , each finite-dimensional U -module V has a (left) dual $V^* = \text{Hom}(V, \mathbb{C})$ with the U action defined by $(hf)(x) = f(S(h)x)$, for any $f \in V^*$, and $h, x \in U$. With this, we define the standard left duality maps:

$$\begin{aligned} \text{ev}_V : V^* \otimes V &\rightarrow \mathbb{C}, & \text{given by } f \otimes v &\mapsto f(v), \\ \text{coev}_V : \mathbb{C} &\rightarrow V \otimes V^*, & \text{given by } 1 &\mapsto \sum_{j \in J} v_j \otimes v_j^*, \end{aligned} \quad (142)$$

where $\{v_j \mid j \in J\}$ is a basis of V and $\{v_j^* \mid j \in J\}$ is the dual basis of V^* , while the pivotal element \mathbf{g} of U allows to define the right duality maps as follows

$$\begin{aligned} \widetilde{\text{ev}}_V : V \otimes V^* &\rightarrow \mathbb{C}, & \text{given by } v \otimes f &\mapsto f(\mathbf{g}v) \\ \widetilde{\text{coev}}_V : \mathbb{C} &\rightarrow V^* \otimes V, & \text{given by } 1 &\mapsto \sum_i v_i^* \otimes \mathbf{g}^{-1}v_i. \end{aligned} \quad (143)$$

Note that the axioms on the pivotal element ensure that the last two maps are U -intertwiners.

Finally, the quantum trace on any endomorphism f of a U -module V is defined as follows:


$$\text{qtr}_V(f) := \widetilde{\text{ev}}_V \circ (f \otimes \text{id}) \circ \text{coev}_V(1) = \text{tr}_V(l_{\mathbf{g}} \circ f) \quad (144)$$

where $\text{tr}_V(f)$ is the usual trace and $l_{\mathbf{g}}$ is the left action by \mathbf{g} .

B Some results on irreducible magnetised webs

B.1 Irreducible magnetised webs in a rectangle

We show here that for any choice of orientations of edges incident on univalent vertices of a magnetised web in a rectangle, there exists an irreducible one that is a concatenation of H-webs. Consider finite sequences $s = (s_1, s_2, \dots, s_n)$ and $s' = (s'_1, s'_2, \dots, s'_n)$ of orientations of the edges at the bottom and top boundary of a magnetised web. In this case, we say that the web connects s to s' . For instance, the following web connects $s = (\downarrow, \uparrow)$ to $s' = (\uparrow, \downarrow)$.



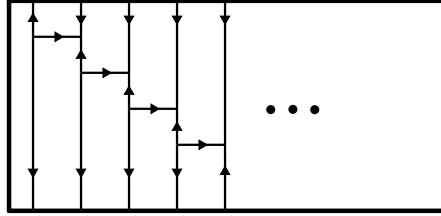
¹⁷Group-like means that $\Delta(g) = g \otimes g$. It then follows that g is invertible, $S(g) = g^{-1}$ and $\epsilon(g) = 1$.

We will show by induction in n that there exists an irreducible magnetised web connecting s to s' and that is a concatenation of H-webs. The statement is obvious for $n = 1$. Suppose that the result is true for $n - 1$ and consider s and s' of length n . If $s_1 = s'_1$, then we can draw a vertical edge that connects $\{s_1\}$ to $\{s'_1\}$. Then, by the induction hypothesis, there is an irreducible magnetised web connecting $s \setminus \{s_1\}$ to $s' \setminus \{s'_1\}$ that is a concatenation of H-webs. By juxtaposing this web to the right of the vertical edge considered above, we obtain an irreducible web connecting s to s' that is a concatenation of H-webs.

If $s_1 \neq s'_1$, consider the minimum index $k \geq 2$ such that $s_k = s'_1$. Denote by $\tau_i(x)$, $i \in \llbracket 1, n - 1 \rrbracket$, the permutation of the i th and $(i + 1)$ th elements of the finite sequence x of length n . Clearly, there is an irreducible web connecting x to $\tau_i(x)$. Either x_i and x_{i+1} are the same, and the irreducible web is simply a bunch of vertical edges. Or x_i and x_{i+1} are different, and we can use an H-shaped web as in (145), or with all arrows reversed depending on the initial orientations of edges, connecting the bottom i th and $(i + 1)$ th edges to the top ones, the others being connected by vertical edges. Consider then

$$r = \tau_1 \circ \tau_2 \circ \cdots \circ \tau_{k-1}(s). \quad (146)$$

By the above discussion, there is a concatenation of H-webs that we call W_1 , connecting s to r , one for each transposition. Moreover, as $s_k \neq s_i$ for $i \in \llbracket 1, k - 1 \rrbracket$, it is clear that each H-web corresponding to each of the transpositions is not merely a set of vertical edges. Here is an example



Because $r_1 = s'_1$, by the argument above, we know that there exists an irreducible web W_2 connecting r to s' that is a concatenation of H-webs. Moreover, we know that it connects r_1 to s'_1 by a vertical edge. Consider the concatenation of H-webs W_2W_1 . It connects s to s' and it is irreducible. Indeed, no digons or loops appear in a concatenation of H-webs. For a square to appear in the concatenation W_2W_1 , it is clear, due to the orientation of the edges at the top boundary of W_1 (the one linked to W_2), that it can only be the square containing the two left-most edges at the top of W_1 . However, the left-most edge of W_2 is a through-line (by the induction assumption) and so the two left-most edges at the bottom of W_2 cannot be a part of an H-shaped web, and therefore cannot produce a square while concatenating with W_1 .

B.2 Colourings of type C blocks

Consider a type C block with n_1 upward oriented and n_2 downward oriented edges connecting the bottom boundary to the wrapping cycle of edges \mathfrak{L} . We call these $n_1 + n_2$ edges the bottom edges. Similarly there are n_1 upward oriented and n_2 downward oriented edges connecting the top boundary to the wrapping cycle of edges \mathfrak{L} , and we call them the top edges. Consider a segment of \mathfrak{L} delimited by two consecutive points where two bottom edges, e_1 and e_2 , meet \mathfrak{L} . We are interested in how many top edges are connected to this segment that we denote by $[e, e']$. If e and e' have the same orientation (both upward or both downward), then there must be an odd number of top edges connected to $[e, e']$. Whereas if e and e' have different orientations (one upward and one downward), then there must be an even number of top edges connected to $[e, e']$.

If $n_1 = 0$ or $n_2 = 0$, then all bottom edges have the same orientations and there must be an odd number of top edges connected to a segment delimited by two consecutive bottom edges. Hence this number must be equal to 1. As all bottom edges and all top edges are coloured the same, it is clear that there are two possible colourings for edges in \mathfrak{L} . These edges are coloured in an alternate way, with the two colours that are different from the one of the bottom and top edges, and two such alternating colourings are possible.

If $n_1 \neq 0$ and $n_2 \neq 0$, then there exist two consecutive bottom edges e and e' such that the segment $[e, e']$ is not connected to any top edge. Indeed suppose the contrary. Denote by e_i , $i \in \llbracket 1, n_1 + n_2 \rrbracket$, the bottom edges such that e_i and e_{i+1} are consecutive, where indices are taken modulo $n_1 + n_2$. Then for all

$i \in \llbracket 1, n_1 + n_2 \rrbracket$, $[e_i, e_{i+1}]$ is connected to a number $m_i \geq 1$ of top edges. Moreover, every pair of consecutive edges with different orientations has $m \geq 2$, therefore we get after summing over all m 's that the number of top edges is strictly larger than $n_1 + n_2$, a contradiction.

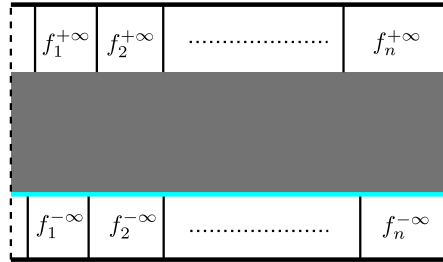
We thus have a pair of consecutive bottom edges e and e' such that the segment $[e, e']$ is not connected to any top edge. Necessarily e and e' have opposite orientations and thus different colours. The segment $[e, e']$ is constituted of one edge whose colour is fixed to be different to those of e and e' . It is not hard to see that this fixes the colours of all edges in the cycle \mathfrak{L} , hence there is a unique possible colouring.

B.3 Irreducible webs in the cylinder geometry

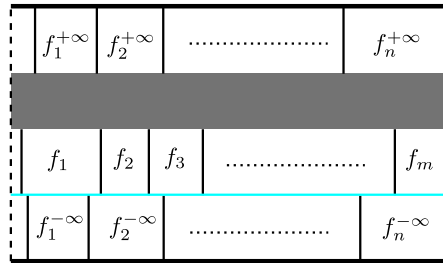
We show here that an irreducible web c with nontrivial magnetic charge embedded in the cylinder is a concatenation of blocks of types A, B and C.

If there exists a path avoiding all edges and vertices of c that goes from the bottom boundary to the top boundary of the cylinder, then, up to some winding, c is contained inside a full rectangle. Hence it is a concatenation of blocks of type A and B.

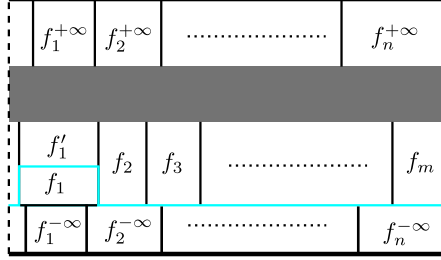
Otherwise, the web, up to some winding, looks like



where $n = n_1 + n_2$ and we have labelled the bottom-most faces and top-most faces surrounded by the web. There are n_1 upward oriented edges and n_2 downward oriented edges connected to the bottom and to the top boundaries. Orientations are in any order. All the faces $f_i^{+\infty}$ and $f_k^{-\infty}$ are different. The cycle coloured in cyan at the bottom of the web must then be a union of edges. We call this cycle \mathfrak{L}_1 . The web then looks like



where we have numbered the faces above \mathfrak{L}_1 connected to it. We have that $m \geq n$ because of the minimality of the cuts crossing the bottom-most and top-most edges. We claim that $m = n$. Indeed, suppose $m > n$. Denote by $V_1^{\text{top}} = m$ (respectively $V_1^{\text{bot}} = n$) the number of edges connected to \mathfrak{L}_1 that are situated on top (respectively at the bottom) of \mathfrak{L}_1 but not in \mathfrak{L}_1 . We then have that $V_1^{\text{top}} - V_1^{\text{bot}} > 0$. There must be a face f_k that is not in the set $\{f_i^{+\infty}, i \in \llbracket 1, n \rrbracket\}$. This face must be closed, i.e., be surrounded by edges. Denote its surrounding edges present in \mathfrak{L}_1 by $e_i, i \in I$, and those absent by $e_j, j \in J$. Then consider the cycle $\mathfrak{L}_2 = \mathfrak{L}_1 \cup \{e_j, j \in J\} \setminus \{e_i, i \in I\}$. Here is an example with $k = 1$:



where we depicted \mathcal{L}_2 in cyan again.

Denote by E^{top} the number of edges that are connected to f_k at the top of \mathcal{L}_2 but not in \mathcal{L}_2 . Denote by E^{bot} the number of edges that are connected to f_k at the bottom of \mathcal{L}_1 but not in \mathcal{L}_1 . Because all digons and squares have been reduced, the face f_k is surrounded by at least 6 vertices, so we must have $E^{\text{top}} + E^{\text{bot}} \geq 4$. Denote by V_2^{top} (respectively V_2^{bot}) the number of edges connected to \mathcal{L}_2 that are situated on top (respectively at the bottom) of \mathcal{L}_2 but not in \mathcal{L}_2 . We have that

$$V_2^{\text{top}} = V_1^{\text{top}} + E^{\text{top}} - 2, \quad (147a)$$

$$V_2^{\text{bot}} = V_1^{\text{bot}} - E^{\text{bot}} + 2, \quad (147b)$$

which implies

$$V_2^{\text{top}} - V_2^{\text{bot}} = V_1^{\text{top}} - V_1^{\text{bot}} + E^{\text{top}} + E^{\text{bot}} - 4 > 0. \quad (148)$$

We can repeat the process and define cycles of edges \mathcal{L}_i such that $V_i^{\text{top}} - V_i^{\text{bot}} > 0$. After i_0 iterations, the process terminates, and we have that $V_{i_0}^{\text{top}} = n > V_{i_0}^{\text{bot}}$. But this contradicts the minimal cut assumption. Hence $m = n$ and thus the web necessarily contains a block of type C. The procedure of constructing the wrapping cycle can be repeated until we are able to draw a path (from the top of the constructed concatenation of C type blocks) avoiding all edges and vertices that goes from bottom to top, up to some winding: this means that the given web c is a concatenation of blocks of type A, B and C.

References

- [1] B. Nienhuis, *Exact critical point and critical exponents of $O(n)$ models in two dimensions*, Phys. Rev. Lett. **49**, 1062 (1982).
- [2] R.J. Baxter, *q -colourings of the triangular lattice*, J. Phys. A: Math. Gen. **19**, 2821 (1986).
- [3] S.O. Warnaar, B. Nienhuis and K.A. Seaton, *New construction of solvable lattice models including an Ising model in a field*, Phys. Rev. Lett. **69**, 710 (1992).
- [4] J.L. Jacobsen, *Integrability in statistical physics and quantum spin chains*. In P. Dorey, G. Korchemsky, N. Nekrasov, V. Schomerus and D. Serban (eds.), *Les Houches Summer School session CVI. Integrability: From statistical systems to gauge theory* (Oxford University Press, 2019).
- [5] J.J. Graham and G.I. Lehrer, *Cellular algebras and diagram algebras in representation theory*. In T. Shoji, M. Kashiwara, N. Kawanaka, G. Lusztig and K. Shinoda (eds.), *Representation theory of algebraic groups and quantum groups*, Adv. Stud. Pure Math. 141–173 (Mathematical Society of Japan, Tokyo, 2004).
- [6] J.J. Graham and G.I. Lehrer, *The representation theory of affine Temperley-Lieb algebras*, Enseign. Math. **44**, 173 (1998).
- [7] A.M. Gainutdinov, H. Saleur, *Fusion and braiding in finite and affine Temperley-Lieb categories*, preprint *Hamburger Beiträge zur Mathematik* **596**; [arXiv:1606.04530](https://arxiv.org/abs/1606.04530).
- [8] B. Duplantier and H. Saleur, *Exact critical properties of two-dimensional dense self-avoiding walks*, Nucl. Phys. B **290**, 291–326 (1987).

- [9] N. Read and H. Saleur, *Exact spectra of conformal supersymmetric nonlinear sigma models in two dimensions*, Nucl. Phys. B **613**, 409–444 (2001); [arXiv:hep-th/0106124](#).
- [10] J.L. Jacobsen, *Conformal field theory applied to loop models*. In A.J. Guttmann (ed.), *Polygons, polyominoes and polycubes*, Lecture Notes in Physics **775**, 347–424 (2009).
- [11] J. Cardy, *SLE for theoretical physicists*, Ann. Phys. **318**, 81–118 (2005); [arXiv:cond-mat/0503313](#).
- [12] S. Sheffield, *Exploration trees and conformal loop ensembles*, Duke Math. J. **147**, 79–129 (2009); [arXiv:math/0609167](#).
- [13] A. Lafay, A. M. Gainutdinov and J. L. Jacobsen, *$U_q(\mathfrak{sl}_n)$ web models and \mathbb{Z}_n spin interfaces*, J. Stat. Mech. (2021) 053104; [arXiv:2101.00282](#).
- [14] H.N.V. Temperley and E.T. Lieb, *Relation between the ‘percolation’ and ‘colouring’ problem and other graph-theoretical problems associated with planar lattices: some exact results for the ‘percolation’ problem*, Proc. Roy. Soc. London A **322**, 251 (1971).
- [15] G. Kuperberg, *Spiders for rank-2 Lie algebras*, Comm. Math. Phys. **180**, 109–151 (1996); [arXiv:q-alg/9712003](#).
- [16] H.W.J. Blöte, J.L. Cardy and M.P. Nightingale, *Conformal invariance, the central charge, and universal finite-size amplitudes at criticality*, Phys. Rev. Lett. **56**, 742 (1986).
- [17] I. Affleck, *Universal term in the free energy at a critical point and the conformal anomaly*, Phys. Rev. Lett. **56**, 746 (1986).
- [18] J.L. Cardy, *Conformal invariance and universality in finite-size scaling*, J. Phys. A: Math. Gen. **17**, L385 (1984).
- [19] H.W.J. Blöte and B. Nienhuis, *Critical behaviour and conformal anomaly of the $O(n)$ model on the square lattice*, J. Phys. A: Math. Gen. **22**, 1415 (1989).
- [20] R.J. Baxter, S.B. Kelland and F.Y. Wu, *Equivalence of the Potts model or Whitney polynomial with an ice-type model*, J. Phys. A: Math. Gen. **9**, 397 (1976).
- [21] S.O. Warnaar, M.T. Batchelor and B. Nienhuis, *Critical properties of the Izergin-Korepin and solvable $O(n)$ models and their related quantum spin chains*, J. Phys. A: Math. Gen. **25**, 3077 (1992).
- [22] A. Lafay, A.M. Gainutdinov and J.L. Jacobsen, *Coulomb gas formulation of critical Kuperberg web models*, in preparation.
- [23] P. Di Francesco, *2D quantum gravity, matrix models and graph combinatorics*, in E. Brézin, V. Kazakov, D. Serban, P. Wiegmann and A. Zabrodin (eds), *Applications of random matrices in physics*. NATO Science Series II: Mathematics, Physics and Chemistry, vol. **221**, 33–88 (Springer, Dordrecht, 2006).
- [24] I.K. Kostov, *$O(n)$ vector model on a planar random lattice: Spectrum of anomalous dimensions*, Mod. Phys. Lett. **4**, 217–226 (1989).
- [25] J. Dubail, J.L. Jacobsen and H. Saleur, *Conformal boundary conditions in the critical $O(n)$ model and dilute loop models*, Nucl. Phys. B **827**, 457–502 (2010); [arXiv:0905.1382](#).
- [26] J. Dubail, J.L. Jacobsen and H. Saleur, *Exact solution of the anisotropic special transition in the $O(n)$ model in 2D*, Phys. Rev. Lett. **103**, 145701 (2009); [arXiv:0909.2949](#).
- [27] R.J. Baxter, *Colorings of a hexagonal lattice*, J. Math. Phys. **11**, 784 (1970).
- [28] N. Y. Reshetikhin, *A new exactly solvable case of an $O(n)$ -model on a hexagonal lattice*, J. Phys. A: Math. Gen. **24**, 2387 (1991).
- [29] J. Kondev, J. de Gier and B. Nienhuis, *Operator spectrum and exact exponents of the fully packed loop model*, J. Phys. A: Math. Gen. **29**, 6489 (1996); [arXiv:cond-mat/9603170](#).

- [30] T. Dupic, B. Estienne and Y. Ikhlef, *The fully packed loop model as a non-rational \mathcal{W}_3 conformal field theory*, J. Phys. A: Math. Theor. **49**, 505202 (2016); [arXiv:1606.05376](#).
- [31] M. Jimbo, *Quantum R-matrix for the generalized Toda system*, Commun. Math. Phys. **102**, 537–547 (1986).
- [32] H. Duminil-Copin and S. Smirnov, *The connective constant on the honeycomb lattice equals $\sqrt{2 + \sqrt{2}}$* , Ann. Math. **175**, 1653–1665 (2012).
- [33] R.J. Baxter, *Exactly solved models in statistical mechanics* (Academic Press, London, 1982).
- [34] J.L. Jacobsen and J.L. Cardy, *Critical behaviour of random bond Potts models: A transfer matrix study*, Nucl. Phys. B **515**, 701–742 (1998); [arXiv:cond-mat/9711279](#).
- [35] J.L. Jacobsen, *Duality relations for M coupled Potts models*, Phys. Rev. E **62**, R1–4 (2000); [arXiv:cond-mat/0001367](#).
- [36] A. Lafay, A. M. Gainutdinov and J. L. Jacobsen, *Local vertex-model formulation of $U_q(\mathfrak{sl}_n)$ web models*, in preparation.
- [37] W. Guo, H.W.J. Blöte and F.Y. Wu, *Phase transition in the $n > 2$ honeycomb $O(n)$ model*, Phys. Rev. Lett. **85**, 3874–3877 (2000).
- [38] R.J. Baxter, *Hard hexagons: exact solution*, J. Phys. A: Math. Gen. **13**, L61 (1980).
- [39] A.B. Zamolodchikov, *‘Irreversibility’ of the flux of the renormalization group in a 2D field theory*, JETP Lett. **43**, 730–732 (1986).
- [40] R.J. Baxter, H.N.V. Temperley and S.E. Ashley, *Triangular Potts model at its transition temperature, and related models*, Proc. R. Soc. Lond. A **358**, 535–559 (1978).
- [41] H.W.J. Blöte and B. Nienhuis, *The phase diagram of the $O(n)$ model*, Physica A **160**, 121–134 (1989).
- [42] B. Duplantier and H. Saleur, *Exact determination of the percolation hull exponent in two dimensions*, Phys. Rev. Lett. **58**, 2325 (1987).
- [43] L. Mittag and M. J. Stephen, *Dual transformations in many-component Ising models*, J. Math. Phys. **12**, 441 (1971).
- [44] A. Gamsa and J. Cardy *Schramm-Loewner evolution in the three-state Potts model: a numerical study*, J. Stat. Mech. **P08020**, (2007); [arXiv:0705.1510](#).
- [45] J. Dubail, J.L. Jacobsen and H. Saleur, *Critical exponents of domain walls in the two-dimensional Potts model*, J. Phys. A: Math. Theor. **43**, 482002 (2010); [arXiv:1008.1216](#).
- [46] J. Dubail, J.L. Jacobsen and H. Saleur, *Bulk and boundary critical behaviour of thin and thick domain walls in the two-dimensional Potts model*, J. Stat. Mech.: Theor. Exp. P12026 (2010); [arXiv:1010.1700](#).
- [47] M. Picco and R. Santachiara, *Critical interfaces and duality in the Ashkin-Teller model*, Phys. Rev. E **83**, 061124 (2011); [arXiv:1011.1159](#).
- [48] E. Vernier, J.L. Jacobsen and H. Saleur, *Non compact conformal field theory and the $a_2^{(2)}$ (Izergin-Korepin) model in regime III*, J. Phys. A: Math. Theor. **47**, 285202 (2014); [arXiv:1404.4497](#).
- [49] E. Vernier, J.L. Jacobsen and H. Saleur, *A new look at the collapse of two-dimensional polymers*, J. Stat. Mech.: Theor. Exp. (2015) P09001; [arXiv:1505.07007](#).