

How COVID-19 Has Changed Crowdfunding: Evidence From GoFundMe

Junda Wang, Xupin Zhang*, and Jiebo Luo*, *Fellow, IEEE*



arXiv:2106.09981v2 [cs.CY] 2 Aug 2021

Abstract—While the long-term effects of COVID-19 are yet to be determined, its immediate impact on crowdfunding is nonetheless significant. This study takes a computational approach to more deeply comprehend this change. Using a unique data set of all the campaigns published over the past two years on GoFundMe, we explore the factors that have led to the successful funding of a crowdfunding project. In particular, we study a corpus of crowdfunded projects, analyzing cover images and other variables commonly present on crowdfunding sites. Furthermore, we construct a classifier and a regression model to assess the significance of features based on XGBoost. In addition, we employ counterfactual analysis to investigate the causality between features and the success of crowdfunding. More importantly, sentiment analysis and the paired sample t-test are performed to examine the differences in crowdfunding campaigns before and after the COVID-19 outbreak that started in March 2020. First, we note that there is significant racial disparity in crowdfunding success. Second, we find that sad emotion expressed through the campaign’s description became significant after the COVID-19 outbreak. Considering all these factors, our findings shed light on the impact of COVID-19 on crowdfunding campaigns.

Index Terms—crowdfunding, GoFundMe, counterfactual, topic model, XGBoost

1 INTRODUCTION

In recent years, with the development of the Internet, there are more ways to raise money online. GoFundMe, an American for-profit crowdfunding platform that encourages people to create online crowdfunding projects about their life events such as illnesses and accidents, is a good example. Even if crowdfunding becomes more and more convenient, the success rate of crowdfunding is still not high. To date, there is not much information regarding a recipe for a successful campaign, and the factors leading to the success of crowdfunding have become a critical research goal [1].

In the current study, we analyze GofundMe to extract the most critical factors that contribute to crowdfunding success. We collect data of 36,370 campaigns on GoFundMe and split them into two parts. One part of the crowdfunding data is for before the COVID-19 outbreak (2019),

and the other is for after the COVID-19 outbreak (2020). In this regard, we also analyze whether the influencing factors have changed under the influence of the pandemic. Some researchers believed the emotional elements conveyed through text and facial expressions are likely to attract donors [2]. We extract the face from the picture and judge the emotion using the Baidu Application Programming Interface (API)¹. In addition, we extract and infer individual-level features such as gender, race, age, beauty, target, location, followers, shares, distinct donors, family status, and facial attractiveness, as well as duration of crowdfunding. Text is one of the most basic aspects of information transfer, and some researchers believed that textual elements including descriptions, reviews, and emotion have a considerable impact on the success of crowdfunding [3]. Therefore, we incorporate text emotion into models through a text scoring model that produces the scores as a feature. According to the characteristics mentioned above, a comprehensive and in-depth analysis can be performed. If a campaign page visitor’s sympathy with specific project topics is given, a more longer visit duration would increase the probability that the page visitor donates and thus the success of the crowdfunding [3]. Hence, the aesthetic and technical scores of the cover image are also considered as factors affecting the success of crowdfunding [4]. Based on the above data, we propose three hypotheses:

- **Hypothesis 1:** The basic features of crowdfunding, fundraiser and descriptions have a significant impact on fund-raising success.
- **Hypothesis 2:** There are significant differences between before and after the COVID-19 outbreak.
- **Hypothesis 3:** There are certain social disparities related to different races and the compound factors, which consist of the impact of COVID-19 and other social factors.

The goal of this study focuses on analyzing the main factors that affect crowdfunding campaigns and the impact of the COVID-19 on these factors. Notably, we define a success group where the crowdfunding projects have raised more than the target amounts, and a failure group otherwise. Moreover, we build predictions models for both classification of success/failure and regression of the raised amount. For regression or classification problems, we use

- Junda Wang is with the Department of Computer Science, University of Rochester, Rochester, NY 14627.
E-mail: jwang212@ur.rochester.edu
- Xupin Zhang is with the Department of Human Development, University of Rochester, Rochester, NY 14627.
E-mail: xzhang72@u.rochester.edu
- Jiebo Luo is with the Department of Computer Science, University of Rochester, Rochester, NY 14627.
E-mail: jluo@cs.rochester.edu

1. <https://cloud.baidu.com/doc/FACE/s/Uk37c1m9b>

XGBoost to solve these two problems and provide the list of essential factors. Finally, we perform a counterfactual experiment to analyze the influences of different factors and the significant impact of the COVID-19 on these factors. To our best knowledge, this is the first study examining the impact of COVID-19 on crowdfunding campaigns.

2 RELATED WORK

In the past few years, more platforms have been created to provide online crowdfunding, such as Kickstarter, Indiegogo, and GoFundMe. Particularly, crowdfunding platforms aim to be intermediaries between sponsors and fundraisers. They can also promote the ideas of the fundraiser and call for support from potential investors [5]. In addition to the factors mentioned above, the funding goal [6] and project duration [7] have a considerable impact on the success of crowdfunding.

Increasingly more studies have investigated crowdfunding success using data-mining methods. Specifically, they predict crowdfunding success and analyze the factors that are significant to crowdfunding. Mollick argued that it is difficult to measure success and performed a manual analysis to distinguish between success and failure [8]. Yuan identified the importance of topics and sentiment further affecting the success of crowdfunding [9]. Notably, Mitra and Gilbert predicted the success of crowdfunding through analyzing text using LIWC [10]. Lauren examined the relationship between the emotion of the cover image and the crowdfunding success [2] and found that crowdfunding platforms rely on emotions to attract sponsors.

3 DATA AND FEATURES

3.1 Data sets

We focus on GofundMe to analyze the crucial factors contributing to the success. Specifically, we crawl all the available 36,370 crowdfunding campaigns on GofundMe and divide them into two parts. One part was collected before August 2019, while the other was collected after August 2020. The purpose of this division is to analyze whether COVID-19 has had an impact on people’s attitude towards crowdfunding or whether some influential factors or less influential factors have changed. The features of the dataset are summarized below and shown in Table 1.

3.2 Basic Features

The features that can be directly extracted from the website are as follows: launch date, cover image, description, category, current amount, goal amount, # of followers, # of shares, and # of donors. We refer to these features as the basic features.

3.3 Inferred Features

- **Quality Scores:** We use the pre-trained model NIMA to obtain the aesthetic and technical scores of each cover image [11].
- **Text Features:** First, we merge the titles and descriptions of the campaigns and use them as our text data. Next, we employ Vader [12] to evaluate individual

text data and obtain three predicted emotion scores including positive, negative, and neutral scores, respectively. Finally, we examine the text using LIWC to obtain more detailed text sentiment scores: sad scores, anger scores, and anxiety scores. However, it is evident that both descriptions of the campaigns are essential in impacting crowdfunding success. These potential effects are not easy to measure directly, therefore we train an XLNet model to predict the success of the crowdfunding campaign and learn its potential effects [13].

- **Image Features:** In terms of image features, we compare the DeepFace API [14] with the Baidu API, and also consider the previous research comparing the Baidu API and other competing APIs [15]. In the end, we choose the Baidu API, which is a platform providing reliable face recognition services. The Baidu API returns facial attractiveness, age, race, emotion, and gender of each face in the cover image (also referred to as profile image). For simplicity, we calculate the mean attractiveness of faces when an image contains more than one person. For the age feature, we not only calculate the mean age but also return two characteristics: the number of children and the number of older adults. People under 15 years old are defined as children, while those over 60 years are regarded as older adults. We regard the number of people of different races as the characteristics variable. In the Baidu API, there are four different races: Black, White, Asian, and Others. In terms of gender, we obtain the number of males and females. In the end, we extract the emotion of each face (happy, sad, grimace, neutral, or angry).

4 METHODOLOGY AND FINDINGS

4.1 Campaign Category

There are 21 different categories of campaigns and their distribution is shown in Figure 1. Some of these categories are related to the success rate of crowdfunding, while others are not. Specifically, we analyze the categories that have the most significant impact on crowdfunding success using the t-tests. We find that the impact of some categories on crowdfunding success has changed over the past two years. Since it makes no sense to compare p values directly, we compare whether their significance levels has changed. For example, the significance levels of the *Travel & Adventure*, *Non-Profits & Charities*, *Medical, Illness & Healing*, *Celebrations & Events*, *Creative Arts, Music & Film*, *Accidents & Emergencies* and *Dreams, Hops & Wishes* categories have changed. In summary, the success ratios of these categories have increased, except for the *Travel & Adventure* category. After the COVID-19 outbreak, it is evident that people are even more reluctant to donate to crowdfunding in the *Travel & Adventure* category. In particular, the *Medical, Illness & Healing* and *Non-Profits & Charities* categories were not significant before the COVID-19 outbreak but have become very significant after the COVID-19 outbreak. For the *Dreams, Hops & Wishes* category, people who were more willing to donate are now reluctant. For other declining categories, it is evident that in

TABLE 1: Sources of features.

Statistic	Mean	St. Dev.	Source
basic features			
Goal	176,738.900	10,635,100.000	Web crawler
Shares	844.223	2,439.918	Web crawler
Donors	235.444	1,190.212	Web crawler
Followers	234.578	1,153.083	Web crawler
Category			Web crawler
days	322.139	288.000	Manually coded
text features			
text_positive	0.175	0.071	Vader
text_neutral	0.779	0.076	Vader
text_negative	0.046	0.042	Vader
anx	0.178	0.353	LIWC2015
anger	0.227	0.509	LIWC2015
text_sad	0.487	0.817	LIWC2015
text_scores	-0.501	0.468	XLnet
image features			
age	27.235	10.952	Average of Baidu API
have_kid	0.534	1.159	Manually coded(by age feature)
old	0.028	0.179	Manually coded(by age feature)
facial attractiveness	35.963	12.408	the sum of Baidu API's result
Black	0.382	1.346	the sum of Baidu API's result
Asian	0.709	1.600	the sum of Baidu API's result
White	2.062	2.725	the sum of Baidu API's result
other	0.025	0.205	the sum of Baidu API's result
happy	2.003	2.883	the sum of Baidu API's result
sad	0.192	0.516	the sum of Baidu API's result
grimace	0.012	0.113	the sum of Baidu API's result
neutral	0.673	1.670	the sum of Baidu API's result
angry	0.050	0.262	the sum of Baidu API's result
male	1.819	2.703	the sum of Baidu API's result
female	1.359	2.129	the sum of Baidu API's result

TABLE 2: Paired sample statistics.

	Dependent variable:		Ratio
	Year		
	2020	2019	
Travel & Adventure	-0.082***	-0.02*	-0.015
Environment	0.014		
Babies, Kids & Family	0.035***	0.044***	0.014
Sports, Teams & Clubs	-0.040***	-0.048***	-0.055
Competitions & Pageants	-0.092***	-0.090***	-0.136
Non-Profits & Charities	0.019**	0.007	0.003
Medical, Illness & Healing	0.046***	0.016	0.004
Volunteer & Service	0.010	0.011	-0.012
Business & Entrepreneurs	-0.043***	-0.080***	0.005
Weddings & Honeymoons	-0.099***	-0.051***	0.007
Funerals & Memorials	0.1254***	0.119***	0.011
Missions, Faith & Church	-0.043***	-0.041***	-0.026
Education & Learning	0.001	0.011	-0.003
Animals & Pets	-0.002	-0.007	0.008
Celebrations & Events	-0.031**	-0.031*	0.002
Creative Arts, Music & Film	-0.035***	-0.003	0.013
Accidents & Emergencies	0.052***	0.031***	0.016
Dreams, Hopes & Wishes	-0.001	0.019*	0.016
Rent, Food & Monthly Bills	0.013		
Other	0.029*	0.014	0.190
Community & Neighbors	0.023	0.033**	-0.003
ALL			-0.003

Note:

*p<0.1; **p<0.05; ***p<0.01

most of the categories that people were not willing to donate money to before, people have become even more reluctant to donate to later, such as *Sports, Teams & Clubs*, *Missions, Faith & Church*, *Weddings & Honeymoons* and *Competitions & Pageants*. Finally and more significantly, the success rate of every category has declined after the COVID-19 outbreak.

4.2 Prediction

To analyze the contribution of influential factors to success, we employ the XGBoost method and divide features into three categories: basic features, text features, and image features. We feed (1) basic features, (2) basic features plus text features, and (3) all the features into an XGBoost model to obtain the accuracy, F1 score, precision, and recall, respectively. We also train an XGBoost model to construct a regression model with the ratio/percentage of success as the output. It is evident that the inferred features significantly improve the model performance (Table 3).

To extract statistically significant features, we construct a logistic regression model for the classification problem. The result is shown in Table 4 and validates **Hypothesis 1**. To further analyze the impact of each feature on the success of crowdfunding, we conduct several counterfactual analysis experiments. Since we have too many features, we analyze the statistically significant features in a separate analysis.

5 COUNTERFACTUAL ANALYSIS

We compare the impact of the above mentioned features on crowdfunding success before and after the outbreak of COVID-19 and further analyze whether the COVID-19 pandemic has changed people's concerns and priorities. To have a better understanding of the causality between the aforementioned features and crowdfunding success rate, we employ counterfactual analysis, which has been widely used in comparative inquiry [16]. We test the remaining two of the three hypotheses formulated in the beginning based on the results of the counterfactual analysis experiments.

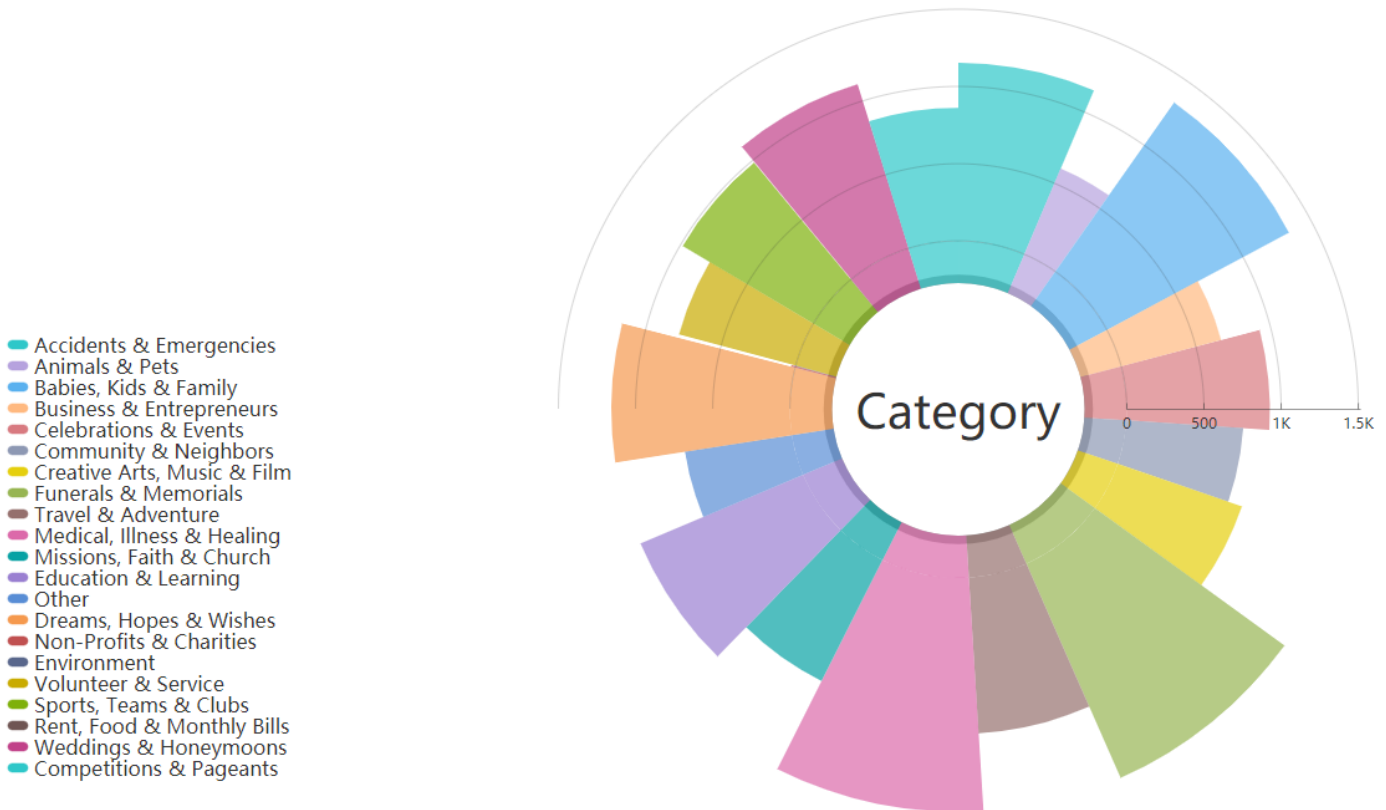


Fig. 1: Category distribution.

TABLE 3: XGBoost performance metrics.

	Classification			Regression	
	Accuracy	F1	Precision	Recall	R-square
Base	0.823945	0.701222	0.756329	0.653601	0.28585
Base+Text	0.835357	0.72435	0.769849	0.683929	0.49147
All	0.852302	0.757083	0.8009335	0.711169	0.54452

Removing the category factors to reduce the impact In counterfactual analysis, for each category, we turn the factor indicator of each category into 0 in each experiment as shown in Table 5. We find that *Creative Arts, Music & Film* and *Dreams Hopes & Wishes* have positive causal impacts on the success of crowdfunding before COVID-19 while having a negative causal effect after the COVID-19 outbreak. The positive effect of *Medical, Illness & Healing*, *Accidents & Emergencies* and *Non-Profits & Charities* on the success of crowdfunding has dramatically increased after the COVID-19 outbreak. The significance of these three categories in Table 2 has changed, indicating that the impact of COVID-19 on these three categories is profound. This shows that the COVID-19 pandemic has changed individuals' preferences and individuals focus more on medical or charity topics than dreams, arts and charity topics. These results validate **Hypothesis 2**. It is worth mentioning that the ratio in the table changes little because of the multiple kinds of categories. Eliminating the impact of one of these categories cannot significantly change the overall success, but it does not mean that these categories are not significant.

Improving the effect of features First, we divide the remaining features into the basic features, text features, and image features after removing the category features.

Combined with the counterfactual experiment, we focus on the analysis of those statistically significant features. Table 6 shows the result of counterfactual analyses of statistically significant features using logistic regression. When increasing these features with their mean values, the percentage of success increases significantly.

- **Goal Amount** From the results of the counterfactual experiment, the feature with the most significant causal relationship with success is the goal amount. The displayed funding goal functions is a signal of difficulty/complexity of the project. In general, the higher the crowdfunding goal is, the lower the success rate of the project is [7]. Our counterfactual experiment results are also consistent with the previous results.
- **Duration** According to the experimental results, we find that the duration of crowdfunding campaigns has a positive impact on the success. The longer a crowdfunding project lasts, the more likely people have the opportunity to find and share it ($p < 0.001$). The campaigns will receive more donations with an increased number of shares ($p < 0.001$).
- **Donors** The relationship between the number of

TABLE 4: Logistic regression model results for the relationship between campaigns’ features and success

	Dependent variable: success			
	models			
	basic model	basic+text model	text+image model	aggregated model
Goal	-0.00005*** (0.00000)	-0.00005*** (0.00000)		-0.00005*** (0.00000)
Shares	0.00004*** (0.00001)	0.00002* (0.00001)		0.00002 (0.00001)
Donors	0.004*** (0.0004)	0.003*** (0.0004)		0.003*** (0.0004)
Followers	-0.0003 (0.0003)	-0.0005 (0.0004)		-0.001 (0.0004)
days	-0.00002 (0.0001)	-0.001*** (0.0001)		-0.001*** (0.0001)
text_positive		44.048 (39.045)	39.543 (35.766)	46.768 (39.212)
text_neutral		43.616 (39.044)	39.151 (35.766)	46.565 (39.211)
text_negative		44.307 (39.045)	38.454 (35.766)	47.058 (39.212)
anx		-0.105** (0.051)	-0.060 (0.048)	-0.097* (0.052)
anger		0.027 (0.036)	0.050 (0.034)	0.031 (0.037)
text_sad		-0.001 (0.023)	0.023 (0.021)	-0.006* (0.023)
text_scores		2.077*** (0.049)	1.929*** (0.045)	2.055*** (0.049)
age			-0.005*** (0.002)	-0.0001 (0.002)
have_kid			-0.030 (0.020)	0.038* (0.020)
old			0.040 (0.100)	-0.049 (0.111)
facial attractiveness			-0.002 (0.001)	-0.00003 (0.002)
Black			-0.052 (0.034)	-0.078** (0.036)
Asian			-0.064** (0.033)	-0.065** (0.035)
White			-0.043 (0.031)	-0.018 (0.034)
other			-0.257** (0.102)	-0.152 (0.112)
happy			0.037 (0.031)	0.058* (0.033)
sad			0.050 (0.048)	0.046 (0.052)
grimace			0.182 (0.151)	0.153 (0.164)
neutral			0.036 (0.035)	0.020 (0.037)
angry			-0.056 (0.081)	-0.095 (0.087)
female			0.005 (0.014)	-0.021 (0.015)
male				
aesthetic scores			0.003 (0.032)	-0.027 (0.035)
technical scores			-0.009 (0.032)	0.143*** (0.036)
Constant	-0.417*** (0.028)	-42.840 (39.043)	-38.840 (35.766)	-46.402 (39.211)
Observations	19,185	19,185	19,075	19,075
Log Likelihood	-10,364.040	-9,166.808	-10,626.380	-9,080.760
Akaike Inf. Crit.	20,740.080	18,359.620	21,300.760	18,219.520

Note:

*p<0.1; **p<0.05; ***p<0.01

donors and success is significant ($p < 0.001$). The number of donors has a positive impact on crowdfunding success as shown by the counterfactual experiment results.

- **Emotion of text** Text scores obtained by XLNet have a significant positive impact on crowdfunding success since the outbreak of COVID-19. It implies that there is a statistically significant relationship between text and success. Further analysis shows that there is a significant relationship between emotion and success rate. For example, anxiety ($p < 0.1$) and sadness ($p < 0.1$) of text have a negative impact on success. This result is consistent with our counterfactual experiment.
- **Technical Score** Technical scores obtained by Pre-trained model NIMA have a significant positive impact on crowdfunding success since the outbreak of COVID-19 ($p < 0.01$). It implies that there is a statistically significant relationship between the quality of the images and success.
- **Race** For image features, we find that race has different levels of influence on the success of crowdfunding since the outbreak of COVID-19. Among all races, Black has the most significant impact on the success ($p < 0.05$). It seems that while historically black people are less likely to be funded than other

racers, there is less significant effect before COVID-19 ($p < 0.1$). In other words, black people are even more less likely to be funded during the COVID-19 pandemic. In the whole data set, Asian also has a statistically significant impact on the success of crowdfunding ($p < 0.05$) after the COVID-19 outbreak, while before the COVID-19 outbreak, there was no statistically significant impact. These results support **Hypothesis 3**. We suspect that the former might be related to the root cause of the #BlackLivesMatter movement and the latter might be related to the root cause of the #StopAsianHate movement. These are two interesting directions to investigate in depth in future work.

- **Emotion of cover image** We examine the relationship between the emotion of the cover image and success. We find that there is a significant difference between emotion and success. According to the counterfactual experiments, sadness has a negative effect on success, while happiness has a positive effect on success ($p < 0.1$). People are more willing to donate to those whose cover images carry positive valence than those whose images carry negative valence. This is an interesting and somewhat surprising discovery as donors seem to like those who are upbeat and optimistic about life.

- **Children** From the results of the logistic regression model, we find that the impact of children on crowdfunding success would be significantly positive if the campaign was related to children. In addition, we confirm that the effect is indeed positive as it is consistent with the regression model.

TABLE 5: Counterfactual analysis experiment for categories.

	Year			
	2020		2019	
	Predict	Ratio	Predict	Ratio
Travel & Adventure	3389	.0141	2159	.0296
Environment	3342	.0000		
Babies Kids & Family	3322	-.0060	2077	-.0095
Sports Teams & Clubs	3346	.0012	2091	.0029
Competitions & Pageants	3369	.0081	2172	.0358
Non-Profits & Charities	3332	-.0030	2097	.0000
Medical Illness & Healing	3177	-.0494	1994	-.0491
Volunteer & Service	3371	.0087	2093	-.0019
Business & Entrepreneurs	3343	.0030	2104	.0033
Weddings & Honeymoons	3357	.0045	2120	.0110
Funerals & Memorials	3249	-.0278	2058	-.0186
Missions Faith & Church	3338	-.0012	2080	-.0081
Education & Learning	3292	-.0150	2058	-.0186
Other	3323	-.0057	2095	-.0010
Animals & Pets	3403	.0183	2122	.0119
Celebrations & Events	3432	.0269	2137	.0191
Creative Arts Music & Film	3350	.00240	2087	-.0048
Accidents & Emergencies	3299	-.0129	2071	-.0124
Rent Food & Monthly Bills	3342	.0000		
Dreams Hopes & Wishes	3343	.0003	2096	-.0005
Community & Neighbors	3341	-.0003	2093	-.0019

TABLE 6: Counterfactual analysis experiments for important features.

	Year			
	2020		2019	
	Predict	Ratio	Predict	Ratio
Goal	7	-.9979	91	-.9577
Shares	3315	-.0157	2006	-.0665
Donors	4784	.4204	3603	.6766
days	3392	.0071	2180	.0144
have kid	3392	.0071	2228	.0368
Black	3024	-.1021	1938	-.0982
Asian	3250	-.0350	2100	-.0228
White	3421	.0236	2162	.0310
happy	3447	.0235	2199	.0233
anxiety	3348	-.0059	2138	-.0051
text sad	3268	-.0297	2139	-.0047
text scores	2047	-.2853	1665	-.2252
technical scores	3451	.0249	2177	.0130

6 LDA TOPIC GENERATION AND ANALYSIS

We further analyze the relationship between crowdfunding success and the topics in each category by using LDA (Latent Dirichlet Allocation) topic modeling [17]. For each category, we employ LDA to divide it into five topics. We build a regression model to analyze which topics have the most positive impact on the success rate of crowdfunding and which topics have the most negative impact. We focus on analyzing the categories that experience significant changes before and after the COVID-19 outbreak. We focus on *Accidents & Emergencies*, *Travel & Adventure*, *Medical*,

Illness & Healing, *Celebrations & Events*, *Creative Arts, Music & Film and Dreams*, and *Hopes & Wishes*. The results are shown in the Figure 2, where c is the correlation coefficient between success and topics. The first value represents the correlation coefficient before the COVID-19 outbreak, while the second value represents the correlation coefficient after the COVID-19 outbreak. We find that the frequencies of some words in the same category are very high, resulting in a high overlap between different topics. Therefore, we add the words whose frequency is in the top ten of all topics to the stop words list. Next, we apply an LDA model again to generate the topics and repeat this process until there is no such word. In the end, the coherence of the topic model is 0.34803. In addition, we find that there are some significant changes in the *Other* category before and after the COVID-19 outbreak. However, the *Other* category includes various topics, hence we separately construct a topic model for this category to analyze the impact of such topics on the success rate of crowdfunding.

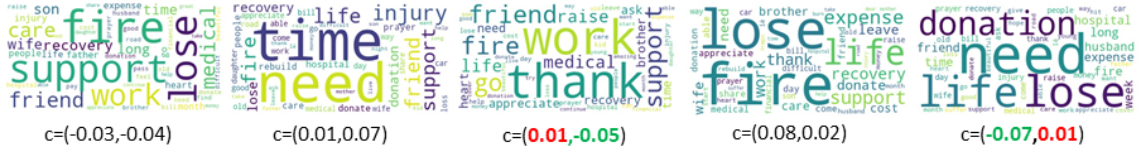
We find that there are some significant changes in the *Other* category before and after the COVID-19 outbreak. We analyze the the *Other* category individually because it contains various topics. We start with a topic number with the best coherence value. We find that before the COVID-19, topics in the *Other* categories are relatively scattered, and we divide them into four topics (coherence score: 0.35192, as shown in Figure 3). Interestingly, topics are relatively concentrated after the COVID-19 outbreak as we can only divide the category into two topics (coherence score: 0.32625, as shown in Figure 4). We find that before COVID-19, the *Other* category includes dreams, gifts, children, travel, Honeymoon & Wedding, and other topics. Among these topics, combined with mentioned results, we find that most of these topics have a negative impact on the success of crowdfunding. However, after the COVID-19 outbreak, most topics focus on family, children, friends, and medical care. These topics have a positive impact on the success of crowdfunding. This suggests that the significance of the *Other* category has changed because of the change of topics under the *Other* category before and after the COVID-19 outbreak.

7 DISCUSSIONS AND CONCLUSIONS


This study has three limitations. The first limitation is the number of crawled campaigns. Second, we cannot control for every possible factor, and the nature of this study design leaves the possibility of residual confounding. Finally, we did not consider some dynamic factors, such as the change in the amount of a single donation.

In conclusion, our study analyzes the changes of significant features impacting crowdfunding success before and after the COVID-19 outbreak and validates three hypotheses. The study results suggest a substantial difference in some categories between before and after the COVID-19 outbreak. While *dreams*, *travel*, or *other* topics are less likely to be funded before the COVID-19 outbreak, people began to make donations to these campaigns after the outbreak of COVID-19. People began to pay more attention to *medical*, *accident*, and *charity*. Some categories have not changed

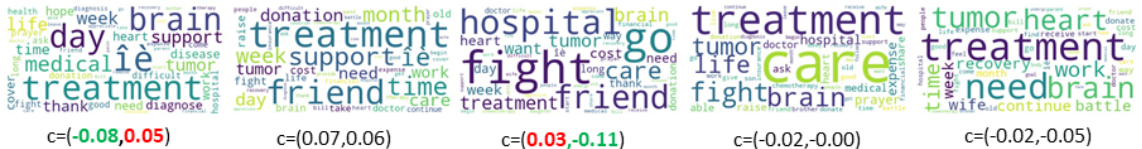
Accidents & Emergencies



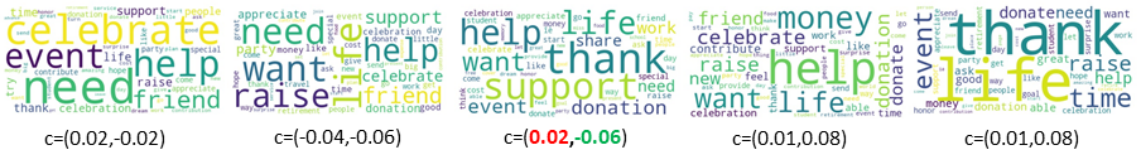
Travel & Adventure



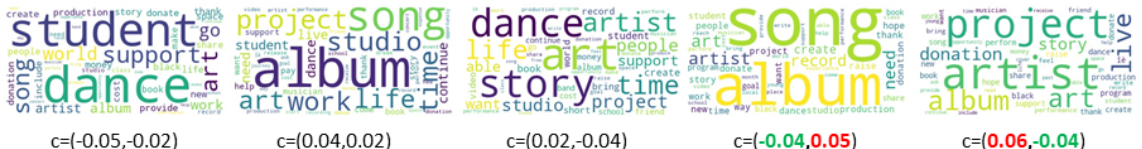
Medical, Illness & Healing



Celebrations & Events



Creative Arts, Music & Film



Dreams, Hopes & Wishes

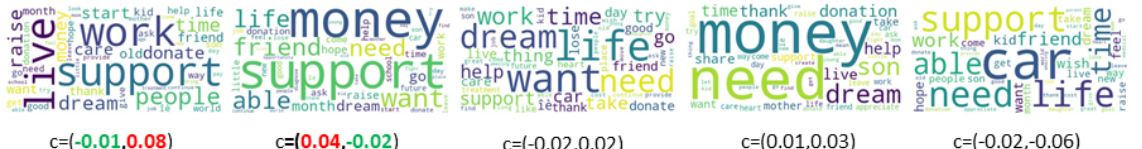


Fig. 2: Topics under different categories. A red value indicates that the topic has a positive impact on success, while a green value indicates that the topic has a negative impact on success. Note those topics with changes in the polarity of the impact before and after the COVID-19 pandemic.



Fig. 3: Topics under the *Other* category that had significant effect on success before the COVID-19 outbreak. We generate four topics with the best coherence value: 0.35192.



Fig. 4: Topics under the *Other* category that had significant effect on success during the COVID-19 pandemic. We generate two topics with the best coherence value: 0.32625.

before or after the COVID-19 outbreak. For example, campaigns including *babies*, *family*, *funerals*, and *memorials* have always been easier to get people's donations. In contrast, campaigns such as *sports*, *weddings*, and *missions* have not been easy to get donations. More importantly, we find that there are significant differences in crowdfunding success among different races. The COVID-19 has made it more challenging for Black and Asian to raise money because the COVID-19 pandemic exacerbated such existing social disparities.

Our study can also guide and support fundraisers and crowdfunding companies like GofundMe to raise money. For example, we find that both the emotion of the text and emotion of the cover image impact the success of crowdfunding. In addition, we find that sadness, anxiety, or anger have no effect or even negative effect on crowdfunding. Compared with these negative emotions, positive emotions are more likely to get funded. Therefore, when the fundraisers write the description or upload the cover image, in addition to describing their misfortune and difficulties, they should also express more about their optimistic attitudes towards life. Furthermore, our success prediction model can help the company provide feedback scores to fundraisers, making it easier for fundraisers to succeed. In the future, we will examine a longer period of campaigns, as opposed to the 2-year data employed in this study. In addition, we will take other dynamic factors, such as each donation into consideration.

REFERENCES

- [1] V. Kaartemo, "The elements of a successful crowdfunding campaign: A systematic literature review of crowdfunding performance," *International Review of Entrepreneurship*, vol. 15, no. 3, pp. 291–318, 2017.
- [2] L. Rhue and L. P. Robert, "Emotional delivery in pro-social crowdfunding success," in *Extended Abstracts of the 2018 CHI Conference on Human Factors in Computing Systems*, 2018, pp. 1–6.
- [3] J.-A. Koch and M. Siering, "The recipe of successful crowdfunding campaigns," *Electronic Markets*, vol. 29, no. 4, pp. 661–679, 2019.
- [4] X. Zhang, H. Lyu, and J. Luo, "What contributes to a crowdfunding campaign's success? evidence and analyses from gofundme data," *arXiv preprint arXiv:2001.05446*, 2020.
- [5] P. Belleflamme, T. Lambert, and A. Schwienbacher, "Crowdfunding: Tapping the right crowd," *Journal of business venturing*, vol. 29, no. 5, pp. 585–609, 2014.
- [6] D. Frydrych, A. J. Bock, T. Kinder, and B. Koeck, "Exploring entrepreneurial legitimacy in reward-based crowdfunding," *Venture capital*, vol. 16, no. 3, pp. 247–269, 2014.
- [7] M. Barbi and M. Bigelli, "Crowdfunding practices in and outside the us," *Research in International Business and Finance*, vol. 42, pp. 208–223, 2017.
- [8] E. Mollick, "The dynamics of crowdfunding: An exploratory study," *Journal of business venturing*, vol. 29, no. 1, pp. 1–16, 2014.
- [9] H. Yuan, R. Y. Lau, and W. Xu, "The determinants of crowdfunding success: A semantic text analytics approach," *Decision Support Systems*, vol. 91, pp. 67–76, 2016.
- [10] T. Mitra and E. Gilbert, "The language that gets people to give: Phrases that predict success on kickstarter," in *Proceedings of the 17th ACM conference on Computer supported cooperative work & social computing*, 2014, pp. 49–61.
- [11] H. Talebi and P. Milanfar, "Nima: Neural image assessment," *IEEE Transactions on Image Processing*, vol. 27, no. 8, pp. 3998–4011, 2018.
- [12] C. Hutto and E. Gilbert, "Vader: A parsimonious rule-based model for sentiment analysis of social media text," in *Proceedings of the International AAAI Conference on Web and Social Media*, vol. 8, no. 1, 2014.
- [13] Z. Yang, Z. Dai, Y. Yang, J. Carbonell, R. Salakhutdinov, and Q. V. Le, "Xlnet: Generalized autoregressive pretraining for language understanding," *arXiv preprint arXiv:1906.08237*, 2019.
- [14] S. I. Serengil and A. Ozpinar, "Lightface: A hybrid deep face recognition framework," in *2020 Innovations in Intelligent Systems and Applications Conference (ASYU)*. IEEE, 2020, pp. 23–27.
- [15] K. Yang, C. Wang, Z. Sarsenbayeva, B. Tag, T. Dingler, G. Wadley, and J. Goncalves, "Benchmarking commercial emotion detection systems using realistic distortions of facial image datasets," *The Visual Computer*, pp. 1–20, 2020.
- [16] S. Chang, E. Pierson, P. W. Koh, J. Gerardin, B. Redbird, D. Grusky, and J. Leskovec, "Mobility network models of covid-19 explain inequities and inform reopening," *Nature*, vol. 589, no. 7840, pp. 82–87, 2021.
- [17] D. M. Blei, A. Y. Ng, and M. I. Jordan, "Latent dirichlet allocation," *the Journal of machine Learning research*, vol. 3, pp. 993–1022, 2003.