

Cooling and state preparation in an optical lattice via Markovian feedback control

Ling-Na Wu* and André Eckardt†

Institut für Theoretische Physik, Technische Universität Berlin, Hardenbergstraße 36, Berlin 10623, Germany

(Dated: 22nd July 2022)

We propose and investigate a scheme for in-situ cooling a system of interacting bosonic atoms in a one-dimensional optical lattice without particle loss. It is based on Markovian feedback control. The system is assumed to be probed weakly via the homodyne detection of photons that are scattered off-resonantly by the atoms from a structured probe beam into a cavity mode. By applying an inertial force to the system that is proportional to the measured signal, the system can be guided into a pure target state. Cooling is achieved by preparing the system's ground state, but also excited states can be prepared. While the approach always works for weak interactions, for integer filling the ground state can be prepared with high fidelity for arbitrary interaction strengths. The scheme is found to be robust against reduced measurement efficiencies.

Introduction.— Atomic quantum gases in optical lattices constitute a unique experimental platform for studying quantum many-body systems under extremely clean and flexible conditions [1]. An important property of atomic quantum gases is their extremely high degree of isolation from the environment, which is provided by the optical trapping of atoms inside ultrahigh vacuum. It offers the rather unique opportunity to experimentally study coherent nonequilibrium dynamics of many-body systems [2] over hundreds of tunneling times, before eventually residual heating processes make themselves felt. However, this isolation from the environment also comes with a cost. Namely, whenever excitations are created, e.g. by time-dependent parameter variations, the induced energy remains in the system and causes heating. Therefore, the ability to cool the system (without losing particles) *in situ* or even to mimic its coupling to a low-temperature bath with tunable properties would be highly desirable.

Here we propose and investigate a scheme for in-situ cooling optical lattice systems by means of measurement-based feedback control [3], where depending on the outcome of a continuous measurement, the system Hamiltonian is manipulated in a coherent fashion. As a valuable resource, measurement-based feedback control has found widespread applications such as quantum state preparation [4–11], cooling [12–14], as well as the control of dynamics of a system [15–20] and quantum phase transition [21]. There are various feedback control strategies. In this paper, we consider Markovian feedback control as proposed by Wiseman [22], where a feedback Hamiltonian proportional to the measurement signal is continuously added to the system. Such a feedback is assumed to be instantaneous, meaning that the delay time between the measurement and the application of the control field is small compared to the typical timescales of the system. This assumption ensures the Markovianity of the dynamical description, thus allowing to write down a feedback-modified Lindblad master equation (ME) [22]. For our scheme, a control on the higher kHz scale is sufficient, which can be achieved easily

using digital signal processors. The Markovian feedback method has been applied to various control problems, including the stabilization of arbitrary one-qubit quantum states [23, 24], the manipulation of quantum entanglement between two qubits [25–28], as well as optical and spin squeezing [29, 30].

We consider a system of interacting bosonic atoms in a one-dimensional optical lattice. The system shall be weakly measured via off-resonant scattering of photons from an incoming structured probe beam, as recently proposed by Mehkov et al. [31, 32]. In order to enhance the detection efficiency the system shall be placed inside an optical cavity [20, 33–35], so that (via the Purcell effect [36]) the photons are scattered predominantly into one cavity mode. We will show that for appropriately shaped probe beams, the system can then be cooled *in situ*, by forcing it via a lattice acceleration that is proportional to the signal obtained from a homodyne detection of the scattered photons leaking out of the cavity. We first investigate the non-interacting case and propose a feedback scheme to stabilize its ground state. This scheme is found to perform also well in the presence of weak interactions. Moreover, for strong interactions, we propose a method for cooling in the Mott phase (at integer fillings) [37]. Numerical results show that the scheme performs very well even in the intermediate interactions regimes and continuously connects to the non-interacting scheme so that for systems at integer filling efficient cooling is possible for the whole range of interaction strengths. Moreover our approach is robust against a reduction of the measurement efficiency to about 50%.

Model.— We describe a system of N bosons with open boundary conditions using the one-dimensional Bose-Hubbard model,

$$H = -J \sum_{l=1}^{M-1} (a_l^\dagger a_{l+1} + a_{l+1}^\dagger a_l) + \frac{U}{2} \sum_{l=1}^M n_l(n_l - 1), \quad (1)$$

where a_l annihilates a particle on site l and $n_l = a_l^\dagger a_l$ counts the particle number on site l , with $\sum_l n_l = N$. The first term in (1) describes tunneling between neigh-

boring sites with rate J , and the second term denotes on-site interactions with strength U .

We are interested in cooling the system to its ground state. For this purpose, let us consider a homodyne measurement of an operator c . The dynamical evolution of the system is then described by the stochastic master equation (SME) [3] ($\hbar = 1$ hereafter), $d\rho_c = -i[H, \rho_c]dt + \mathcal{D}[c]\rho_c dt + \mathcal{H}[c]\rho_c dW$, with $\mathcal{H}[c]\rho := c\rho + \rho c^\dagger - \text{Tr}[(c + c^\dagger)\rho]\rho$ and $\mathcal{D}[c]\rho := c\rho c^\dagger - \frac{1}{2}(c^\dagger c\rho + \rho c^\dagger c)$. Here ρ_c denotes the quantum state conditioned on the measurement result, $I_{\text{hom}} = \text{Tr}[(c + c^\dagger)\rho] + \xi(t)$, with $\xi(t) = dW/dt$ and dW being the standard Wiener increment with mean zero and variance dt . The quantum backaction of a weak measurement can be used for tailoring the system's dynamics and to prepare target states. For instance, a quantum nondemolition measurement of light allows for the preparation of different types of atom-number squeezed and macroscopic superposition states [31, 32]. While the state generated in this way is conditional due to the nondeterministic nature of measurement, the introduction of feedback using the information acquired from the measurements allows to steer the system's dynamics into a desired state.

Here we consider a direct feedback strategy, where a signal-dependent, i.e. conditional, feedback term $I_{\text{hom}}F$ is added to the Hamiltonian. According to Markovian feedback control theory [22], the system is then governed by the feedback-modified SME

$$d\rho_c = -i[H + H_{\text{fb}}, \rho_c]dt + \mathcal{D}[A]\rho_c dt + \mathcal{H}[A]\rho_c dW, \quad (2)$$

with operators

$$A = c - iF, \quad H_{\text{fb}} = \frac{1}{2}(c^\dagger F + Fc). \quad (3)$$

By taking the ensemble average of the possible measurement outcomes, we arrive at the feedback-modified ME [22]

$$\dot{\rho} = -i[H + H_{\text{fb}}, \rho] + \mathcal{D}[A]\rho. \quad (4)$$

The effect induced by the feedback loop is seen to replace the collapse operator c by A and to add an extra term H_{fb} to the Hamiltonian. Our task is to find the proper measurement operator c and feedback operator F so that the steady state of the ME (4) is (as close as possible to) the ground state of the target Hamiltonian (1). Ref. [38] points out that the ME (4) has a pure steady state if and only if the effective Hamiltonian $H_{\text{eff}} = H + H_{\text{fb}} - iA^\dagger A/2$ and the collapse operator A have a common eigenstate, which is then the steady state. Since the additional feedback-induced term in the Hamiltonian H_{fb} is proportional to the measurement strength, for weak measurement, we can safely neglect H_{fb} relative to H and construct a collapse operator A so that $A|G\rangle = 0$, with $|G\rangle$ being the ground state of H . The dissipator cannot be neglected, since it is the only dissipative term. This

strategy is confirmed in our simulations below, where H_{fb} is fully taken into account.

Feedback scheme for non-interacting case.— In order to get an insight of how to choose the measurement and feedback operator, let us first take a look at the double-well system ($M = 2$). It can be mapped to a spin- $N/2$ system [39] with the collective spin operators defined as $J_x = \frac{1}{2}(a_1^\dagger a_2 + a_2^\dagger a_1)$, $J_y = -\frac{i}{2}(a_1^\dagger a_2 - a_2^\dagger a_1)$, and $J_z = \frac{1}{2}(a_1^\dagger a_1 - a_2^\dagger a_2)$, which are angular momentum operators satisfying the commutation relations $[J_\mu, J_\nu] = i\epsilon_{\mu\nu\sigma}J_\sigma$ for $\mu, \nu, \sigma = x, y, z$ and the Levi-Civita symbol $\epsilon_{\mu\nu\sigma}$. The ground state of the non-interacting Hamiltonian $H_2 = -J(a_1^\dagger a_2 + a_2^\dagger a_1) = -2JJ_x$ is the eigenstate of J_x , $|j = N/2, m = N/2\rangle$, with the largest eigenvalue $m = N/2$. From the theory of angular momentum, we know that this state is also an eigenstate of operator $J_- = J_z - iJ_y$ with eigenvalue 0. Hence, by choosing the measurement operator c as $\sqrt{\gamma}J_z$ and feedback operator F as $\sqrt{\gamma}J_y$, so that $A = \sqrt{\gamma}(J_z - iJ_y)$, we will reach a steady state very close to the ground state of the Hamiltonian H_2 for weak measurement with strength $\gamma \ll J$.

Now let us turn to the multi-site case. As a generalization of the double-well system, we consider the following measurement operator

$$c = \sqrt{\gamma} \sum_{l=1}^M z_l n_l. \quad (5)$$

It is a weighted sum of site occupations, which can be implemented via homodyne detection of the off-resonant scattering of probe light from the atoms [32, 35, 40]. The coefficients z_l will be fixed later. For the feedback operator, we take

$$F = \sqrt{\gamma}(-i) \sum_{l=1}^{M-1} (a_l^\dagger a_{l+1} - a_{l+1}^\dagger a_l), \quad (6)$$

which describes tunneling between neighboring sites with complex rate and can be realized simply by an inertial force induced by accelerating the lattice, as will be discussed in detail below. For the non-interacting case ($U = 0$), the ground state $|G\rangle$ of (1) is given by $|G\rangle = \frac{1}{\sqrt{N!}} \left(\sum_l g_l a_l^\dagger \right)^N |0\rangle$, $g_l = \sqrt{\frac{2}{M+1}} \sin\left(\frac{\pi l}{M+1}\right)$. The condition $A|G\rangle = (c - iF)|G\rangle = 0$ then fixes the coefficients in the measurement operator (5) as $z_l = (g_{l+1} - g_{l-1})/g_l$. We check the feasibility of the proposed scheme by calculating the fidelity between the steady state ρ_{ss} of Eq. (4) for the proposed scheme (5)-(6) and the ground state of Eq. (1), i.e., $f = \sqrt{\langle G|\rho_{\text{ss}}|G\rangle}$, which takes value between 0 and 1. A higher fidelity implies a better performance of the proposed scheme.

Figure 1(a) shows the fidelity as a function of the measurement strength γ . We also plot the fidelity ‘‘per particle’’ $\tilde{f} \equiv f^{1/N}$ that allows to compare results with different N . As expected, for small enough γ , H_{fb} has

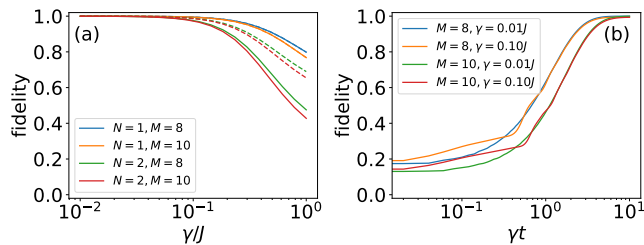


Figure 1. (a) Fidelity f (solid) and fidelity per particle \tilde{f} (dashed) between the steady state of Eq. (4) and the ground state of Eq. (1) versus measurement strength γ . (b) Fidelity between the instantaneous state and the ground state of Eq. (1), starting from the state with one particle on the left-most site.

no detrimental impact and a close-to-one fidelity is approached. The value of γ also influences the time required to reach the steady state. For one particle in a double-well system ($N = 1, M = 2$), it is easy to verify that $f^2 = 1 - \frac{1}{2}e^{-4\gamma t}$ (see supplementary material). Hence, a close-to-one fidelity can be reached at $\gamma t \simeq 1$. In Fig. 1(b), we show the fidelity between the instantaneous state and the target ground state as a function of the scaled time γt for $N = 1$. The short term evolution is found to be dependent on the value of γ , while after $\gamma t \simeq 1$, the curves for different γ collapse onto each other. From Fig. 1 we can infer that $\gamma \lesssim 0.1J$ is sufficient to achieve a high fidelity, corresponding to a preparation in 10 tunnelling times. To obtain the same fidelity, a larger system (with larger M or N) requires a smaller γ , and thus a longer time to reach the steady state. The scheme is robust against weak potential modulations, as shown in the supplementary material for the case of a quasi periodic potential.

Now let us see how the feedback scheme for free particles performs in the presence of interactions. Figure 2 shows the fidelity as a function of the interaction strength U . For weak interactions $U \lesssim J$, the scheme still works very well, although the fidelity decreases as U increases. When the total particle number N is fixed [Fig. 2(a)], the feedback scheme is found to perform better for larger system size (M). This is consistent with the expectation that the impact of interactions becomes weaker for larger system with fixed particle number. The scenario changes when the filling factor $n = N/M$ is fixed. As shown in Fig. 2(b) for half filling $n = 1/2$, the decay of the fidelity with U is faster for larger system.

Feedback scheme for interacting particles— To better capture the impact of interactions, we adapt the feedback scheme by adding a prefactor λ to the feedback operator, so that the collapse operator becomes

$$A = c - i\lambda F, \quad (7)$$

with c and F given by Eqs. (5) and (6). This choice

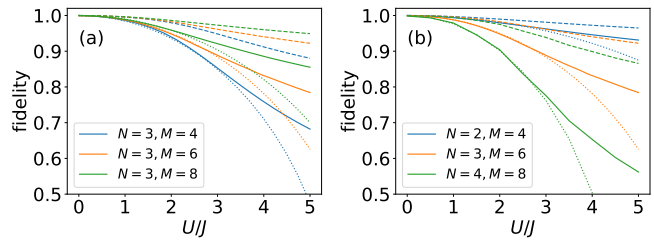


Figure 2. Fidelities f (solid) and \tilde{f} (dashed) between the steady state of Eq. (4) for the proposed scheme (5)-(6) and the ground state of Eq. (1) as a function of the interaction strength U for different site number M at (a) $N = 3$ and (b) half filling $N = M/2$, with $\gamma = 0.01J$. The dotted lines denote the fitting curves $f^2 = 1 - \chi[(nU)/(2\Delta E)]^2$ with χ being the fitting parameter (see supplementary material).

is motivated by the double-well case. For weak interactions, the ground state is well approximated by $|G\rangle \simeq |\psi_0^{(0)}\rangle - \alpha|\psi_2^{(0)}\rangle$ where $|\psi_n^{(0)}\rangle$ denotes the n th eigenstate of the non-interacting Hamiltonian and $\alpha = \sqrt{2N(N-1)}(U/J)/16$. Since $A|G\rangle \propto [\sqrt{N}(1-\lambda) - \alpha\sqrt{2(N-1)}(1+\lambda)]|\psi_1^{(0)}\rangle$, the cooling condition can be satisfied by setting $\lambda = 1 - (U/J)(N-1)/(4M)$, which is a linear function of U/J . The ansatz (7) is also suitable for strong interactions in the case of an even particle number. The ground state is then approximated by $|G\rangle \simeq |n, n\rangle + (nJ/U)(|n+1, n-1\rangle + |n-1, n+1\rangle)$ with integer $n = N/2$. This gives $A|G\rangle = \sqrt{\gamma}[n_1 - n_2 - \lambda(a_1^\dagger a_2 - a_2^\dagger a_1)]|G\rangle \simeq \sqrt{\gamma}n(2J/U - \lambda)(|n+1, n-1\rangle - |n-1, n+1\rangle)$. Therefore, by setting $\lambda = 2J/U$, we have $A|G\rangle \simeq 0$, which leads to a steady state close to the ground state of the system. The scenario changes when N is odd, where the condition $A|G\rangle \simeq 0$ does not hold for any λ (see supplementary material). The above reasoning can be generalized to the multi-site case ($M > 2$). For an integer filling factor n , a high fidelity can be obtained by setting $\lambda = \alpha J/U$, with α depending on M (see supplementary material). This is confirmed numerically. In Fig. 3(a), we show the optimal λ which gives the highest fidelity as a function of U , and the corresponding fidelity is shown in (b). For integer n (orange line), a high fidelity is obtained at $\lambda \propto J/U$.

Imperfect detection efficiency— So far, we have assumed perfect detection. For a finite detection efficiency η , the ME becomes [22]

$$\dot{\rho} = -i[H + H_{\text{fb}}, \rho] + \mathcal{D}[A]\rho + \frac{1-\eta}{\eta}\mathcal{D}[F]\rho. \quad (8)$$

In Fig. 4, we investigate the robustness of the proposed scheme against the detection efficiency η . For both the non-interacting (a) and the interacting (b) cases, the fidelity is found to decrease slowly with η . One can roughly say that rather large fidelities are found for efficiencies $\eta \gtrsim 1/2$.

Stabilizing general eigenstates.— After having focused

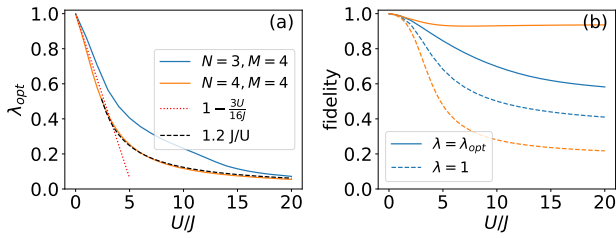


Figure 3. (a) The optimal parameter λ which gives the highest fidelity between the steady state of Eq. (4) and the ground state of Eq. (1) as a function of the interaction strength U . The corresponding fidelity f is shown in (b) for $\gamma = 0.01J$.

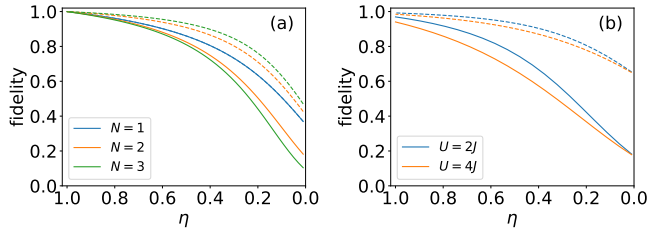


Figure 4. Fidelities f (solid) and \tilde{f} (dashed) between the steady state of Eq. (8) for the proposed scheme (5)-(6) and the ground state of Eq. (1) as a function of the detection efficiency η for (a) non-interacting case with different particle number N at $M = 8$ and for (b) interacting case with $M = N = 4$ and $\gamma = 0.01J$.

on the ground state of the system, let us now discuss the preparation of a general eigenstate. For the single-particle problem, the n th eigenstate reads $|\psi_n\rangle = \sum_l g_l^{(n)} |l\rangle$, $g_l^{(n)} = \sqrt{\frac{2}{M+1}} \sin\left(\frac{n\pi l}{M+1}\right)$. Hence, we can prepare each eigenstate by using the feedback operator (6) and measurement operator (5) with z_l given by $z_l = [g_{l+1}^{(n)} - g_{l-1}^{(n)}]/g_l^{(n)}$. The scheme can be generalized to N non-interacting particles to prepare the n th ‘coherent’ eigenstate $|n, N\rangle = \frac{1}{\sqrt{N!}} \left(\sum_l g_l^{(n)} a_l^\dagger\right)^N |0\rangle$, where all the particles occupy the n th single-particle eigenstate. Figure 5(a) shows the fidelity between the steady state and $|n, N\rangle$ as a function of the measurement strength γ . Since $|n, N\rangle$ shows the same behavior as $|M-n+1, N\rangle$, we can focus on $n \leq M/2$. As expected, the fidelity increases as γ decreases, and approaches 1 for a small enough γ . To get the same fidelity, the higher excited states require a smaller γ . In Fig. 5(b), we compare the robustness of the scheme to interactions for the ground state and the highest excited state. For repulsive interaction $U > 0$, the scheme for the ground state is more robust than that for the highest excited state. The situation turns around when the interaction is attractive.

Experimental implementation.— Now we discuss the experimental implementation of the proposed scheme. By including the feedback control term $I_{\text{hom}}F$, the

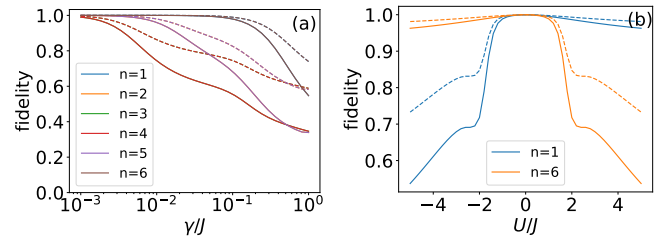


Figure 5. Fidelities f (solid) and \tilde{f} (dashed) between the steady state of Eq. (4) and the n th ‘coherent’ eigenstate $|n, N\rangle$ as a function of (a) the measurement strength γ for non-interacting case ($U = 0$) and (b) the interaction strength U for $\gamma = 0.01J$. The feedback operator F in the ME (4) is given by Eq. (6), and the measurement operator c is given by Eq. (5) with $z_l = [g_{l+1}^{(n)} - g_{l-1}^{(n)}]/g_l^{(n)}$. The parameters are $M = 6$, $N = 2$.

Hamiltonian for the feedback scheme then reads

$$H = - \sum_{l=1}^{M-1} (J' a_l^\dagger a_{l+1} + J'^* a_{l+1}^\dagger a_l) + \frac{U}{2} \sum_{l=1}^M n_l(n_l - 1),$$

with $J' = J + i\sqrt{\gamma}I_{\text{hom}} = \sqrt{J^2 + \gamma I_{\text{hom}}^2} e^{i\theta(t)}$ and $\tan\theta(t) = \sqrt{\gamma}I_{\text{hom}}/J$. The complex tunneling rate can be realized by accelerating the lattice. Suppose we shake the lattice so that the potential is given by $V(x, t) = V_L(x - d_L\xi(t))$, with d_L being the lattice constant. In the reference frame comoving with the lattice, it can be shown [41] that this is equivalent to modifying the tunneling rate J_0 as $J_{\text{eff}} = J_0 e^{i\theta(t)}$ where $\theta(t) = md_L^2 \dot{\xi}(t)$ and $\dot{\xi}(t) = \arctan(\sqrt{\gamma}I_{\text{hom}}/J)/(md_L^2) = \frac{2E_R}{\pi^2} \arctan(\sqrt{\gamma}I_{\text{hom}}/J)$ with the recoil energy $E_R = \pi^2/(2md_L^2)$.

The drift of lattice is dependent on the homodyne current I_{hom} , which can be simulated from solving the SME (2). In real experiments, a smaller drift of the lattice will be favored. We show the standard deviation of the lattice displacement (in unit of d_L), $\Delta\xi(t)$, in Fig. 6(a), with $E_R/J = 15$ corresponding to a lattice depth of $V_0/E_R = 5$ [42]. $\Delta\xi(t)$ is found to be proportional to $\sqrt{\gamma t}$, a feature of a random walk. At the time when the system approaches the steady state [Fig. 6(b)], the average drift of the lattice is about one and half lattice constant d_L . The drift can be reduced further by post selection [Fig. 6(c)-(d)]. The blue line denotes the result from 1000 trajectories. The dashed (dotted) line is the case where we discard 50% (85%) of the trajectories, whose ξ exceeds 1.8 (1.2) during the evolution. While the post selection reduces the overall drift, it does not influence the fidelity [Fig. 6(d)].

Conclusion.— we describe a scheme for in-situ cooling of a bosonic quantum gases in an optical lattice. It is based on Markovian feedback control and allows for preparing the ground state of a Bose-Hubbard model as the steady state of the open system. Our scheme works for all

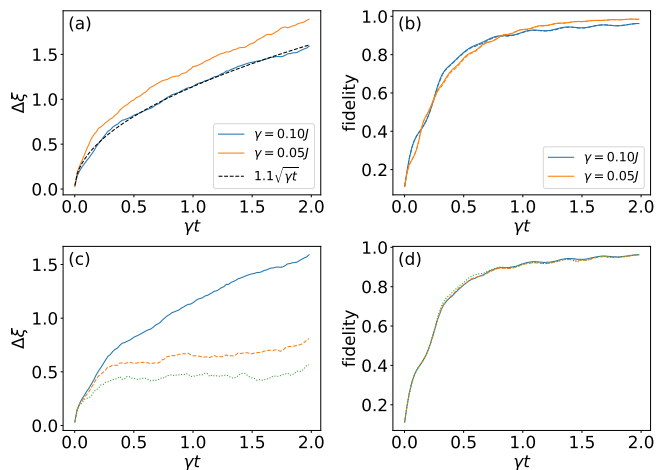


Figure 6. (a) Standard deviation of the displacement of the lattice in units of the lattice constant, $\Delta\xi$, as a function of time. (b) Corresponding fidelity between the instantaneous state and the ground state. The solid lines denote the result from the ME (4). The dashed lines denote the averaged result of the SME (2) over 1000 trajectories. (c) $\Delta\xi$ as a function of time. The solid line is the result from 1000 trajectories. The dashed (dotted) line is the result from post-selection samples where the trajectories with ξ larger than 1.8 (1.2) during the evolution are discarded. (d) Corresponding fidelity. The parameters are $N = 2$, $M = 4$, $U = J$. The time step in the simulation of SME is set to be $dt = 0.01/J$. For (c) and (d), $\gamma = 0.1J$. The initial condition is that all atoms occupy the leftmost site.

interaction strengths in case of integer filling. For non-integer filling factors it is limited to the regime of weak interactions. The implementation of the scheme, which is based on placing the optical lattice inside a cavity, is shown to be robust against inefficient measurement. We also propose a scheme for the preparation of higher eigenstates. This suggests the possibility to simulate a finite-temperature bath and to study heat transport problems.

We acknowledge discussions with Lorenz Wanckel. This research was funded by the Deutsche Forschungsgemeinschaft (DFG, German Research Foundation) Projektnummer 163436311 SFB 910.

* lingna.wu@tu-berlin.de

† eckardt@tu-berlin.de

- [1] Maciej Lewenstein, Anna Sanpera, and Veronica Ahufinger, *Ultracold Atoms in Optical Lattices: Simulating quantum many-body systems* (Oxford University Press, 2012).
- [2] Anatoli Polkovnikov, Krishnendu Sengupta, Alessandro Silva, and Mukund Vengalattore, “Colloquium: Nonequilibrium dynamics of closed interacting quantum systems,” *Rev. Mod. Phys.* **83**, 863–883 (2011).
- [3] Howard M Wiseman and Gerard J Milburn, *Quantum measurement and control* (Cambridge university press,

2009).

- [4] Clément Sayrin, Igor Dotsenko, Xingxing Zhou, Bruno Peaudecerf, Théo Rybarczyk, Sébastien Gleyzes, Pierre Rouchon, Mazyar Mirrahimi, Hadis Amini, Michel Brune, Jean-Michel Raimond, and Serge Haroche, “Real-time quantum feedback prepares and stabilizes photon number states,” *Nature* **477**, 73–77 (2011).
- [5] JM Geremia, John K. Stockton, and Hideo Mabuchi, “Real-time quantum feedback control of atomic spin-squeezing,” *Science* **304**, 270–273 (2004).
- [6] JM Geremia, “Deterministic and nondestructively verifiable preparation of photon number states,” *Phys. Rev. Lett.* **97**, 073601 (2006).
- [7] Masahiro Yanagisawa, “Quantum feedback control for deterministic entangled photon generation,” *Phys. Rev. Lett.* **97**, 190201 (2006).
- [8] Antonio Negretti, Uffe V. Poulsen, and Klaus Mølmer, “Quantum superposition state production by continuous observations and feedback,” *Phys. Rev. Lett.* **99**, 223601 (2007).
- [9] X. Zhou, I. Dotsenko, B. Peaudecerf, T. Rybarczyk, C. Sayrin, S. Gleyzes, J. M. Raimond, M. Brune, and S. Haroche, “Field locked to a fock state by quantum feedback with single photon corrections,” *Phys. Rev. Lett.* **108**, 243602 (2012).
- [10] Kevin C. Cox, Graham P. Greve, Joshua M. Weiner, and James K. Thompson, “Deterministic squeezed states with collective measurements and feedback,” *Phys. Rev. Lett.* **116**, 093602 (2016).
- [11] M. Gajdacz, A. J. Hilliard, M. A. Kristensen, P. L. Pedersen, C. Klempt, J. J. Arlt, and J. F. Sherson, “Preparation of ultracold atom clouds at the shot noise level,” *Phys. Rev. Lett.* **117**, 073604 (2016).
- [12] Pavel Bushev, Daniel Rotter, Alex Wilson, François Dubin, Christoph Becher, Jürgen Eschner, Rainer Blatt, Viktor Steixner, Peter Rabl, and Peter Zoller, “Feedback cooling of a single trapped ion,” *Phys. Rev. Lett.* **96**, 043003 (2006).
- [13] Markus Koch, Christian Sames, Alexander Kubanek, Matthias Apel, Maximilian Balbach, Alexei Ourjoumtsev, Pepijn W. H. Pinkse, and Gerhard Rempe, “Feedback cooling of a single neutral atom,” *Phys. Rev. Lett.* **105**, 173003 (2010).
- [14] N. Behbood, G. Colangelo, F. Martin Ciurana, M. Napolitano, R. J. Sewell, and M. W. Mitchell, “Feedback cooling of an atomic spin ensemble,” *Phys. Rev. Lett.* **111**, 103601 (2013).
- [15] R. Vijay, C. Macklin, D. H. Slichter, S. J. Weber, K. W. Murch, R. Naik, A. N. Korotkov, and I. Siddiqi, “Stabilizing rabi oscillations in a superconducting qubit using quantum feedback,” *Nature* **490**, 77–80 (2012).
- [16] N. V. Morrow, S. K. Dutta, and G. Raithel, “Feedback control of atomic motion in an optical lattice,” *Phys. Rev. Lett.* **88**, 093003 (2002).
- [17] Daniel A. Steck, Kurt Jacobs, Hideo Mabuchi, Tanmoy Bhattacharya, and Salman Habib, “Quantum feedback control of atomic motion in an optical cavity,” *Phys. Rev. Lett.* **92**, 223004 (2004).
- [18] Alexander Carmele, Julia Kabuss, Franz Schulze, Stephan Reitzenstein, and Andreas Knorr, “Single photon delayed feedback: A way to stabilize intrinsic quantum cavity electrodynamics,” *Phys. Rev. Lett.* **110**, 013601 (2013).
- [19] T. Vanderbruggen, R. Kohlhaas, A. Bertoldi, S. Bernon,

- A. Aspect, A. Landragin, and P. Bouyer, “Feedback control of trapped coherent atomic ensembles,” *Phys. Rev. Lett.* **110**, 210503 (2013).
- [20] Katrin Kroeger, Nishant Dogra, Rodrigo Rosa-Medina, Marcin Paluch, Francesco Ferri, Tobias Donner, and Tilman Esslinger, “Continuous feedback on a quantum gas coupled to an optical cavity,” *New Journal of Physics* **22**, 033020 (2020).
- [21] D. A. Ivanov, T. Yu. Ivanova, S. F. Caballero-Benitez, and I. B. Mekhov, “Feedback-induced quantum phase transitions using weak measurements,” *Phys. Rev. Lett.* **124**, 010603 (2020).
- [22] H. M. Wiseman, “Quantum theory of continuous feedback,” *Phys. Rev. A* **49**, 2133–2150 (1994).
- [23] Jin Wang and H. M. Wiseman, “Feedback-stabilization of an arbitrary pure state of a two-level atom,” *Phys. Rev. A* **64**, 063810 (2001).
- [24] P. Campagne-Ibarcq, S. Jezouin, N. Cottet, P. Six, L. Bretheau, F. Mallet, A. Sarlette, P. Rouchon, and B. Huard, “Using spontaneous emission of a qubit as a resource for feedback control,” *Phys. Rev. Lett.* **117**, 060502 (2016).
- [25] Jin Wang, H. M. Wiseman, and G. J. Milburn, “Dynamical creation of entanglement by homodyne-mediated feedback,” *Phys. Rev. A* **71**, 042309 (2005).
- [26] A. R. R. Carvalho and J. J. Hope, “Stabilizing entanglement by quantum-jump-based feedback,” *Phys. Rev. A* **76**, 010301 (2007).
- [27] A. R. R. Carvalho, A. J. S. Reid, and J. J. Hope, “Controlling entanglement by direct quantum feedback,” *Phys. Rev. A* **78**, 012334 (2008).
- [28] L. C. Wang, J. Shen, and X. X. Yi, “Effect of feedback control on the entanglement evolution,” *The European Physical Journal D* **56**, 435–440 (2010).
- [29] P. Tombesi and D. Vitali, “Physical realization of an environment with squeezed quantum fluctuations via quantum-nondemolition-mediated feedback,” *Phys. Rev. A* **50**, 4253–4257 (1994).
- [30] L. K. Thomsen, S. Mancini, and H. M. Wiseman, “Spin squeezing via quantum feedback,” *Phys. Rev. A* **65**, 061801 (2002).
- [31] Igor B. Mekhov and Helmut Ritsch, “Quantum non-demolition measurements and state preparation in quantum gases by light detection,” *Phys. Rev. Lett.* **102**, 020403 (2009).
- [32] T. J. Elliott, W. Kozłowski, S. F. Caballero-Benitez, and I. B. Mekhov, “Multipartite entangled spatial modes of ultracold atoms generated and controlled by quantum measurement,” *Phys. Rev. Lett.* **114**, 113604 (2015).
- [33] Ferdinand Brennecke, Tobias Donner, Stephan Ritter, Thomas Bourdel, Michael Köhl, and Tilman Esslinger, “Cavity qed with a bose–einstein condensate,” *Nature* **450**, 268–271 (2007).
- [34] Kristian Baumann, Christine Guerlin, Ferdinand Brennecke, and Tilman Esslinger, “Dicke quantum phase transition with a superfluid gas in an optical cavity,” *Nature* **464**, 1301–1306 (2010).
- [35] Helmut Ritsch, Peter Domokos, Ferdinand Brennecke, and Tilman Esslinger, “Cold atoms in cavity-generated dynamical optical potentials,” *Rev. Mod. Phys.* **85**, 553–601 (2013).
- [36] Edward Mills Purcell, “Spontaneous emission probabilities at radio frequencies,” in *Confined Electrons and Photons* (Springer, 1995) pp. 839–839.
- [37] Markus Greiner, Olaf Mandel, Tilman Esslinger, Theodor W. Hänsch, and Immanuel Bloch, “Quantum phase transition from a superfluid to a mott insulator in a gas of ultracold atoms,” *Nature* **415**, 39–44 (2002).
- [38] Naoki Yamamoto, “Parametrization of the feedback hamiltonian realizing a pure steady state,” *Phys. Rev. A* **72**, 024104 (2005).
- [39] BJ Dalton and S Ghanbari, “Two mode theory of bose–einstein condensates: interferometry and the josephson model,” *Journal of Modern Optics* **59**, 287–353 (2012).
- [40] Yuto Ashida and Masahito Ueda, “Diffraction-unlimited position measurement of ultracold atoms in an optical lattice,” *Phys. Rev. Lett.* **115**, 095301 (2015).
- [41] André Eckardt, “Colloquium: Atomic quantum gases in periodically driven optical lattices,” *Rev. Mod. Phys.* **89**, 011004 (2017).
- [42] Immanuel Bloch, Jean Dalibard, and Wilhelm Zwerger, “Many-body physics with ultracold gases,” *Rev. Mod. Phys.* **80**, 885–964 (2008).
- [43] Serge Aubry and Gilles André, “Analyticity breaking and anderson localization in incommensurate lattices,” *Proceedings, VIII International Colloquium on Group-Theoretical Methods in Physics* **3** (1980).

Supplementary Material

Ling-Na Wu and André Eckardt

Institut für Theoretische Physik, Technische Universität Berlin, Hardenbergstraße 36, Berlin 10623, Germany

One particle in a double well

For one particle in a double well, the system Hamiltonian reads

$$H = \begin{pmatrix} 0 & -J \\ -J & 0 \end{pmatrix}, \quad (\text{S1})$$

whose ground state is given by $|G\rangle = \frac{1}{\sqrt{2}} \begin{pmatrix} 1 \\ 1 \end{pmatrix}$. The feedback ME reads

$$\dot{\rho} = -i[H, \rho] + \mathcal{D}[A]\rho, \quad (\text{S2})$$

with the collapse operator given by

$$A = \sqrt{\gamma}(\sigma_z - i\sigma_y) = \sqrt{\gamma} \begin{pmatrix} 1 & -1 \\ 1 & -1 \end{pmatrix}. \quad (\text{S3})$$

Note that the additional feedback-induced term in the Hamiltonian $H_{\text{fb}} \propto \{\sigma_y, \sigma_z\} = 0$ in this case.

Starting from the initial state $\begin{pmatrix} 1 \\ 0 \end{pmatrix}$, the state at time t is given by

$$\rho(t) = \frac{1}{2} \begin{pmatrix} 1 + e^{-2\gamma t} \cos(2Jt) & 1 - e^{-4\gamma t} - ie^{-2\gamma t} \sin(2Jt) \\ 1 - e^{-4\gamma t} + ie^{-2\gamma t} \sin(2Jt) & 1 - e^{-2\gamma t} \cos(2Jt) \end{pmatrix}. \quad (\text{S4})$$

Hence, we have

$$\langle G|\rho(t)|G\rangle = 1 - \frac{1}{2}e^{-4\gamma t}. \quad (\text{S5})$$

The robustness of the free particle scheme against disorder

As a test of the robustness of the free particle scheme, we add quasi disorder via an incommensurate periodic potential modulation (Aubry-André model [43]) $V(l) = V_d \cos(2\pi\beta l)$, with $\beta = (\sqrt{5} - 1)/2$, i.e., consider the Hamiltonian

$$H = -J \sum_l (a_l^\dagger a_{l+1} + a_{l+1}^\dagger a_l) + \sum_l V(l) n_l, \quad (\text{S6})$$

and see how the fidelity decreases with the disorder strength V_d . The results are shown in Fig. S1, where V_d remains below the critical value of $V_d^c = 2J$, so that all eigenstates remain delocalized. We can see that the scheme is robust to weak disorder.

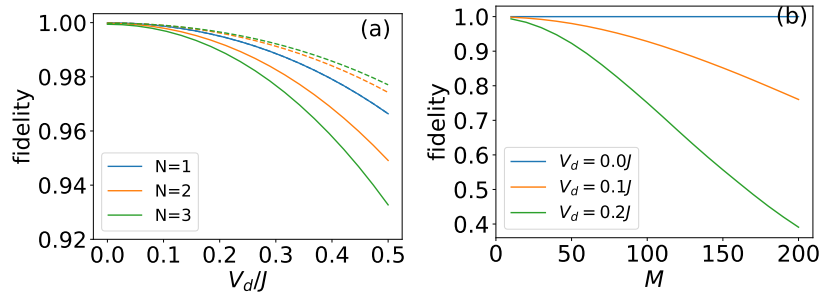


Figure S1. The fidelities f (solid) and \tilde{f} (dashed) between the steady state of Eq. (4) for the proposed scheme (5)-(6) and the ground state of Eq. (S6) as a function of (a) the disorder strength V_d for different N at $M = 8$, and (b) the system size M for $N = 1$. Other parameters are $U = 0$, $\gamma = 0.01J$.

Double well system under weak interactions

According to perturbation theory, for weak interactions $NU/2 \ll J$, the ground state is approximately given by $|G\rangle \simeq |\psi_0^{(0)}\rangle - \alpha|\psi_2^{(0)}\rangle$, where $|\psi_n^{(0)}\rangle$ denotes the n th eigenstate of the non-interacting Hamiltonian and $\alpha = \sqrt{2N(N-1)}(U/J)/16$. By noting $J_-|\psi_2^{(0)}\rangle = \sqrt{2(N-1)}|\psi_1^{(0)}\rangle$ and $J_-|\psi_1^{(0)}\rangle = \sqrt{N}|\psi_0^{(0)}\rangle$, we see that the ground state is coupled to the first excited state $|E\rangle \simeq |\psi_1^{(0)}\rangle$ by the collapse operator $A = \sqrt{\gamma}J_-$ and the ratio of transfer rate between them reads $|\langle E|J_-|G\rangle/\langle G|J_-|E\rangle|^2 = [\sqrt{2(N-1)}\alpha/\sqrt{N}]^2 = [(N-1)(U/J)/8]^2 \equiv \nu$, the fidelity is approximately given by $f^2 = 1 - \nu$. For general M , the scenario is more complicated as the ground state is coupled to several states, while the conclusion is generally that the reduction of the fidelity is proportional to $[nU/(2\Delta E)]^2$ with the filling factor $n = N/M$ and single-particle energy gap $\Delta E = 2J \cos[\pi/(M+1)] - 2J \cos[2\pi/(M+1)]$.

Double well system with odd particle numbers

For odd N and $M = 2$, when $U \gg NJ$, the ground state is approximately given by

$$|G\rangle \simeq \frac{1}{\sqrt{2}} \left(\left| \frac{N+1}{2}, \frac{N-1}{2} \right\rangle + \left| \frac{N-1}{2}, \frac{N+1}{2} \right\rangle \right) + \frac{NJ}{4\sqrt{2}U} \left(\left| \frac{N+3}{2}, \frac{N-3}{2} \right\rangle + \left| \frac{N-3}{2}, \frac{N+3}{2} \right\rangle \right). \quad (\text{S7})$$

Therefore, for $N \gg 1$ we have

$$\begin{aligned} \frac{1}{\sqrt{\gamma}}A|G\rangle &= [n_1 - n_2 - \lambda(a_1^\dagger a_2 - a_2^\dagger a_1)]|G\rangle \\ &\simeq \frac{1}{\sqrt{2}} \left(\left| \frac{N+1}{2}, \frac{N-1}{2} \right\rangle - \left| \frac{N-1}{2}, \frac{N+1}{2} \right\rangle \right) + \frac{3NJ}{4\sqrt{2}U} \left(\left| \frac{N+3}{2}, \frac{N-3}{2} \right\rangle - \left| \frac{N-3}{2}, \frac{N+3}{2} \right\rangle \right) \\ &\quad - \frac{\lambda N}{2\sqrt{2}} \left(\left| \frac{N+3}{2}, \frac{N-3}{2} \right\rangle + \left| \frac{N+1}{2}, \frac{N-1}{2} \right\rangle \right) - \frac{\lambda N^2 J}{8\sqrt{2}U} \left(\left| \frac{N+5}{2}, \frac{N-5}{2} \right\rangle + \left| \frac{N-1}{2}, \frac{N+1}{2} \right\rangle \right) \\ &\quad + \frac{\lambda N}{2\sqrt{2}} \left(\left| \frac{N-1}{2}, \frac{N+1}{2} \right\rangle + \left| \frac{N-3}{2}, \frac{N+3}{2} \right\rangle \right) + \frac{\lambda N^2 J}{8\sqrt{2}U} \left(\left| \frac{N+1}{2}, \frac{N-1}{2} \right\rangle + \left| \frac{N-5}{2}, \frac{N+5}{2} \right\rangle \right) \\ &= |G\rangle + \frac{\lambda N}{2\sqrt{2}} \left(\frac{NJ}{4U} - 1 \right) \left(\left| \frac{N+1}{2}, \frac{N-1}{2} \right\rangle - \left| \frac{N-1}{2}, \frac{N+1}{2} \right\rangle \right) \\ &\quad + \frac{N}{2\sqrt{2}} \left(\frac{J}{U} - \lambda \right) \left(\left| \frac{N+3}{2}, \frac{N-3}{2} \right\rangle - \left| \frac{N-3}{2}, \frac{N+3}{2} \right\rangle \right) \\ &\quad - \frac{\lambda N^2 J}{8\sqrt{2}U} \left(\left| \frac{N+5}{2}, \frac{N-5}{2} \right\rangle - \left| \frac{N-5}{2}, \frac{N+5}{2} \right\rangle \right). \end{aligned} \quad (\text{S8})$$

From above expression, we can see that it's impossible to make $A|G\rangle = 0$ no matter what value λ takes. We can only make the transfer rate from the ground state to other states small by setting $\lambda = J/U$.

Multi-site case (general M) at integer filling

Now let's consider the general M case with integer filling factor $n = N/M$. For $U \gg NJ$, the ground state is well approximated by

$$|G\rangle \simeq |n, \dots, n\rangle + \frac{nJ}{U} \sum_{l=1}^{M-1} (|n, \dots, n_l + 1, n_{l+1} - 1, \dots, n\rangle + |n, \dots, n_l - 1, n_{l+1} + 1, \dots, n\rangle), \quad (\text{S9})$$

where the second term contains all the Fock states that can be obtained from the equally distributed state $|n, \dots, n\rangle$ by transferring one particle from one site to its neighboring site. This gives

$$\frac{1}{\sqrt{\gamma}}c|G\rangle = \sum_{l=1}^M z_l n_l |G\rangle \simeq \frac{nJ}{U} \sum_{l=1}^{M-1} (z_l - z_{l+1}) (|n, \dots, n_l + 1, n_{l+1} - 1, \dots, n\rangle - |n, \dots, n_l - 1, n_{l+1} + 1, \dots, n\rangle), \quad (\text{S10})$$

where we have used $\sum_l z_l = 0$, and

$$\frac{i}{\sqrt{\gamma}} F|G\rangle = \sum_{l=1}^{M-1} (a_l^\dagger a_{l+1} - a_{l+1}^\dagger a_l)|G\rangle \simeq n \sum_{l=1}^{M-1} (|n, \dots, n_l + 1, n_{l+1} - 1, \dots, n\rangle - |n, \dots, n_l - 1, n_{l+1} + 1, \dots, n\rangle). \quad (\text{S11})$$

Therefore,

$$\frac{1}{\sqrt{\gamma}} A|G\rangle = \frac{1}{\sqrt{\gamma}} (c - i\lambda F)|G\rangle \simeq n \sum_{l=1}^{M-1} \left[(z_l - z_{l+1}) \frac{J}{U} - \lambda \right] (|n, \dots, n_l + 1, n_{l+1} - 1, \dots, n\rangle - |n, \dots, n_l - 1, n_{l+1} + 1, \dots, n\rangle). \quad (\text{S12})$$

So by setting $\lambda = (z_l - z_{l+1}) \frac{J}{U}$, we have $A|G\rangle \simeq 0$.