

Automatic Product Ontology Extraction from Textual Reviews

Joel Oksanen
Imperial College London
London, UK

Oana Cocarascu
King’s College London
London, UK

Francesca Toni
Imperial College London
London, UK

ABSTRACT

Ontologies have proven beneficial in different settings that make use of textual reviews. However, manually constructing ontologies is a laborious and time-consuming process in need of automation. We propose a novel methodology for automatically extracting ontologies, in the form of meronomies, from product reviews, using a very limited amount of hand-annotated training data. We show that the ontologies generated by our method outperform hand-crafted ontologies (WordNet) and ontologies extracted by existing methods (Text2Onto and COMET) in several, diverse settings. Specifically, our generated ontologies outperform the others when evaluated by human annotators as well as on an existing Q&A dataset from Amazon. Moreover, our method is better able to generalise, in capturing knowledge about unseen products. Finally, we consider a real-world setting, showing that our method is better able to determine recommended products based on their reviews, in alternative to using Amazon’s standard score aggregations.

1 INTRODUCTION

Ontologies have proven beneficial in a variety of settings that operate with textual reviews, such as sentiment analysis (e.g., as in [13, 39]), e-commerce (e.g., as in [16]), and recommender systems (e.g., as in [7]). In particular, product ontologies can help users quickly obtain information about products and thus aid with purchase decision making. However, constructing ontologies manually is a laborious and time-consuming process in need of automation. In recent years, several approaches have been proposed to automatically construct ontologies (for a recent survey see [1]).

Different types of relations can be used in ontologies. We focus on extracting *meronomies* that represent *part of* relations where a node’s children are constituent parts of that node (e.g., the parent may be *camera* and one of its children may be *lens*). Alternatively, relations may amount to *taxonomies* (e.g., as in Graph2Taxo [31]) amounting to *is a* relations where a node’s children are more specialised forms of that node (e.g., the parent may be *camera* and one of its children may be *digital camera*). In this paper, the taxonomy of a node is included within that node’s *synset* (sets of synonyms), i.e., we do not distinguish between the different forms aspects (i.e., *products*, their *features*, *sub-features* etc.) may take (e.g., *film camera* and *digital camera* are all within the synset for *camera*).

We propose a novel method for extracting product ontologies (of the form just described) from textual product reviews, using *masked BERT* [8] within a *distantly supervised* setting. Specifically, our method incorporates a BERT model for identifying the various *aspects* of products and another BERT model to determine *sub-feature relations* between aspects. In addition, we train word2vec [24] to extract word vectors which are used to group the aspects into *synsets* using the method proposed in [19]. Our method requires a very limited amount of hand-annotation, relying on a very small,

manually created ontology and using distantly supervised learning where a large amount of text is *automatically* annotated.

We evaluate our method on product reviews from Amazon¹ with several, diverse experiments showing that an ontology extracted by our method outperforms a lexical database of semantic relations between words, WordNet [26], and two ontology learning frameworks, Text2Onto [5] and COMET [3]. The experiments amount to: 1) ontology evaluation with human annotators, 2) ontology evaluation on a Q&A dataset on Amazon products [23, 36], 3) ability to generalise on unseen products. We also evaluate the usefulness of our method in a downstream task, to produce ontologies amenable to determine recommended products based on their reviews as an alternative to the aggregated scores shown on Amazon².

2 RELATED WORK

Several works have proposed methods for ontology construction for e-commerce, e.g., [12, 16, 17], the vast majority focusing on taxonomies. [16] propose a deep neural network that leverages the taxonomy of product categories and extracts attributes conditional to its category. The method is evaluated on a taxonomy of 4000 product categories. Other works also focus on taxonomies [18, 21, 32, 33]. Product ontology extraction in the form of meronomies is much less explored. Amongst these, [17] use Latent Semantic Analysis to represent words as vectors in high-dimensional space and cosine similarity to construct aspect ontologies, testing their method on four tech-related product types: digital camera, mobile phone, DVD player, and mp3 player. Further, [12] extract ontologies from product reviews using structured input metadata and predefined relations between aspects, and test their method on two product categories only: smartphones and digital cameras.

Huge semantic knowledge bases, such as YAGO [35], DBpedia [2], and ConceptNet [34], are a popular source for structured common knowledge. However, their knowledge is often limited when it comes to niche categories such as specific products: for example, the *HasA* relation for *kettle*³ on English ConceptNet gives only one result of *handle*, missing important features such as *base*, *switch*, and *material*. Therefore, such knowledge bases are unsuitable for constructing a useful and comprehensive product ontology.

Masking has built-in support in BERT [8], where it plays a central role in the pre-training phase. Indeed, one of the tasks BERT is trained on is *masked language modelling* where random words are replaced with a [MASK] token and the model needs to predict these words based on the context provided by the non-masked words in the sequence. [22] showed that BERT performs well at capturing *made of* and *part of* relations, due to masking tokens during pre-training. [28] explored the use of masked language models by masking fine-grained aspects during training on review

¹<https://nijianmo.github.io/amazon/index.html>

²<https://www.amazon.com/>

³<https://conceptnet.io/c/en/kettle>

data from Yelp and Amazon clothing. There are other works that use deep learning techniques to extract ontologies [27] and knowledge graphs [20] but on different types of data and tasks than the one addressed in this paper. In this paper we will evaluate our method against two existing methods which can be used to automatically extract ontologies in the form of meronomies from text: Text2Onto [5] and COMET [3] used with ConceptNet.

There are also works in the area of aspect-based sentiment analysis that involve the identification of aspects in reviews (for an overview of methods used in this area see surveys [13, 39]). Whilst our aim is not on performing sentiment analysis, the aspects extracted for this task can be used to create an ontology.

3 METHODOLOGY

We first present (Section 3.1) the annotation method we use to obtain automatically, from a small hand-crafted ontology, the training data for our two BERT models, and then describe our four-stage pipeline for extracting ontologies from text: entity extraction (Section 3.2), aspect extraction (Section 3.3), synonym extraction (Section 3.4), and ontology extraction (Section 3.5), where aspects amount to products or features, and ontology extraction includes a component for extracting relations between aspects. Figure 1 shows an overview of the pipeline underpinning our methodology.

3.1 Annotating Training Data for Masked BERT

Annotating reviews with ontological information that would be representative of an entire set of products (such as available on Amazon) would be nearly impossible due to the large number of different product categories. However, we can benefit from the observation that, in review texts, certain grammatical constructs are similar regardless of the product. Consider the following two sentences, where *lens* is a feature of *camera* and *material* is a feature of *sweater*:

*I love the **lens** on this **camera***
*I love the **material** of this **sweater***

Masking the entities in bold in the sentences, we obtain:

*I love the **e1** on this **e2** and I love the **e1** of this **e2***

The two sentences are nearly identical. Indeed, while the entities in these review texts are domain-specific, the context is domain-independent. Then, if we know that *lens* is a feature of product *camera*, with masking, we can train a classifier to recognise that *material* is a feature of product *sweater*. This example is, clearly, an idealised scenario, but similar considerations can be made more generally. For example, consider the following two sentences:

*The **camera housing** is made of shiny black **plastic** but it feels nicely weighted*

*It's a lovely warm **jumper** that has a nice **feel** to it*

Masking the entities in bold, we obtain:

*The **e1** is made of shiny black **e2** but it feels nicely weighted*
*It's a lovely warm **e1** that has a nice **e2** to it*

These still contain some rather domain-specific terms such as *shiny*, *weighted*, and *warm*, but they are nonetheless common to wider categories of products, such as *electronics* or *clothing*. Thus, we hypothesise that a varied set of annotated reviews for few selected

Table 1: Training data examples for aspect extraction with entities highlighted in bold.

Text	Label
"My daughter loves it!"	0
"The material is super soft."	1
"I love this sweater ."	2

Table 2: Training data examples for relation extraction with entities highlighted in bold.

Text	Label
"I like the design and the material ."	0
"The sweater 's fabric is so soft."	1
"The colour of the sweater is beautiful."	2

products should suffice to train domain-independent classifiers for ontology extraction. However, manually annotating reviews for even a handful of products would still require looking at several thousands of sentences in order to obtain a sufficiently large dataset for training. Our method uses *distantly supervised learning* with automatically annotated reviews from a manually created, small ontology for a few (randomly) chosen categories of products⁴. An automated process searches review texts for terms that appear in this ontology, and masks them while also labelling sentences in the review texts, as indicated below, to obtain training data for the two tasks of aspect and relation extraction. Note that without masking the classifiers would simply learn to recognise the terms in the manually created ontology; instead, with masking, they are forced to rely solely on the terms' context, which is more varied.

To obtain training data for the aspect extraction task, our method automatically selects review sentences containing exactly one commonly appearing entity in the reviews and labels these sentences with: 0 if the entity is not an aspect, 1 if the entity is a feature aspect, or 2 if the entity is a product aspect, as illustrated in Table 1. Selecting only a subset of the sentences allows us to reduce the aspect recognition task (see Section 3.3) to a classification task instead of a sequence-labelling problem. At the same time, even relatively small product categories have large amounts of review data available, so pruning the number of sentences does not jeopardise our ability to obtain a sufficient amount of data.

To obtain data for the relation extraction task, our method automatically selects review sentences containing exactly two aspects from the manually annotated ontology and labels each such sentence as follows: 1 if the second aspect is a feature of the first aspect, 2 if the first aspect is a feature of the second aspect, and 0 otherwise, as illustrated in Table 2. Note that an aspect a_1 is considered a feature of aspect a_2 if and only if a_1 is a descendant of a_2 in the annotated ontology tree. For example, *fabric* is considered a feature of both *sweater* and *material*, where in the ontology tree *sweater* is the parent of *material* which in turn is the parent of *fabric*. The training data for the models we experiment with in Section 4 are

⁴In the experiments, we use an ontology with just 5 products, maximum number of (sub-)features per product 54 and maximum depth (features, sub-features, etc.) 5, which took less than 2 hours to create.

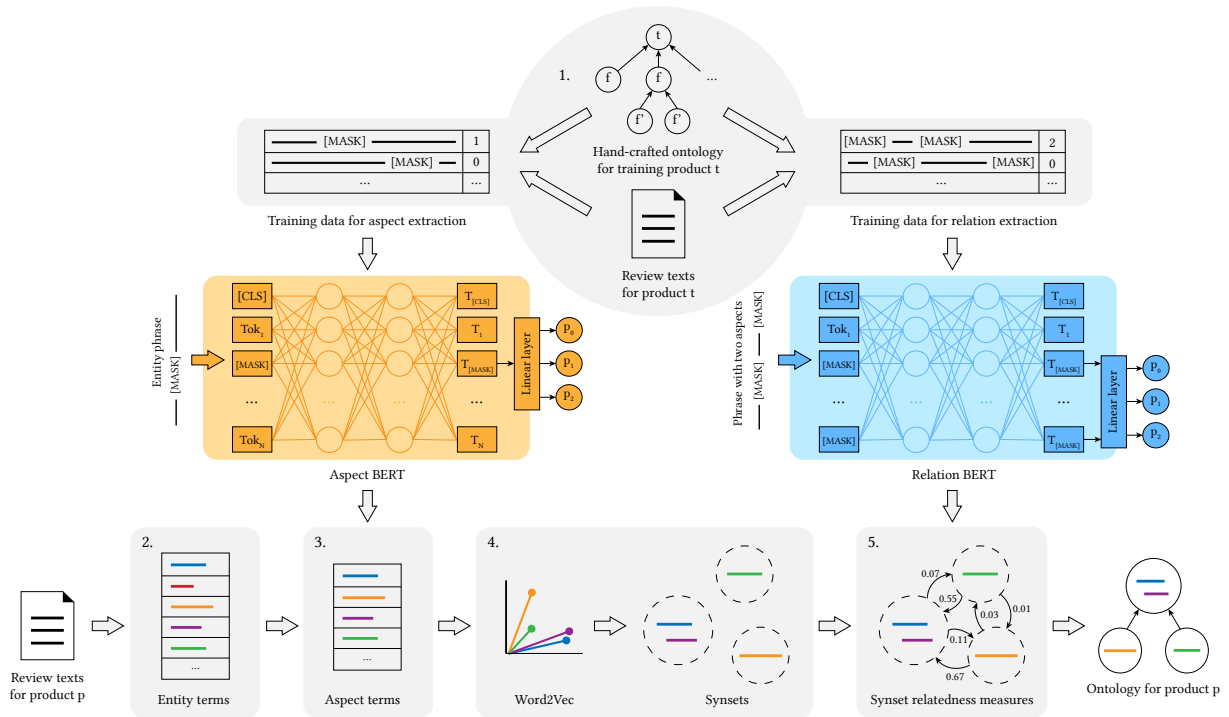


Figure 1: An overview of our methodology. The labels 1 to 5 refer to the corresponding subsections: 3.1) annotating data, 3.2) entity extraction, 3.3) aspect extraction, 3.4) synonym extraction, and 3.5) ontology extraction. Here, in the Aspect BERT on the left, p_0 , p_1 , p_2 stand, respectively, for the probability of the entity phrase in input being a non-aspect, a feature aspect, or a product aspect. In the Relation BERT on the right, p_0 , p_1 , p_2 stand, respectively, for the probability that the two input aspects in the input phrase are not related, the second aspect is a feature of the first, or the first aspect is a feature of the second.

Table 3: Number of training instances for the two classifiers.

Classifier	Per product	Total
Aspect extraction	42,313	211,565
Relation extraction	21,131	105,655

drawn (as presented above) from a manually created input ontology obtained as follows. We select 5 random product categories from [28]: *digital cameras*, *backpacks*, *laptops*, *acoustic guitars*, and *cardigans*. For each of these categories, we identify the 200 most commonly appearing nouns in the review texts, and manually create the (input) ontology around them, given that we observed that most of the relevant aspects of the products are included within this (200 nouns) range. Table 3 shows statistics for the two datasets (of automatically labelled reviews, by distant supervision from this 5-products input ontology) obtained after undersampling the over-represented classes to guarantee that the datasets are balanced.

3.2 Entity Extraction

The first stage of our ontology extraction method is to extract the most commonly appearing entities in the review texts. We split the review texts into sentences, treating each sentence as an individual unit of information independent from other sentences in the same

review text. We then tokenise the sentences and use an out-of-the-box implementation of [25] to join common co-occurrences of tokens into bigrams and trigrams. This step is crucial to detect multi-word entities such as *operating system*, which is an important feature of *computer*. We then use the part-of-speech tagger from NLTK⁵ to select the noun entities within the tokens and count the number of occurrences for each of the entities across all of the review texts. Finally, the 200 most commonly appearing entities are passed onto the aspect extraction stage.

3.3 Aspect Extraction

We select the review sentences that mention exactly one of the entities obtained in the previous stage and pass these sentences through a BERT classifier to obtain votes based on the probabilities of whether the entity is a feature aspect, a product aspect, or not an aspect. We aggregate the votes for each of the entities and obtain a list of extracted aspects.

Figure 2 shows the architecture of the BERT classifier used for aspect extraction. The classifier takes as input a review sentence, as well as the entity we aim to classify as a feature aspect, product aspect, or non-aspect. The tokenisation step replaces the tokens associated with the entity (‘operating’ and ‘system’) with a single mask token. The tokens are then passed through the transformer

⁵<https://www.nltk.org/>

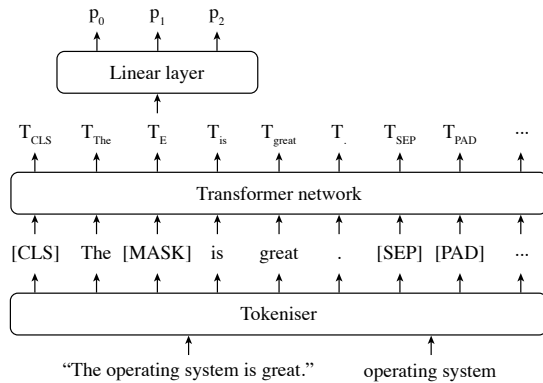


Figure 2: BERT for aspect extraction.

network and the input for classification is taken from the output position of the masked entity T_E . The linear layer is followed by a softmax operation, which outputs the probabilities p_0 , p_1 , and p_2 of the entity being a non-aspect, feature aspect, or product aspect, respectively. Let $p_a = p_1 + p_2$ be the probability that an entity is any aspect of the product. For each entity, we take the mean of its p_a votes (across different input review sentences where the entity occurs as the only entity) and accept it as an aspect if the mean is above 0.65, a hyperparameter tuned through validation to strike a good balance between precision and recall. Similarly, an aspect is marked as a product aspect if the mean of its p_2 votes is above 0.45. Using the raw output probabilities from the network rather than binary votes allows us to bias the aggregate towards more certain predictions of the resulting model. We trained the model on the aspect extraction data (see Table 3), leaving 5% of the data as a held-out testing set. The final model was trained for 3 epochs with a batch size of 32 and Adam optimiser with standard cross entropy loss. The model was trained on a NVIDIA GeForce GTX 1080 GPU with 16GB RAM for 3 hours and 16 minutes. We obtain 82.37% accuracy and 81.43% macro F_1 on the testing set.

3.4 Synonym Extraction

Reviewers can refer to the same aspect using different terms (e.g. a *hard drive* can also be referred to with the terms *HDD* or *storage*) that need to be grouped under the same aspect node when constructing the ontology tree. However, terms such as *hard drive* and *storage* are not strict synonyms even if they are interchangeable within the review texts, rendering impossible the task of using a pre-existing synonym dictionary for grouping the aspects. Since the terms are interchangeable within the review texts, we can again make use of the context of the terms to group terms with similar contexts into aspect *synsets*. For this, we employ *word embeddings* where the vectors of similar words are close to each other in the vector space. We obtain review-domain word embeddings by training a word2vec model on the review texts using the continuous bag-of-words (CBOW) architecture [24] that predicts each word in the text corpus from a window of surrounding words. We observed that a small window size of 4 performed best. We hypothesise that this is because a small window size can prevent sibling aspects from being grouped together based on their association with their parent

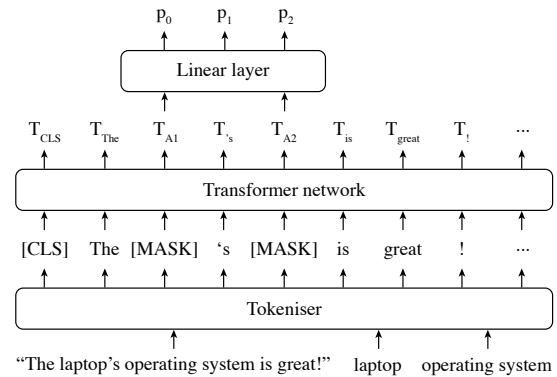


Figure 3: BERT for relation extraction.

aspect, as shown in the following examples with the windows underlined:

*I like this **screen** because of its sharp **resolution***
*I like this **screen** since it produces such vivid **colours***

Although both *resolution* and *colours* are mentioned in association with their parent aspect *screen*, their nearby contexts are very different.

Once we have obtained the word embeddings for each of the aspects, we can use the *relative cosine similarity* of the vectors to group them into synsets. Note that we use relative cosine similarity as this is a more accurate measure for synonymy than cosine similarity [19]. The cosine similarity relative to the top n most similar words between word embeddings w_i and w_j is calculated as:

$$rcs_n(w_i, w_j) = \frac{\text{cosine_similarity}(w_i, w_j)}{\sum_{w_c \in TOP_{i,n}} \text{cosine_similarity}(w_i, w_c)},$$

where $TOP_{i,n}$ is the set of n most similar words to w_i . If $rcs_{10}(w_i, w_j) > 0.10$, w_j is more similar to w_i than an arbitrary similar word from $TOP_{i,10}$: this was shown to be a good indicator of synonymy [19]. We use the relative cosine similarity measure to construct a weighted graph of aspects to be used in the *Equidistant Nodes Clustering* (ENC) method [4], which was shown to obtain state-of-the-art performance in the synset induction task. We define a pair of aspects (a_i, a_j) to be connected by an edge with weight $w_{i,j} = rcs_{10}(a_i, a_j) + rcs_{10}(a_j, a_i)$ if and only if $w_{i,j} \geq 0.21$. We use a maximum distance of $K = 3$ and ranking function *rank_wd* [4] as parameters to ENC. We use the output clusters from ENC as our feature synsets, whereas the product synset is the set of product aspects obtained by the aspect extraction stage.

3.5 Ontology Extraction

The aspect synsets obtained in the previous step will form the nodes of the ontology tree. We select the review sentences that mention a term from exactly two synsets and pass the sentences through a BERT classifier to obtain votes for relations between aspects. We then aggregate these votes within each synset to obtain a two-way relatedness measure between each synset pair that we use to create the ontology.

3.5.1 BERT for Relation Extraction. Figure 3 shows the architecture of the BERT classifier for relation extraction. The classifier takes

as input a review sentence, as well as the two aspects a_1 and a_2 for which we wish to obtain one of three labels: 0 if a_1 and a_2 are not related, 1 if a_2 is a feature of a_1 , and 2 if a_1 is a feature of a_2 . The tokenisation step replaces the tokens associated with each of the aspects with a mask token. The tokens are passed through the transformer network and the input for the classification layer is taken from the output positions of the two masked aspects T_{A1} and T_{A2} . The vectors are concatenated before being passed onto a linear classification layer with an output for each of the three labels. The classification layer is followed by softmax which outputs the probabilities p_0 , p_1 , and p_2 of the three labels. We trained the model on the relation extraction data (see Table 3), leaving 5% of the data as a held-out testing set. The final model was trained for 3 epochs with a batch size of 16 and Adam optimiser with standard cross entropy loss. The model was trained on a NVIDIA GeForce GTX 1080 GPU with 16GB RAM for 2 hours and 5 minutes. We obtain 79.73% accuracy and 79.84% macro F_1 on the testing set.

3.5.2 Ontology Construction From Votes. Let N be the number of synsets and $V \in \mathbb{N}^{N \times N}$ be a matrix where we accumulate the relation votes between each of the synsets. V is initialised with zeroes, and for each vote (p_0, p_1, p_2) on terms belonging to synsets s_i and s_j we add p_1 to the element $v_{j,i}$ of V and p_2 to the element $v_{i,j}$ of V . Upon completion, element $v_{i,j}$ of V contains the sum of votes for s_i being a feature of s_j and element $v_{j,i}$ of V contains the sum of votes for s_j being a feature of s_i .

Let $n_{i,j}$ be the total number of input sentences to the relation classifier with terms from s_i and s_j . Then

$$\bar{v}_{i,j} = \frac{v_{i,j}}{n_{i,j}}$$

is the mean vote for s_j being a feature of s_i . However, this measure has limitations as unrelated aspects may not co-appear in many sentences, leading to a high variance in calculating the mean. On the contrary, if a_1 is a feature of a_2 , a_1 is likely to appear often in conjunction with a_2 . We can use this observation to improve the accuracy of the relatedness measure. Let c_i be the total count of occurrences of terms from s_i in the review texts. Then

$$\tau_{i,j} = \frac{n_{i,j}}{c_i + c_j}$$

is a relative measure for how often aspects from s_i and s_j appear in conjunction. If we scale $\bar{v}_{i,j}$ by $\tau_{i,j}$, we obtain a more reliable measure for relatedness,

$$r_{i,j} = \bar{v}_{i,j} \times \tau_{i,j} = \frac{v_{i,j}}{c_i + c_j}.$$

We refer to matrix $(r_{i,j}) \in \mathbb{N}^{N \times N}$ as the *relation matrix* R .

The product synset s_p forms the root of the ontology tree. For each of the remaining synsets s_i , we calculate its super synset \hat{s}_i using row r_i of the relation matrix R which contains the relatedness scores from s_i to the other synsets. For example, the row corresponding to the synset of *hands* for the product *watch* could be as follows:

<i>watch</i>	<i>dial</i>	<i>band</i>	<i>battery</i>	<i>hands</i>	<i>quality</i>
0.120	0.144	0.021	0.041	-	0.037

Clearly, *hands* appears to be a feature of *dial* as the relatedness score for *dial* is higher than for any other synset. We define $\hat{s}_i = s_j$ where $j = \text{argmax}(r_i)$, although other heuristics could be employed as well. Using the super synset relations, we expand the ontology starting from the root as shown in Algorithm 1.

Algorithm 1: Ontology tree construction

```

input :R, synsets
nodes = {s: Node(s) for s in synsets}
root = nodes[sp]
for s in synsets by descending order of R[s][ŝ] do
    if hasDescendant(s, ŝ) then
        // loop in super relations
        nodes[s].parent = root
    else
        nodes[s].parent = nodes[ŝ]
return root

```

Table 4: Number of extracted terms n_T and relations n_R .

Product	Ours		WordNet		Text2Onto		COMET	
	n_T	n_R	n_T	n_R	n_T	n_R	n_T	n_R
Watch	57	36	82	6	21	20	25	24
TV	50	29	130	19	22	21	25	24
Necklace	45	20	13	1	14	13	25	24
Mixer	42	20	25	6	25	24	25	24
Vid game	23	16	3	0	47	46	25	24
Total	217	121	253	32	129	124	125	120

4 EVALUATION

To the best of our knowledge, there is no publicly available gold standard dataset exclusively on product meronomies and no other method for extracting exclusively meronomies. Thus, for our evaluation, we opt for comparison with resources including meronomies and for methods extracting, amongst others, *part of* relations. Concretely we evaluate our method against a lexical database of semantic relations between words, WordNet [26], and two ontology learning frameworks, Text2Onto [5] and COMET [3]. We choose these baselines because other ontology extraction methods focus on extracting taxonomies as opposed to meronomies (i.e. [16, 18, 21, 32, 33]) or require extensive human intervention (i.e. [12]), making them unsuitable for comparison. We considered also the approach of [17] for comparison with our approach, but the code is not publicly available and, moreover, the more promising results in [17] were obtained using manually labelled aspects. We conduct an evaluation with human annotators (Section 4.1) as well as on a Q&A dataset on Amazon products [23, 36] (Section 4.2). The latter evaluation aims at assessing how well terms in ontologies (obtained with our method or by the baselines) match terms used in the Q&A dataset, based on the intuition that a question about a product may be answered using information in the product’s ontology. Further, we evaluate the ability of our masked BERT models (i.e., aspect and relation extraction) to generalise (Section 4.3).

For the experiments in Sections 4.1–4.2, we evaluate the ontology obtained by our method and the baselines for five randomly selected products which were not included in the training data, representative of 4 out of the 29 distinct Amazon categories in the dataset: *watches*, *necklaces* (both from category Clothing Shoes and Jewelry), *televisions* (Electronics), *stand mixers* (Home and Kitchen), and *video games* (Video Games). We have included both popular (*televisions*) and niche (*stand mixers*) products in attempt to cover

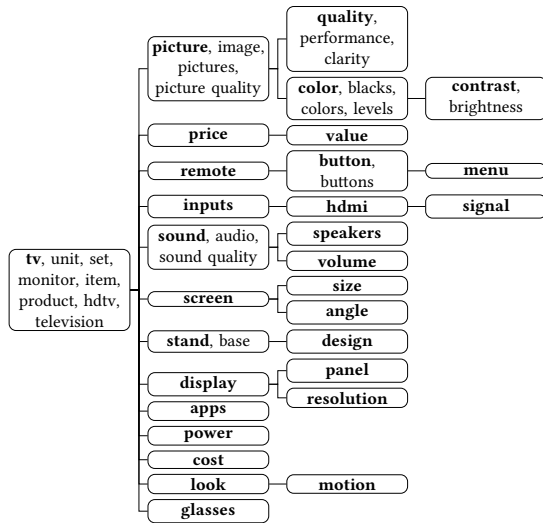


Figure 4: Ontology extracted by our method for *television*. The highlighted terms were used in the human evaluation in Section 4.1.

the full spectrum of products.⁶ For these experiments, for each product, we use 200,000 review texts as input to the ontology extractor, except for *stand mixer*, for which we could only obtain 28,768 review texts due to it being a more niche category. Our ontology is evaluated against ontologies (for the five products) from WordNet, Text2Onto, and COMET, obtained as follows. For WordNet, we construct the ontology top-down starting from the synsets for the product terms, as follows. Let s_p be a WordNet synset for one of the five products. Then, our WordNet ontology includes a product synset s'_p amounting to s_p and all its direct hyponyms in WordNet. Further, a synset s_f is considered a feature of s'_p if s_f is a meronym of any WordNet synset in s'_p . For Text2Onto, we use 2,000 review texts per product due to its imposed software limit discussed in [15]. We include in the product ontology each term related to the product term by the *SubtopicOf* relation in Text2Onto. For COMET, we generate tuples from each of the product terms on ConceptNet’s *HasA* relation using the top- k generation strategy. We choose $k = 24$, which is closest to the average number of relations extracted by our method (24.2). The depth of the ontology for COMET is limited to one, as COMET can only query relations for one term at a time, and finding further sub-features without the context of the product term would lead to topic drift (e.g., the *face* of a watch is very different from the *face* of a human). Table 4 shows the number of terms and relations in each extracted ontology. Figure 4 shows the ontology extracted by our method for *television*.

4.1 Human Evaluation

We are unaware of any publicly available gold standard dataset for product meronymies, and annotating one is a difficult task prone to bias due to the boundless nature of parts that can be assigned to any given product. Thus, instead of evaluating against a gold standard

⁶For the experiments in Section 4.3, to assess generalisability, we include four more products for a total of nine products.

meronymy, we presented each of the 397 meronym relations in the ontologies extracted by the four methods (see Table 4) to three non-expert users who were given guidelines about the annotation process and asked them to annotate the relation as either true or false in the general setting of product reviews. The setting is important as features such as *price* may otherwise not be considered products’ features. For our method and WordNet, a synset can contain several terms, whereas the synsets for Text2Onto and COMET contain exactly one term. Thus, in this evaluation, we focus on the correctness of the relations, and only consider the most prominent term from each synset. In the case of our method, we present only the term with the highest prevalence in the review texts. In the case of WordNet, we present the first term in the hypernym synset. All three annotators agreed for 90.43% of the relations. The inter-annotator agreement, using Fleiss’s κ [10], was $\kappa = 0.872$.

We measured precision, *relative recall* and F_1 for each product and overall for each of the methods (see Table 5), against human annotators. We define the precision of an ontology as the aggregated precision of its individual relations, each given by majority voting across the annotators. Our method achieves a total precision of 76.86%. WordNet obtains the highest total precision of 81.25%, which may be expected as its knowledge has been manually annotated by humans. The sub-perfect precision for Wordnet’s television ontology can be attributed to some highly scientific terms which the annotators did not recognise, such as *electron gun*. However, WordNet extracted on average 6.4 relations for each product while our method extracted on average 24.2 relations (see Table 4). This can be attributed to outdatedness⁷, although many of the products included are timeless (e.g., *necklace*, *watch*). The precision of our method is double that of Text2Onto: this is possibly due to the fact that the *SubtopicOf* relation of Text2Onto is not limited to meronymies, which the annotators focused on. COMET achieves slightly higher total precision than Text2Onto, but still performs significantly worse than our method, particularly on more niche categories such as *stand mixers*.

We define *relative recall* as follows. Let $T_{p,m}$ be the set of relations (a_1, a_2) labelled as true by the majority of annotators in the ontology extracted by method m for product p . Assume the true ontology O_p for a product p is defined as:

$$(a_1, a_2) \in O_p \iff \forall m. (a_1, a_2) \in T_{p,m}.$$

Using this assumption, we calculate the *relative recall* $R_{p,m}$ for product p and method m as follows:

$$R_{p,m} = \frac{|T_{p,m}|}{|O_p|}.$$

Whilst O_p may not represent the entire, possibly infinite, ontology for product p , $R_{p,m}$ is a good measure of relative recall for each of the methods as any addition to O_p would decrease $R_{p,m}$ for all m . Table 5 shows the relative recall and the total relative recall for all methods. Whilst WordNet obtained a higher precision than our method, the relative recall of our method is three times higher than that of WordNet. Text2Onto and COMET perform slightly better in terms of recall, but still significantly worse than our method. This means that our method outperforms the other methods particularly in the breadth of its knowledge, as the others miss many key features of the products. Finally, our method obtains the best macro-averaged F_1 score, with the F_1 score for *stand mixer* comparable to the scores

⁷Last release in 2011: <https://wordnet.princeton.edu/news-0>

Table 5: Precision (P), Relative (R.) Recall (R), and F_1 scores for the four ontology extraction methods. For precision and recall, the total score is calculated across all relations. For F_1 , the total score is macro F_1 across all five product categories.

Product	Ours			WordNet			Text2Onto			COMET		
	P	R. R	F_1	P	R. R	F_1	P	R. R	F_1	P	R. R	F_1
Watch	75.00	63.33	68.67	100.00	11.67	20.90	35.00	11.67	17.50	50.00	20.00	28.57
TV	82.76	50.67	61.80	68.42	24.00	36.25	38.09	13.33	20.15	54.17	17.33	26.80
Necklace	80.00	62.86	70.40	100.00	2.86	5.56	30.77	11.43	16.67	45.83	31.43	37.29
Mixer	80.00	50.00	61.54	100.00	25.00	40.00	33.33	20.45	25.35	16.67	9.09	11.76
Vid game	62.50	44.83	53.44	-	0.00	0.00	26.09	41.38	31.58	20.83	17.24	18.52
Total	76.86	54.92	63.24	81.25	15.16	20.48	31.45	17.21	22.21	37.50	18.44	24.52

Table 6: Results for the Q&A dataset where p_a is the percentage of Q&A instances that mention at least one aspect from the ontology and p_r is the percentage of instances containing a parent/child relation from the ontology in the question/answer, respectively.

Product	Ours		WordNet		Text2Onto		COMET	
	p_a	p_r	p_a	p_r	p_a	p_r	p_a	p_r
Watch	81.7	23.2	63.4	0.0	64.6	6.1	70.7	11
TV	86.5	23.7	73.9	23.6	64.2	4.7	31.6	0.2
Necklace	60.0	6.1	27.7	0.0	30.8	1.5	30.8	0.0
Mixer	78.5	23.2	42.2	0.4	54.0	3.4	12.2	0.0
Vid Game	43.6	2.7	0.3	0.0	43.5	3.4	6.9	0.0
Average	70.1	15.8	41.5	4.8	51.4	3.8	30.4	2.2

for the other products despite using less data, showing that our method is effective even for products with relatively little data.

4.2 Q&A Dataset Evaluation

We further evaluate our method using an automatic method exploiting an Amazon Q&A dataset⁸ which contains questions and answers about products. The Q&A instances often concern the aspects of the given product as in the following example:

Q: *What are the dimensions of this TV?*

A: *The **screen** is 38.5 inches.*

We evaluate a product ontology by determining how well it corresponds to the Q&A data for that product category using an automatic method that matches terms in the ontology with the Q&A texts. Specifically, we measure the percentage p_a of Q&A instances that mention at least one aspect from the ontology. To evaluate the relations, we measure the percentage of instances containing a parent/child relation from the ontology in the question/answer, respectively. Table 6 shows the results for the previously used categories for testing: *watches* (with 82 Q&A instances), *televisions* (4185), *necklaces* (65), *stand mixers* (237), and *video games* (9660). Our method outperforms the other methods in all but one category, *video games*, where Text2Onto obtains a similar p_a but a higher p_r . This is in line with the human evaluation where *video games* was the worst-performing category, in terms of F_1 , for our method and the best for Text2Onto. On average, our method performs better than the others, in particular for relations, where it performs three

Table 7: Error values when using the method in [6] with the ontology extraction methods.

Product	Ours		WordNet		Text2Onto		COMET	
	MAE	RMSE	MAE	RMSE	MAE	RMSE	MAE	RMSE
Watch	6.7	8.5	14.8	15.3	13.9	14.5	12.0	12.6
TV	3.4	6.7	6.6	8.5	23.2	23.6	28.6	28.8
Necklace	8.8	10.9	28.3	29.0	29.1	29.4	27.2	28.6
Mixer	22.7	23.4	28.9	29.4	21.6	22.2	35.2	35.6
Vid game	12.6	14.6	33.2	34.9	10.4	11.8	21.8	24.2
Average	10.8	12.8	22.4	23.4	19.6	20.3	25.0	26.0

times better. While COMET outperformed WordNet and Text2Onto in the human evaluation (macro F_1), it obtains the lowest scores in this task suggesting that it is less applicable in a real-world setting. This experiment shows that the ontologies extracted by our method contain common-sense knowledge that can be applied in a real-world Q&A setting. It also shows that product aspects are at the center of e-commerce Q&A, underlining the overlooked potential of meronomies in structuring and explaining Q&A data.

4.3 Generalisation Evaluation

Finally, we evaluate the ability of our masked BERT methods, the aspect and relation classifiers, to generalise for unseen products despite being trained on masked data for only a few product categories. In order to do this, we train the classifiers on incremental datasets of increasing product variety and evaluate them on unseen products. We wish to ascertain the degree of product variety in the training set needed to achieve good performance on unseen products; generalisation can be deemed to happen only if the training step does not require a huge variety of products for the model to perform well on unseen products. We draw the product categories used for training and evaluation from the set of five product categories used in the previous experiments and an additional four product categories for which data has been similarly annotated, for a total of nine product categories: $S = \{\textit{digital cameras, backpacks, laptops, acoustic guitars, cardigans, watches, necklaces, video games, headphones}\}$, where each category has 42,313 instances for the aspect classifier and 21,131 instances for the relation classifier. All models discussed below were trained using the configurations given in Sections 3.3 and 3.5.

The generalisation evaluation is defined as follows: we train the aspect and relation classifiers with eight equally large incremental

⁸<http://jmcauley.ucsd.edu/data/amazon/qa/>

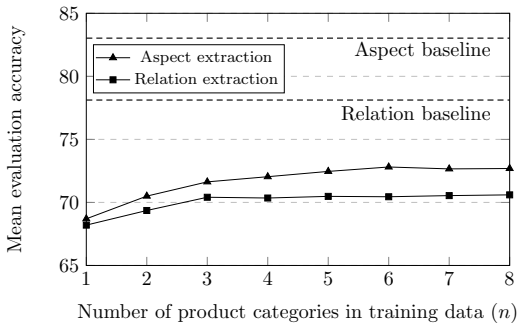


Figure 5: Mean accuracies on the U_{n+1} test set for masked BERT models trained on T_n . The mean in-domain accuracies of the models are shown as dashed lines.

datasets $T_1 \dots T_8$, where T_n includes reviews from n different categories of products selected from S . For each T_n , we evaluate the trained model on an *unseen* dataset U_{n+1} containing reviews from a single product category randomly selected from S but not included in T_n . We run this experiment five times, randomly selecting (T_n, U_{n+1}) , and average the results. As baselines, we provide the average of in-domain baseline scores obtained by training and evaluating the aspect and relation classifiers on five randomly selected (T_1, U_1) where T_1 and U_1 contain reviews from the same product category.

Figure 5 shows the mean evaluation accuracies for each of the two classifiers trained on $T_1 \dots T_8$ as well as the mean in-domain baseline accuracies. The accuracies for both entity and relation extraction increase significantly when trained with reviews for three products instead of a single product, after which the accuracy for relation extraction stays constant around 8% below the in-domain accuracy. The aspect extraction accuracy improves slightly until five products used in training, after which it stays somewhat constant at 10% below the in-domain accuracy. It is somewhat expected for the accuracy to increase as the number of products used for training increases, since using a classifier on a product-specific dataset forces the classifier to learn product-specific features which may not apply to an unseen product domain. However, it is interesting to note that training the classifier with just 3-5 products is enough to raise its accuracy to its domain-independent optimum. The domain-specific classifier’s advantage of around 8-10% over the domain-independent classifier can be attributed to various domain-specific unmasked context features that the classifier learns to take advantage of, such as adjectives like *swiss* or *waterproof* for *watch*.

5 CASE STUDY: A PRODUCT RECOMMENDER SYSTEM

Ontologies have applications in many settings, including recommender systems (e.g., as in [14, 38]) and search engines (e.g., as in [9, 30]). In this section, we focus on the former class of applications and show how our method to extract ontologies (in the form of meronomies) can fruitfully support a product recommender system, competitively with the methods evaluated in Section 4. Specifically, we define a product recommender system adapting the method of

[6]. Whereas the latter uses a (part hand-crafted, part automatically mined) movie ontology and reviews/aggregated scores for movies from Rotten Tomatoes⁹, we use the product ontology obtained by our method (and used for the evaluation in Section 4) and Amazon’s textual reviews/aggregated scores for the products described in the ontology. Here, as in [6], the aggregated scores available from the web sites providing them are used as “ground truth” for the evaluation of the recommendations, which are obtained fully from the reviews, using the ontologies, as follows.

First (positive or negative) votes on aspects of relevant products, from the given ontology, are drawn automatically from the reviews, by automatically identifying the (positive or negative, respectively) sentiment of excerpts of the reviews concerning those aspects using the state-of-the-art method of TD-BERT [11] trained on SemEval-2014 Task 4 data for aspect-based sentiment analysis [29]. Then, the votes are used to obtain an *argument graph*, whereby (excerpts about) aspects of the ontology form arguments supporting or attacking other aspects or the (“goodness” of the) product. Finally, the argument graph is evaluated dialectically, in the spirit of computational argumentation, to obtain a numerical score for the product (see [6] for details). This score is then compared, for evaluation, to the “ground truth” aggregated score (from Rotten Tomatoes in [6] and from Amazon here, amounting to the average star ratings of the products therein, scaled linearly from 0-5 to 0-100). The intuition is that the computed score gives a measure of the dialectical support products receive from the opinions expressed in the reviews, along the dimensions identified by the ontology, and thus this score should be comparable to the aggregated star ratings reviewers give the products.

Table 7 shows the mean average error (MAE) and root mean square error (RMSE) for each ontology extraction method and product category. Here, we compute scores for the 20 most reviewed products in each testing category. On average, our method performs the best as it obtains the lowest average error scores. However, for *stand mixer* and *video game*, Text2Onto obtains lower error scores compared to our method. This may be because Text2Onto obtained its highest F_1 scores in these categories. This experiment suggests that our method may be well suited to support applications built from review texts. Note that, by leading to “dialectical” scores better matching the aggregate scores on Amazon, our method could support more meaningful explanations of the scores, allowing users to decide whether a product may be useful to them depending on its features. For illustration, a user may be more interested in the *fabric* of a product than its *price*, information that cannot be easily obtained without reading all reviews of that product but that our method, in combination with the approach of [6], could provide. We leave the exploration of this line of research as future work.

6 CONCLUSIONS

We proposed a novel method using masked BERT to identify aspects and relations between them to construct ontologies, in the form of meronomies, from textual product reviews. Our method uses distantly supervised learning from a small, manually constructed ontology for a handful of products to automatically annotate large amounts of text. We showed that our method generalises well and

⁹<https://www.rottentomatoes.com/>

outperforms, in different evaluation settings, a hand-crafted ontology and existing methods for extracting ontologies. Our experiments with a Q&A dataset and a downstream recommender system task indicate that meronomies have great uncharted potential as specialised forms of ontologies.

As future work, we envisage a wide variety of potential applications of our method, for example in conjunction with attribute value extraction methods, e.g. [37], a similarly generic method, to obtain highly structured information about any product from plain text. Furthermore, our method is not limited to product reviews only. Future work includes testing the method in other applications, such as the biological domain, as well as identifying other types of relations between aspects to support a broader class of ontologies than the meronomies we focused on.

REFERENCES

- [1] Fatima N. Al-Aswadi, Huah Y. Chan, and Keng H. Gan. 2019. Automatic ontology construction from text: a review from shallow to deep learning trend. *AI Review* (2019).
- [2] Sören Auer, Christian Bizer, Georgi Kobilarov, Jens Lehmann, Richard Cyganiak, and Zachary Ives. 2007. Dbpedia: A nucleus for a web of open data. In *The semantic web*. Springer, 722–735.
- [3] Antoine Bosselut, Hannah Rashkin, Maarten Sap, Chaitanya Malaviya, Asli Çelikyilmaz, and Yejin Choi. 2019. COMET: Commonsense Transformers for Automatic Knowledge Graph Construction. In *Proc. ACL*. 4762–4779.
- [4] Mikhail Chernoskutov and Dmitry Ustalov. 2018. Equidistant Nodes Clustering: a Soft Clustering Algorithm Applied for Synset Induction. In *DAMDID/RCDL*. 57–62.
- [5] Philipp Cimiano and Johanna Völker. 2005. Text2Onto. In *Proc. NLDB*. 227–238.
- [6] Oana Cocarascu, Antonio Rago, and Francesca Toni. 2019. Extracting Dialogical Explanations for Review Aggregations with Argumentative Dialogical Agents. In *Proc. AAMAS*. 1261–1269.
- [7] Aminu Da’u, Naomie Salim, Idris Rabi, and Akram Osman. 2020. Weighted aspect-based opinion mining using deep learning for recommender system. *Expert Systems with Applications* 140 (2020).
- [8] Jacob Devlin, Ming-Wei Chang, Kenton Lee, and Kristina Toutanova. 2019. BERT: Pre-training of Deep Bidirectional Transformers for Language Understanding. In *Proc. NAACL-HLT*. 4171–4186.
- [9] Bettina Fazzinga and Thomas Lukasiewicz. 2010. Semantic search on the Web. *Semantic Web* 1, 1, 2 (2010), 89–96.
- [10] Joseph L. Fleiss. 1971. Measuring nominal scale agreement among many raters. *Psychological Bulletin* 76, 5 (1971), 378–382.
- [11] Zhengjie Gao, Ao Feng, Xinyu Song, and Xi Wu. 2019. Target-dependent sentiment classification with BERT. *IEEE Access* 7 (2019), 154290–154299.
- [12] Qian Geng, Siyu Deng, Danping Jia, and Jian Jin. 2020. Cross-domain Ontology Construction and Alignment from Online Product Reviews. In *Companion Proc. WWW*. 401–408.
- [13] Fatemeh Hemmatian and Mohammad K. Sohrabi. 2019. A survey on classification techniques for opinion mining and sentiment analysis. *Artificial Intelligence Review* 52, 3 (2019), 1495–1545.
- [14] N. M. Satvika Iswari, Wella Wella, and Andre Rusli. 2019. Product Recommendation for e-Commerce System based on Ontology. In *Proc. ICORIS*, Vol. 1. 105–109.
- [15] Xing Jiang and Ah-Hwee Tan. 2010. CRCTOL: A semantic-based domain ontology learning system. *Journal of the American Society for Information Science and Technology* 61, 1 (2010), 150–168.
- [16] Giannis Karamanolakis, Jun Ma, and Xin L. Dong. 2020. TXtract: Taxonomy-Aware Knowledge Extraction for Thousands of Product Categories. In *Proc. ACL*. 8489–8502.
- [17] Anand Konjengbam, Neelesh Dewangan, Nagendra Kumar, and Manish Singh. 2018. Aspect ontology based review exploration. *Electronic Commerce Research and Applications* 30 (2018), 62–71.
- [18] Zornitsa Kozareva and Eduard Hovy. 2010. A Semi-Supervised Method to Learn and Construct Taxonomies Using the Web. In *Proc. EMNLP*. 1110–1118.
- [19] Artuur Leeuwenberg, Mihaela Vela, Jon Dehdari, and Josef van Genabith. 2016. A minimally supervised approach for synonym extraction with word embeddings. *The Prague Bulletin of Mathematical Linguistics* 105, 1 (2016), 111–142.
- [20] Weijie Liu, Peng Zhou, Zhe Zhao, Zhiruo Wang, Qi Ju, Haotang Deng, and Ping Wang. 2020. K-BERT: Enabling Language Representation with Knowledge Graph. In *Proc. AAAI*. 2901–2908.
- [21] Xusheng Luo, Luxin Liu, Yonghua Yang, Le Bo, Yuanpeng Cao, Jinghang Wu, Qiang Li, Keping Yang, and Kenny Q. Zhu. 2020. AliCoCo: Alibaba E-commerce Cognitive Concept Net. In *Proc. SIGMOD*. 313–327.
- [22] Chaitanya Malaviya, Chandra Bhagavatula, Antoine Bosselut, and Yejin Choi. 2020. Commonsense Knowledge Base Completion with Structural and Semantic Context. In *Proc. AAAI*. 2925–2933.
- [23] Julian J. McAuley and Alex Yang. 2016. Addressing Complex and Subjective Product-Related Queries with Customer Reviews. In *Proc. WWW*. 625–635.
- [24] Tomas Mikolov, Kai Chen, Greg Corrado, and Jeffrey Dean. 2013. Efficient Estimation of Word Representations in Vector Space. In *Proc. ICLR*.
- [25] Tomas Mikolov, Ilya Sutskever, Kai Chen, Gregory S. Corrado, and Jeffrey Dean. 2013. Distributed Representations of Words and Phrases and their Compositionality. In *Proc. NIPS*. 3111–3119.
- [26] George A. Miller. 1995. WordNet: a lexical database for English. *Commun. ACM* 38, 11 (1995), 39–41.
- [27] Raúl Navarro-Almanza, Reyes Juárez-Ramírez, Guillermo Licea, and Juan R. Castro. 2020. Automated Ontology Extraction from Unstructured Texts using Deep Learning. In *Intuitionistic and Type-2 Fuzzy Logic Enhancements in Neural and Optimization Algorithms: Theory and Applications*. Studies in Computational Intelligence, Vol. 862. 727–755.
- [28] Jianmo Ni, Jiacheng Li, and Julian McAuley. 2019. Justifying Recommendations using Distantly-Labeled Reviews and Fine-Grained Aspects. In *Proc. EMNLP-IJCNLP*. 188–197.
- [29] Maria Pontiki, Dimitris Galanis, John Pavlopoulos, Harris Papageorgiou, Ion Androutsopoulos, and Suresh Manandhar. 2014. SemEval-2014 Task 4: Aspect Based Sentiment Analysis. In *Proc. SemEval*. 27–35.
- [30] A. Sudha Ramkumar and Balakrishnan Poorna. 2014. Ontology Based Semantic Search: An Introduction and a Survey of Current Approaches. In *Proc. ICICA*. 372–376.
- [31] Chao Shang, Sarthak Dash, Md. Faisal M. Chowdhury, Nandana Mihindukulasooriya, and Alfio Gliozzo. 2020. Taxonomy Construction of Unseen Domains via Graph-based Cross-Domain Knowledge Transfer. In *Proc. ACL*. 2198–2208.
- [32] Jingbo Shang, Xinyang Zhang, Liyuan Liu, Sha Li, and Jiawei Han. 2020. NetTaxo: Automated Topic Taxonomy Construction from Text-Rich Network. In *Proc. WWW*. 1908–1919.
- [33] Jiaming Shen, Zhihong Shen, Chenyan Xiong, Chi Wang, Kuansan Wang, and Jiawei Han. 2020. TaxoExpan: Self-supervised Taxonomy Expansion with Position-Enhanced Graph Neural Network. In *Proc. WWW*. 486–497.
- [34] Robyn Speer, Joshua Chin, and Catherine Havasi. 2017. Conceptnet 5.5: An open multilingual graph of general knowledge. In *Proc. AAAI*. 4444–4451.
- [35] Thomas Pellissier Tanon, Gerhard Weikum, and Fabian Suchanek. 2020. Yago 4: A reasonable knowledge base. In *Proc. ESWC*. Springer, 583–596.
- [36] Mengting Wan and Julian J. McAuley. 2016. Modeling Ambiguity, Subjectivity, and Diverging Viewpoints in Opinion Question Answering Systems. In *Proc. ICDM*. 489–498.
- [37] Qifan Wang, Li Yang, Bhargav Kanagal, Sumit Sanghai, D. Sivakumar, Bin Shu, Zac Yu, and Jon Elsas. 2020. Learning to Extract Attribute Value from Product via Question Answering: A Multi-Task Approach. In *Proc. KDD*. 47–55.
- [38] Zhenghua Xu, Cheng Chen, Thomas Lukasiewicz, and Yishu Miao. 2020. Hybrid Deep-Semantic Matrix Factorization for Tag-Aware Personalized Recommendation. In *Proc. ICASSP*. 3442–3446.
- [39] Jie Zhou, Jimmy Xiangji Huang, Qin Chen, Qinmin Vivian Hu, Tingting Wang, and Liang He. 2019. Deep Learning for Aspect-Level Sentiment Classification: Survey, Vision, and Challenges. *IEEE Access* 7 (2019), 78454–78483.