

Adversarial Learning for Zero-Shot Stance Detection on Social Media

Emily Allaway*

Malavika Srikanth*

Kathleen McKeown

Department of Computer Science, Columbia University, New York, NY
{eallaway, kathy}@cs.columbia.edu, ms5908@columbia.edu

Abstract

Stance detection on social media can help to identify and understand slanted news or commentary in everyday life. In this work, we propose a new model for zero-shot stance detection on Twitter that uses adversarial learning to generalize across topics. Our model achieves state-of-the-art performance on a number of unseen test topics with minimal computational costs. In addition, we extend zero-shot stance detection to new topics, highlighting future directions for zero-shot transfer.

1 Introduction

Stance detection, the problem of automatically identifying positions or opinions in text, is becoming increasingly important for social media (e.g., Twitter), as more and more people turn to it for their news. Zero-shot stance detection, in particular, is crucial, since gathering training data for all topics is not feasible. While there has been increasing work on zero-shot stance detection in other genres (Allaway and McKeown, 2020; Vamvas and Sennrich, 2020), generalization across many topics in social media remains an open challenge.

In this work, we propose a new model for stance detection that uses adversarial learning to generalize to unseen topics on Twitter. Our model achieves state-of-the-art zero-shot performance on the majority of topics in the standard dataset for English stance detection on Twitter (Mohammad et al., 2016) and also provides benchmark results on two new topics in this dataset.

Most prior work on English social media stance detection uses the SemEval2016 Task 6 (SemT6) dataset (Mohammad et al., 2016) which consists of six topics. While early work trained using five topics and evaluated on the sixth (e.g., Augenstein et al. (2016); Zarrella and Marsh (2016); Wei et al. (2016)), they used only one topic, ‘Donald Trump’

(DT), for evaluation and did not experiment with others. Furthermore, recent work on SemT6 has focused on *cross-target* stance detection (Xu et al., 2018; Wei and Mao, 2019; Zhang et al., 2020): training on *one* topic and evaluating on *one* different unseen topic that has a *known relationship* with the training topic (e.g., “legalization of abortion” to “feminist movement”). These models are typically evaluated on four different test topics (each with a different training topic).

In contrast, our work is a hybrid of these two settings: we train on five topics and evaluate on one other, but unlike prior work we do not assume a relationship between training and test topics and so we use *each topic* in turn as the test topic. This illustrates the robustness of our model across topics and additionally allows zero-shot evaluation of SemT6 on two new topics that were previously ignored by cross-target models (‘atheism’ and ‘climate change is a real concern’).

Recently, Allaway and McKeown (2020) introduced a new dataset of news article comments for zero-shot stance detection. While this dataset evaluates generalization to *many new topics* when learning with many topics and only a *few examples* per topic, there are no datasets for social media with this setup. Specifically, current datasets for stance detection on Twitter (Mohammad et al., 2016; Taulé et al., 2017; Küçük, 2017; Tsakalidis et al., 2018; Lai et al., 2020) have only a *few topics* but *many examples* per topic. Therefore, zero-shot stance detection on social media is best modeled as a domain adaptation task.

To model zero-shot topic transfer as domain-adaptation, we treat each topic as a domain. Following the success of adversarial learning for domain adaptation (Zhang et al., 2017; Ganin and Lempitsky, 2015), we use a discriminator (adversary) to learn topic-invariant representations that allow better generalization across topics. Although, Wei and Mao (2019) also proposed adversarial learning

* Denotes equal contribution.

for stance detection, their model relies on knowledge transfer between topics (domains) and so is only suited to the cross-target, not zero-shot, task. In contrast, our work adopts a successful cross-target architecture into a domain adaptation model without requiring *a priori* knowledge of any relationship between topics.

Our contributions in this work are: 1) we propose a new model for zero-shot stance detection on Twitter using adversarial learning that does not make assumptions about the training and test topics, and 2) we achieve state-of-the-art performance on a range of topics and provide benchmark zero-shot results for two topics not previously used in the zero-shot setting with reduced computational requirements compared to pre-trained language models. Our models are available at: <https://github.com/MalavikaSrikanth16/adversarial-learning-for-stance>.

2 Methods

We propose a new model, **TOPic-ADversarial Network**, for zero-shot stance detection, that uses the domain-transfer architecture from Zhang et al. (2017) coupled with a successful stance model (Augenstein et al., 2016) with an additional topic-specific attention layer, to produce topic-invariant representations that generalize to unseen topics (see Figure 1).

2.1 Overview and Definitions

Let D be a dataset of examples, each consisting of a document d (a tweet), a topic t , and a stance label y . The task is to predict a label $\hat{y} \in \{\text{pro, con, neutral}\}$, given d and t .

In domain-adaptation, adversarial learning forces the model to learn domain-invariant (i.e., topic-invariant) features that can then be transferred to a new domain. To do this, a classifier and a discriminator (*adversary*) are trained jointly from the same feature representation to maximize the classifier’s performance while simultaneously minimizing the discriminator’s.

2.2 Model Components

(a) Topic-oriented Document Encoder We encode each example $x = (d, t, y)$ using bidirectional conditional encoding (BiCond) (Augenstein et al., 2016), since computing representations conditioned on the topic have been shown to be crucial for zero-shot stance detection (Allaway and McKe-

own, 2020). Specifically, we first encode the topic as h_t using a BiLSTM (Hochreiter and Schmidhuber, 1997) and then encode the text using a second BiLSTM conditioned on h_t .

To compute a document-level representation v_{dt} , we apply scaled dot-product attention (Vaswani et al., 2017) over the output of the text BiLSTM, using the topic representation h_t as the query. This encourages the text encoder to produce representations that are indicative of stance on the topic and so would improve classification performance.

To prevent the adversary corrupting the encoder to reduce its own performance, we add a document reconstruction term (\mathcal{L}_d^{rec}) to our loss function, as in Zhang et al. (2017), as well as a topic reconstruction term (\mathcal{L}_t^{rec}), to ensure the output of neither BiLSTM is corrupted. We use a non-linear transformation over the hidden states of each BiLSTM for reconstruction. The reconstruction loss is the mean-squared error between the reconstructed vectors and the original vectors, under the same non-linearity.

(b) Topic-invariant Transformation To allow the adversary to produce topic-invariant representations without removing stance cues and without large adjustments to v_{dt} , we follow Zhang et al. (2017) and apply a linear transformation $\tilde{v}_{dt} = W^{tr}v_{dt}$ that we regularize (\mathcal{L}^{tr}) to the identity I .

(c) Stance Classifier We use a two-layer feed-forward neural network with a ReLU activation to predict stance labels $\ell \in \{-1, 0, 1\}$. Since stance is inherently dependent on a topic, and the output of the transformation layer should be topic-invariant, we add a residual connection between the topic encoder h_t and the stance classifier. That is, we concatenate h_t with \tilde{v}_{dt} before classification.

(d) Topic Discriminator Our topic discriminator is also a two-layer feed-forward neural network with ReLU and predicts the topic t of the input x , given the output of the transformation layer \tilde{v}_{dt} . In order to learn representations invariant to both the source and target domains, we train the discriminator using both labeled data for the source topics from D and unlabeled data D^{ul} for the zero-shot topic (*not* from the test data), following standard practice in domain adaptation (Ganin and Lempit-

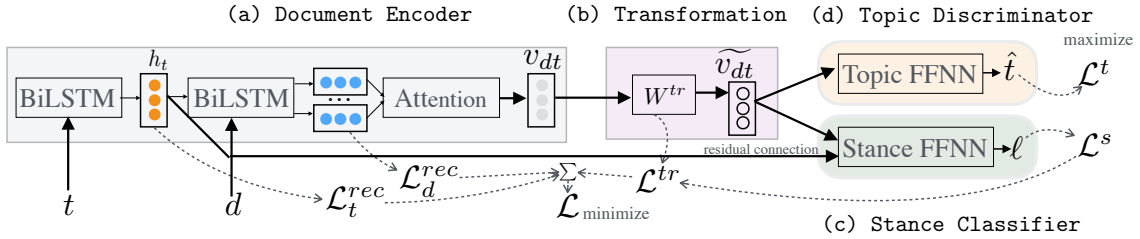


Figure 1: **TOAD** Adversarial Network (§2.2). t is the topic, d is the document.

Topic	# Ex	# Unlabeled	Keywords
DT	707	2194	trump, Trump
HC	984	1898	hillary, clinton
FM	949	1951	femini
LA	933	1899	aborti
CC	564	1900	climate
A	733	1900	atheism, atheist

Table 1: Data statistics for SemT6. DT: Donald Trump, HC: Hillary Clinton, FM: Feminist Movement, LA: Legalization of Abortion, CC: Climate Change is a Real Concern, A: Atheism.

sky, 2015; Zhang et al., 2017).

2.3 Adversarial Training

Our model, TOAD, is trained by combining the individual component losses. For both the stance classifier and topic-discriminator we use cross-entropy loss (\mathcal{L}^s and \mathcal{L}^t respectively). Since we hypothesize that topic-invariant representations will be well suited to zero-shot transfer, we want to minimize the discriminator’s ability to predict the topic from the input. Specifically, we minimize \mathcal{L}^s while maximizing \mathcal{L}^t , which we do using gradient reversal during backpropagation (Ganin and Lempitsky, 2015). Our final loss function is then

$$\mathcal{L} = \lambda_{rec}(\mathcal{L}_d^{rec} + \mathcal{L}_t^{rec}) + \lambda_{tr}\mathcal{L}^{tr} + \mathcal{L}^s - \rho\mathcal{L}^t$$

where λ_{rec} , λ_{tr} are fixed hyperparameters. The hyperparameter ρ gradually increases across epochs, following Ganin and Lempitsky (2015). All loss terms except \mathcal{L}^s are computed using both labeled and unlabeled data.

3 Experiments

Data In our experiments, we use the SemT6 dataset (see Table 1) used in cross-target studies (Mohammad et al., 2016). For each topic $t \in T$, we train one model with t as the zero-shot test topic. Specifically, we use all examples from each of the five topics in $\{T - t\}$ for training and validation (split 85/15) and test on all examples for t . To train the topic-discriminator, we additionally

use $\sim 2k$ unlabeled tweets for the zero-shot topic t from the set collected by Augenstein et al. (2016). These tweets are from the same time period as the SemT6 dataset (~ 2016) and therefore are better suited for training a discriminator than newly scraped Tweets. To select Tweets for each topic we use 1-2 keywords (see Table 1).

Baselines We compare against a BERT (Devlin et al., 2019) baseline that encodes the document and topic jointly for classification, as in Allaway and McKeown (2020) and BiCond – bidirectional conditional encoding (§2.2) without attention (Augenstein et al., 2016). Additionally, we compare against published results from three prior models: **SEKT** – using a knowledge graph to improve topic transfer (Zhang et al., 2020), **VTN** – adversarial learning with a topic-oriented memory network, and **CrossN** – BiCond with an additional topic-specific self-attention layer (Xu et al., 2018).

Hyperparameters We tune the hyperparameters for our adversarial model using uniform sampling on the development set with 20 search trials. We select the best hyperparameter setting using the average rank of the stance classifier F1 (higher is better) and topic discriminator F1 (lower is better). We remove settings where the discriminator F1 is < 0.01 , under the assumption that such low performance is the result of overly corrupt representations that will not generalize. We use pre-trained 100-dimensional GloVe vectors (Pennington et al., 2014) in our models.

Our implementations of BERT and BiCond are trained in the same setting as TOAD (i.e., 5 topics for train/dev, 1 topic for test). However, because CrossN, VTN, and SEKT are designed to learn relationships between topics, they are not suited to the zero-shot task (only the cross-target task) and therefore we report only their published cross-target results for the topic pairs (i.e., train on one, test on the other) DT \leftrightarrow HC and FM \leftrightarrow LA. We note that since TOAD is trained using significantly

	DT			HC			FM			LA			A			CC		
	P	C	F_{avg}	P	C	F_{avg}	P	C	F_{avg}	P	C	F_{avg}	P	C	F_{avg}	P	C	F_{avg}
BERT	22.3	57.9	40.1	36.1	63.2	49.6	46.6	37.3	41.9	36.9	52.8	44.8	39.6	70.8	55.2[†]	66.3	8.2	37.3
BiCond	17.0	43.9	30.5	18.9	46.5	32.7	31.7	49.5	40.6	27.1	41.7	34.4	2.3	59.7	31.0	16.5	13.5	15.0
CrossN	-	-	46.1	-	-	41.8	-	-	43.1	-	-	44.2	-	-	-	-	-	-
VTN	-	-	47.9	-	-	36.4	-	-	47.8	-	-	47.3	-	-	-	-	-	-
SEKT	-	-	47.7	-	-	42.0	-	-	51.3	-	-	53.6	-	-	-	-	-	-
TOAD	40.0	58.9	49.5^{†*}	35.3	67.1	51.2	41.5	66.7	54.1^{†*}	30.6	61.7	46.2 [*]	17.7	74.5	46.1	45.4	16.5	30.9
- adv	29.0	54.1	41.5	32.1	66.4	49.3	39.8	46.1	43.0	32.0	46.4	39.2	7.5	72.0	39.8	37.4	22.0	29.7

Table 2: Zero-shot stance F_{avg} on the test sets for six topics. [†] indicates significance ($p < 0.005$) comparing to BERT, * indicates significance ($p < 0.005$) comparing to TOAD without adversary. P is pro, C is con. Published results are used for CrossN, VTN, and SEKT; they do not report class-wise scores.

		Homogeneity	Completeness
DT	TOAD	0.034	0.034
	-adv	0.102	0.104
HC	TOAD	0.118	0.120
	-adv	0.135	0.142

Table 3: Results of Kmeans clustering using the representations of models trained with zero-shot test topics DT and HC. Higher numbers indicates better match between the clustering and gold topic labeling.

more data, our experiments evaluate not only model architectures but also the benefit of the zero-shot setting for topic-transfer.

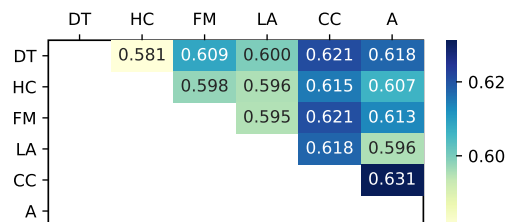
4 Results

As in prior work (e.g., Zhang et al. (2020)) we report F_{avg} : the average of F1 on pro and con.

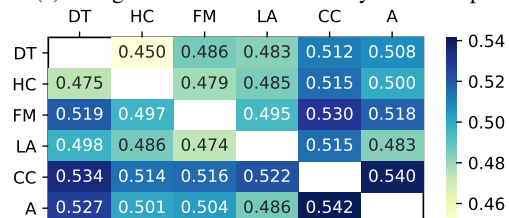
Our model TOAD achieves state-of-the-art results (see Table 2) on two (DT, FM) of the four topics used in cross-target stance detection (DT: Donald Trump, HC: Hillary Clinton, FM: Feminist Movement, LA: Legalization of Abortion). These results are statistically significant ($p < 0.005$) when compared to both the BERT baseline and to TOAD without the adversary ¹. In addition we provide benchmark results on two topics (A: Atheism, CC: climate change is a real concern) that have not been used previously for zero-shot evaluation.

We also observe that TOAD is statistically indistinguishable from BERT on three additional topics (HC, LA, CC) while having only 0.5% as many parameters (600k versus 110mil). As a result of this small size, TOAD can be trained using only the CPU and, because of its recurrent architecture, would gain less from the increased parallel computation of a GPU (compared to a transformer-based model). Therefore, TOAD has a potentially much lower environmental impact than BERT with similar (or better) performance on five

¹SEKT code is not available for computing significance.



(a) Using the combined vocabulary of both topics.



(b) Using the vocabulary of the topic on the y -axis.

Figure 2: Jensen-Shannon divergence for topic pairs.

out of six zero-shot topics.

Analysis Since cross-target models (e.g., SEKT) rely on assumptions about topic similarity, we first analyze the impact of topic similarity on stance performance (see Figure 2). Specifically, we compute the Jensen-Shannon divergence (Lin, 1991) between word distributions for pairs of topics to examine the impact of topic similarity on stance performance (see A.4 for details). We use Jensen-Shannon divergence (D_{JS}) because it has been shown to successfully distinguish domains (Ruder and Plank, 2017; Plank and van Noord, 2011).

Using the combined vocabulary of both topics in a pair (see Figure 2a), we observe that human notions of similarity (used to select pairs for cross-target models) may be flawed. For example, while the cross-target pair $DT \leftrightarrow HC$ is relatively similar, for the other standard cross-target pair, $FM \leftrightarrow LA$, FM is almost as similar to DT as to LA. Since zero-shot transfer methods use all non-test topics

for training, they avoid difficulties introduced by flawed human assumptions about similarity (e.g., about the ideological similarity of FM and LA).

We then examine, whether distributional similarity between topics does actually relate to cross-target ($T_1 \rightarrow T_2$) stance performance. Using the vocabulary for only one topic (V_{T_1}) per pair (see Figure 2b), we observe an inverse relationship between similarity and relative stance performance. Specifically, relatively *lower* similarity (higher divergence) often leads to relatively *higher* stance performance. For example, $D_{JS}(\text{HC}||\text{DT})$ is *higher* than $D_{JS}(\text{DT}||\text{HC})$ suggesting that a model trained on HC has *less* information about the word-distribution for DT than a model trained on DT has about HC. However, the cross-target stance models trained in the HC \rightarrow DT setup (e.g., SEKT) actually perform relatively better than those trained in the DT \rightarrow HC setup. This highlights a further problem in the cross-target setting: using similar topics may encourage models to rely on distributional patterns that do not correlate well with cross-topic stance labels.

Next, we examine how topic-invariant the representations from TOAD actually are, and the impact of this on stance classification. We extract representations from our models, apply K-means clustering with $k = 6$, and compare the resulting clusters to the gold topic labeling (see Table 3). We examine representations from models trained with either zero-shot topic DT or HC because the improvement by the adversary is statistically significant for DT but not for HC. We observe that for both topics, the clusters from TOAD representations are less aligned with topics. This shows that using adversarial learning produces more topic-invariant representations than without it.

Furthermore, we see that the difference (in both homogeneity and completeness) between TOAD with and without the adversary is larger on DT than on HC ($\Delta \approx 0.7$ and $\Delta \approx 0.02$ respectively). This suggests that the stance detection performance difference between TOAD with and without the adversary is tied to the success of the adversary at producing topic-invariant representations. That is, when the adversary is less successful, it does not provide much benefit to TOAD.

Finally, we conduct an ablation on the topic-specific components of TOAD (Table 4). We observe that the residual topic and unlabeled data are especially important. Note that while the keywords

	DT		HC	
	F_{avg}	Δ	F_{avg}	Δ
TOAD	49.5		51.2	
- \mathcal{L}_t^{rec}	44.6	-4.9	52.5	+1.3
- residual topic	39.3	-10.2	43.4	-7.8
- D^{ul}	40.0	-9.5	51.1	-0.1

Table 4: Ablation of TOAD with test sets DT and HC.

used to collect unlabeled data may favor the pro class (e.g., *aborti*), we do not observe a preference for the pro class in our models, likely due to class imbalance (e.g., 20.9% pro DT). Additionally, we observe that while the topic reconstruction \mathcal{L}_t^{rec} is important for DT, it actually decreases the performance of the HC model. We hypothesize that this is because the adversary is less successful for HC and therefore \mathcal{L}_t^{rec} only increases the noise in the stance classification loss for HC. Our results reaffirm the dependence of stance on the topic while also highlighting the importance of fully topic-invariant representations in order to generalize.

5 Conclusion

We propose a new model for zero-shot stance detection on Twitter that uses adversarial learning to produce topic-invariant representations that generalize to unseen topics. Our model achieves state-of-the-art performance on a number of unseen topics with reduced computational requirements. In addition, our training procedure allows the model to generalize to new topics unrelated to the training topics and to provide benchmark results on two topics that have not previously been evaluated on in zero-shot settings. In future work, we plan to investigate how to extend our models to Twitter datasets in languages other than English.

Acknowledgements

We thank the Columbia NLP group and the anonymous reviewers for their comments. This work is supported in part by DARPA under agreement number FA8750-18-2-0014 and by the National Science Foundation Graduate Research Fellowship under Grant No. DGE-1644869. The U.S. Government is authorized to reproduce and distribute reprints for Governmental purposes notwithstanding any copyright notation thereon. The views and conclusions contained herein are those of the authors and should not be interpreted as necessarily representing the official policies or endorsements of DARPA, the U.S. Government, or the NSF.

6 Ethics Statement

We use a dataset collected and distributed for the SemEval2016 Task 6 (Mohammad et al., 2016) and used extensively by the community. Data was collected from publicly available posts on Twitter using a set of manually identified hashtags (e.g., “#NoMoreReligions” and “#Godswill”, see http://saifmohammad.com/WebDocs/Stance/hashtags_all.txt for a complete list).

All tweets with the hashtag at the end were collected and then post-processed to remove the actual hashtag. Thus, there is no information on the gender, ethnicity or race of the people who posted. Many of the tweets that we examined were Standard American English coupled with internet slang.

The intended use of our technology is to predict the stance of authors towards topics, where the topics are often political in nature. This technology could be useful for people in office who want to understand how their constituents feel about an issue under discussion; it may be useful to decide on new policies going forward or to react proactively to situations where people are upset about a public issue. For example, we can imagine using such a tool to determine how people feel about the safety of a vaccine or how they feel about immigration policies. If the system is incorrect in its prediction of stance, end users would not fully understand how people feel about different topics. For example, we can imagine that they may decide that there is no need to implement an education program on vaccine safety if the stance prediction tool inaccurately predicts that people feel good about vaccine safety. The benefits of understanding, with some inaccuracy, how people feel about a topic, outweigh the situation where one has no information (or only information that could be gleaned by manually reading a few examples). The technology would not be deployed, in any case, until accuracy is improved.

We also note that since many topics are political in nature, this technology could be used nefariously to identify people to target with certain types of political ads or disinformation (based on automatically identified beliefs) or by employers to identify political opinions of employees. However, because the data does not include any user-identifying information, we ourselves are prevented from such usage and any future wrongful deployment of the technology in these settings would be a direct viola-

tion of Twitter’s Terms of Service for developers².

Given that we don’t know the race of posters and we don’t know whether African American Vernacular is fairly represented in the corpus, we don’t know whether the tool would make fair predictions for people who speak this dialect. Further work would need to be done to create a tool that can make fair predictions regardless of race, gender or ethnicity.

As noted in the paper, the environmental impact of training and deploying our tool is less than for all comparably performing models.

References

- Emily Allaway and Kathleen McKeown. 2020. Zero-shot stance detection: A dataset and model using generalized topic representations. In *EMNLP*.
- Isabelle Augenstein, Tim Rocktäschel, Andreas Vlachos, and Kalina Bontcheva. 2016. Stance detection with bidirectional conditional encoding. In *EMNLP*.
- Jacob Devlin, Ming-Wei Chang, Kenton Lee, and Kristina Toutanova. 2019. Bert: Pre-training of deep bidirectional transformers for language understanding. *ArXiv*, abs/1810.04805.
- Yaroslav Ganin and Victor Lempitsky. 2015. Unsupervised domain adaptation by backpropagation. In *ICML*.
- S. Hochreiter and J. Schmidhuber. 1997. Long short-term memory. *Neural Computation*, 9:1735–1780.
- Diederik P. Kingma and Jimmy Ba. 2015. Adam: A method for stochastic optimization. *CoRR*, abs/1412.6980.
- Dilek Küçük. 2017. Stance detection in turkish tweets. *ArXiv*, abs/1706.06894.
- Mirko Lai, Alessandra Teresa Cignarella, D. I. H. Farías, Cristina Bosco, V. Patti, and P. Rosso. 2020. Multilingual stance detection in social media political debates. *Comput. Speech Lang.*, 63:101075.
- J. Lin. 1991. Divergence measures based on the shannon entropy. *IEEE Trans. Inf. Theory*, 37:145–151.
- Saif M. Mohammad, Svetlana Kiritchenko, Parinaz Sobhani, Xiao-Dan Zhu, and Colin Cherry. 2016. Semeval-2016 task 6: Detecting stance in tweets. In *SemEval@NAACL-HLT*.
- Jeffrey Pennington, Richard Socher, and Christopher D. Manning. 2014. *Glove: Global vectors for word representation*. In *Empirical Methods in Natural Language Processing (EMNLP)*, pages 1532–1543.

²<https://developer.twitter.com/en/developer-terms/agreement-and-policy>

- Barbara Plank and Gertjan van Noord. 2011. Effective measures of domain similarity for parsing. In *ACL*.
- Sebastian Ruder and Barbara Plank. 2017. Learning to select data for transfer learning with bayesian optimization. In *EMNLP*.
- Mariona Taulé, Maria Antònia Martí, Francisco M. Rangel Pardo, Paolo Rosso, Cristina Bosco, and Viviana Patti. 2017. Overview of the task on stance and gender detection in tweets on catalan independence. In *IberEval@SEPLN*.
- Adam Tsakalidis, Nikolaos Aletras, Alexandra I. Cristea, and Maria Liakata. 2018. Nowcasting the stance of social media users in a sudden vote: The case of the greek referendum. *Proceedings of the 27th ACM International Conference on Information and Knowledge Management*.
- Jannis Vamvas and Rico Sennrich. 2020. X -stance: A multilingual multi-target dataset for stance detection. In *KONVENS*.
- Ashish Vaswani, Noam Shazeer, Niki Parmar, Jakob Uszkoreit, Llion Jones, Aidan N. Gomez, Lukasz Kaiser, and Illia Polosukhin. 2017. Attention is all you need. In *Proceedings of the Thirty-First Annual Conference on Neural Information Systems*.
- Penghui Wei and W. Mao. 2019. Modeling transferable topics for cross-target stance detection. *Proceedings of the 42nd International ACM SIGIR Conference on Research and Development in Information Retrieval*.
- Wan Wei, Xiao Zhang, Xuqin Liu, Wei Chen, and Tengjiao Wang. 2016. pkudblab at semeval-2016 task 6 : A specific convolutional neural network system for effective stance detection. In *SemEval@NAACL-HLT*.
- Chang Xu, Cécile Paris, Surya Nepal, and Ross Sparks. 2018. Cross-target stance classification with self-attention networks. In *ACL*.
- Guido Zarrella and Amy Marsh. 2016. Mitre at semeval-2016 task 6: Transfer learning for stance detection. In *SemEval@NAACL-HLT*.
- B. Zhang, M. Yang, Xutao Li, Yunming Ye, Xiaofei Xu, and Kuai Dai. 2020. Enhancing cross-target stance detection with transferable semantic-emotion knowledge. In *ACL*.
- Yuan Zhang, Regina Barzilay, and Tommi S. Jaakkola. 2017. Aspect-augmented adversarial networks for domain adaptation. *Transactions of the Association for Computational Linguistics*, 5:515–528.

A Appendix

A.1 Implementation Details

Our models are implemented using Pytorch³. We implement our K-means clustering with Scikit-learn⁴. Our models are trained using one Titan Xp P8 GPU, but, as noted in the paper, they can also be trained on the CPU with a minimal increase in computation time.

We train TOAD, TOAD without adversary, and BiCond for a maximum of 100 epochs with early stopping on the development set, computed using F_{avg} . We use Adam (Kingma and Ba, 2015) to optimize and for the adversarial model we decay the learning rate in relation to the discriminator strength hyperparameter ρ (Ganin and Lempitsky, 2015). Specifically, until epoch 50, the learning rate is fixed at l and the value of ρ remains 0. If total number of epochs is t , for an epoch $e > 50$ we compute, $p = (e - 50)/t$. The learning rate at epoch e is computed as $l/(1 + \alpha \cdot p)^\beta$ and the value of ρ at epoch e is computed as $2/(1 + e^{-\gamma \cdot p}) - 1$ where α , β and γ are hyperparameters.

For the BERT baseline we fine-tune for 10 epochs using the implementation of BERT from the Hugging Face Transformers library⁵. We use a batch size of 16 and a learning rate of $2e - 5$ with linear decay after the first 10% of training steps. We optimize using AdamW. To prevent exploding gradients, we apply gradient clipping to 1.0.

We report validation performance of our models on stance classification (see Table 5) as well as the score of the topic-discriminator on the training set, since it is not computed on the development set (see Table 6). We also show the average number of parameters and runtime for all models averaged over all topics (see Table 7).

A.2 Hyperparameters

We tune the hyperparameters for our adversarial model using uniform sampling on the development set with 20 search trials. We select the best hyperparameter setting using the average rank of the stance classifier F1 (higher is better) and topic discriminator F1 (lower is better). We remove settings where the discriminator F1 is < 0.01 , under the assumption that such low performance is the result of overly corrupt representations that will not generalize. In all models, we use pre-trained

100-dimensional GloVe vectors (Pennington et al., 2014) in our models. We show hyperparameter configurations and search space for TOAD (Table 8), TOAD without the adversary (Table 9) and BiCond (Table 10). Note that there are no hyperparameters to tune for the BERT baseline.

A.3 Data

We preprocess tweets by removing URLs and mentions. We remove the # symbol from hashtags in tweets and tokenize the hashtags. We remove emojis and punctuation from tweets. We convert tweets to lowercase and remove stopwords from the tweets. We show the class distribution in Table 11.

A.4 Topic Divergence

Jensen-Shannon divergence (Lin, 1991) is a smoothed, symmetric variant of KL divergence. Let $t^{(1)}$ and $t^{(2)}$ be two topics and P and Q be word-distributions for the topics respectively. Then the KL divergence is defined as $D_{KL}(P||Q) = \sum_i p_i \log \frac{p_i}{q_i}$. However, $D_{KL}(P||Q)$ is undefined if $q_i = 0$ for any $q_i \in Q$. Therefore, Jensen-Shannon divergence uses the average distribution $M = \frac{1}{2}(P + Q)$ and is defined as

$$D_{JS}(P||Q) = \frac{1}{2}(D_{KL}(P||M) + D_{KL}(Q||M)).$$

We follow Plank and van Noord (2011) in computing word distributions for each topic pair. Let $V = \cup_t V_t$ be the union of the vocabularies for all topics t . Then for the topic pair $t^{(1)}$ and $t^{(2)}$, the distribution for one topic is either $t \in \mathbb{R}^{|V_{t^{(1)}} \cup V_{t^{(2)}}|}$ or $t \in \mathbb{R}^{|V_{t^{(1)}}|}$, where t_i is the probability of the i -th word in the vocabulary. Note, we use $V_{t^{(1)}} \cup V_{t^{(2)}}$ or $V_{t^{(1)}}$ rather than V to ensure that $m_i \neq 0$ for all $m_i \in M$, regardless of choice of topics. Also note that when using only the vocabulary from $t^{(1)}$, $D_{JS}(P||Q)$ is no longer symmetric, since the size of t depends of which topic is $t^{(1)}$.

A.5 Ablation Results

We report full ablation results on all components of the adversarial model, on all six topics on the development sets (see Table 12).

We also report the results of applying K-means clustering on the representations extracted from the models trained in each setup. For clustering, we extract representations for the entire dataset (train, dev, and test). Then we randomly split the dataset into train and test with no zero-shot topic. We fit

³<https://pytorch.org/>

⁴<https://scikit-learn.org/stable/>

⁵<https://huggingface.co/transformers/>

	DT	HC	FM	LA	A	CC
BERT	45.0	42.8	41.8	42.9	42.9	41.5
BiCond	66.7	68.7	65.6	66.9	64.8	61.3
	(64.6 ± 0.01)	(65.8 ± 0.01)	(64.2 ± 0.006)	(64.4 ± 0.02)	(62.0 ± 0.01)	(59.7 ± 0.006)
TOAD	66.1	65.9	62.2	64.9	64.6	64.8
	(64.4 ± 0.09)	(64.1 ± 0.18)	(59.8 ± 0.09)	(63.0 ± 0.07)	(62.0 ± 0.06)	(58.8 ± 0.13)
– adv	69.3	72.6	68.2	69.2	66.5	65.3
	(68.1 ± 0.008)	(70.7 ± 0.008)	(66.7 ± 0.007)	(66.8 ± 0.01)	(65.3 ± 0.006)	(63.9 ± 0.02)

Table 5: F_{avg} results on the development sets for each topic, with mean and variance shown for models with hyperparameter tuning.

	DT	HC	FM	LA	A	CC
TOAD	1.9	2.2	28.7	1.3	26.5	4.2

Table 6: Topic-discriminator F1 on the training set for TOAD across topics.

K-means clustering on the training portion and evaluate on the test portion. We use the same train/test split for all clusterings. We evaluate using homogeneity (evaluates whether each cluster contains only examples of one topic) and completeness (all examples from one topic are in one cluster) (see Table 13).

	BERT	BiCond	TOAD	TOAD – adv
# parameters	110 million	358926	554152	632915
avg. runtime	15min	5min	20min	20min

Table 7: Search trials, time, and parameters for models. We average across all six topics for each model.

Hyperparameter	Search space	Best assignment					
		DT	HC	FM	LA	A	CC
BiLSTM hidden size	<i>uniform-integer</i> [40-150]	80	105	113	115	111	105
Stance classifier hidden size	<i>uniform-integer</i> [80-300]	147	278	201	222	213	254
Topic discriminator hidden size	<i>uniform-integer</i> [40-150]	85	95	140	120	143	90
λ_{rec}	<i>choice</i> [1]	1	1	1	1	1	1
λ_{tr}	<i>choice</i> [0.1, 1, 10]	0.1	0.1	10.0	10.0	1.0	0.1
γ	<i>uniform-integer</i> [10-15]	14	12	14	11	11	10
α	<i>choice</i> [10]	10	10	10	10	10	10
β	<i>choice</i> [0.25]	0.25	0.25	0.25	0.25	0.25	0.25
l	<i>choice</i> [0.001]	0.001	0.001	0.001	0.001	0.001	0.001

Table 8: Hyperparameter search space and best settings for TOAD.

Hyperparameter	Search space	Best assignment					
		DT	HC	FM	LA	A	CC
BiLSTM hidden size	<i>uniform-integer</i> [40-150]	96	96	140	134	140	115
Stance classifier hidden size	<i>uniform-integer</i> [80-300]	137	137	228	166	228	222

Table 9: Hyperparameter search space and best settings for TOAD without the adversary.

Hyperparameter	Search space	Best assignment					
		DT	HC	FM	LA	A	CC
BiLSTM hidden size	<i>uniform-integer</i> [40-150]	74	94	128	78	141	104
Dropout	<i>uniform-float</i> [0.1-0.4]	0.2380	0.3220	0.4015	0.3086	0.3912	0.2501

Table 10: Hyperparameter search space and best setting for BiCond.

Topic	%Pro	%Con	%Neither	# Total
DT	20.9	42.3	36.8	707
HC	16.6	57.4	26.0	984
FM	28.2	53.8	18.0	949
LA	17.9	58.3	23.8	933
A	16.9	63.3	19.8	733
CC	59.4	4.6	36.0	564

Table 11: Class distributions for each of the six topics.

	DT		HC		FM		LA		A		CC	
	F1	Δ	F1	Δ	F1	Δ	F1	Δ	F1	Δ	F1	Δ
TOAD	49.5		51.2		54.1		46.2		46.1		30.9	
- transformation	38.8	-10.7	43.2	-8.0	51.9	-2.2	43.6	-2.6	44.5	-1.6	44.4	+13.5
- \mathcal{L}^{tr}	34.8	-14.7	48.0	-3.1	47.9	-6.2	39.7	-6.4	41.9	-4.3	4.5	-26.4
- \mathcal{L}_t^{rec}	44.6	-4.9	52.5	+1.3	35.0	-19.1	46.9	+0.7	38.7	-7.4	4.4	-26.5
- \mathcal{L}_d^{rec}	36.9	-12.6	46.3	-4.9	49.7	-4.4	48.3	+2.1	43.1	-3	18.1	-12.8
- \mathcal{L}_t^{rec} & \mathcal{L}_d^{rec}	43.0	-6.5	43.5	-7.7	40.1	-14.0	43.3	-2.9	39.5	-6.6	37.3	+6.4
- residual topic	39.3	-10.2	43.4	-7.8	45.4	-8.7	43.3	-2.9	44.6	-1.5	37.3	+6.4
- D^{ul}	40.0	-9.5	51.1	-0.1	44.0	-10.1	46.2	-0.0	40.3	-5.8	26.1	-4.8

Table 12: Full component ablation on test sets for all six topics.

	DT		HC		FM		LA		A		CC	
	Hom.	Com.	Hom.	Com.	Hom.	Com.	Hom.	Com.	Hom.	Com.	Hom.	Com.
TOAD	0.034	0.034	0.118	0.120	0.293	0.302	0.091	0.093	0.091	0.092	0.144	0.149
- adv	0.102	0.104	0.135	0.142	0.078	0.081	0.075	0.078	0.033	0.034	0.097	0.1

Table 13: Homogeneity (Hom.) and completeness (Com.) for clusters computed with the representations extracted from models with each of the six topics as the test set.