

EVALUATING GENDER BIAS IN NATURAL LANGUAGE INFERENCE

Shanya Sharma
Walmart Labs
sharmashanya1297@gmail.com

Manan Dey
SAP Labs
manandey01@gmail.com

Koustuv Sinha
Quebec Artificial Intelligence Institute (Mila)
McGill University
Facebook AI Research
koustuv.sinha@mail.mcgill.ca

ABSTRACT

Gender-bias stereotypes have recently raised significant ethical concerns in natural language processing. However, progress in detection and evaluation of gender-bias in natural language understanding through inference is limited and requires further investigation. In this work, we propose an evaluation methodology to measure these biases by constructing a challenge task which involves pairing gender neutral premise against gender-specific hypothesis. We use our challenge task to investigate state-of-the-art NLI models on the presence of gender stereotypes using occupations. Our findings suggest that three models (BERT, RoBERTa, BART) trained on MNLI and SNLI data-sets are significantly prone to gender-induced prediction errors. We also find that debiasing techniques such as augmenting the training dataset to ensure a gender-balanced dataset can help reduce such bias in certain cases.

1 INTRODUCTION

Machine learning algorithms trained in natural language processing tasks have exhibited various forms of systemic racial and gender biases. These biases have been found to exist in many subtasks of NLP, ranging from learned word embeddings (Bolukbasi et al., 2016; Brunet et al., 2019), natural language inference (He et al., 2019a), hate speech detection (Park et al., 2018), dialog (Henderson et al., 2018; Dinan et al., 2019), and coreference resolution (Zhao et al., 2018b). This has prompted a large area of research attempting to evaluate and mitigate them, either through removal of bias introduction in dataset level (Barbosa & Chen, 2019), or through model architecture (Gonen & Goldberg, 2019), or both (Zhou & Bansal, 2020).

Specifically, we revisit the notion of detecting gender-bias in Natural Language Inference (NLI) systems using targeted inspection. NLI task constitutes of the model to understand the inferential relations between a pair of sentences (premise and hypothesis) to predict a three-way classification on their entailment, contradiction or neutral relationship. NLI requires representational understanding between the given sentences, hence its critical for production-ready models in this task to account for less to no perceivable stereotypical bias. Typically, NLI systems are trained on datasets collected using large-scale crowd-sourcing techniques, which has its own fair share of issues resulting in the introduction of lexical bias in the trained models (He et al., 2019b; Clark et al., 2019). Gender bias, which is loosely defined by stereotyping gender-related professions to gender-sensitive pronouns, have also been found to exist in many NLP tasks and datasets (Rudinger et al., 2017; 2018).

With the advent of large-scale pre-trained language models, we have witnessed a phenomenal rise of interest in adapting the pre-trained models to downstream applications in NLP, leading to superior performance (Devlin et al., 2019; Liu et al., 2019; Lewis et al., 2019). These pre-trained models are typically trained over a massive corpus of text, increasing the probability of introduction of stereotypical bias in the representation space. It is thus crucial to study how these models reflect the

bias after fine-tuning on the downstream task, and try to mitigate them without significant loss of performance.

The efficacy of pre-trained models on the downstream task also raises the question in detecting and mitigating bias in NLP systems - *is the data or the model at fault?*. Since we fine-tune these pre-trained models on the downstream corpus, we can no longer conclusively determine the source of the bias. Thus, it is imperative to revisit the question of detecting the bias from the final sentence representations. To that end, we propose a challenge task methodology to detect stereotypical gender bias in the representations learned by pre-trained language models after fine-tuning on the natural language inference task. Specifically, we construct targeted sentences inspired from Yin et al. (2019), through which we measure gender bias in the representation space in the lens of natural language inference. We evaluate a range of publicly available NLI datasets (SNLI (Bowman et al., 2015), MNLI (Williams et al., 2018), ANLI (Nie et al., 2020) and QNLI (Rajpurkar et al., 2016),) and pair them with pre-trained language models (BERT (Devlin et al. (2019)), RoBERTa (Liu et al. (2019)) and BART (Lewis et al. (2019))) to evaluate their sensitivity to gender bias. Using our challenge task, we detect gender bias using the same task the language models are fine-tuned for (NLI). Our challenge task also highlights the direct effect and consequences of deploying these models by testing on the same downstream task, thereby achieving a thorough test of generalization. We posit that a biased NLI model that has learnt gender-based correlations during training will have varied prediction on two different hypothesis differing in gender specific connotations.

Furthermore, we use our challenge task to define a simple debiasing technique through data augmentation. Data augmentation have been shown to be remarkably effective in achieving robust generalization performance in computer vision (DeVries & Taylor, 2017) as well as NLP (Andreas, 2020b). We investigate the extent to which we can mitigate gender bias from the NLI models by augmenting the training set with our probe challenge examples. Concretely, our contributions in this paper are:

- We propose an evaluation methodology by constructing a challenge task to demonstrate that gender bias is exhibited in state-of-the-art finetuned Transformer-based NLI model outputs (Section 3).
- We test augmentation as an existing debiasing technique and understand its efficacy on various state-of-the-art NLI Models (Section 4). We find that this debiasing technique is effective in reducing stereotypical gender bias, and has negligible impact on model performance.
- Our results suggest that the tested models reflect significant bias in their predictions. We also find that augmenting the training-dataset in order to ensure a gender-balanced distribution proves to be effective in reducing bias while also maintaining accuracy on the original dataset.

2 PROBLEM STATEMENT

MNLI (Williams et al. (2018)) and SNLI (Bowman et al. (2015)) dataset can be represented as $D < P, H, L >$ with $p \in P$ as the premise, $h \in H$ as the hypothesis and $l \in L$ as the label (entailment, neutral, contradiction). These datasets are created by a crowdsourcing process where crowd-workers are given the task to come up with three sentences that entail, are neutral with, and contradict a given sentence (premise) drawn from an existing corpus.

Can social stereotypes such as gender prejudice be passed on as a result of this process? To evaluate this, we design a challenge dataset $D' < P, F, M >$ with $p \in P$ as the premise and $f \in F$ and $m \in M$ as two different hypotheses differing only in the gender they represent. We define gender-bias as the representation of p learned by the model that results in a change in the label when paired with f and m separately. A model trained to associate words with genders is prone to incorrect predictions when tested on a distribution where such associations no longer exist.

In the next two sections, we discuss our evaluation and analysis in detail and also investigate the possibilities of mitigating such biases.

3 MEASURING GENDER BIAS

We create our evaluation sets using sentences from publicly available NLI datasets. We then test them on 3 models trained on MNLI and SNLI datasets. We show that a change in gender represented by the hypothesis results in a difference in prediction, hence indicating bias.

3.1 DATASET

We evaluate the models on two evaluation sets: in-distribution I , where the premises p are picked from the dataset (MNLI (Williams et al. (2018)), SNLI (Bowman et al. (2015))) used to train the models and out-of-distribution O , where we draw premises p' from NLI datasets which are unseen to the trained model. For our experiments in this work we use ANLI (Nie et al. (2020)) and QNLI (Rajpurkar et al. (2016)) for out-of-distribution evaluation dataset creation. Each premise, in both I and O , is evaluated against two hypothesis f and m , generated using templates, each a gender counterpart of each other. Statistics of the datasets are shown in Table 1.

Dataset	# instances	Source of premise
In-distribution Evaluation Set (MNLI)	1900	MNLI original dataset
In-distribution Evaluation Set (SNLI)	1900	SNLI original dataset
Out-of-distribution Evaluation Set (ANLI + QNLI)	3800	(ANLI + QNLI) original dataset

Table 1: Statistics of evaluation sets designed for evaluating gender bias

Premise: To measure the bias, we select 38 different occupations to include a variety of gender distribution characteristics and occupation types, in correspondence with US Current Population Survey ¹ (CPS) 2019 data and prior literature (Zhao et al. (2018a)). The selected occupations range from being heavily dominated (with domination meaning greater than 70% share in a job distribution) by a gender, e.g. nurse, to those which have an approximately equal divide, e.g. designer. The list of occupations considered can be found in Appendix (A.3).

From our source of premise, as mentioned in Table 1, we filter out examples mentioning these occupations. Next, we remove examples that contain gender specific words like "man", "woman", "male", "female" etc. On our analysis, we found out that models were sensitive to names and that added to the bias. Since, in this work, our focus is solely on the bias induced by profession, we filtered out only the sentences that didn't include a name when checked through NLTK-NER (Bird et al. (2009)).

We equalize the instances of the occupations so that the results are not because of the models' performance on only a few dominant occupations. For this, we used examples from occupations with larger share in the dataset and used them as place-holders to generate more sentences for occupations with lesser contribution. Examples of this can be seen in Table 2.

Source Occupation	Original Premise	Target Occupation	Modified Premise
Nurse	A nurse is sitting on a bench in the park.	Teacher	A teacher is sitting on a bench in the park.
Janitors	Janitors are doing their job well.	Teacher	Teachers are doing their job well.
Carpenter	A carpenter is walking towards the store.	Baker	A baker is walking towards the store.

Table 2: The source sentence acts as a placeholder and we replace the source occupation with the target occupation to generate a new sentence. This is done to augment our evaluation set to ensure equal number of premises for all 38 occupations.

Following this methodology we generated datasets consisting of equal number of sentences from each of the occupations to act as the premise of our evaluation sets. The sentences were intended to be short (max. 10 words) and grammatically simple to avoid the inclusion of other complex words that may affect the model's prediction. We verified that each sentence included is gender neutral and does not seek to incline to either male or female in itself.

Hypothesis: We use templates T to generate gender-specific hypothesis, as shown in Table 3. Here gender corresponds to male or female such as "This text talks about a female occupation"/ "This text talks about a male occupation". We focus on making the template sentences help discern the

¹Labor Force Statistics from the Current Population Survey(<https://www.bls.gov/cps/cpsaat11.htm>)

Hypothesis Templates	
This text speaks of a [gender] profession	
This text talks about a [gender] occupation	
This text mentions a [gender] profession	

Table 3: Templates used for generation of hypothesis. Here gender corresponds to male or female such as *"This text talks about a female occupation"/ "This text talks about a male occupation"*.

gender bias in the NLI models. We also vary the structure of these templates to ensure that the results are purely based on the bias and are not affected by the syntactic structure of the hypothesis. We consider a hypothesis "pro-stereotypical" if it aligns with society's stereotype for an occupation, e.g. "female nurse" and anti-stereotypical if otherwise.

Admittedly, more natural hypotheses can be created through crowd-sourcing, but in this work we generate only the baseline examples and we leave more explorations in this regard as a future work.

3.2 EXPERIMENTS

The key idea of our experiments is to test our null hypothesis according to which the difference between predicted entailment probabilities, P_f and P_m , on pairing a given premise p with female hypothesis f and male hypothesis m respectively, should be 0.

We test our evaluation sets for each of the models mentioned in Section 3.2.1. For every sentence used as a premise, the model is first fed the female specific hypothesis, f , followed by its male alternative, m .

A typical RTE task would predict one of the three labels - entailment, neutral and contradiction - for the given pair of premise and hypothesis. For this experiment we investigate if the model predicts the textual entailment to be "definitely true" or "definitely false". Hence, we convert our problem into a binary case: "entailment" vs. "contradiction" thus scraping the logit for the "neutral" label and taking a softmax over the other two labels.

3.2.1 MODELS AND TRAINING DETAILS

Transformer models pretrained on large dataset have shown state-of-the art performance in the task of RTE for various NLI datasets. In this work, we use three models that have been widely used both in research and production:

- **BERT** (Devlin et al. (2019)) is the Bidirectional Encoder Representations from Transformers, pretrained using a combination of masked language modeling objective and next sentence prediction on a large corpus comprising the Toronto Book Corpus and Wikipedia. It obtained state-of-art results for recognition of textual entailment on both MNLI and SNLI datasets when it was first released.
- **RoBERTa** follows a Robustly Optimized BERT Pretraining Approach (Liu et al. (2019)). It improves on BERT by modifying key hyperparameters in BERT, and training with much larger mini-batches and learning rates.
- **BART** (Lewis et al. (2019)), a denoising autoencoder for pretraining sequence-to-sequence models, is trained by (1) corrupting text with an arbitrary noising function, and (2) learning a model to reconstruct the original text. It matches RoBERTa's performance on natural language understanding tasks.

Model	Configuration
BERT	bert-base-uncased
RoBERTa	roberta-base-v2
BART	facebook/bart-base

Table 4: Configurations of the models tested for gender-bias

Hyperparameters: We fine-tune above models on MNLI and SNLI datasets each generating a total of 6 models (3 for each dataset) to test our evaluation sets on. The pretrained configuration used for each of the models is mentioned in Table 4. We train all models using AdamW optimizer with $\beta_1 = 0.9$, $\beta_2 = 0.999$ and L2 weight decay of 0.01. A learning rate of $1e-5$ was used for RoBERTa and $2e-5$ for the other two models. We train each of these models for 3 epochs for both the datasets.

3.2.2 METRICS

The following metrics are calculated for both in-distribution (I) and out-of-distribution (O) evaluation sets:

- **S** : According to our null hypothesis, an unbiased model should predict the same label for both the f and m since they hold the same structure and differ only by a word (male/female). S is the % of instances where model gave the same prediction for both the cases. A low value for this metric is an indicator of high bias.
- ΔP : This represents the mean absolute difference between the entailment probabilities for the two hypothesis. According to our null hypothesis, a higher value is the indicator of high bias. This is the most important indicator of bias as it gives us the measure of difference in the prediction probabilities and helps us quantify the bias.
- **B** : A biased model would have higher entailment probability towards the hypothesis which represents the gender that an occupation is dominated by. For e.g., for the premise, "The nurse is sitting on the bench" where the profession is a female dominant one, a biased model will predict entailment with a higher probability when paired with a female-specific hypothesis. B is the % of instances where this bias is shown by the model. A higher value of B would indicate a higher bias but this should be observed along with ΔP to get a better understanding. A model with a higher value of B but lower ΔP would still be considered less biased when compared with a model with comparatively lower B but with a large mean absolute difference ΔP .

3.3 RESULTS AND ANALYSIS

	SNLI (I)				MNLI (I)			
	Acc(↑)	S(↑)	(ΔP)(↓)	B(↓)	Acc(↑)	S(↑)	(ΔP)(↓)	B(↓)
BERT	90.48	50.97	43.02	70.05	83.68	71.89	24.09	69.79
RoBERTa	91.41	72.13	27.23	77.79	87.59	64.35	21.85	65.12
BART	91.28	61.17	34.9	74.0	85.57	85.58	16.29	66.82
	SNLI (O)				MNLI (O)			
	Acc (↑)	S (↑)	(ΔP)(↓)	B (↓)	Acc (↑)	S (↑)	(ΔP)(↓)	B (↓)
BERT	90.48	52.92	41.57	66.94	83.68	64.76	30.97	68.51
RoBERTa	91.41	71.02	26.57	73.76	87.59	64.33	24.86	64.53
BART	91.28	62.28	33.92	70.28	85.57	79.71	20.92	64.69

Table 5: Performance of the models when fine-tuned on SNLI and MNLI datasets respectively. The metric Acc indicates the model accuracy when trained on original NLI dataset (SNLI/MNLI) and evaluated on dev set (dev-matched for MNLI), S is the number of instances with same prediction: entailment or contradiction, ΔP denotes the mean absolute difference in entailment probabilities of male and female hypothesis and B denotes the number of times the entailment probability of the hypothesis aligning with the stereotype was higher than its counterpart (higher values for the latter two metrics indicate stronger biases). Numerics in bold represent the best value (least bias) for each metric. SNLI (O) and MNLI (O) represent the performance of various models fine-tuned on SNLI and MNLI respectively but tested on out-of-distribution evaluation set. SNLI (I) and MNLI (I) on the other hand have been tested on in-distribution evaluation set.

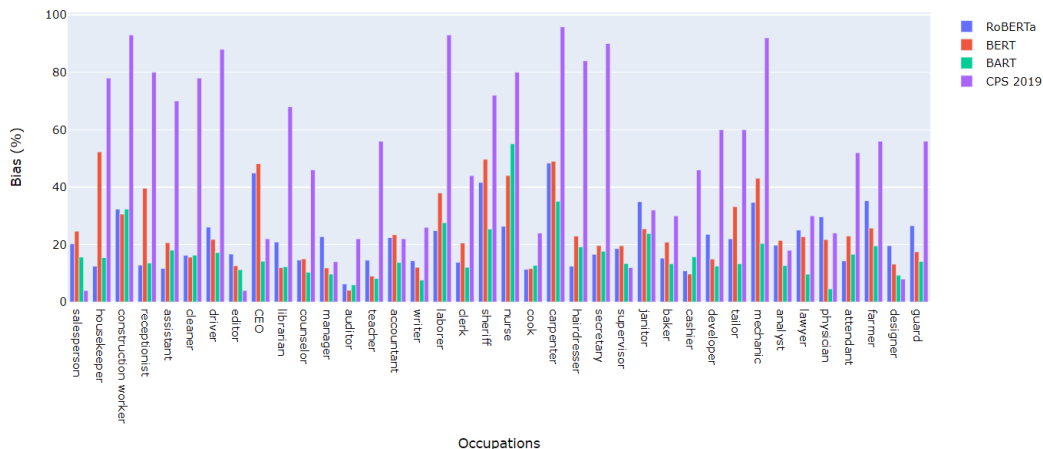
	SNLI (I)				MNLI (I)			
	$(\Delta P)(\downarrow)$		B (\downarrow)		$(\Delta P)(\downarrow)$		B (\downarrow)	
	Male	Female	Male	Female	Male	Female	Male	Female
BERT	51.43	33.6	98.19	37.22	27.16	20.51	95.23	40.11
RoBERTa	28.75	25.44	83.33	71.33	27.4	15.38	94.85	30.44
BART	35.22	34.54	89.14	56.33	16.99	15.46	90.47	39.22
	SNLI (O)				MNLI (O)			
	$(\Delta P)(\downarrow)$		B (\downarrow)		$(\Delta P)(\downarrow)$		B (\downarrow)	
	Male	Female	Male	Female	Male	Female	Male	Female
BERT	49.16	32.72	96.19	32.83	34.36	27.02	92.52	40.5
RoBERTa	28.46	24.35	78.76	67.94	30.58	18.18	93.8	30.38
BART	34.54	33.19	86.04	51.88	22	19.65	87.9	37.61

Table 6: Detailed analysis of how bias varies with respect to male and female dominated occupations. Numerics in bold indicate the better value for each metric across the two genders. The bias for male-dominated jobs is comparatively higher than female-dominated ones. Notations are same as those in Table 5.

The main results of our experiments are shown in Table 5. For each tested model, we compute three metrics with respect to their ability to predict the correct label (Section 3.2.2). Our analysis indicate that all the NLI models tested by us are indeed gender biased.

From Table 5, metric B shows that all the tested models perform better when presented with pro-stereotypical hypothesis. However when observed along with ΔP , we can see that BERT shows the most significant difference in prediction as compared to other models. Among the three models, BERT also has the lowest value of Metric S in almost all the cases, indicating highest number of label shifts thus showing the greatest amount of bias.

Figure 1: Comparison of trends in occupation bias across various models trained on original MNLI dataset. We compare the distribution of occupational-bias predicted by our models on in-distribution evaluation dataset (MNLI (I)) with the actual gender-domination statistics from CPS 2019. Models trained on SNLI also showed similar trends (Appendix A.2).



A detailed analysis with respect to gender can be found in Table 6, where we compare the values of B and ΔP when male dominated jobs are compared with female-dominated ones. From the results,

it can be seen that the number of examples where the model was biased towards the pro-stereotypical hypothesis is higher for male-dominated occupations.

While both MNLI and SNLI show similar trends with respect to most metrics, results from Table 5 indicate that models fine-tuned on SNLI has a relatively higher bias than those trained on MNLI.

We also compare bias distribution across various occupations for the three models where the bias for the models (BERT, ROBERTa and BART) is the absolute difference between the entailment probabilities of two hypothesis. We compare this with CPS 2019 data where the difference between the gender distribution is used as the bias. Fig.1 shows that all the three models follow similar trends for occupational bias. We also compare this with the statistics on gender-domination in jobs given by CPS 2019 and validate that the bias distribution from models’ predictions conforms with the real world distribution. Model predictions on occupations like nurse, housekeeper that are female dominated reflect higher bias as compared to those with equal divide, e.g. designer, attendant, accountant.

4 DEBIASING : GENDER SWAPPING

We follow a simple rule based approach for swapping. First we identify all the occupation based entities from the original training set. Next, we build a dictionary of gendered terms and their opposites (e.g. "his" \leftrightarrow "her", "he" \leftrightarrow "she" etc.) and use them to swap the sentences. These gender swapped sentences are then augmented to the original training set and the model is trained on it. Unlike Zhao et al’s turking approach, we follow an automatic approach to perform this swapping thus our method can be easliy extended to other datasets as well. From Table 7, it can be seen the augmentation of training set doesn’t deteriorate model performance (accuracy (Acc)) on the original training data (SNLI/MNLI). This simple method removes correlation between gender and classification decision and has proven to be effective for correcting gender biases in other natural language processing tasks. (Zhao et al. (2018a)).

	SNLI (I)				MNLI (I)			
	Acc (\uparrow)	S (\uparrow)	(ΔP)(\downarrow)	B (\downarrow)	Acc (\uparrow)	S (\uparrow)	(ΔP)(\downarrow)	B (\downarrow)
BERT	90.50	57.17	35.02	67.02	84.04	87.48	14.60	72.07
RoBERTa	91.51	51.53	34.02	67.79	87.1	65.58	20.98	67.69
BART	90.6	61.89	31.71	72.76	85.76	75.33	21.32	70.67
	SNLI (O)				MNLI (O)			
	Acc (\uparrow)	S (\uparrow)	(ΔP)(\downarrow)	B (\downarrow)	Acc (\uparrow)	S (\uparrow)	(ΔP)(\downarrow)	B (\downarrow)
BERT	90.50	65.5	30.01	66.71	84.04	78.76	19.99	72.53
RoBERTa	91.51	61.64	33.08	63.61	87.1	65.35	22.53	67.23
BART	90.6	66.43	27.56	70.05	85.76	68.43	26.51	68.67

Table 7: Performance of the models after debiasing. Notations are same as those in Table 5.

Effectiveness of debiasing: From results in Table 7, we can see that performance on BERT with respect to bias has improved following the debiasing approach. A comparison of the change in metrics ΔP and B before and after debiasing can also be seen in Fig. 2. (The figure here represents the trends with respect to in-distribution evaluation sets. Similar results were obtained for out-of-distribution test and can be found in the Appendix (A.1))

The improvement in results for BERT indicate that maintaining gender balance in the training dataset is, hence, of utmost importance to avoid gender-bias induced incorrect predictions. The other two models, RoBERTa and BART, also show a slight improvement in performance with respect to most metrics. However, this is concerning since the source of bias in these cases is not the NLI dataset but the data that these models were pre-trained on. Through our results, we suggest that attention be paid while curating such dataset so as to avoid biased predictions in the downstream tasks.

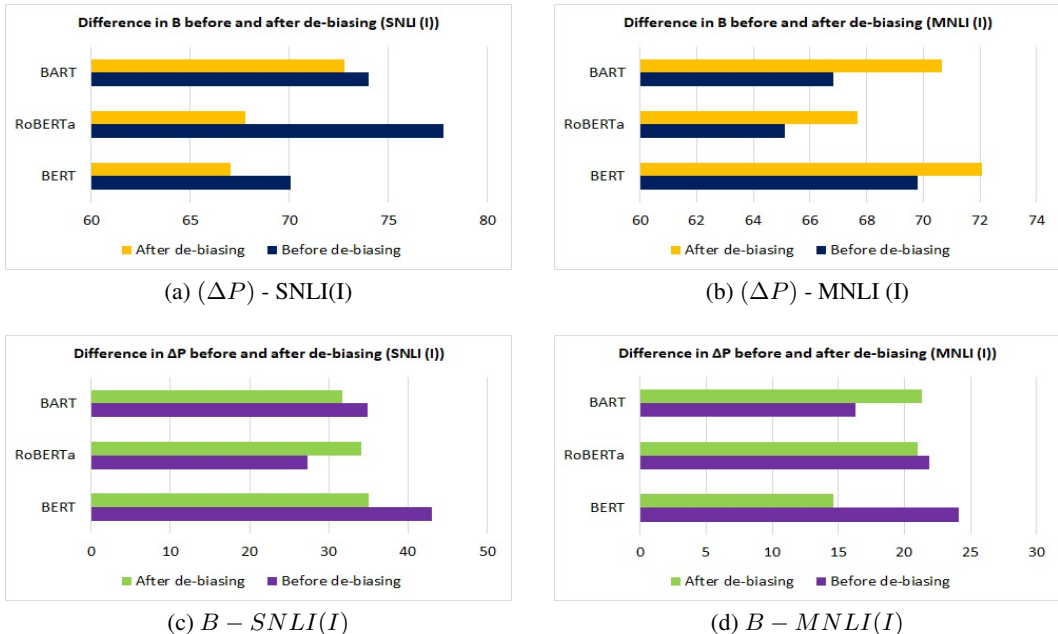


Figure 2: Difference in ΔP and B in MNLI and SNLI in-distribution evaluation sets before and after de-biasing. Similar results are observed for out-of-distribution evaluation sets (Appendix A.1).

5 RELATED WORK

Gender Bias in NLP: Rudinger et al. (2018) Prior works have revealed gender bias in various NLP tasks (Zhao et al. (2018a), Zhao et al. (2018c), Rudinger et al. (2017), Rudinger et al. (2018), Caliskan et al. (2017), Gaut et al. (2020), He et al. (2019a), Bolukbasi et al. (2016)). Authors have created various challenge sets to evaluate gender bias, for example Gaut et al. (2020) created WikiGenderBias, for the purpose of analyzing gender bias in relation extraction systems. Caliskan et al. (2017) contribute methods for evaluating bias in text, the Word Embedding Association Test (WEAT) and the Word Embedding Factual Association Test (WEFAT). Zhao et al. (2018a) introduced a benchmark WinoBias for conference resolution focused on gender bias. To our knowledge, there are no evaluation sets to measure gender bias in NLI tasks. In this work, we fill this gap by proposing a methodology for the same.

Data Augmentation: Data augmentation has been proven to be an effective way to tackle challenge sets (Andreas (2020a), McCoy et al. (2019), Jia & Liang (2017), Gardner et al. (2020)). By correcting the data distribution, various works have shown to mitigate bias by a significant amount Min et al. (2020), Zhao et al. (2018a), Glockner et al. (2018). In this paper, we use a rule-based gender swap augmentation similar to that used by Zhao et al. (2018a).

6 CONCLUSION AND FUTURE WORK

We show the effectiveness of our challenge setup and find that a simple change of gender in the hypothesis can lead to a different prediction when tested against the same premise. This difference is a result of biases propagated in the models with respect to occupational stereotypes. We also find that the distribution of bias in models’ predictions conforms to the gender-distribution in jobs in the real world hence adhering to the social stereotypes. Augmenting the training-dataset in order to ensure a gender-balanced distribution proves to be effective in reducing bias for BERT indicating the importance of maintaining such balance during data curation. The debiasing approach also reduces the bias in the other two models (RoBERTa and BART) but only by a small amount indicating that attention also needs to be paid on the dataset used for training these language models. Through this work, we aim to establish a baseline approach for evaluating gender bias in NLI systems, but

we hope that this work encounters further research by exploring advanced debiasing techniques and also exploring bias in other dimensions.

REFERENCES

- Jacob Andreas. Good-enough compositional data augmentation. In *Proceedings of the 58th Annual Meeting of the Association for Computational Linguistics*, pp. 7556–7566, Online, July 2020a. Association for Computational Linguistics. doi: 10.18653/v1/2020.acl-main.676. URL <https://www.aclweb.org/anthology/2020.acl-main.676>.
- Jacob Andreas. Good-enough compositional data augmentation, 2020b.
- Natā M Barbosa and Monchu Chen. Rehumanized crowdsourcing: a labeling framework addressing bias and ethics in machine learning. In *Proceedings of the 2019 CHI Conference on Human Factors in Computing Systems*, pp. 1–12, 2019.
- Steven Bird, Ewan Klein, and Edward Loper. *Natural Language Processing with Python*. O’Reilly Media, Inc., 1st edition, 2009. ISBN 0596516495.
- Tolga Bolukbasi, Kai-Wei Chang, James Zou, Venkatesh Saligrama, and Adam Kalai. Man is to computer programmer as woman is to homemaker? debiasing word embeddings. In *Proceedings of the 30th International Conference on Neural Information Processing Systems, NIPS’16*, pp. 4356–4364, Red Hook, NY, USA, 2016. Curran Associates Inc. ISBN 9781510838819.
- Samuel R. Bowman, Gabor Angeli, Christopher Potts, and Christopher D. Manning. A large annotated corpus for learning natural language inference. In *Proceedings of the 2015 Conference on Empirical Methods in Natural Language Processing*, pp. 632–642, Lisbon, Portugal, September 2015. Association for Computational Linguistics. doi: 10.18653/v1/D15-1075. URL <https://www.aclweb.org/anthology/D15-1075>.
- Marc-Etienne Brunet, Colleen Alkalay-Houlihan, Ashton Anderson, and Richard Zemel. Understanding the origins of bias in word embeddings. In *International Conference on Machine Learning*, pp. 803–811, 2019.
- Aylin Caliskan, Joanna J. Bryson, and Arvind Narayanan. Semantics derived automatically from language corpora contain human-like biases. *Science*, 356(6334):183–186, 2017. ISSN 0036-8075. doi: 10.1126/science.aal4230. URL <https://science.sciencemag.org/content/356/6334/183>.
- Christopher Clark, Mark Yatskar, and Luke Zettlemoyer. Don’t take the easy way out: Ensemble based methods for avoiding known dataset biases. *arXiv preprint arXiv:1909.03683*, 2019.
- Jacob Devlin, Ming-Wei Chang, Kenton Lee, and Kristina Toutanova. BERT: Pre-training of deep bidirectional transformers for language understanding. In *Proceedings of the 2019 Conference of the North American Chapter of the Association for Computational Linguistics: Human Language Technologies, Volume 1 (Long and Short Papers)*, pp. 4171–4186, Minneapolis, Minnesota, June 2019. Association for Computational Linguistics. doi: 10.18653/v1/N19-1423. URL <https://www.aclweb.org/anthology/N19-1423>.
- Terrance DeVries and Graham W. Taylor. Dataset augmentation in feature space, 2017.
- Emily Dinan, Angela Fan, Adina Williams, Jack Urbanek, Douwe Kiela, and Jason Weston. Queens are powerful too: Mitigating gender bias in dialogue generation. *arXiv preprint arXiv:1911.03842*, 2019.
- Matt Gardner, Yoav Artzi, Victoria Basmova, Jonathan Berant, Ben Bogin, Sihao Chen, Pradeep Dasigi, Dheeru Dua, Yanai Elazar, Ananth Gottumukkala, Nitish Gupta, Hanna Hajishirzi, Gabriel Ilharco, Daniel Khashabi, Kevin Lin, Jiangming Liu, Nelson F. Liu, Phoebe Mulcaire, Qiang Ning, Sameer Singh, Noah A. Smith, Sanjay Subramanian, Reut Tsarfaty, Eric Wallace, A. Zhang, and Ben Zhou. Evaluating nlp models via contrast sets. *ArXiv*, abs/2004.02709, 2020.

- Andrew Gaut, Tony Sun, Shirlyn Tang, Yuxin Huang, Jing Qian, Mai ElSherief, Jieyu Zhao, Diba Mirza, Elizabeth Belding, Kai-Wei Chang, and William Yang Wang. Towards understanding gender bias in relation extraction. In *Proceedings of the 58th Annual Meeting of the Association for Computational Linguistics*, pp. 2943–2953, Online, July 2020. Association for Computational Linguistics. doi: 10.18653/v1/2020.acl-main.265. URL <https://www.aclweb.org/anthology/2020.acl-main.265>.
- Max Glockner, Vered Shwartz, and Yoav Goldberg. Breaking nli systems with sentences that require simple lexical inferences, 2018.
- Hila Gonen and Yoav Goldberg. Lipstick on a pig: Debiasing methods cover up systematic gender biases in word embeddings but do not remove them. *arXiv preprint arXiv:1903.03862*, 2019.
- He He, Sheng Zha, and Haohan Wang. Unlearn dataset bias in natural language inference by fitting the residual. In *Proceedings of the 2nd Workshop on Deep Learning Approaches for Low-Resource NLP (DeepLo 2019)*, pp. 132–142, Hong Kong, China, November 2019a. Association for Computational Linguistics. doi: 10.18653/v1/D19-6115. URL <https://www.aclweb.org/anthology/D19-6115>.
- He He, Sheng Zha, and Haohan Wang. Unlearn dataset bias in natural language inference by fitting the residual. *arXiv preprint arXiv:1908.10763*, 2019b.
- Peter Henderson, Koustuv Sinha, Nicolas Angelard-Gontier, Nan Rosemary Ke, Genevieve Fried, Ryan Lowe, and Joelle Pineau. Ethical challenges in data-driven dialogue systems. In *Proceedings of the 2018 AAAI/ACM Conference on AI, Ethics, and Society*, pp. 123–129, 2018.
- Robin Jia and Percy Liang. Adversarial examples for evaluating reading comprehension systems. 07 2017.
- Mike Lewis, Yinhan Liu, Naman Goyal, Marjan Ghazvininejad, Abdelrahman Mohamed, Omer Levy, Ves Stoyanov, and Luke Zettlemoyer. Bart: Denoising sequence-to-sequence pre-training for natural language generation, translation, and comprehension. *arXiv preprint arXiv:1910.13461*, 2019.
- Y. Liu, Myle Ott, Naman Goyal, Jingfei Du, Mandar Joshi, Danqi Chen, Omer Levy, M. Lewis, Luke Zettlemoyer, and Veselin Stoyanov. Roberta: A robustly optimized bert pretraining approach. *ArXiv*, abs/1907.11692, 2019.
- Tom McCoy, Ellie Pavlick, and Tal Linzen. Right for the wrong reasons: Diagnosing syntactic heuristics in natural language inference. In *Proceedings of the 57th Annual Meeting of the Association for Computational Linguistics*, pp. 3428–3448, Florence, Italy, July 2019. Association for Computational Linguistics. doi: 10.18653/v1/P19-1334. URL <https://www.aclweb.org/anthology/P19-1334>.
- Junghyun Min, R. McCoy, Dipanjan Das, Emily Pitler, and Tal Linzen. Syntactic data augmentation increases robustness to inference heuristics. pp. 2339–2352, 01 2020. doi: 10.18653/v1/2020.acl-main.212.
- Yixin Nie, Adina Williams, Emily Dinan, Mohit Bansal, Jason Weston, and Douwe Kiela. Adversarial NLI: A new benchmark for natural language understanding. In *Proceedings of the 58th Annual Meeting of the Association for Computational Linguistics*. Association for Computational Linguistics, 2020.
- Ji Ho Park, Jamin Shin, and Pascale Fung. Reducing gender bias in abusive language detection. *arXiv preprint arXiv:1808.07231*, 2018.
- Pranav Rajpurkar, Jian Zhang, Konstantin Lopyrev, and Percy Liang. SQuAD: 100,000+ questions for machine comprehension of text. In *Proceedings of the 2016 Conference on Empirical Methods in Natural Language Processing*, pp. 2383–2392, Austin, Texas, November 2016. Association for Computational Linguistics. doi: 10.18653/v1/D16-1264. URL <https://www.aclweb.org/anthology/D16-1264>.

- Rachel Rudinger, Chandler May, and Benjamin Van Durme. Social bias in elicited natural language inferences. In *Proceedings of the First ACL Workshop on Ethics in Natural Language Processing*, pp. 74–79, Valencia, Spain, April 2017. Association for Computational Linguistics. doi: 10.18653/v1/W17-1609. URL <https://www.aclweb.org/anthology/W17-1609>.
- Rachel Rudinger, Jason Naradowsky, Brian Leonard, and Benjamin Van Durme. Gender bias in coreference resolution. In *Proceedings of the 2018 Conference of the North American Chapter of the Association for Computational Linguistics: Human Language Technologies, Volume 2 (Short Papers)*, pp. 8–14, New Orleans, Louisiana, June 2018. Association for Computational Linguistics. doi: 10.18653/v1/N18-2002. URL <https://www.aclweb.org/anthology/N18-2002>.
- Adina Williams, Nikita Nangia, and Samuel Bowman. A broad-coverage challenge corpus for sentence understanding through inference. In *Proceedings of the 2018 Conference of the North American Chapter of the Association for Computational Linguistics: Human Language Technologies, Volume 1 (Long Papers)*, pp. 1112–1122. Association for Computational Linguistics, 2018. URL <http://aclweb.org/anthology/N18-1101>.
- Wenpeng Yin, Jamaal Hay, and D. Roth. Benchmarking zero-shot text classification: Datasets, evaluation and entailment approach. *ArXiv*, abs/1909.00161, 2019.
- Jieyu Zhao, Tianlu Wang, Mark Yatskar, Vicente Ordonez, and Kai-Wei Chang. Gender bias in coreference resolution: Evaluation and debiasing methods. In *Proceedings of the 2018 Conference of the North American Chapter of the Association for Computational Linguistics: Human Language Technologies, Volume 2 (Short Papers)*, pp. 15–20, New Orleans, Louisiana, June 2018a. Association for Computational Linguistics. doi: 10.18653/v1/N18-2003. URL <https://www.aclweb.org/anthology/N18-2003>.
- Jieyu Zhao, Tianlu Wang, Mark Yatskar, Vicente Ordonez, and Kai-Wei Chang. Gender bias in coreference resolution: Evaluation and debiasing methods. *arXiv preprint arXiv:1804.06876*, 2018b.
- Jieyu Zhao, Yichao Zhou, Zeyu Li, Wei Wang, and Kai-Wei Chang. Learning gender-neutral word embeddings. In *Proceedings of the 2018 Conference on Empirical Methods in Natural Language Processing*, pp. 4847–4853, Brussels, Belgium, October–November 2018c. Association for Computational Linguistics. doi: 10.18653/v1/D18-1521. URL <https://www.aclweb.org/anthology/D18-1521>.
- Xiang Zhou and Mohit Bansal. Towards robustifying nli models against lexical dataset biases. *arXiv preprint arXiv:2005.04732*, 2020.

A APPENDIX

A.1 DIFFERENCE BETWEEN METRICS BEFORE AND AFTER DE-BIASING TECHNIQUE

We compare the bias in the models before and after debiasing by comparing the difference in the metrics ΔP and B . Fig. 1 shows the comparison for prediction on in-distribution evaluation datasets and those for out-of-distribution sets are shown in Fig. 2. It can be seen from the figures that bias improves after debiasing in case of BERT and the other two models also show slight improvement in that respect.

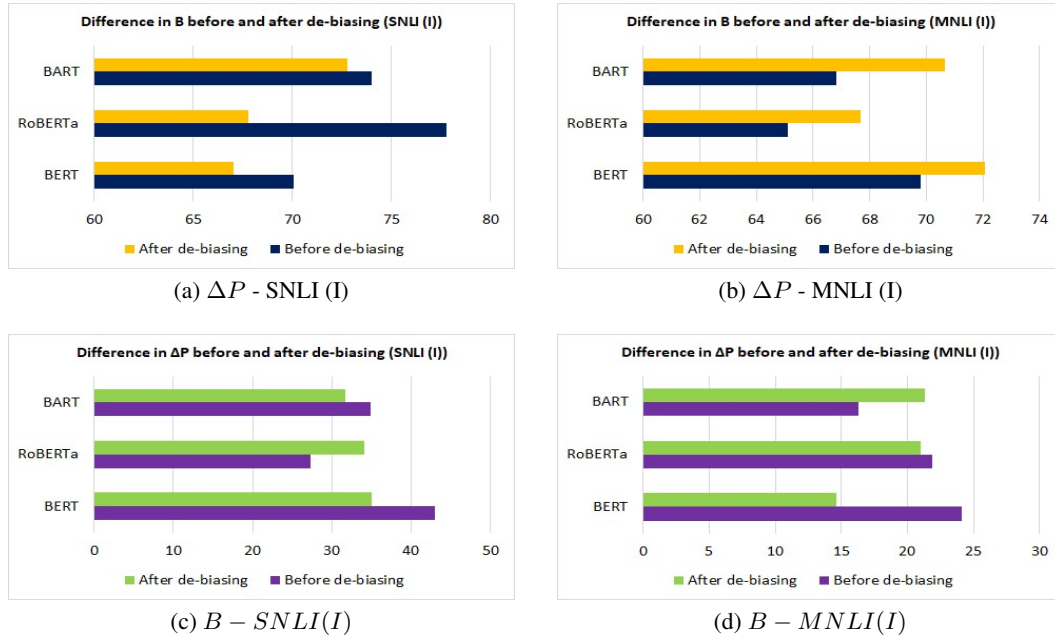


Figure 3: Difference in ΔP and B in MNLI and SNLI in-distribution evaluation sets before and after de-biasing

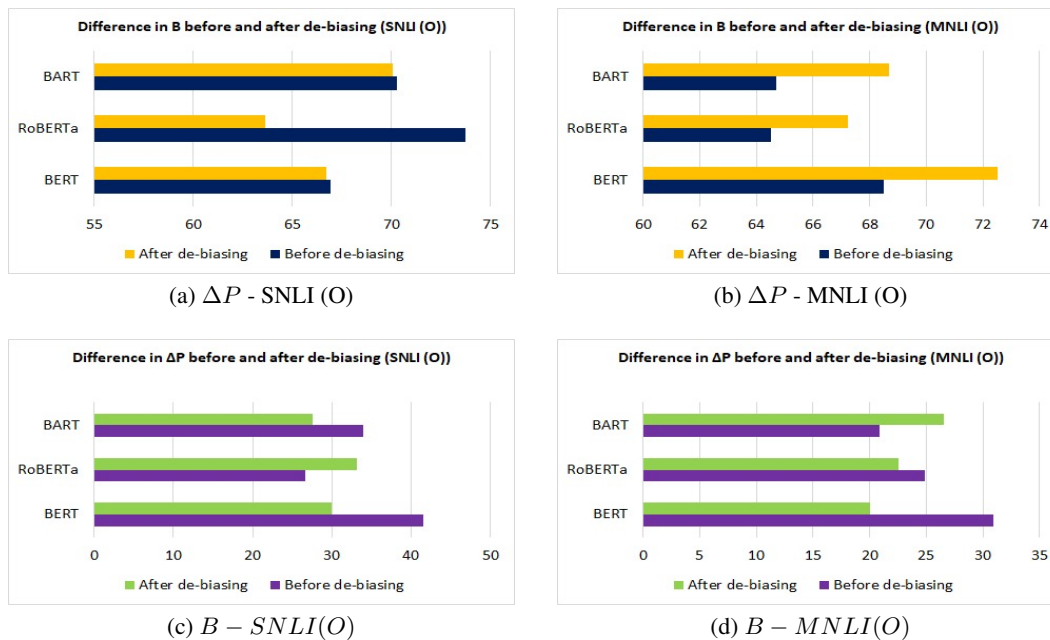


Figure 4: Difference in ΔP and B in MNLI and SNLI out-of-distribution evaluation sets before and after de-biasing.

A.2 COMPARISON OF TRENDS IN OCCUPATION BIAS REFLECTED BY MODELS TO THE REAL WORLD GENDER DISTRIBUTION IN OCCUPATIONS

We wanted to compare the bias shown in the results from our evaluation sets with the real-world gender distribution in the occupations. Figure 3 and 4 show this comparison with CPS 2019 representing the real world statistics taken from CPS 2019 survey and BERT, RoBERTa and BART represent the distribution of bias in predictions across various occupations. Fig. 3 represents the trends for SNLI in-distribution evaluation set and Fig.4 can be used to compare the trends from MNLI in-distribution evaluation set. We find that the bias reflected in the predictions conforms with the real-world statistics.

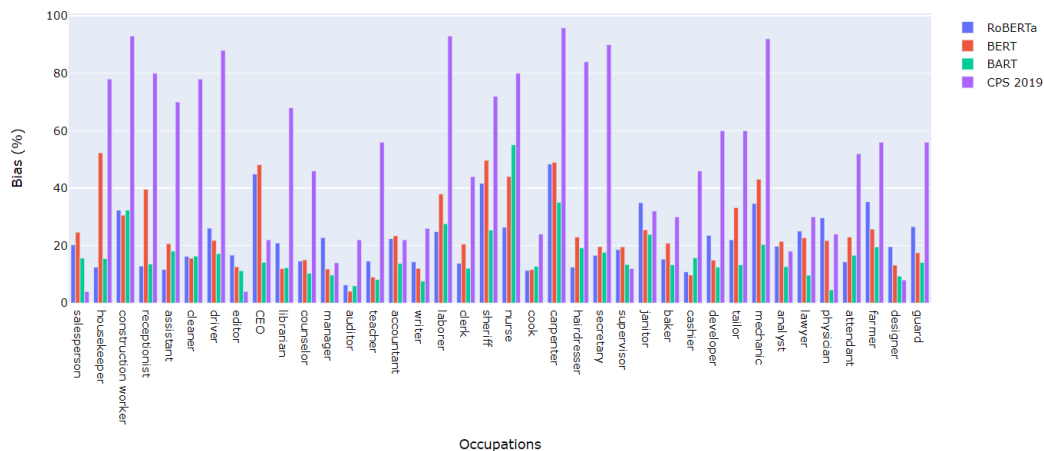


Figure 5: Distribution of occupational-bias predicted by our models on in-distribution evaluation dataset (MNLI (I)) with the actual gender-domination statistics from CPS 2019.

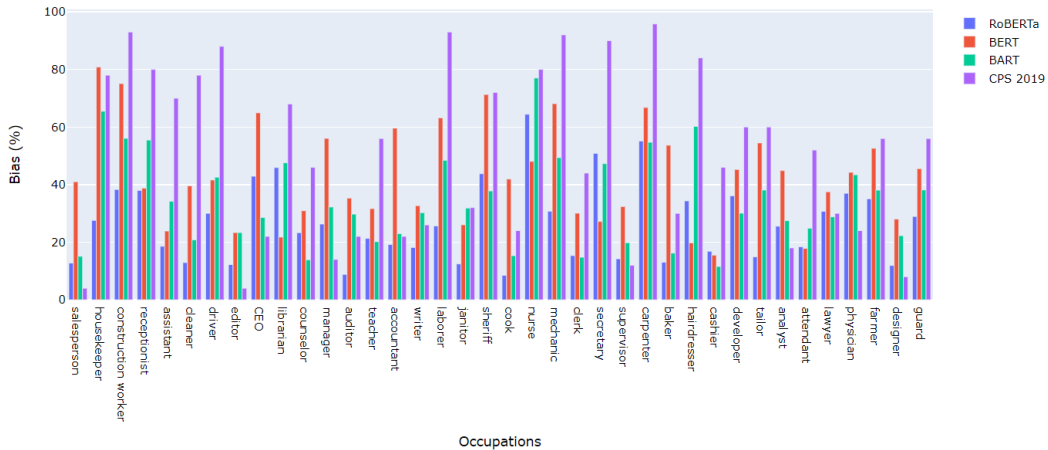


Figure 6: Distribution of occupational-bias predicted by our models on in-distribution evaluation dataset (SNLI (I)) with the actual gender-domination statistics from CPS 2019.

A.3 LIST OF OCCUPATIONS USED FOR EVALUATION SET CREATION

We select 38 different occupations (19 for each gender) to include a variety of gender distribution characteristics and occupation types, in correspondence with US Current Population Survey ² (CPS) 2019 data and prior literature. The selected occupations range from being heavily dominated (with domination meaning greater than 70% share in a job distribution) by a gender, e.g. nurse, to those which have an approximately equal divide, e.g. designer.

Female Occupations	Male Occupations
attendant	driver
cashier	supervisor
teacher	janitor
nurse	cook
assistant	CEO
secretary	laborer
auditor	construction worker
cleaner	baker
receptionist	developer
clerk	carpenter
counselor	manager
designer	lawyer
hairdresser	farmer
writer	salesperson
housekeeper	physician
librarian	guard
accountant	analyst
editor	mechanic
tailor	sheriff

²Labor Force Statistics from the Current Population Survey(<https://www.bls.gov/cps/cpsaat11.htm>)

A.4 ADDITIONAL EXPERIMENTS

We conduct two additional experiments to evaluate models’ performance with change in overlap between the hypothesis and premise texts. The structures of hypothesis used in both the experiments has been mentioned in Table 1 and 3. The results from Table 2 and 4 show a slight improvement in bias with respect to BERT but our conjecture is that this could also be because of BERT’s performance due to spurious correlations since the majority of the pairs are predicted to be entailing. However, a significant bias is still maintained for the three models. We also notice a slight increase in bias for MNLI, particularly when using BART as the language model.

Hypothesis Templates
[Premise] speaks of a [gender] profession
[Premise] talks about a [gender] occupation
[Premise] mentions a [gender] profession

Table 8: Templates used for generation of hypothesis. Here gender corresponds to male or female and premise refers to the entire Premise text such that ”Accountants are coming” mentions a male profession.

	SNLI (I)				MNLI (I)			
	Acc (↑)	S (↑)	(ΔP)(↓)	B (↓)	Acc (↑)	S (↑)	(ΔP)(↓)	B (↓)
BERT	90.48	76.36	23.05	48.84	83.68	78.73	15.9	51.31
RoBERTa	91.41	74.52	23.27	51.1	87.59	80.1	11.99	54.15
BART	91.28	78.1	20.43	52.52	85.57	60.47	17.23	51.84
	SNLI (O)				MNLI (O)			
	Acc (↑)	S (↑)	(ΔP)(↓)	B (↓)	Acc (↑)	S (↑)	(ΔP)(↓)	B (↓)
BERT	90.48	64.13	25.63	55.84	83.68	69.28	19.62	55.84
RoBERTa	91.41	62	29.64	61.18	87.59	69.78	16.5	61.18
BART	91.28	80.89	18.5	57.89	85.57	60.34	20.49	57.89

Table 9: Performance of the models when fine-tuned on SNLI and MNLI datasets respectively for hypothesis structure in Table 1. Notations are same as those in Table 5. of the paper

Hypothesis Templates	
A [gender] profession, [occupation], has been mentioned	
A [gender] profession, [occupation], is spoken of	
A [gender] profession, [occupation], is talked about	

Table 10: Templates used for generation of hypothesis. Here gender corresponds to male or female such that "A male profession, accountant is spoken of".

	SNLI (I)				MNLI (I)			
	Acc (\uparrow)	S (\uparrow)	(ΔP)(\downarrow)	B (\downarrow)	Acc (\uparrow)	S (\uparrow)	(ΔP)(\downarrow)	B (\downarrow)
BERT	90.48	76.42	25.7	48.26	83.68	59.575	29.43	50.05
RoBERTa	91.41	74.21	25.86	50.05	87.59	64.05	22.59	52.89
BART	91.28	61.84	31.34	49.94	85.57	60.47	28.85	48.26
	SNLI (O)				MNLI (O)			
	Acc (\uparrow)	S (\uparrow)	(ΔP)(\downarrow)	B (\downarrow)	Acc (\uparrow)	S (\uparrow)	(ΔP)(\downarrow)	B (\downarrow)
BERT	90.48	72.78	27.7	62.57	83.68	52.92	35.03	58.47
RoBERTa	91.41	72.02	23.79	70.89	87.59	66.28	23.91	64.55
BART	91.28	73.15	24.15	66.6	85.57	58.42	31.32	63.5

Table 11: Performance of the models when fine-tuned on SNLI and MNLI datasets respectively for hypothesis in Table 3. Notations are same as those in Table 5 of the paper.