

Regret-Optimal LQR Control

Oron Sabag, Sahin Lale, Gautam Goel, Babak Hassibi

Abstract

We consider the infinite-horizon LQR control problem. Motivated by competitive analysis in online learning, as a criterion for controller design we introduce the dynamic regret, defined as the difference between the LQR cost of a causal controller (that has only access to past disturbances) and the LQR cost of the *unique* clairvoyant one (that has also access to future disturbances) that is known to dominate all other controllers. The regret itself is a function of the disturbances, and we propose to find a causal controller that minimizes the worst-case regret over all bounded energy disturbances. The resulting controller has the interpretation of guaranteeing the smallest regret compared to the best non-causal controller that can see the future. We derive explicit formulas for the optimal regret and for the regret-optimal controller for the state-space setting. These explicit solutions are obtained by showing that the regret-optimal control problem can be reduced to a Nehari extension problem that can be solved explicitly. The regret-optimal controller is shown to be linear and can be expressed as the sum of the classical \mathcal{H}_2 state-feedback law and an n -th order controller (n is the state dimension), and its construction simply requires a solution to the standard LQR Riccati equation and two Lyapunov equations. Simulations over a range of plants demonstrate that the regret-optimal controller interpolates nicely between the \mathcal{H}_2 and the \mathcal{H}_∞ optimal controllers, and generally has \mathcal{H}_2 and \mathcal{H}_∞ costs that are simultaneously close to their optimal values. The regret-optimal controller thus presents itself as a viable option for control systems design.

I. INTRODUCTION

In this paper, we consider control through the lens of *regret minimization*. While the literature on control is vast, control theorists have largely studied control in two distinct settings. In one setting, we assume that the disturbances are generated by random processes whose statistics we know (in the Gaussian case this is LQG control, in the iid case with linear controllers it is \mathcal{H}_2 control), and the goal is to design a control policy which minimizes the expected control cost. In the other setting, robust control, there are no distributional assumptions about the disturbance and we seek to minimize the worst-case gain across all bounded disturbances (for bounded energy or power this is \mathcal{H}_∞ control [2], [3], for bounded amplitude it is ℓ_1 control [4]). As a result, \mathcal{H}_∞ are overly conservative since they safeguard against the worst-case, and \mathcal{H}_2 control are sensitive to modeling inaccuracies [5]. In this paper, we propose a new approach to deal with future uncertainty, which is based on a competitive criterion called the regret.

In the regret framework, instead of trying to design controllers that achieve optimal performance relative to a certain class of disturbances, we propose to track the behavior of the benchmark non-causal controller. In particular, our criterion is the regret that measures the largest deviation from the non-causal controller, a regret-optimal controller is a one that aims to maintain a balanced performance across all disturbances, regardless of whether the disturbances are stochastic, adversarial, etc. This stands in stark contrast to \mathcal{H}_2 and \mathcal{H}_∞ control, which generally yield controllers that perform well in the environments they are designed for but whose performance can degrade badly when placed in different environments. This is made transparent in our regret problem formulation in (11).

Regret minimization in control problems has attracted much recent interest in online learning (see, e.g., [6]–[16] and the references therein). In this paper, we study the so-called full-information control problem, where at every time instant the causal controller has access to past and current disturbances. Most papers in this area try to design causal controllers that compete with the best static linear state feedback controller selected in hindsight; in other words, they compete with the controller which in every round sets the control action u_t to be Kx_t where x_t is the state and K is a *fixed* matrix selected with full clairvoyant knowledge of the disturbances. We believe this choice of non-causal controller to be rather unnatural:

Why restrict to static linear state feedback?

It is not clear when or whether such a non-causal policy outperforms a causal controller that is allowed to be an arbitrary causal function of the states. We therefore would like to contend that it is more natural to design controllers which compete with the best sequence of control actions selected in hindsight, not just those generated by static linear state feedback. In other words, we seek to design controllers that compete with the optimal sequence of control actions $u_1^* \dots u_{T-1}^*$, without imposing the restriction that the benchmark sequence satisfy $u_t^* = -Kx_t$ for some fixed matrix K .

We utilize the regret metric to design a causal controller by comparing its performance with the unique optimal non-causal controller. The optimal regret is defined as the largest deviation in the LQR costs of the causal and the non-causal controller among all bounded energy disturbances. The motivation behind the regret definition is to construct a causal controller that aims to mimic the behavior of the non-causal controller by minimizing the regret distance. At the operator level, we show

O. Sabag was with the Department of Electrical Engineering at California Institute of Technology. He is now with the Rachel and Selim Benin School of Computer Science and Engineering, Hebrew University of Jerusalem, (email: oron.sabag@mail.huji.ac.il). G. Goel is with the Simons Institute, UC Berkeley (e-mail: ggoel@berkeley.edu). S. Lale and B. Hassibi are with the Department of Electrical Engineering at California Institute of Technology (e-mails: {alale,hassibi}@caltech.edu).

A preliminary version of this paper has been published in the ACC 2021 [1].

that the regret problem can be reduced to the classical Nehari problem [17]. For the state-space setting, we derive the optimal regret as a simple formula and provide an explicit regret-optimal controller that is given by an explicit state-space realization. The resulting controller inherits the finite-dimensional state-space of the underlying system and its implementation requires the computation of the standard LQR Riccati equation and two additional Lyapunov equations.

The rest of the paper is organized as follows. In Section II, we present the problem formulation. Section III includes our main results, and Section IV contains numerical simulations. Section V includes the proofs, and the paper is concluded in Section VI.

II. THE SETTING AND PROBLEM FORMULATION

In this section, we introduce the setting and the regret-optimal control problem.

A. Notation

The Euclidean norm of a vector x is $\|x\|_2$. The operator norm of A is $\|A\|$, and $\|A\|_F$ denotes its Frobenius norm. We use A^* to denote the conjugate transpose of A . If A has only real eigenvalues, its largest eigenvalue is denoted by $\lambda_{\max}(A)$. The strictly causal part (its strictly lower triangular part) and the anticausal part (its upper triangular part) of an operator A are denoted by $\{A\}_+$ and $\{A\}_-$, respectively. An operator A is said to be strictly causal if $\{A\}_- = 0$. We use I to denote the identity matrix when the dimensions are clear.

B. The state-space setting

We consider time-invariant dynamical systems given by

$$x_{t+1} = Ax_t + B_u u_t + B_w w_t, \quad (1)$$

where $x_t \in \mathbb{R}^n$ is the state variable, $u_t \in \mathbb{R}^m$ is the control variable which we can dynamically adjust to influence the evolution of the system, and $w_t \in \mathbb{R}^p$ is the disturbance. It is also assumed that the pair (A, B_u) is stabilizable.

A policy π is defined as a mapping of disturbance sequences $w = \{w_t\}$ to control sequences $u = \{u_t\}$ ¹. We focus on the doubly infinite-horizon regime where, for a fixed policy π , the linear-quadratic regulator (LQR) cost is given by

$$\text{cost}(\pi; w) = \sum_{t=-\infty}^{\infty} (x_t^* Q x_t + u_t^* R u_t), \quad (2)$$

for $Q, R \succ 0$. For (2) to be finite (and meaningful) disturbances are assumed to have bounded energy, i.e., $w = \{w_t\} \in \ell_2$.

In \mathcal{H}_2 and \mathcal{H}_∞ control, the objective is to design a controller which minimizes the LQR cost under different assumptions on the disturbances sequence w . Our approach is different since we optimize a competitive criterion that compares the LQR cost of the causal controller (to be designed) with the cost of an unrealizable controller that serves as a benchmark. Specifically, we use the regret criterion defined as the difference between the LQR costs of a causal controller and the optimal non-causal controller. Formally, define the set of non-causal policies as $\Pi^{\text{N.C.}}$ that map the disturbance sequence w to the sequence u . The set $\Pi^{\text{N.C.}}$ is not restricted to be linear, time-invariant etc. The regret of a policy π is then defined as

$$\text{Regret}(\pi) = \sup_{\|w\|_2 \leq 1} \left(\text{cost}(\pi; w) - \inf_{\pi' \in \Pi^{\text{N.C.}}} \text{cost}(\pi'; w) \right). \quad (3)$$

The regret criterion is now clear; the performance of a controller, defined by a policy π , is measured with respect to the performance of the best non-causal controller. An important feature of (3) is that the disturbance w plays a role in both costs and, therefore, the comparison between the policies is meaningful. The motivation to minimize regret is to design a controller whose performance aims to mimic the performance of the non-causal controller as much as possible. For disturbances for which (even) the non-causal controller has a large control cost, the designed controller may have a higher cost. However, if for a certain disturbance a lower cost is attainable for the non-causal controller, then the designed controller should have a low cost as well. The regret captures this behavior and results in a controller that is competitive with respect to the benchmark non-causal controller.

In (3), we assume that the disturbance w has bounded energy, i.e., w is an ℓ_2 sequence. An alternative formulation is to define the cost as $\lim_{T \rightarrow \infty} \frac{1}{T} \text{cost}_T(\pi; w)$ where cost_T is cumulative cost and to assume that the sequence w has bounded power, i.e., $\lim_{T \rightarrow \infty} \frac{1}{T} \sum_{t=0}^{T-1} w_t^* w_t < \infty$. In \mathcal{H}_∞ theory both formulations lead to the same optimal controller.

We consider strictly causal policies, that is, the strictly causal controller chooses u_t when it has access to $\{w_i\}_{i < t}$. The set of strictly causal policies is denoted by $\Pi^{\text{S.C.}}$. The regret-optimal control problem can be summarized as follows.

¹We later show that the regret-optimal controller can be computed with the states only, but it is convenient to define policy as a function of the disturbance.

Problem 1 (Regret-Optimal Control). *Find a strictly-causal policy π that solves the optimization problem*

$$\text{Regret} = \inf_{\pi \in \Pi^{\text{s.c.}}} \text{Regret}(\pi). \quad (4)$$

In Section III, Problem 1 is completely solved in terms of explicit formulae for the optimal regret and construction of a regret-optimal controller. A solution to the regret-optimal control problem in the causal scenario can be found in [1].

C. Regret-optimal control in operator form

In this section, we present the regret problem from an operator theory perspective. This leads to clean exposition and insightful comparison with \mathcal{H}_∞ control. The state-space in (1) is a special case of this formulation. Consider a linear system

$$s = Fv + Gw, \quad (5)$$

where F and G are causal (lower triangular) block operators. The sequence w corresponds to the disturbance, s is the state sequence and v is the control sequence. A policy (controller) is a mapping from the sequence w to the sequence v . For a fixed policy, the quadratic cost is

$$\text{cost}_{OP}(\pi; w) \triangleq \|s\|_2^2 + \|v\|_2^2. \quad (6)$$

The regret problem for the general formulation in (5)-(6) can be defined similarly to Problem 1 as

$$\inf_{\pi \in \Pi^{\text{s.c.}}} \sup_{\|w\|_2 \leq 1} \left(\text{cost}_{OP}(\pi; w) - \inf_{\pi' \in \Pi^{\text{N.C.}}} \text{cost}_{OP}(\pi'; w) \right). \quad (7)$$

Note that the time-horizon here can be either finite, semi-infinite, or the doubly-infinite regime in (2).

The following result characterizes the optimal non-causal policy $\pi' \in \Pi^{\text{N.C.}}$ in (7), which is shown to be linear.

Theorem 1 (The non-causal controller [18, Th. 11.2.1]). *The optimal non-causal controller that minimizes the quadratic cost in (6) is linear and is given by $v = K_0 w$, where K_0 is the linear operator*

$$K_0 = -(I + F^*F)^{-1}F^*G. \quad (8)$$

For completeness, Theorem 1 is proved in Appendix A. In Theorem 3 below, we show that the policy $\pi \in \Pi^{\text{S.C}}$ that minimizes the regret in the infinite-horizon regime of (7) is also linear. Thus, we focus on linear controllers so as to simplify the regret in (7). Consider a linear controller K , and its cost operator can be defined as

$$\begin{bmatrix} s \\ v \end{bmatrix} = \underbrace{\begin{bmatrix} FK + G \\ K \end{bmatrix}}_{\triangleq T_K} w \quad (9)$$

to compactly expressed its quadratic cost as

$$\text{cost}_{OP}(K; w) = w^* T_K^* T_K w.$$

We can now use the completion of the square to express, for any linear controller K , its squared cost operator as

$$T_K^* T_K = (K - K_0)^*(I + F^*F)(K - K_0) + T_{K_0}^* T_{K_0} \quad (10)$$

with

$$T_{K_0}^* T_{K_0} = G^*(I + FF^*)^{-1}G.$$

Note that (10) implies $T_K^* T_K \succeq T_{K_0}^* T_{K_0}$, so that the non-causal controller K_0 outperforms (in terms of LQR cost) any linear controller K for any w .

It is interesting to compare the objectives of regret-optimal control and the classical robust control. In both formulations there is a maximization over w that can be replaced with an operator norm, and their objectives are

$$\underbrace{\inf_{\text{s. causal } K} \|T_K^* T_K\|}_{\mathcal{H}_\infty \text{ control}}, \quad \underbrace{\inf_{\text{s. causal } K} \|T_K^* T_K - T_{K_0}^* T_{K_0}\|}_{\text{regret-optimal control}}. \quad (11)$$

The difference is transparent; in \mathcal{H}_∞ control, one aims to minimize the worst-case gain from the disturbance energy to the control cost, whereas in regret-optimal control one attempts to minimize the worst-case gain from the disturbance energy to the regret. This latter fact makes the regret-optimal controller competitive with respect to the non-causal controller since it has as its baseline the best that any controller can do, whereas the \mathcal{H}_∞ controller has no baseline to measure itself against. Comparison of regret-optimal control and \mathcal{H}_2 control is discussed after Theorem 4.

The state-space model is a special case of (5). Specifically, if we choose the causal operators F and G to be lower triangular, doubly-infinite block Toeplitz operators with Markov parameters $F_i = Q^{1/2}A^{i-1}B_uR^{-1/2}$ and $G_i = Q^{1/2}A^{i-1}B_w$, respectively, for $i > 0$. Furthermore, the weight matrices $Q = Q^{*/2}Q^{1/2}$ and $R = R^{*/2}R^{1/2}$ can be absorbed in the transformed state and control variables $s = \{Q^{1/2}x_t\}$ and $v = \{R^{1/2}u_t\}$, respectively. The LQR cost in (2) is now in the required form

$$\text{cost}(\pi; w) = \|s\|_2^2 + \|v\|_2^2.$$

The regret problem in (3) is a special case of its operator formulation counterpart in (7). Combining (7) with the optimality of the non-causal and causal controllers (shown below in Theorem 3), we can write the regret in Problem 1 as

$$\text{Regret} = \inf_{s. \text{causal } K} \|T_K^* T_K - T_{K_0}^* T_{K_0}\|, \quad (12)$$

where K is a linear controller.

D. The Nehari problem

Before proceeding to the main results, we present a problem fundamental to the solution of regret-optimal control.

Problem 2 (Nehari Problem [17]). *Given a strictly anti-causal (strictly upper triangular) doubly-infinite block Toeplitz operator U , find a causal (lower triangular) doubly-infinite block Toeplitz operator L , such that $\|L - U\|$ is minimized.*

The Nehari problem seeks the best causal approximation to a strictly anti-causal operator in the operator norm sense. Nehari showed the minimal norm can be characterized by the Hankel norm of an operator [17]. As we will see in Theorem 5 and its application to our problem in the next section, when the operator has a state-space structure, the minimal norm and the approximation L can be found explicitly.

III. MAIN RESULTS

This section includes our main results. In Section III-A, we present the regret as a Nehari problem and the optimality of linear controllers. We then present the optimal regret value and the regret-optimal controller for the state-space setting.

A. Reduction to a Nehari problem

The following theorem presents the relation between the Nehari problem and regret when restricted to linear controllers.

Theorem 2 (Regret as a Nehari problem). *The regret problem with linear controllers in (11) can be formulated as the Nehari problem*

$$\inf_{s. \text{causal } K} \|T_K^* T_K - T_{K_0}^* T_{K_0}\| = \inf_{s. \text{causal } L} \|L - \{\Delta K_0\}_-\|^2, \quad (13)$$

where Δ is given by the canonical factorization $\Delta^* \Delta = I + F^* F$, K_0 is the optimal non-causal controller in (8), and $\{\cdot\}_-$ denotes the anti-causal part of a linear operator.

Furthermore, let L be a solution to the Nehari problem in (13), then a regret-optimal linear controller is given by

$$K = \Delta^{-1} (L + \{\Delta K_0\}_+), \quad (14)$$

where $\{\cdot\}_+$ denotes the strictly causal part of an operator.

Nehari showed that the minimal value in (13) is the Hankel norm of the anticausal operator $\{\Delta K_0\}_-$ [17]. It is rather involved to compute the norm and the causal operator L unless the operator has a structure. In Section V-C, we show that the Nehari problem in (13) can be solved explicitly when the noncausal operator has a state-space structure which leads to explicit solution of the regret-optimal control problem. Theorem 2 also reveals the steps required to derive the regret-optimal controller: a factorization of the positive operator $I + F^* F$ and a decomposition of $\Delta K_0 = \{\Delta K_0\}_+ + \{\Delta K_0\}_-$.

To assess the difference between regret-optimal and \mathcal{H}_2 control, we express the non-causal controller as

$$\Delta^{-1} \Delta K_0 = \Delta^{-1} (\{\Delta K_0\}_- + \{\Delta K_0\}_+). \quad (15)$$

It can be shown that the expression $\Delta^{-1} \{\Delta K_0\}_+$ is precisely the optimal law in \mathcal{H}_2 control (in the case of a state-space model, it is the LQR state-feedback law). In other words, in \mathcal{H}_2 , the anticausal term $\{\Delta K_0\}_-$ is eliminated from the optimal controller. However, in regret-optimal control, the anti-causal term $\{\Delta K_0\}_-$ is approximated with a causal operator L using a Nehari problem. This relation is translated in Theorem 4 to show that the regret-optimal controller is a sum of the \mathcal{H}_2 controller and a controller driven by a *Nehari solution*.

In Theorem 2, the controllers are restricted to be linear. We proceed to show that there is no loss of optimality in considering linear controllers.

Theorem 3 (Optimality of linear controllers). *The linear regret-optimal controller in (14) attains the optimal regret in (7). That is, there is no loss optimality when restricting to optimize over linear policies:*

$$\begin{aligned} & \inf_{\pi \in \Pi^{s.c.}} \sup_{\|w\|_2 \leq 1} \left(\text{cost}_{OP}(\pi; w) - \inf_{\pi' \in \Pi^{n.c.}} \text{cost}_{OP}(\pi'; w) \right) \\ &= \inf_{\text{s.causal } K} \|T_K^* T_K - T_{K_0}^* T_{K_0}\|. \end{aligned} \quad (16)$$

The proof of Theorem 3 may be of independent interest since its derivation relies on studying a non-linear generalization of the Nehari problem in which linear approximations are shown to be optimal. The proofs of Theorems 2 and 3 appear in Section V.

B. The state-space setting

Section III-A dealt with regret-optimal control for general operators. Here we focus on the state-space setting in order to obtain explicit results.

Define $P \succeq 0$ as the unique stabilizing solution to the LQR Riccati equation

$$P = Q + A^* P A - A^* P B_u (R + B_u^* P B_u)^{-1} B_u^* P A, \quad (17)$$

$K_{lqr} = (R + B_u^* P B_u)^{-1} B_u^* P A$ is the LQR controller and $A_K \triangleq A - B_u K_{lqr}$ is the closed-loop system. The following is our main result.

Theorem 4 (Regret-optimal control). *The optimal regret in (1) is*

$$\text{Regret} = \lambda_{\max}(Z\Pi), \quad (18)$$

where Z and Π solve the Lyapunov equations

$$\begin{aligned} Z &= A_K Z A_K^* + B_u (R + B_u^* P B_u)^{-1} B_u^* \\ \Pi &= A_K^* \Pi A_K + P B_w B_w^* P. \end{aligned} \quad (19)$$

A regret-optimal strictly causal controller is given by

$$u_t = \hat{u}_t - K_{lqr} x_t, \quad (20)$$

where K_{lqr} is given in (17), \hat{u}_t is given by

$$\begin{aligned} \xi_{t+1} &= F_\gamma \xi_t + K_\gamma w_t \\ \hat{u}_t &= -(R + B_u^* P B_u)^{-1} B_u^* \Pi \xi_t \end{aligned} \quad (21)$$

with the constants

$$\begin{aligned} K_\gamma &= (I - A_K Z_\gamma A_K^* \Pi)^{-1} A_K Z_\gamma P B_w \\ F_\gamma &= A_K - K_\gamma B_w^* P, \end{aligned} \quad (22)$$

and Z_γ is the solution to the Lyapunov equation

$$Z_\gamma = A_K Z_\gamma A_K^* + \gamma^{-2} B_u (R + B_u^* P B_u)^{-1} B_u^*. \quad (23)$$

with $\gamma^2 = \text{Regret}$.

The explicit regret formula follows from our explicit solution to the Nehari problem in the state-space setup (Theorem 5). The proof of Theorem 4 appears in Section V-D. A computational advantage of regret-optimal control is that the optimal regret can be computed explicitly. This is in contrast to \mathcal{H}_∞ control where indefinite factorizations are needed, and whose solution relies on a bisection method to determine the minimal norm in (11). Also, note that the solution only requires a solution to the standard LQR Riccati equation with two additional Lyapunov equations to obtain Z_γ and Π .

Recall the optimal \mathcal{H}_2 (LQR) controller

$$u_t^{H_2} = -K_{lqr} x_t. \quad (24)$$

The regret-optimal controller is the sum of (24) and an additional state \hat{u}_t driven by the state-space in (21). This implies that, in contrast to \mathcal{H}_2 control, the regret-optimal controller depends on all past disturbances (or states).

Remark 1. *From a practical point of view, the strictly-causal controller in (20) can be implemented as a function of the system states without access to the underlying disturbances. In particular, note that w_t only appears in (21) and*

$$K_\gamma w_t = (I - A_K Z_\gamma A_K^* \Pi)^{-1} A_K Z_\gamma P (x_{t+1} - A x_t - B_u u_t).$$

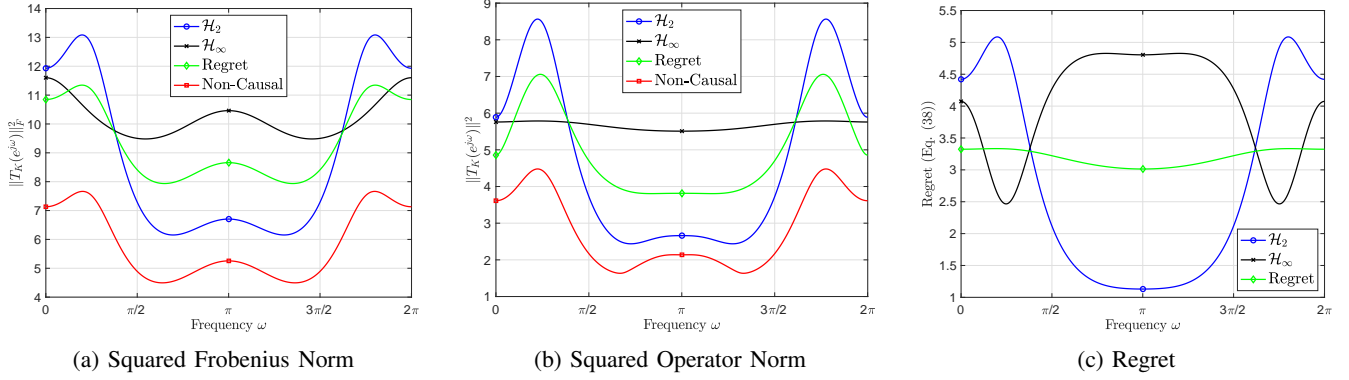


Fig. 1: Performance metrics on $T_K(e^{j\omega})$ for a random system.

IV. NUMERICAL SIMULATIONS

In this section, we present the performance of the regret-optimal, the \mathcal{H}_2 , and the \mathcal{H}_∞ controllers for different systems. We present a frequency domain evaluation so as to compare the controllers across the full range of disturbances. We then show time-domain evaluations with various disturbances.

A. Frequency-domain

The performance of any (linear) controller is governed by the transfer operator T_K in (9). The squared Frobenius norm of T_K , which is what \mathcal{H}_2 controller minimizes, is given by

$$\|T_K\|_F^2 = \frac{1}{2\pi} \int_0^{2\pi} \text{trace}(T_K^*(e^{j\omega})T_K(e^{j\omega})) d\omega, \quad (25)$$

the squared operator norm of T_K , which is what \mathcal{H}_∞ controller minimizes, is given by

$$\|T_K\|^2 = \max_{0 \leq \omega \leq 2\pi} \sigma_{\max}(T_K^*(e^{j\omega})T_K(e^{j\omega})), \quad (26)$$

and the regret-optimal controller minimizes

$$\begin{aligned} & \|T_K^*T_K - T_{K_0}^*T_{K_0}\| \\ &= \max_{0 \leq \omega \leq 2\pi} \sigma_{\max}(T_K^*(e^{j\omega})T_K(e^{j\omega}) - T_{K_0}^*(e^{j\omega})T_{K_0}(e^{j\omega})). \end{aligned} \quad (27)$$

To assess and compare the performance of the different controllers across the range of disturbances, we plot the arguments of the metrics in (25)-(27) as a function of frequency ω . We first consider a random time-invariant linear dynamical system with $n = 6$ and $m = 2$. All matrices, *i.e.*, A, B_u, B_w, Q, R , are randomly generated and A is unstable but (A, B_u) is stabilizable. We construct the optimal non-causal, \mathcal{H}_2 , \mathcal{H}_∞ , and regret-optimal controllers. Fig. 1 describes the performance of the various controllers.

It is evident in Fig. 1(a)-(b) that the non-causal controller outperforms the causal controllers in all metrics. The \mathcal{H}_2 controller attains the minimal Frobenius norm, which is the area under its curve in Fig. 1(a) (it can be also viewed as the minimal expected cost with iid w). However, in doing so, it has relatively large cost for low frequencies and the highest peak. The \mathcal{H}_∞ is a robust controller designed to minimize the operator norm, which is the peak of the per-frequency norm, Fig. 1(b). However, in doing so, it sacrifices the average performance and has a relatively large area under the curve in Fig. 1(a). Regret-optimal controller finds the best of both worlds and lies in between the performance of \mathcal{H}_2 and \mathcal{H}_∞ or below, *i.e.*, stays close to the best average performance of \mathcal{H}_2 and its peak is relatively close to the best peak of \mathcal{H}_∞ .

Recall that the regret-optimal controller aims to stay as close as possible to the non-causal controller across all frequencies by minimizing its largest deviation from the latter. In doing so, it achieves an area under the curve that is close to that of the \mathcal{H}_2 -optimal controller (9.34 vs. 8.85) and it has a peak that improves significantly upon the peak of the \mathcal{H}_2 controller. This demonstrates that the regret-optimal controller interpolates between the robust and the average performance of the \mathcal{H}_2 controller. It is interesting to compare the regret metric across the disturbances in Fig. 1(c). Consistent with our theoretical

TABLE I: Performance of the controllers in different systems. The best performance in each metric is highlighted

	HE1 [19]			AC15 [19]			REA1 [19]		
	$\ T_K\ _F^2$	$\ T_K\ ^2$	Regret	$\ T_K\ _F^2$	$\ T_K\ ^2$	Regret	$\ T_K\ _F^2$	$\ T_K\ ^2$	Regret
Noncausal	0.40×10^0	8.99×10^1	0	7.29×10^3	1.46×10^6	0	5.18×10^1	2.05×10^3	0
Regret-optimal	7.19×10^1	1.61×10^2	7.23×10^1	1.88×10^4	2.28×10^6	9.55×10^5	3.38×10^3	5.30×10^3	3.32×10^3
\mathcal{H}_2	1.09×10^0	3.11×10^2	2.21×10^2	1.61×10^4	2.72×10^6	1.40×10^6	2.62×10^2	1.46×10^4	1.26×10^4
\mathcal{H}_∞	1.31×10^2	1.31×10^2	1.31×10^2	1.41×10^6	2.19×10^6	2.20×10^6	4.40×10^3	4.36×10^3	4.36×10^3

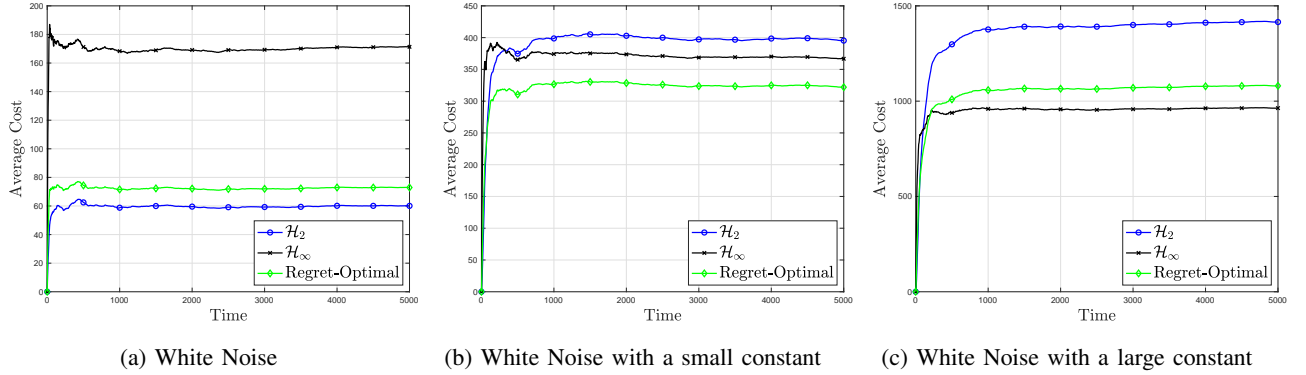


Fig. 2: The control cost of the Boeing 747 example under different disturbances. **(a)** The \mathcal{H}_2 controller outperforms other causal controllers. Note that the regret-optimal controller has a comparable performance with the \mathcal{H}_2 controller. **(b)** In this regime of a small DC component, the regret-optimal controller outperforms all causal controllers. **(c)** In this regime of a larger DC component, \mathcal{H}_∞ controller outperforms all causal controllers. Note that regret-optimal performs noticeably close to \mathcal{H}_∞ .

claim, the regret-optimal control attains the smallest peak in the regret plot. Moreover, it maintains an almost-constant distance from the non-causal controller. This stands in contrast to the \mathcal{H}_2 and \mathcal{H}_∞ controllers that may be closer to the non-causal for some frequencies but suffer high regret in other regimes. This reveals the regret-optimality feature, by minimizing the largest cost deviation from the non-causal controller, it attains a balanced behavior across all input disturbances with respect to the (universal) benchmark.

The behaviour illustrated above is indeed maintained in all studied examples including practical systems. We consider three linear time-invariant models: an aircraft dynamic (AC15), an helicopter model (HE1), and a chemical reactor model (REA1) [19]. These models cover a wide range of applications and have various state and control input dimensions. Further details can be found in [19]. The different norms resulting for each controller are given in Table I. It can be observed that in terms of the Frobenius norm, the regret-optimal controller improves the performance of the \mathcal{H}_∞ controller while improving the performance of the \mathcal{H}_2 in terms of the operator norm.

B. Time-domain evaluation

In this section, we illustrate the performance of the regret-optimal controller in time-domain. We consider the longitudinal flight control of Boeing 747 with dynamics linearized at an altitude of 40000ft with a speed of 774ft/sec, with 1-second discretization. The parameters of the system dynamics are provided in [20]. We select $Q = I$ and $R = I$.

In Fig. 2, we present the cost attained by the different controllers with different noise disturbances. In all experiments, results are averaged over 30 independent trials. In Fig. 2(a), the disturbance is a white Gaussian noise. As expected, the \mathcal{H}_2 controller outperforms all causal controllers. It can be noted that the regret-optimal controller has comparable performance to the \mathcal{H}_2 , and significantly improves the cost of the \mathcal{H}_∞ . Next, we choose the disturbance as a white noise with a constant (i.e., zero-frequency DC signal). In this case, the power ratio between the Gaussian noise govern the performance. In Fig. 2(b), an evaluation with *small* DC component is presented: we extract the eigenvector that corresponds to the largest singular value of $T_K(e^{j\omega} = 1)$ (for \mathcal{H}_2) and add it to a white Gaussian noise. Fig. 2(b) shows that the regret-optimal controller outperforms the \mathcal{H}_2 and \mathcal{H}_∞ controllers. It can be also seen that the \mathcal{H}_2 and the \mathcal{H}_∞ are close in their performance, a gap that will diminish if the DC weight is growing large. In Fig. 2(c), the other scenario is evaluated when the power of the DC component is doubled and governs the white noise. In this scenario, the robust \mathcal{H}_∞ controller outperforms the other controllers whereas \mathcal{H}_2 performs poorly. However, the regret-optimal controller performs close to \mathcal{H}_∞ controller which demonstrates the best of both worlds behavior of the regret-optimal controller.

V. PROOFS

In this section, we present: a reduction of the regret to a Nehari problem (Th. 2), our solution to the general Nehari problem (Sec. V-C), and a proof of Theorem 4 along with the required technical lemmas (Sec. V-D).

A. Regret as a Nehari problem (Proof of Theorem 2)

Recall that we focus here on linear controllers, consider

$$\inf_{\text{s. causal } K} \sup_{\|w\|_2 \leq 1} (w^* T_K^* T_K w - w^* T_{K_0}^* T_{K_0} w)$$

$$\begin{aligned}
&= \inf_{\text{s. causal } K} \|T_K^* T_K - T_{K_0}^* T_{K_0}\| \\
&\stackrel{(a)}{=} \inf_{\text{s. causal } K} \|(K - K_0)^*(I + F^*F)(K - K_0)\| \\
&\stackrel{(b)}{=} \inf_{\text{s. causal } K} \|\Delta K - \Delta K_0\|^2 \\
&\stackrel{(c)}{=} \inf_{\text{s. causal } L} \|L - \{\Delta K_0\}_-\|^2, \tag{28}
\end{aligned}$$

where (a) follows from (10), (b) follows from the canonical factorization $I + F^*F = \Delta^* \Delta$ with causal Δ and Δ^{-1} is causal and bounded by the positive definiteness of $I + F^*F$. Step (c) follows from $\Delta K_0 = \{\Delta K_0\}_+ + \{\Delta K_0\}_-$, and the fact that, for any strictly causal L , one can recover a strictly causal K by setting $K = \Delta^{-1}L + \{\Delta K_0\}_+$.

B. Optimality of linear controllers (Theorem 3)

In this section, we prove Theorem 3. The proof is based on showing that there exists no nonlinear controller that can achieve a regret better than the optimal linear controller.

Proof of Theorem 3. Recall the regret problem in (7)

$$\min_{\pi \in \Pi^{\text{s.c.}}} \max_{w \in \ell_2} \frac{\text{cost}_{OP}(\pi_c; w) - \text{cost}_{OP}(K_0; w)}{\|w\|_2^2}, \tag{29}$$

where K_0 is the non-causal policy in Theorem 1, $\Pi^{\text{s.c.}}$ is the set of (possibly nonlinear) strictly-causal policies $\pi : \ell_2 \rightarrow \ell_2$ that can be represented as $v_i = \pi_i(w_{i-1}, \dots), \forall i$. Similar to (10), a completion-of-squares for the numerator of (29) gives that (29) can be written as

$$\min_{\pi \in \Pi^{\text{s.c.}}} \max_{w \in \ell_2} \frac{\|\Delta v - \Delta K_0 w\|^2}{\|w\|_2^2}. \tag{30}$$

The fact that Δ is causal and causally invertible implies that $v' = \Delta v$ is a causal mapping of w . Thus, (30) equals

$$\min_{\pi \in \Pi_c} \max_{w \in \ell_2} \frac{\|v' - \Delta K_0 w\|^2}{\|w\|_2^2} = \gamma_{\text{opt}}^2. \tag{31}$$

It is not clear how to directly solve (31) since π_c is non-linear. Let us therefore focus on a suboptimal problem where, for a fixed γ , we ask whether there exists a policy π such that

$$\max_{w \in \ell_2} \frac{\|v' - \Delta K_0 w\|^2}{\|w\|^2} \leq \gamma^2. \tag{32}$$

The smallest value of γ for which (32) holds is the regret. Defining the non-causal operator $S = -\Delta K_0$, note further that (32) is equivalent to

$$\|v' + Sw\|^2 \leq \gamma^2 \|w\|^2, \quad \forall w \in \ell_2. \tag{33}$$

This optimization can be thought of as a generalized Nehari problem where the causal linear operator in Problem 2 is replaced with a non-linear causal policy.

To see the effect of the causality constraint on v it will be useful to introduce a partitioning of the infinite sequences and operators into "past" and "current and future" components. Thus, partition the sequences v and w as $v = \begin{bmatrix} v_- \\ v_+ \end{bmatrix}$ and $w = \begin{bmatrix} w_- \\ w_+ \end{bmatrix}$ where the semi-infinite sequences $v_- = \{\dots, v_{-2}, v_{-1}\}$ and $w_- = \{\dots, w_{-2}, w_{-1}\}$ represent the past and the semi-infinite sequences $v_+ = \{v_0, v_1, \dots\}$ and $w_+ = \{w_0, w_1, \dots\}$ represent the current and future. This partitioning induces the following partitioning on S

$$S = \begin{bmatrix} S_- & S_A \\ S_H & S_+ \end{bmatrix}. \tag{34}$$

The semi-infinite operators S_- and S_+ map the past to past and current and future to current and future, respectively, and are called *Toeplitz* operators. The semi-infinite operators S_H and S_A map the past to current and future and current and future to past, respectively, and are called *Hankel* operators. The operator S is non-causal and, therefore, the Hankel operator S_A is non-zero.

With this partitioning, (33) can be rewritten as

$$\left\| \begin{bmatrix} v'_- + S_- w_- + S_A w_+ \\ v'_+ + S_H w_- + S_+ w_+ \end{bmatrix} \right\|^2 \leq \gamma^2 \left\| \begin{bmatrix} w_- \\ w_+ \end{bmatrix} \right\|^2, \quad \forall w \in \ell_2.$$

Let us now focus on a causal disturbance w , i.e., $w_- = 0$. Since the policy π_c is causal, this implies that $v_- = 0$ (since the control cannot react to future disturbances). Therefore the above inequality specializes to

$$\left\| \begin{bmatrix} S_A w_+ \\ v'_+ + S_+ w_+ \end{bmatrix} \right\|^2 \leq \gamma^2 \left\| \begin{bmatrix} 0 \\ w_+ \end{bmatrix} \right\|^2, \quad \forall w_+ \in \ell_{2,+}.$$

In other words, $\|v'_+ + S_+ w_+\|^2 \leq w_+^* (\gamma^2 I - S_A^* S_A) w_+$, $\forall w_+ \in \ell_{2,+}$. For this inequality to hold true, at the very least the RHS must be non-negative for all $w_+ \in \ell_{2,+}$. But this means that $\gamma^2 I - S_A^* S_A \succeq 0$, or equivalently, that $\gamma^2 \geq \sigma_{\max}^2(S_A)$. In other words, the optimal regret of any nonlinear causal policy cannot be better than the squared maximal singular value of the Hankel operator S_A . But this is *precisely* the regret achieved by the optimal linear controller using the solution to the Nehari problem in (28). Thus, in terms of minimizing regret, nonlinear policies offer no advantage over linear ones. \square

C. The Nehari problem: a general solution

The following theorem summarizes our solution to the Nehari problem in the general case.

Theorem 5 (The Nehari problem). *Consider the Nehari problem with $T(z) = H(z^{-1}I - F)^{-1}G$ in a minimal form and stable F . Then, the optimal norm is given by*

$$\min_{\text{causal, bounded } L(z)} \|L(z) - T(z)\|^2 = \lambda_{\max}(Z\Pi), \quad (35)$$

where Z and Π are the unique solutions to the Lyapunov equations

$$\begin{aligned} Z &= F^* Z F + H^* H \\ \Pi &= F \Pi F^* + G G^*. \end{aligned} \quad (36)$$

Moreover, an optimal solution to (35) is given by

$$L(z) = H \Pi (I + F_\gamma (zI - F_\gamma)^{-1}) K_\gamma, \quad (37)$$

with

$$\begin{aligned} K_\gamma &= (I - F^* Z_\gamma F \Pi)^{-1} F^* Z_\gamma G \\ F_\gamma &= F^* - K_\gamma G^*, \end{aligned} \quad (38)$$

and Z_γ is the solution to the Lyapunov equation

$$Z_\gamma = F^* Z_\gamma F + \gamma^{-2} H^* H. \quad (39)$$

with $\gamma^2 = \lambda_{\max}(Z\Pi)$.

Explicit solutions to the *state-space Nehari problem* are known, e.g., [21] [22] but, to the best of our knowledge, the explicit solution in Theorem 5 is new and may be of independent interest. The derivation is based on the centralized solution obtained from a parameterization of all solutions to the Nehari problem [18]. The proof appears in Appendix C.

There is a slight difference between the Nehari problem in Theorem 5 and the one we aim to solve in Theorem 2. In Theorem 5, we approximate a *strictly* anticausal operator $T(z)$, but Theorem 2 includes an anticausal operator. The required adaptation follows naturally in the z -domain,

$$\begin{aligned} \text{Regret} &= \min_{\text{s.causal } L(z)} \|L(z) - T(z)\|^2 \\ &= \min_{\text{s.causal } L(z)} \|zL(z) - zT(z)\|^2 \\ &\stackrel{(a)}{=} \min_{\text{causal } L'(z)} \|L'(z) - zT(z)\|^2, \end{aligned} \quad (40)$$

where (a) is due to the invertible substitution $L'(z) = zL(z)$, and note that $zT(z)$ is anticausal. Thus, we can solve a Nehari problem with $zT(z)$ to obtain $L'(z)$, and recover $L(z)$ with $L(z) = z^{-1}L'(z)$. Next, we present the solution to our Nehari problem. We apply this idea to the anticausal part of $\Delta(z)K_0(z)$ denoted by $T(z)$ (given explicitly below).

Lemma 1. *The optimal solution to the Nehari problem with the anticausal transfer function $T(z)$ (given in (44)) is*

$$L(z) = -(R + B_u^* P B_u)^{-*/2} B_u^* \Pi (zI - F_\gamma)^{-1} K_\gamma \quad (41)$$

where

$$\begin{aligned} K_\gamma &= (I - A_K Z_\gamma A_K^* \Pi)^{-1} A_K Z_\gamma A_K^* P B_w \\ F_\gamma &= A_K - K_\gamma B_w^* P A_K, \end{aligned} \quad (42)$$

Π is given in (19) and Z_γ is given in (23).

D. The regret-optimal control problem (Theorem 4)

By Theorem 2, we need explicit expressions for the factorization $\Delta^*(z^{-*})\Delta(z) = I + F^*(z^{-*})F(z)$ and the decomposition of $\Delta(z)K_0(z)$ into its strictly-causal and anticausal transfer functions. These results are presented next as lemmas, and their proofs appear in Appendix D.

Lemma 2. *For the state-space setting, the transfer functions of the operators F and G in (5) are given by*

$$F(z) = Q^{1/2}(zI - A)^{-1}B_u R^{-1/2}, \quad G(z) = Q^{1/2}(zI - A)^{-1}B_w$$

with $R = R^{*/2}R^{1/2}$ and $Q = Q^{*/2}Q^{1/2}$.

The canonical spectral factorization is presented next.

Lemma 3 (Spectral factorization). *The transfer function $I + F^*(z^{-*})F(z)$ can be factored as $\Delta^*(z^{-*})\Delta(z)$, where*

$$\Delta(z) = (R + B_u^*PB_u)^{1/2}(I + K_{\text{lqr}}(zI - A)^{-1}B_u)R^{-1/2} \quad (43)$$

P is the unique stabilizing solution to the Riccati equation

$$Q - P + A^*PA - A^*PB_u(R + B_u^*PB_u)^{-1}B_u^*PA = 0,$$

and $K_{\text{lqr}} = (R + B_u^*PB_u)^{-1}B_u^*PA$. Furthermore, $\Delta^{-1}(z)$ is casual and bounded on the unit circle.

The following lemma provides the decomposition of the transfer function $\Delta(z)K_0(z)$.

Lemma 4 (Decomposition). *The transfer function $\Delta(z)K_0(z) = -\Delta^{-*}(z^{-*})F^*(z^{-*})G(z)$ can be written as a sum of anticausal and strictly causal transfer functions*

$$\begin{aligned} T(z) &= -(R + B_u^*PB_u)^{-*/2}B_u^*(I + (z^{-1}I - A_K^*)^{-1}A_K^*)PB_w \\ S(z) &= -(R + B_u^*PB_u)^{-*/2}B_u^*PA(zI - A)^{-1}B_w, \end{aligned} \quad (44)$$

Recall that Lemma 1 (Sec. III) provides the solution to the Nehari problem for our problem.

Proof of Lemma 1. We apply Theorem 5 with

$$zT(z) = -(R + B_u^*PB_u)^{-*/2}B_u^*(z^{-1}I - A_K^*)^{-1}PB_w \quad (45)$$

from Lemma 4 to obtain

$$L'(z) = -(R + B_u^*PB_u)^{-*/2}B_u^*\Pi(I + F_\gamma(zI - F_\gamma)^{-1})K_\gamma.$$

Note that $zT(z)$ is bounded on the unit circle since (A, B_u) is stabilizable so that the singular values of A_K are strictly smaller than 1. Finally, we compute $L(z) = z^{-1}L'(z)$. \square

Using Lemmas 3-4, we can prove our main results.

Proof of Theorem 4. To compute Regret, we apply Theorem 5 with $zT(z)$ in (45). Recall that the optimal controller in (14) is $K(z) = \Delta^{-1}(z)(L(z) + S(z))$. By Lemma 3, we have

$$\Delta^{-1}(z) = R^{1/2}(I - K_{\text{lqr}}(zI - A_K)^{-1}B_u)(R + B_u^*PB_u)^{-1/2}.$$

The proof follows by computing the products in $K(z)$ and showing that one of the hidden states of the controller is equal to the state x_t . An extended proof is given in Appendix D. \square

VI. CONCLUSIONS

A novel controller is derived based on a regret criterion when compared to a clairvoyant controller with non-causal access to the entire disturbance sequence. The main difference from the classical \mathcal{H}_∞ is its robustness against a clairvoyant controller rather than the classical robustness without a reference controller. The implementation of the regret-optimal controller is simple and is published in a public Git repository [23]. As illustrated in the numerical examples, the regret is a viable criterion and its potential should be assessed for other control systems. In two subsequent works, regret-based systems design has been utilized for filtering in [24] and the finite-horizon control problem studied in this paper [25].

REFERENCES

- [1] O. Sabag, G. Goel, S. Lale, and B. Hassibi, "Regret-optimal controller for the full-information problem," in *2021 American Control Conference (ACC)*, 2021, pp. 4777–4782, available at <https://arxiv.org/pdf/2105.01244>.
- [2] J. C. Doyle, K. Glover, P. P. Khargonekar, and B. A. Francis, "State-space solutions to standard H_2 and H_∞ control problems," *IEEE Transactions on Automatic Control*, vol. 34, no. 8, pp. 831–847, 1989.
- [3] G. Zames, "Feedback and optimal sensitivity: Model reference transformations, multiplicative seminorms, and approximate inverses," *IEEE Transactions on automatic control*, vol. 26, no. 2, pp. 301–320, 1981.
- [4] M. Dahleh and J. Pearson, " ℓ^1 -optimal feedback controllers for MIMO discrete-time systems," *IEEE Transactions on Automatic Control*, vol. 32, no. 4, pp. 314–322, 1987.
- [5] J. Doyle, "Guaranteed margins for lqg regulators," *IEEE Transactions on Automatic Control*, vol. 23, no. 4, pp. 756–757, 1978.
- [6] Y. Abbasi-Yadkori and C. Szepesvári, "Regret bounds for the adaptive control of linear quadratic systems," in *Proceedings of the 24th Annual Conference on Learning Theory*, 2011, pp. 1–26.
- [7] N. Agarwal, B. Bullins, E. Hazan, S. Kakade, and K. Singh, "Online control with adversarial disturbances," in *International Conference on Machine Learning*. PMLR, 2019, pp. 111–119.
- [8] D. Foster and M. Simchowitz, "Logarithmic regret for adversarial online control," in *Proceedings of the 37th International Conference on Machine Learning*, vol. 119, 2020, pp. 3211–3221.
- [9] A. Cohen, T. Koren, and Y. Mansour, "Learning linear-quadratic regulators efficiently with only \sqrt{T} regret," in *Proceedings of the 36th International Conference on Machine Learning*, 2019.
- [10] S. Lale, K. Aizzadenesheli, B. Hassibi, and A. Anandkumar, "Explore more and improve regret in linear quadratic regulators," *arXiv*, 2020.
- [11] S. Dean, H. Mania, N. Matni, B. Recht, and S. Tu, "Regret bounds for robust adaptive control of the linear quadratic regulator," in *Advances in Neural Information Processing Systems*, 2018, pp. 4188–4197.
- [12] S. Lale, K. Aizzadenesheli, B. Hassibi, and A. Anandkumar, "Logarithmic regret bound in partially observable linear dynamical systems," *Advances in Neural Information Processing Systems*, 2020.
- [13] N. Agarwal, E. Hazan, and K. Singh, "Logarithmic regret for online control," in *Advances in Neural Information Processing Systems*, 2019.
- [14] Y. Li, X. Chen, and N. Li, "Online optimal control with linear dynamics and predictions: Algorithms and regret analysis," in *Advances in Neural Information Processing Systems*, 2019, pp. 14 858–14 870.
- [15] E. Hazan, S. M. Kakade, and K. Singh, "The nonstochastic control problem," *arXiv preprint arXiv:1911.12178*, 2019.
- [16] G. Goel and B. Hassibi, "The power of linear controllers in lqr control," *arXiv preprint arXiv:2002.02574*, 2020.
- [17] Z. Nehari, "On bounded bilinear forms," *Annals of Mathematics*, pp. 153–162, 1957.
- [18] B. Hassibi, A. H. Sayed, and T. Kailath, *Indefinite-Quadratic estimation and control: A unified approach to H_2 and H_∞ theories*. SIAM, 1999.
- [19] F. Leibfritz and W. Lipinski, "Description of the benchmark examples in compleib 1.0," *Dept. Math., Univ. Trier, Germany*, vol. 32, 2003.
- [20] S. Boyd and L. Vandenberghe, *Introduction to applied linear algebra: vectors, matrices, and least squares*. Cambridge university press, 2018.
- [21] J. A. Ball, I. Gohberg, and L. Rodman, "Nehari interpolation problem," *Interpolation of Rational Matrix Functions*, pp. 434–456, 1990.
- [22] K. Zhou, J. C. Doyle, and K. Glover, *Robust and Optimal Control*. USA: Prentice-Hall, Inc., 1996.
- [23] O. Sabag, G. Goel, S. Lale, and B. Hassibi, "Implementation of the regret-optimal controller," Oct. 2020, <https://github.com/oronsabag/OptimalRegretControl>.
- [24] O. Sabag and B. Hassibi, "Regret-optimal filtering," in *Proceedings of The 24th International Conference on Artificial Intelligence and Statistics*, PMLR 130:2629–2637, 2021.
- [25] G. Goel and B. Hassibi, "Regret-optimal control in dynamic environments," *arXiv preprint*, 2020.

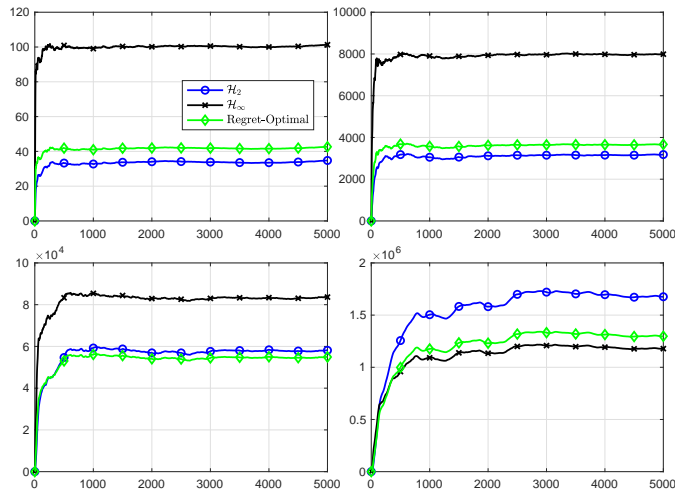


Fig. 3: The control cost of the Boeing 747 example under an autoregressive noise parameterized with (a) $\beta=0.1$, (b) $\beta=0.5$, (c) $\beta=0.9$, (d) $\beta=0.99$. For small β , \mathcal{H}_2 outperforms other strategies and for large β , e.g. $\beta=0.9$, regret-optimal control achieves the best performance. In the extreme case of β close to 1, \mathcal{H}_∞ attains the superior performance.

APPENDIX A THE NON-CAUSAL CONTROLLER (THEOREM 1)

The derivation of the non-causal controller is shown next.

Proof of Theorem 1. For any w , the non-causal sequence of control actions v is the solution of

$$\min_v \|Fv + Gw\|_2^2 + \|v\|_2^2.$$

By a standard completion of the square, the objective can be written as

$$\begin{aligned} \|Fv + Gw\|_2^2 + \|v\|_2^2 = & (v + (I + F^*F)^{-1}F^*Gw)^*(I + F^*F)(v + (I + F^*F)^{-1}F^*Gw) \\ & + w^*G^*(I + FF^*)^{-1}Gw, \end{aligned} \quad (46)$$

where $(I + F^*F)$ is invertible since it is a positive-definite operator and we also use $I - F(I + F^*F)^{-1}F^* = (I + FF^*)^{-1}$. Note that v is not assumed *a priori* to be a linear function of w . Since the first term of (46) is non-negative, and the second term is independent of v , it is clear that the linear mapping $v = K_0w$ with $K_0 = -(I + F^*F)^{-1}F^*G$ minimizes the cost. \square

APPENDIX B ADDITIONAL NUMERICAL SIMULATIONS

We evaluate the Boeing 747 system with an integrator (i.e., an auto-regressive Gaussian process) disturbance:

$$w_t = n_t + \beta w_{t-1}, \quad n_t \stackrel{\text{i.i.d.}}{\sim} \mathcal{N}(0, I).$$

The AR noise is parameterized with scalar β that governs its spectral behavior. Similar to prior time-domain experiments, we run 30 independent trials and present the mean average cost as a function of time for different values of β in Fig. 3. For low β , the \mathcal{H}_2 controller attains the best performance. This is since the AR noise spectrum *tends to* a white noise, but still it can be seen that the regret-optimal controller attains a control cost which is very close to the performance of the \mathcal{H}_2 controller. The other extreme, when β is close to 1, implies that the \mathcal{H}_∞ controller outperforms the other controllers. Also here, the cost attained by the regret-optimal controller is close to the performance of the best controller. We also present the mid region where it can be seen that regret-optimal controller attains the best control cost among the other controllers. Overall, our time-domain evaluation shows that the regret-optimal controller either attains the best performance among the evaluated controllers or attains a performance which is relatively close to the lower cost that can be attained among these controllers. We thus say that regret-optimal controller attains the best of both worlds since it nicely interpolates between the \mathcal{H}_2 and the \mathcal{H}_∞ controllers.

APPENDIX C
SOLUTION TO THE GENERAL NEHARI PROBLEM

Proof of Theorem 5. By Theorem 12.8.2 in [18], the optimal value of a Nehari problem is the maximal singular value of the Hankel operator of $T(z) = H(zI - F^*)^{-1}G$. The maximal singular value of the squared Hankel operator can be computed as the maximal eigenvalue of the product ΠZ , where $Z \succeq 0$ and $\Pi \succeq 0$ are the controllability and observability Gramians, respectively. The Grammians can be computed as the solutions to the Lyapunov equations

$$\begin{aligned}\Pi &= F\Pi F^* + GG^* \\ Z &= F^*ZF + H^*H.\end{aligned}\tag{47}$$

The second part of Theorem 5 is the characterization of a solution that achieves a norm γ . The optimal solution will be derived as the *central solution* of a more general solution that appears in [18]. In particular, we will utilize Lemma 12.8.1 and Lemma 12.8.2 in [18] as the starting point to simplify the central solution. Throughout the derivations, we use their notation and relate these to our notation at the proof's end.

The factorization

$$\begin{pmatrix} L_{11}(z) & L_{12}(z) \\ L_{21}(z) & L_{22}(z) \end{pmatrix} = R_e^{1/2} + \begin{pmatrix} -G^* \\ H\Pi F^* \end{pmatrix} (zI - F^*)^{-1} K_p R_e^{1/2},\tag{48}$$

appears in the proof of Lemma 12.8.1, where the constants

$$\begin{aligned}K_p R_e^{1/2} &= \begin{pmatrix} -F^*PG & H^* + F^*P(I + GG^*P)^{-1}F\Pi H^* \\ (I + G^*PG)^{-*/2} & 0 \\ 0 & \Delta^{-*/2} \end{pmatrix} \\ &= \begin{pmatrix} -F^*PG(I + G^*PG)^{-*/2} & \phi \end{pmatrix} \\ R_e^{1/2} &= \begin{pmatrix} (I + G^*PG)^{1/2} & 0 \\ -H\Pi F^*PG(I + G^*PG)^{-*/2} & \Delta^{1/2} \end{pmatrix}\end{aligned}$$

are taken from [18, Eq. 12.8.26], Δ is defined as

$$\Delta = \gamma^2 I - H\Pi H^* - H\Pi F^*(P^{-1} + GG^*)^{-1}F\Pi H^*,\tag{49}$$

and P is a solution to the Riccati equation $P = F^*PF - K_p R_e K_p^*$.

We now simplify the relevant coordinates in the second term of (48) for the central solution $-L_{21}(z)L_{11}^{-1}(z)$

$$\begin{aligned}&\begin{pmatrix} -G^* \\ H\Pi F^* \end{pmatrix} (zI - F^*)^{-1} K_p R_e^{1/2} \\ &= \begin{pmatrix} G^*(zI - F^*)^{-1}F^*PG(I + G^*PG)^{-*/2} & \phi \\ -H\Pi F^*(zI - F^*)^{-1}F^*PG(I + G^*PG)^{-*/2} & \phi \end{pmatrix},\end{aligned}$$

so that $L_{11}(z)$ and $L_{21}(z)$ can be explicitly expressed as

$$\begin{aligned}L_{11}(z) &= [I + G^*(zI - F^*)^{-1}K_\gamma](I + G^*PG)^{1/2} \\ L_{21}(z) &= -H\Pi F^*PG(I + G^*PG)^{-*/2} \\ &\quad - H\Pi F^*(zI - F^*)^{-1}F^*PG(I + G^*PG)^{-*/2} \\ &= -H\Pi(I + F^*(zI - F^*)^{-1}F^*)F^*PG(I + G^*PG)^{-*/2},\end{aligned}$$

where we denoted $K_\gamma \triangleq F^*PG(I + G^*PG)^{-1}$ (the subscript γ is due to P that implicitly depends on γ).

The central solution can be explicitly written as

$$\begin{aligned}&-L_{21}(z)L_{11}^{-1}(z) \\ &= H\Pi(I + F^*(zI - F^*)^{-1})K_\gamma(I + G^*(zI - F^*)^{-1}K_\gamma)^{-1} \\ &= H\Pi(I + F^*(zI - F^*)^{-1})(I + K_\gamma G^*(zI - F^*)^{-1})^{-1}K_\gamma \\ &= H\Pi z(zI - F^*)^{-1}(I + K_\gamma G^*(zI - F^*)^{-1})^{-1}K_\gamma \\ &\stackrel{(a)}{=} H\Pi z(zI - F_\gamma)^{-1}K_\gamma \\ &= H\Pi(I + F_\gamma(zI - F_\gamma)^{-1})K_\gamma,\end{aligned}\tag{50}$$

where (a) follows from $F_\gamma \triangleq F^* - K_\gamma G^*$.

Finally, let Z_γ be the unique solution to the Lyapunov equation

$$Z_\gamma = F^*Z_\gamma F + \gamma^{-2}H^*H.$$

Then, by Lemma 12.8.2, the solution to the Riccati equation above is given $P = (I - Z_\gamma \Pi)^{-1} Z_\gamma$. This solution is utilized to simplify K_γ as

$$\begin{aligned} K_\gamma &= F^*(I - Z_\gamma \Pi)^{-1} Z_\gamma G (I + G^*(I - Z_\gamma \Pi)^{-1} Z_\gamma G)^{-1} \\ &= F^*(I - Z_\gamma \Pi + Z_\gamma G G^*)^{-1} Z_\gamma G \\ &\stackrel{(a)}{=} F^*(I - Z_\gamma F \Pi F^*)^{-1} Z_\gamma G, \end{aligned} \quad (51)$$

where (a) follows from $\Pi = F \Pi F^* + G G^*$.

To conclude the proof with our notation, we denote $L(z)$ in Theorem 5 as the central solution $-L_{21}(z)L_{11}^{-1}(z)$ in (50). \square

APPENDIX D

PROOFS OF TECHNICAL LEMMAS 2 – 4 AND EXTENDED PROOF OF THEOREM 4

Proof of Lemma 2. The linear operator $\mathcal{T}_F : \mathbf{v} \rightarrow \mathbf{s}$ can be represented as the state-space model

$$\begin{aligned} x_{t+1} &= A x_t + B_u R^{-1/2} v_t \\ s_t &= Q^{1/2} x_t. \end{aligned} \quad (52)$$

By taking the z -transform, we obtain:

$$\begin{aligned} zX(z) &= AX(z) + B_u R^{-1/2} V(z) \\ S(z) &= Q^{1/2} X(z), \end{aligned} \quad (53)$$

so that $F(z) = Q^{1/2}(zI - A)^{-1} B_u R^{-1/2}$. The transfer function $G(z) = Q^{1/2}(zI - A)^{-1} B_w$ can be obtained similarly from the state-space model

$$\begin{aligned} x_{t+1} &= A x_t + B_w w_t \\ s_t &= Q^{1/2} x_t. \end{aligned}$$

\square

Proof of Lemma 3. By Lemma 2, we have

$$\begin{aligned} I + F^*(z^{-*})F(z) \\ = I + R^{-*/2} B_u^*(z^{-1}I - A^*)^{-1} Q (zI - A)^{-1} B_u R^{-1/2}. \end{aligned} \quad (54)$$

For ease of derivation, we will factor the term $R^{*/2}(I + F^*(z^{-*})F(z))R^{1/2}$ as $\tilde{\Delta}^*(z^{-*})\tilde{\Delta}(z)$, and then the required factorization can be recovered as $\Delta(z) = \tilde{\Delta}(z)R^{-1/2}$.

First, we write $R^{*/2}(I + F^*(z^{-*})F(z))R^{1/2}$ in the matrix form as

$$\begin{aligned} & \begin{pmatrix} B_u^*(z^{-1}I - A^*)^{-1} & I \end{pmatrix} \begin{pmatrix} Q & 0 \\ 0 & R \end{pmatrix} \begin{pmatrix} (zI - A)^{-1} B_u \\ I \end{pmatrix} \\ &= \begin{pmatrix} B_u^*(z^{-1}I - A^*)^{-1} & I \end{pmatrix} \begin{pmatrix} Q - P + A^* P A & A^* P B_u \\ B_u^* P A & R + B_u^* P B_u \end{pmatrix} \\ & \cdot \begin{pmatrix} (zI - A)^{-1} B_u \\ I \end{pmatrix}, \end{aligned} \quad (55)$$

where the equality can be verified directly and holds for any Hermitian matrix P .

The middle matrix in (55) can be factored as

$$\begin{pmatrix} I & \Psi^*(P) \\ 0 & I \end{pmatrix} \begin{pmatrix} \Gamma(P) & 0 \\ 0 & R + B_u^* P B_u \end{pmatrix} \begin{pmatrix} I & 0 \\ \Psi(P) & I \end{pmatrix},$$

where

$$\Gamma(P) \triangleq Q - P + A^* P A - A^* P B_u (R + B_u^* P B_u)^{-1} B_u^* P A$$

and

$$\Psi(P) \triangleq (R + B_u^* P B_u)^{-1} B_u^* P A.$$

Since (A, B_u) is a stabilizable pair; then the Riccati equation $\Gamma(P) = 0$ has a unique Hermitian solution. Suppose P is chosen to be this solution and define $K_{\text{lqr}} = \Psi(P)$. Finally, by defining

$$\tilde{\Delta}(z) = (R + B_u^* P B_u)^{1/2} (I + K_{\text{lqr}}(zI - A)^{-1} B_u),$$

we obtain the desired factorization

$$R^{*/2}(I + F^*(z^{-*})F(z))R^{1/2} = \tilde{\Delta}^*(z^{-*})\tilde{\Delta}(z).$$

Recall that $\Delta(z) = \tilde{\Delta}(z)R^{-1/2}$, so

$$\Delta(z) = (R + B_u^*PB_u)^{1/2}(I + K_{lqr}(zI - A)^{-1}B_u)R^{-1/2}.$$

Finally, it remains to check that this choice of $\Delta(z)$ is causal, and its inverse is causal and bounded on the unit circle.

To see that the inverse is bounded, by the Matrix Inversion Lemma, the poles are at the eigenvalues of the matrix $A - B_u K_{lqr}$. It is a stable since P was chosen to be the unique Hermitian solution to the Riccati equation, and hence its spectral radius is less than 1, which due to the causality of $\Delta^{-1}(z)$ guarantees the boundedness of $\Delta^{-1}(z)$ on the unit circle. \square

Proof of Lemma 4. Recall that we decompose the product $\Delta(z)K_0(z) = -\Delta^{-*}(z^{-*})F^*(z^{-*})G(z)$ with

$$\begin{aligned} \Delta^{-*}(z^{-*}) &= (R + B_u^*PB_u)^{-*/2} \\ &\quad \cdot (I + B_u^*(z^{-1}I - A^*)^{-1}K_{lqr}^*)^{-1}R^{*/2} \\ F^*(z^{-*}) &= R^{-*/2}B_u^*(z^{-1}I - A^*)^{-1}Q^{*/2} \\ G(z) &= Q^{1/2}(zI - A)^{-1}B_w. \end{aligned} \tag{56}$$

First, consider the $\Delta^{-*}(z^{-*})F^*(z^{-*})$ (omitting constants on the sides)

$$\begin{aligned} &(I + B_u^*(z^{-1}I - A^*)^{-1}K_{lqr}^*)^{-1}B_u^*(z^{-1}I - A^*)^{-1} \\ &= B_u^*(I + (z^{-1}I - A^*)^{-1}K_{lqr}^*B_u^*)^{-1}(z^{-1}I - A^*)^{-1} \\ &= B_u^*(z^{-1}I - A^* + K_{lqr}^*B_u^*)^{-1} \\ &= B_u^*(z^{-1}I - A_K^*)^{-1} \end{aligned} \tag{57}$$

We now multiply $G(z)$ with (57) and apply a decomposition as appear in [18, Lemma 12.3.3],

$$\begin{aligned} &-\Delta^{-*}(z^{-*})F^*(z^{-*})G(z) \\ &= -(R + B_u^*PB_u)^{-*/2}B_u^* \\ &\quad \cdot (z^{-1}I - A_K^*)^{-1}Q(zI - A)^{-1}B_w \\ &= -(R + B_u^*PB_u)^{-*/2}B_u^* \\ &\quad \cdot [(z^{-1}I - A_K^*)^{-1}A_K^*W + WA(zI - A)^{-1} + W]B_w, \end{aligned} \tag{58}$$

where W solves $Q - W + A_K^*WA = 0$. Finally, note that $W = P$ solves the Lyapunov equation. We now identify the strictly causal part of (58) as $S(z)$ and the remaining terms as $T(z)$. \square

Extended proof of Theorem 4. To compute Regret, we apply Theorem 5 with $zT(z)$ in (45). Recall that the optimal controller in (14) is $K(z) = \Delta^{-1}(z)(L(z) + S(z))$. By Lemmas 1, 3, and 4, we have

$$\begin{aligned} L(z) &= -(R + B_u^*PB_u)^{-*/2}B_u^*\Pi(zI - F_\gamma)^{-1}K_\gamma \\ \Delta^{-1}(z) &= R^{1/2}(I - K_{lqr}(zI - A_K)^{-1}B_u)(R + B_u^*PB_u)^{-1/2}, \end{aligned}$$

and $S(z)$, respectively. The proof follows by computing the products in $K(z)$ and showing that one of the hidden states of the controller is equal to the system state x_t . Each of the products can be simplified as follows

$$\begin{aligned} \Delta^{-1}(z)S(z) &= -R^{1/2}K_{lqr}(zI - A_K)^{-1}B_w \\ \Delta^{-1}(z)L(z) &= -R^{1/2}(I - K_{lqr}(zI - A_K)^{-1}B_u) \\ &\quad \cdot (R + B_u^*PB_u)^{-1}B_u^*\Pi(zI - F_\gamma)^{-1}K_\gamma, \end{aligned}$$

and can be organized as

$$K(z) = H(zI - F)^{-1}G, \tag{59}$$

with

$$\begin{aligned} H &= -R^{1/2}((R + B_u^*PB_u)^{-1}B_u^*\Pi F_\gamma \quad K_{lqr}) \\ F &= \begin{pmatrix} F_\gamma & 0 \\ -B_u(R + B_u^*PB_u)^{-1}B_u^*\Pi & A_K \end{pmatrix} \\ G &= \begin{pmatrix} K_\gamma \\ B_w - B_u(R + B_u^*PB_u)^{-1}B_u^*(PB_w + \Pi K_\gamma) \end{pmatrix}. \end{aligned} \tag{60}$$

We proceed to show that one of the hidden states of the controller is the system state x_t . Let ξ^1, ξ^2 be the hidden states of the controller in (59). Then, the controller can be written as

$$\begin{aligned} \begin{pmatrix} \xi_{t+1}^1 \\ \xi_{t+1}^2 \end{pmatrix} &= F \begin{pmatrix} \xi_t^1 \\ \xi_t^2 \end{pmatrix} + Gw_t \\ R^{1/2}u_t &= H \begin{pmatrix} \xi_{t+1}^1 \\ \xi_{t+1}^2 \end{pmatrix} \end{aligned} \quad (61)$$

The control signal can be explicitly written as

$$u_t = -(R + B_u^*PB_u)^{-1}B_u^*\Pi F_\gamma \xi_t^1 - K_{\text{lqr}}\xi_t^2. \quad (62)$$

The evolution of ξ_t^2 is

$$\begin{aligned} \xi_{t+1}^2 &= A\xi_t^2 + B_u u_t + B_w w_t \\ &\stackrel{(b)}{=} x_{t+1}, \end{aligned} \quad (63)$$

where (a) follows from the control signal in (61) and (b) follows from an inductive argument on the evolution of ξ_t^2 .

Finally, the evolution of ξ_t^1 is given by

$$\begin{aligned} \xi_{t+1}^1 &= F_\gamma \xi_t^1 + K_\gamma w_t \\ \tilde{u}_t &= (R + B_u^*PB_u)^{-*/2} B_u^* \Pi F_\gamma \xi_t^1 \\ &\quad + (R + B_u^*PB_u)^{-*/2} B_u^* \Pi K_\gamma w_t. \end{aligned} \quad (64)$$

To simplify the presentation of the controller, we scale \tilde{u}_t with $-(R + B_u^*PB_u)^{-1/2}$ as $\hat{u}_t = -(R + B_u^*PB_u)^{-1/2}\tilde{u}_t$ and omit the redundant superscript. To conclude, the control signal can be written as

$$u_t = \hat{u}_t - K_{\text{lqr}}\xi_t^2.$$

□