

Active and sparse methods in smoothed model checking

Paul Piho, Jane Hillston

University of Edinburgh

Abstract. Smoothed model checking based on Gaussian process classification provides a powerful approach for statistical model checking of parametric continuous time Markov chain models. The method constructs a model for the functional dependence of satisfaction probability on the Markov chain parameters. This is done via Gaussian process inference methods from a limited number of observations for different parameter combinations. In this work we consider extensions to smoothed model checking based on sparse variational methods and active learning. Both are used successfully to improve the scalability of smoothed model checking. In particular, we see that active learning-based ideas for iteratively querying the simulation model for observations can be used to steer the model-checking to more informative areas of the parameter space and thus improve sample efficiency. Online extensions of sparse variational Gaussian process inference algorithms are demonstrated to provide a scalable method for implementing active learning approaches for smoothed model checking.

1 Introduction

Stochastic modelling coupled with verification of logical properties via model checking has provided useful insights into the behaviour of the stochastic models from epidemiology, systems biology and networked computer systems. A large number of interesting models in these fields are too complex for the application of exact model checking methods [11]. To improve scalability of model checking there has been significant work on statistical model checking that aims to estimate the satisfaction probability of logical properties based on independently sampled trajectories of the stochastic model [2].

This paper considers statistical model checking in the context of parametrised continuous time Markov chain models. Statistical model checking methods have generally considered single parametrisations of a model. Based on a large number of independent sample trajectories one can estimate the probability of the model satisfying a specified logical property defined over individual sample trajectories. In order to gain insight across the entire parameter space associated with a model, it can be necessary to repeat the estimation procedures with different parametrisations to cover the whole space, which leads to poor scalability.

As an alternative, a model checking approach based on Gaussian process classification, named smoothed model checking, was proposed in [4]. The main

result of that paper was to show that under mild conditions the function mapping parameter values to satisfaction probabilities is smooth. Thus the problem can be solved as a Gaussian process classification problem where the aim is to estimate the function describing the satisfaction probability over the parameter space. Model checking results, returning a label true or false, of individual simulation trajectories are used as the training data to infer how the satisfaction probability depends on the model parameters. This method can be used to greatly reduce the number of simulation trajectories needed to estimate the satisfaction probability in exchange for some accuracy.

There are two aspects that limit the speed of such model checking procedures. Firstly, the computational cost of gathering the individual trajectories and secondly, the cost of (approximate) Gaussian process inference itself. Both benefit from keeping the number of gathered trajectories as low as possible while minimising the impact a smaller set of training data has on the accuracy of the methods. In order to keep the gathered sample size small we propose a method based on active learning. In particular, we make the observation that the parameter space of models is usually constrained to physically reasonable ranges. However, even when constrained to such ranges there can be large parts of the parameter space where the probability of satisfying a formula exhibits stiff behaviour. Adaptively identifying stiff and non-stiff parts of the parameter space in order to decide where to concentrate the computational effort leads to improved algorithms for smoothed model checking.

Our approach is based on moving the smoothed model checking approach in the context of continuous time Markov chains to an online setting. This allows us to implement effective active sampling strategies for the parameter space of the model that take into account the already gathered information. In order to make this approach scalable we leverage and demonstrate the usage of state of the art sparse variational Gaussian process inference methods. In particular, we consider streaming variational inference with inducing points [6].

2 Related work

A wealth of literature exists on statistical model checking of stochastic systems. The use of statistical methods in the domain of formal verification is motivated by the fact that in order to perform statistical model checking it is only necessary to be able to simulate the model. Thus these methods can be used for systems where exact verification methods are infeasible including black-box systems [12]. In its classical formulation, this involves hypothesis testing [18] with respect to the desired (or undesired) property based on independent trials, or in this case, stochastic simulations.

In addition to the frequentist approaches based on hypothesis testing, there have been Bayesian approaches [10] to estimate the satisfaction probability of a given logical formula. Our work follows the approach presented in [4] where the dependence of the satisfaction probability on model parameters is modelled as a Gaussian process classification problem.

The problem of deciding where to concentrate the model checking efforts is closely related to optimal experimental design. Experimental design problems are commonly treated as optimisation problems where the goal is to allocate resources in a way that allows the experimental goals to be reached more rapidly and thus with smaller costs [17]. This idea is also known in the machine learning literature as active learning [20]. The idea is to design learning algorithms that interactively query an oracle to label new data points.

In the context of model checking, active learning was used in [5] to solve a closely related threshold synthesis problem. That approach used a base grid on the parameter space for initial estimation. The estimates were then refined around values where the satisfaction probability was close to a defined threshold. However, the threshold for synthesis has to be defined a priori making the introduced active step not applicable when we are interested in the satisfaction probability. We further address the scalability of the ideas presented by the authors of [5] by considering sparse approximation results for Gaussian.

3 Background

3.1 Continuous time Markov chains

Stochastic models are widely used to model a variety of phenomena in natural and engineered systems. We focus on a type of stochastic model commonly used in biological modelling, epidemiology and performance evaluation domains. Specifically, we consider continuous time Markov chain models (CTMCs). To define a CTMC we start by noting that it is a continuous-time stochastic process and thus defined as an indexed collection of random variables $\{\mathbf{X}\}_{t \in \mathbb{R}_{\geq 0}}$. We consider CTMCs defined over a finite state space S with an $|S| \times |S|$ matrix Q whose entries $q(i, j)$ satisfy

$$1. \ 0 \leq -q(i, i) < \infty \quad 2. \ 0 \leq q(i, j) \text{ for } i \neq j \quad 3. \ \sum_j q(i, j) = 0$$

A CTMC is then defined by the following: for time indices $t_1 < t_2 \dots < t_{n+1}$ and states i_1, i_2, \dots, i_{n+1} we have

$$\mathbb{P}(\mathbf{X}_{t_{n+1}} = i_{n+1} | \mathbf{X}_{t_n} = i_n, \dots, \mathbf{X}_{t_1} = i_1) = p(i_{n+1}; t_{n+1} | i_n; t_n)$$

where $p(j; t | i; s)$ is the solution to the following Kolmogorov forward equation

$$\frac{\partial}{\partial t} p(j; t | i; s) = \sum_k p(k; t | i; s) q(k, j), \quad \text{on } (s, \infty) \text{ with } p(j; s | i; s) = \delta_{ij}$$

with δ_{ij} being the Kronecker delta taking the value 1 if i and j are equal and the value 0 otherwise. By convention the sample trajectories of CTMCs are taken to be right-continuous.

In the rest of the paper we consider parametrised models $\mathcal{M}_{\mathbf{x}}$ and assume that the model \mathcal{M} for a fixed parametrisation $\mathbf{x} \in \mathbb{R}^k$ defines a CTMC. Thus,

the model \mathcal{M} specifies a function mapping parameters \mathbf{x} to generator matrix Q of the underlying CTMC. A commonly studied special class of CTMC models are population CTMCs where each state of the CTMC corresponds to a vector of counts. These counts are used to model the aggregate counts of groups of indistinguishable agents in a system. In biological modelling and epidemiology such models are often defined as chemical reaction networks (CRN).

Example 1. Let us consider the following SIR model defined as a CRN



where S gives the number of susceptible, I the infected and R the recovered individuals in the system. The first type of transition corresponds to an infected and susceptible individuals interacting, resulting in the number of infected individuals increasing and the number of susceptible decreasing. The second type of transition corresponds to recovery of an infected individual and results in the number of infected decreasing and the number of recovered increasing. The states of the underlying CTMC keep track of the counts of different individuals in the system. For the example let us set the initial conditions to $(95, 5, 0)$ — at time 0 there are 95 susceptible, 5 infected and 0 recovered individuals in the system. The parameters k_I and k_R give the infection and recovery rates respectively. We revisit this example throughout the paper to illustrate the presented concepts.

3.2 Smoothed model checking

Smoothed model checking was introduced in [4] as a scalable method for statistical model checking where Gaussian process classification methods were used to infer the functional dependence between a parametrisation of a model and the satisfaction probability given a logical specification.

As described in Section 3.1, suppose we have a model $\mathcal{M}_{\mathbf{x}}$ parametrised by vector of values $\mathbf{x} \in \mathbb{R}^d$ such that the model \mathcal{M} for a fixed parametrisation \mathbf{x} defines a CTMC. Additionally assume we have a logical property φ we want to check against. The logical properties we consider here are defined as a mapping from the time trajectories over the states of $\mathcal{M}_{\mathbf{x}}$ to $\{0, 1\}$ corresponding to whether the property holds for a given sample trajectory of $\mathcal{M}_{\mathbf{x}}$ or not. One way to define such mappings would be, for example, to specify the properties in metric interval temporal logic (MiTL) [13] or signal temporal logic (STL) [8] and map the paths satisfying the properties to 1 and those not satisfying the properties to 0. Through sampling multiple trajectories for the same parametrisation we gain an estimate of the satisfaction probability corresponding to the parametrisation.

With that in mind, a logical property φ with respect to $\mathcal{M}_{\mathbf{x}}$ can be seen to give rise to a Bernoulli random variable. The binary outcomes of the random variable correspond to whether or not a randomly sampled trajectory of $\mathcal{M}_{\mathbf{x}}$ satisfies the property φ . We introduce the notation $f_{\varphi}(\mathbf{x})$ for the parameter of the said Bernoulli random variable given the model parameters \mathbf{x} . In particular,

samples from the distribution $Bernoulli(f_\varphi(\mathbf{x}))$ model whether a randomly sampled trajectory of $\mathcal{M}_\mathbf{x}$ satisfies φ — for a parameter value \mathbf{x} the logical property is said to be satisfied with probability $f_\varphi(\mathbf{x})$.

A naive approach for estimating $f_\varphi(\mathbf{x})$ at a given parametrisation \mathbf{x} is to gather a large number N of sample trajectories and give simple Monte Carlo estimate for the $f_\varphi(\mathbf{x})$ by dividing the number of trajectories where the property holds by the total number of sampled trajectories N . An accurate estimate requires are large number of samples. However, having such estimate at a set of given parametrisations does not provide us with a rigorous way to estimate the satisfaction function at a nearby point.

In [4] the authors considered population CTMCs. It was shown that the introduced satisfaction probability $f_\varphi(\mathbf{x})$ is a smooth function of \mathbf{x} under the following conditions: the transition rates of the CTMC $\mathcal{M}_\mathbf{x}$ depend smoothly on the parameters \mathbf{x} ; and the transition rates depend polynomially on the state vector \mathbf{X} of the CTMC.

The result was exploited by treating the estimation of the satisfaction function $f_\varphi(\mathbf{x})$ as a Gaussian process classification problem. The main benefit of this approach is that, based on sampled model checking results, we can reconstruct an approximation for the functional dependence between the parameters and satisfaction probability. This makes it easy to make predictions about the satisfaction probability at previously unseen parametrisations.

Simulating $\mathcal{M}_\mathbf{x}$ we gather a finite set of observations $\mathcal{D} = \{(\mathbf{x}_i, y_i) | i = 1, \dots, n\}$ where \mathbf{x}_i are the parametrisations of the model and y_i correspond to model checking output over single trajectories. For classification problems, a Gaussian process prior with mean m and kernel k is placed over a latent function

$$g_\varphi(\mathbf{x}) \sim GP(m(\mathbf{x}), k(\mathbf{x}, \mathbf{x}'))$$

Here, let us consider the standard squared exponential kernel defined by

$$k(\mathbf{x}, \mathbf{x}') = \exp\left(-\frac{|\mathbf{x} - \mathbf{x}'|^2}{2\ell}\right)$$

where ℓ is the length scale parameter governing how far two distinct points have to be in order to be considered uncorrelated.

The function g_φ is then squashed through the standard logistic or probit transformation σ so that the composition $\sigma(g_\varphi(\mathbf{x}))$ takes values between 0 and 1. The quantity $\sigma(g_\varphi(\mathbf{x}))$ is interpreted as the probability that φ holds given model parametrisation \mathbf{x} and thus estimates the probability $f_\varphi(\mathbf{x})$ that a simulation trajectory for parameters \mathbf{x} satisfies the property φ .

The general aim of Gaussian process inference is to find the distribution $p(g_\varphi(\mathbf{x}^*) | \mathcal{D})$ over the values g_φ at some test point \mathbf{x}^* given the set of training observations \mathcal{D} . This distribution is then used to produce a probabilistic prediction at parameter \mathbf{x}^* of $\sigma(g_\varphi(\mathbf{x}^*)) \approx f_\varphi(\mathbf{x}^*)$. We present details of inference in the next section. This section is ended by returning to the running SIR example.

Example 2. The property we consider is the following: there always exists an infected agent in the population in the time interval $(0.0, 100.0)$ and in the

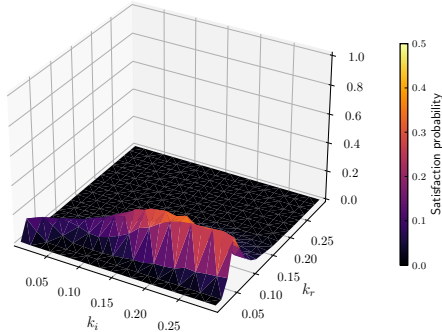


Fig. 1: Baseline satisfaction probability surface.

time interval (100.0, 120.0) the number of infected becomes 0. Constraining the parameters to the ranges $k_I \in [0.005, 0.3]$ and $k_R \in [0.005, 0.3]$ gives satisfaction probabilities as depicted in the Figure 1. There each estimate on the 20-by-20 grid is calculated based on 2000 stochastic simulation sample runs of the model. For comparison, Figure 2 gives the results of the smoothed model checking where 10 sample trajectories are drawn for each parameter on the 12-by-12 grid. The smoothed model checking approximation for the model checking problem shows good agreement with the baseline surface and is much faster to perform.

3.3 Variational inference with inducing points

In order to infer the latent Gaussian process g_φ based on training data \mathcal{D} we have to deal with two problems. Firstly the inference is analytically intractable due to the non-Gaussian likelihood model provided by Bernoulli observations. To counter this there exist a wealth of approximate inference schemes like Laplace approximation, expectation propagation [14,9], and variational inference methods [21]. Here we consider variational inference. The second problem is that the methods for inference in Gaussian process models have cubic complexity in the number of training cases. To address that there exist sparse approximations based on inducing variables. Sparse variational methods [7,21] are popular methods for reducing the complexity of Gaussian process inference by constructing an approximation based on a small set of inducing points that are typically selected from training data. In this section we detail the inference procedure.

Variational inference methods choose a parametric class of variational distribution for the posterior and minimising the KL-divergence between the real posterior and the approximate posterior. To accommodate large training data sets we work with sparse variational methods. We start by defining the prior distribution

$$p(\mathbf{g}_\varphi, \mathbf{g}_u) = \mathcal{N} \left(\begin{bmatrix} \mathbf{g}_\varphi \\ \mathbf{g}_u \end{bmatrix} \middle| \mathbf{0}, \begin{bmatrix} \mathbf{K}_{nn} & \mathbf{K}_{nm} \\ \mathbf{K}_{nm}^T & \mathbf{K}_{mm} \end{bmatrix} \right)$$

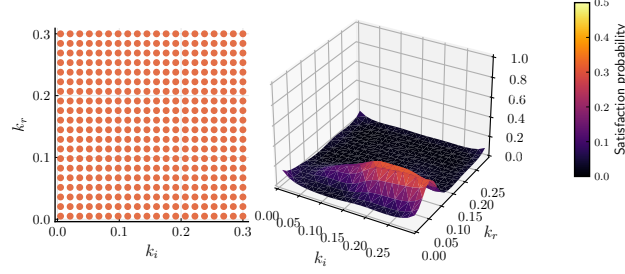


Fig. 2: Smoothed model checking satisfaction probability surface. 144 test points.

where \mathbf{g}_φ is a vector of n latent function values at $g_\varphi^i = g_\varphi(x_i)$ evaluated at $\mathbf{x} = [\mathbf{x}_1, \dots, \mathbf{x}_n]$. Similarly, $g_\mathbf{u}^i = g_\varphi(\mathbf{u}_i)$ is a vector of m latent function values evaluated at chosen *inducing points* $\mathbf{u} = [\mathbf{u}_1, \dots, \mathbf{u}_m]$. The matrices \mathbf{K}_{nn} , \mathbf{K}_{nm} and \mathbf{K}_{mm} are defined by the kernel function. In particular, the (i, j) -th element of the matrix \mathbf{K}_{nn} is given by $k(\mathbf{x}_i, \mathbf{x}_j)$. Similarly, \mathbf{K}_{nm} gives the kernel matrix between the training points \mathbf{x} and the inducing points \mathbf{u} and \mathbf{K}_{mm} gives the kernel matrix between the locations of inducing points. We then fit the variational posterior at those points rather than the whole set of training data points. The assumption we are making is that $p(g_\varphi(\mathbf{x}_*)|\mathbf{g}_\varphi, \mathbf{u}) = p(g_\varphi(\mathbf{x}_*)|\mathbf{u})$. That is, the inducing points \mathbf{u} are a sufficient statistic for a function value at a test point \mathbf{x}_* .

Under this assumption we make predictions at a test point \mathbf{x}^* as follows:

$$p(g_\varphi(\mathbf{x}_*)|\mathbf{y}) = \int p(g_\varphi(\mathbf{x}_*), \mathbf{u}|\mathbf{y})d\mathbf{u} = \int p(g_\varphi(\mathbf{x}_*)|\mathbf{u})p(\mathbf{u}|\mathbf{y})d\mathbf{u}$$

Thus, we need posterior distribution $p(\mathbf{u}|\mathbf{y})$ at the inducing points. From Bayes rule we know that $p(\mathbf{u}|\mathbf{y}) = \frac{p(\mathbf{y}|\mathbf{u})p(\mathbf{u})}{p(\mathbf{y})}$. The terms $p(\mathbf{y})$ and $p(\mathbf{y}|\mathbf{u})$ are called the likelihood and the marginal likelihood respectively. The above integral can be seen as the weighted average of the prior model $p(g_\varphi(\mathbf{x}_*)|\mathbf{u})$ with weight being determined by the posterior distribution. Here, as mentioned, we consider variational approximations where $p(\mathbf{u}|\mathbf{y})$ is approximated by a multivariate Gaussian $q(\mathbf{u})$ making the expression for $p(g_\varphi(\mathbf{x}_*)|\mathbf{y})$ tractable.

Finding the parameters of $q(\mathbf{u})$ is done by minimising the KL divergence between $q(\mathbf{u})$ and $p(\mathbf{u}|\mathbf{y})$.

$$\mathcal{D}_{KL}(q(\mathbf{u}), p(\mathbf{u}|\mathbf{y})) = \int q(\mathbf{u}) \log \frac{q(\mathbf{u})}{p(\mathbf{u}|\mathbf{y})} d\mathbf{u} = -\langle \log \frac{p(\mathbf{y}, \mathbf{u})}{q(\mathbf{u})} \rangle_{q(\mathbf{u})} + \log p(\mathbf{y}) \quad (1)$$

The term $\log p(\mathbf{y})$ is known as the log marginal likelihood. In the following we use the well-known Jensen's inequality¹ to derive a lower lower bound for the

¹ For a concave function f and a random variable X we have the following well-known inequality: $f\langle X \rangle \geq \langle f(X) \rangle$.

log marginal likelihood. As log function is concave we get the following.

$$\begin{aligned}\log p(\mathbf{y}) &= \log \int p(\mathbf{y}, \mathbf{u}) d\mathbf{u} = \log \left\langle \frac{p(\mathbf{y}, \mathbf{u})}{q(\mathbf{u})} \right\rangle_{q(\mathbf{u})} \geq \left\langle \log \frac{p(\mathbf{y}, \mathbf{u})}{q(\mathbf{u})} \right\rangle_{q(\mathbf{u})} \\ &= \langle \log p(\mathbf{y}|\mathbf{u}) \rangle_{q(\mathbf{u})} - \mathcal{D}_{KL}(q(\mathbf{u}), p(\mathbf{u}))\end{aligned}$$

The last line of the above equation is known as the evidence-based lower bound or ELBO. Now note that the first term in the expression for KL-divergence in Equation 1 is exactly the derived ELBO. As the KL-divergence is always non-negative then maximising the ELBO minimises the KL-divergence between the approximate and true posteriors $q(\mathbf{u})$ and $p(\mathbf{u}|\mathbf{y})$.

Choosing our approximating family of variational distribution to be multivariate Gaussian makes the KL term in ELBO easy to evaluate. The integral in the expectation term can be computed via numerical approximation schemes making it possible to use ELBO as a utility function for optimising the parameters of the approximate posterior $q(\mathbf{u})$. When $q(\mathbf{u})$ is chosen to be a multivariate Gaussian these parameters are the mean $\boldsymbol{\mu}$ and covariance matrix $\boldsymbol{\Sigma}$.

The final part of this section briefly discusses making predictions based on the approximate posterior $q(\mathbf{u})$. With the approximation $p(\mathbf{u}|\mathbf{y}) \approx q(\mathbf{u})$ the predictions are given by the following integral

$$p(g_\varphi(\mathbf{x}_*)|\mathbf{y}) \approx \int p(g_\varphi(\mathbf{x}_*)|\mathbf{u})q(\mathbf{u})d\mathbf{u}$$

This can be shown [16] to be a probability density function of a Normal distribution with the following mean and covariance matrix

$$\begin{aligned}\text{mean} &= k(\mathbf{x}_*, \mathbf{u})K_{mm}^{-1}\boldsymbol{\mu} \\ \text{covariance} &= k(\mathbf{x}_*, \mathbf{x}_*) - k(\mathbf{x}_*, \mathbf{u})K_{mm}^{-1}[K_{mm} - \boldsymbol{\Sigma}]^{-1}[k(\mathbf{x}_*, \mathbf{u})K_{mm}^{-1}]^T\end{aligned}$$

3.4 Inducing points

Previously we introduced the idea of sparse variational inference where the posterior distribution is fitted to a selection of inducing points \mathbf{u} such that $|\mathbf{u}|$ is much smaller than the size of the whole training data set. In this section we discuss how to choose the set of inducing points \mathbf{u} . A common approach is to use cluster centers from k-means++ clustering as the inducing points [3]. In this paper we simply take a regular grid of inducing points.

3.5 Active learning

Active learning methods in machine learning are a family of methods which may query data instances to be labelled for training by an *oracle* [19]. The fundamental question asked by active learning research is whether or not these methods can achieve higher accuracy than passive methods with fewer labelled examples. This is closely related to the established area of optimal experimental

design, where the goal is to allocate experimental resources in a way that reduces uncertainty about a quantity or function of interest [17,20].

In the case of Gaussian process classification problems like smoothed model checking an active learning procedure can be set up as follows. An *active learner* consists of a classifier learning algorithm \mathcal{A} and a *query function* \mathcal{Q} . The query function is used to select an unlabelled sample u from the pool of unlabelled samples \mathcal{U} . This sample is then labelled by an oracle. In the case of stochastic model checking the pool of unlabelled samples \mathcal{U} corresponds to a subset of the possible parametrisations for the model. An oracle is implemented by running the stochastic simulation for the selected parametrisation and model checking the resulting trajectory.

The above describes a pool-based active learner. Common formulations of such pool-based learners select a single unlabelled sample at each iteration to be sampled. However, in many applications it is more natural to acquire labels for multiple training instances at once. In particular, the query function \mathcal{Q} selects a subset $U \subset \mathcal{U}$. We see in the next section that the sparse inference methods can be extended to a setting where batches of training data become available over time making it natural to decide on a query function that selects batches of queries. The main difficulty of selecting a batch of queries instead of a single query is that the instances in the subset U need to be both informative and diverse in order to make the best use of the available labelling resources.

4 Active model checking

The shape and properties of the functional dependence of satisfaction for a logical specification with respect to parameters are generally not known a priori and can exhibit a variety of properties. For example, in the running example the satisfaction probability is non-stiff with respect to parameter changes in one direction while being stiff with respect changes in another. In addition, much of the sampling was performed in completely flat regions of the parameter space. Thus the key challenge addressed in this section is where to sample to make the posterior estimates as informative as possible about the underlying mechanics. We aim to decide on the regions where the satisfaction probability surface is not flat and concentrate most of our model checking effort there.

In this section we introduce the main contribution of this paper — active model checking. The general outline of the procedure is given by Algorithm 1. The first step, given by the procedure *generate_initial_data*, is to simulate the initial data set \mathcal{D}_{old} via stochastic simulation of the CTMC model \mathcal{M} for a sample of the parameter space \mathcal{X} and checking whether or not the individual trajectories satisfy the property φ or not. The initial set of parameter samples can for example be a regular grid or sampled uniformly from the parameter space. We are going to experiment with both initialisations.

Based on the results \mathcal{D}_{old} we choose the inducing points \mathbf{v} , captured by the procedure *inducing_points*, \mathbf{v} based on the approach in Section 3.4 and initialise

Algorithm 1 Active smoothed model checking

```

1: procedure MODEL CHECKING(model  $\mathcal{M}$ , property  $\varphi$ , parameter space  $\mathcal{X}$ )
2:    $\mathcal{D}_{old} \leftarrow \text{generate\_initial\_data}(\mathcal{M}, \varphi, \mathcal{X})$ 
3:    $\mathcal{D}_{new} \leftarrow \mathcal{D}_{old}$ 
4:    $\mathbf{u} \leftarrow \text{inducing\_points}(\mathcal{D}_{old})$ 
5:    $\mathbf{v} \leftarrow \mathbf{u}$ 
6:    $q(\mathbf{v}) \leftarrow \text{initialise\_posterior}(\mathbf{v})$ 
7:   while true do
8:      $q(\mathbf{v}) \leftarrow \text{update\_variational}(q(\mathbf{u}), \mathbf{v}, \mathcal{D}_{new}, \mathcal{D}_{old})$ 
9:      $\mathcal{D}_{old} \leftarrow \mathcal{D}_{old} \cup \mathcal{D}_{new}$ 
10:     $\mathcal{D}_{new} \leftarrow \text{query\_new}(q(\mathbf{v}), \mathcal{M}, \varphi, \mathcal{X})$ 
11:     $\mathbf{u} \leftarrow \mathbf{v}$ 
12:     $\mathbf{v} \leftarrow \text{update\_inducing}(\mathcal{D}_{new})$ 
13:  end while
14:  return  $q(\mathbf{v})$ 
15: end procedure

```

the variational posterior. Here we are going to initialise the posterior as a multivariate Gaussian $q(\mathbf{v}) = \mathcal{N}(\mathbf{0}, \mathbf{I})$ with 0 mean and identity covariance matrix.

Each iteration of the model checking loop will update the variational posterior $q(\mathbf{v})$ and use the fitted approximate posterior to query new points in the parameter space to perform model checking. At the end of each iteration, based on the updated data set we update the set of inducing points.

There are two issues to be resolved before the procedure can be implemented. First is that the direct use of ELBO as introduced in Section 3.3 does not suffice in the online setting where new data becomes available in batches. Second is the challenge of choosing an appropriate query function that is going to suggest more points in the parameter space at which to gather more model checking data. These will be addressed in the following sections.

4.1 Streaming setting

In order to incorporate active learning ideas into the Gaussian process based model checking approach we need to address the problem that not all of the training data is available a priori. For our purposes it is important to be able to conduct inference in a streaming setting where data is gradually added to the model. A naive approach would refit a Gaussian process from scratch every time a new batch of data arrives. However, with potentially large data sets this becomes infeasible. To perform sparse variational inference in a scalable way the method needs to avoid revisiting previously considered data points. In particular, we consider the method proposed in [6] that derives a correction to ELBO that allows us to incorporate streaming data incrementally into the posterior estimate.

The main question is how to update the variational approximation to the posterior at time step n , denoted $q_{old}(\mathbf{u})$, to form an approximation at the time step $n + 1$, denoted $q_{new}(\mathbf{v})$. In the following we note the variational posteriors

q_{old} and q_{new} at \mathbf{g}_φ and inducing points \mathbf{u} and \mathbf{v} , respectively, are approximations to the true posteriors given observations \mathbf{y}_{old} and \mathbf{y}_{new} . It was shown in [6] that the lower bound $\log p(\mathbf{y}_{new}|\mathbf{y}_{old})$ becomes

$$\begin{aligned} \mathcal{F}(q_{new}(\mathbf{g}_\varphi, \mathbf{v})) &= \int q_{new}(\mathbf{g}_\varphi, \mathbf{v}) \log p(\mathbf{y}_{new}|\mathbf{g}_\varphi, \mathbf{v}) d(\mathbf{g}_\varphi, \mathbf{v}) - \mathcal{D}_{KL}(q_{new}(\mathbf{v}), p(\mathbf{v})) \\ &\quad - \mathcal{D}_{KL}(q_{new}(\mathbf{u}), q_{old}(\mathbf{u})) + \mathcal{D}_{KL}(q_{new}(\mathbf{u}), p(\mathbf{u})) \end{aligned}$$

The above can be interpreted as follows: the first two terms give the ELBO under the assumption that the new data seen at iteration $n + 1$ is the whole data set; the final two terms take into account the old likelihood through the approximate posteriors at old inducing points and the prior $p(\mathbf{u})$. This allows us to implement an online version of the smoothed model checking where observation data arrives in batches.

4.2 Query strategies

As discussed in Section 3.5, in order to implement an active learning method for model checking we need to decide which new parameters are tested based on the existing information. In the following we consider two query strategies for active model checking.

Predictive variance The first approach is a commonly used experimental design strategy which aims to minimise the predictive variance. Recall that in smoothed model checking for a property φ we fit a latent Gaussian processes g_φ . The posterior satisfaction probability for parameter \mathbf{x}_* given the GP g_φ is then calculated via

$$p(y_* = 1|\mathcal{D}, \mathbf{x}_*) = \int \sigma(g_\varphi(\mathbf{x}_*)) p(g_\varphi(\mathbf{x}_*)|\mathcal{D}) dg_\varphi(\mathbf{x}_*)$$

The above can also be seen as the expectation of $\sigma(g_\varphi(\mathbf{x}_*))$ with respect to the distribution $g_\varphi(\mathbf{x}_*)$, denoted $\mathbb{E}[\sigma(g_\varphi(\mathbf{x}_*))]$. Similarly, we can consider the variance of this estimate

$$\mathbb{E}[\sigma(g_\varphi(\mathbf{x}_*))^2] - \mathbb{E}[\sigma(g_\varphi(\mathbf{x}_*))]^2$$

Our aim is then to iteratively train the Gaussian process model so that predictive variance over the parameter space is minimised.

Before giving the outline of the proposed procedure we address the issue of redundancy in the query points. As pointed out in Section 3.5 simply taking a set of top points with respect to the utility function, in this case predictive variance, leads to querying parameters that are clustered together. We can overcome this problem by clustering the pool of unlabelled samples \mathcal{U} from which the query choice is made. In particular, the top points with respect to predictive variance are chosen from a pool of samples where the redundancy is already reduced. Informally, this leads to the following basic outline of the procedure:

1. Sample an initial set of training points or parametrisations \mathbf{x} of the model (via uniform, Latin hypercube sampling or taking points on a regular grid) and conduct model checking based on sampled trajectories. These points are used to choose the set of inducing points via the k-means++ clustering algorithm and fit the first iteration of the Gaussian process model.
2. For the next iteration we randomly sample another set of points U and cluster them via regular kmeans. From the set of cluster centres U_k the query function \mathcal{Q} selects a set of points for model checking. The query function is simply defined by taking the subset U^* of cluster centres U_k where the predictive variance, as defined above, is the highest. This concentrates the sampling to points where the model is most uncertain about its prediction.
3. The points in U^* are labelled by simulating the model for the parametrisations in U^* and checking the resulting trajectories against the logic specification φ . The results are incorporated into the Gaussian process model via the streaming method discussed in Section 4.1.
4. Repeat points 2 and 3 until a set computational budget is exhausted.

Predictive gradient The second strategy we consider is based on the predictive mean $\bar{g}_\varphi(\mathbf{x})$ of the Gaussian process. Our aim is to concentrate the sampling at the locations where the predictive mean undergoes the most rapid change. This requires gradients of the predictive mean.

We recall from Section 3.3 that for a variational posterior $q(\mathbf{u})$ with mean $\boldsymbol{\mu}$ and covariance $\boldsymbol{\Sigma}$, the posterior mean at a point \mathbf{x} is given by

$$\bar{g}_\varphi(\mathbf{x}) = k(\mathbf{x}, \mathbf{u}) K_{mm}^{-1} \boldsymbol{\mu} \stackrel{\text{def}}{=} k(\mathbf{x}, \mathbf{u}) \boldsymbol{\alpha} \quad (2)$$

Only the first part, the kernel function, depends on \mathbf{x} . Thus, in order to get the derivative of the predictive mean we need to differentiate $k(\mathbf{x}, \mathbf{u})$. Recall, that in this paper we chose to work with the squared exponential kernel given by

$$k(\mathbf{x}, \mathbf{u}_i) = \exp\left(-\frac{|\mathbf{x} - \mathbf{u}_i|^2}{2\ell}\right) \quad (3)$$

We have used \mathbf{u}_i to denote a single inducing point in the set of inducing points \mathbf{u} . Thus, the derivative of $k(\mathbf{x}, \mathbf{u}_i)$ with respect to \mathbf{x} is given by

$$\frac{dk(\mathbf{x}, \mathbf{u}_i)}{d\mathbf{x}} = -\frac{\mathbf{x} - \mathbf{u}_i}{\ell} \exp\left(-\frac{|\mathbf{x} - \mathbf{u}_i|^2}{2\ell}\right) = -\frac{\mathbf{x} - \mathbf{u}_i}{\ell} k(\mathbf{x}, \mathbf{u}_i) \quad (4)$$

As the above is for a single inducing point \mathbf{u}_i , to compute the derivative of the posterior mean we need to concatenate this derivative for all m inducing points. Thus, we get

$$\frac{d\bar{g}_\varphi(\mathbf{x})}{d\mathbf{x}} = -\ell^{-1} \begin{bmatrix} \mathbf{x} - \mathbf{u}_1 \\ \vdots \\ \mathbf{x} - \mathbf{u}_m \end{bmatrix} (k(\mathbf{x}, \mathbf{u}) \odot \boldsymbol{\alpha})$$

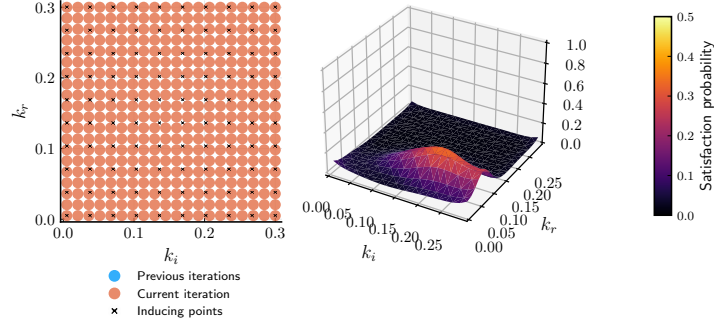


Fig. 3: Mean satisfaction probability surface. Sparse smoothed MC.

where \odot denotes element-wise multiplication. Given this we can proceed as in the case of the predictive variance. The only change is that instead of considering the predictive variance for each sampled set of parameters we calculate the norm of $\frac{d\bar{g}_\varphi(\mathbf{x})}{d\mathbf{x}}$ and define the query function to choose a subset U^* of cluster centres U_k with the highest norms.

4.3 Results

In this section we evaluate the proposed active learning method for model checking on the running SIR example. The methods are compared to the baseline naive stochastic simulation-based model checking and smoothed model checking without the sparse approximation and the active step. We present several metrics for comparing the smoothed model checking results with the empirical mean based on stochastic simulation. The first is the mean and standard deviation of the difference between the mean probability predicted by the fitted Gaussian processes and the empirical mean from the stochastic simulation results at each of the points on the 20×20 grid. Secondly, we consider the maximum difference between the predicted mean probability and the naive empirical mean. Finally, we give the root-mean-square error (RMSE) $\sqrt{\frac{1}{N} \sum (\bar{g}_\varphi(\mathbf{x}_i) - \bar{f}_\varphi(\mathbf{x}_i))^2}$ where $\bar{g}_\varphi(\mathbf{x}_i)$ is the predicted mean satisfaction probability for parametrisation \mathbf{x}_i . We denote by $\bar{f}_\varphi(\mathbf{x}_i)$ the empirical estimate of the satisfaction probability at \mathbf{x}_i given 2000 sample trajectories.

In the active learning experiments we start with a coarser 10×10 grid followed by an active iteration where an additional 300 points are chosen to refine the approximation for a total of 400 training points. The inducing points are initialised by choosing the initial grid of 100 points as inducing points and kept constant for the remainder of the fitting procedure. Similarly we present the results for sparse smoothed model checking for a 20×20 grid with the 10×10 grid of inducing points as well as smoothed model checking where inducing points are not chosen. Parameters of the kernel function are kept constant in each of the smoothed model checking experiments.

Table 1: Comparison of accuracy for smoothed model checking and the sparse and active learning extensions. SIR model. Naive threshold greater than 0.02.

Method	error mean/var	maximum	RMSE
Smoothed MC	(0.042, 0.032)	0.13	0.578
Sparse smoothed MC	(0.049, 0.036)	0.151	0.664
Active sparse smoothed MC			
Predictive variance	(0.044, 0.038)	0.16	0.629
Predictive gradient	(0.044, 0.033)	0.136	0.6
Random sampling	(0.049, 0.04)	0.21	0.684

Table 2: Comparison of computation times for smoothed model checking and the sparse and active learning extensions. SIR model.

Method	SSA	Inference	Query	Total
Naive statistical MC	59.5	N/A	N/A	59.5
Smoothed MC	1.6	24.6	N/A	26.2
Sparse smoothed MC	1.6	4.6	N/A	6.2
Active sparse smoothed MC				
Predictive variance	1.7	6.2	1.9	8.6
Predictive gradient	1.8	5.0	0.4	8.5
Random sampling	1.6	5.7	0.00	7.3

SIR We again consider the SIR model. The results for accuracy are summarised in Table 1. Table 1 gives the comparisons for each point on the 20×20 grid where the naive model checking was conducted. We restrict the view to those points where the naive model checking-based satisfaction probability estimates exceed 0.02 in order to consider locations where the surface is not completely flat. Note that we would expect the full smoothed MC without inducing points to offer the best accuracy due to the fact that fewer approximations are made in the inference algorithm. However, the active methods with predictive variance and gradient-based query functions provide a better approximation than the sparse model checking without an active step. The benefit of the sparse methods comes from significant reductions in computation costs. From Table 2 we see that there is some overhead associated with implementing the active learning procedures compared to simply exhausting the chosen computational budget of 400 points. However, as expected the sparse methods offer a significant speed-up compared to the smoothed model checking with no inducing points.

Figure 3 gives the mean satisfaction probability surface based on the fitted sparse Gaussian process. Figures 4 and 5 present the evolution of the predictive mean surface through two active learning iterations. All figures are accompanied by the scatter plots showing where the samples were drawn.

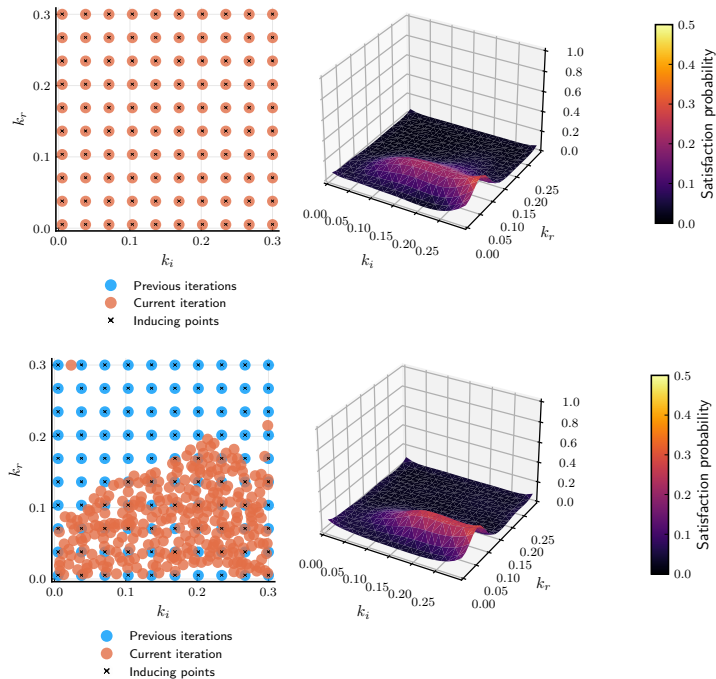


Fig. 4: Mean satisfaction probability surface. Active and sparse smoothed model checking with 2 iterations. Predictive variance-based query function.

4.4 Implementation

The prototype implementation is written in the Julia programming language and makes use of the tools provided as part of Julia Gaussian Processes repositories [1] to set up the Gaussian process models. The CTMC models are defined as chemical reaction networks with tools provided as part of the SciML ecosystem for scientific simulations [15]. The simulations were carried out on a laptop with Intel i7-10750H CPU.

5 Conclusions

In this paper we applied sparse approximation and active learning to smoothed model checking. By leveraging existing sparse approximations, we improved scalability of the inference algorithms for Gaussian process classification corresponding to the smoothed model checking problem. Additionally, we showed that by concentrating the sampling to high variance or high predictive gradient areas of the parameter space, we improved the resulting approximation compared to sparse models with uniform or grid-based sampling of model parameters. When compared to the standard smoothed model checking approach with no inducing

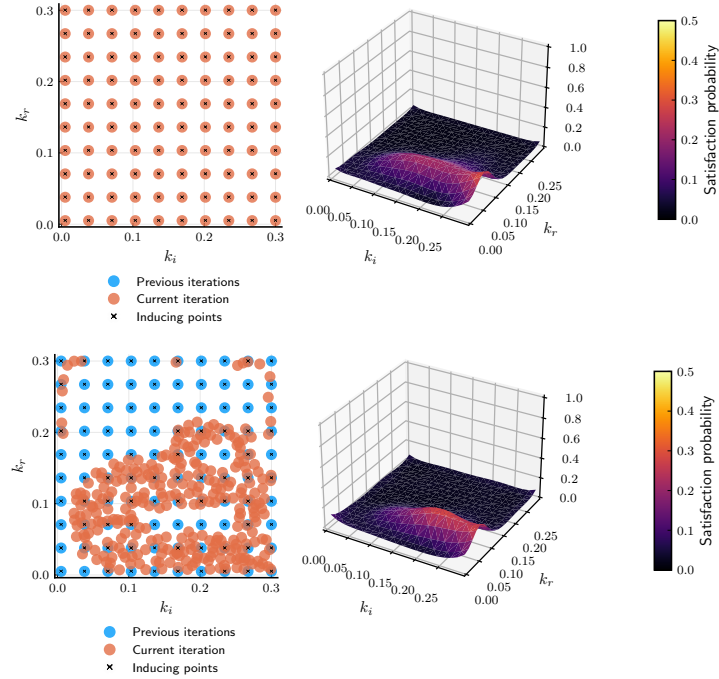


Fig. 5: Mean satisfaction probability surface. Active and sparse smoothed model checking with 2 iterations. Predictive mean gradient-based query function.

point approximation and no active step, our method significantly speeds up the inference procedure while attempting to reduce errors inherent in sparse approximations. This aligns with the pre-existing results from active learning literature which aim to construct learning algorithms that actively query for observations in order to improve accuracy while keeping the number of observations needed to a minimum.

As further work, we aim to refine our query methods and make a comparison with other existing methods in the active learning literature. Secondly, we plan to link the choice of inducing points to the active query methods more directly. In particular, we will test if the inducing points, and perhaps the underlying kernel parameters, can be effectively reconfigured through active iterations. This would further improve the approximation to the satisfaction probability surface at the non-stiff parts of the parameter space. Finally we will consider alternative kernel functions. The kernel function chosen in this paper is a standard first approach in many settings but is best suited for modelling very smooth functions — not necessarily the case with satisfaction probability surfaces for parametric CTMCs.

References

1. Gaussian processes for machine learning in julia. <https://github.com/JuliaGaussianProcesses>, accessed: 2021-01-14
2. Agha, G., Palmskog, K.: A survey of statistical model checking. *ACM Trans. Model. Comput. Simul.* **28**(1), 6:1–6:39 (2018)
3. Arthur, D., Vassilvitskii, S.: K-means++: The advantages of careful seeding. In: *Proceedings of the Eighteenth Annual ACM-SIAM Symposium on Discrete Algorithms*. p. 1027–1035. SODA, Society for Industrial and Applied Mathematics, USA (2007)
4. Bortolussi, L., Milios, D., Sanguinetti, G.: Smoothed model checking for uncertain continuous-time markov chains. *Inf. Comput.* **247**, 235–253 (2016)
5. Bortolussi, L., Silvetti, S.: Bayesian statistical parameter synthesis for linear temporal properties of stochastic models. In: *TACAS 2018*,. *Lecture Notes in Computer Science*, vol. 10806, pp. 396–413. Springer (2018)
6. Bui, T.D., Nguyen, C.V., Turner, R.E.: Streaming sparse gaussian process approximations. In: *Advances in Neural Information Processing Systems 30: Annual Conference on Neural Information Processing Systems 2017*. pp. 3299–3307 (2017)
7. Csato, L., Opper, M.: Sparse online gaussian processes. *Neural Computation* **14**, 641–668 (2002)
8. Donzé, A., Maler, O.: Robust satisfaction of temporal logic over real-valued signals. In: *FORMATS 2010. Proceedings. Lecture Notes in Computer Science*, vol. 6246, pp. 92–106. Springer (2010)
9. Hernandez-Lobato, D., Hernandez-Lobato, J.M.: Scalable gaussian process classification via expectation propagation. In: *Gretton, A., Robert, C.C. (eds.) Proceedings of the 19th International Conference on Artificial Intelligence and Statistics. Proceedings of Machine Learning Research*, vol. 51, pp. 168–176. PMLR (2016)
10. Jha, S.K., Clarke, E.M., Langmead, C.J., Legay, A., Platzer, A., Zuliani, P.: A bayesian approach to model checking biological systems. In: *Degano, P., Gorrieri, R. (eds.) Computational Methods in Systems Biology, 7th International Conference, CMSB. Lecture Notes in Computer Science*, vol. 5688, pp. 218–234. Springer (2009). https://doi.org/10.1007/978-3-642-03845-7_15
11. Kwiatkowska, M.Z., Norman, G., Parker, D.: Stochastic model checking. In: *SFM. Lecture Notes in Computer Science*, vol. 4486, pp. 220–270. Springer (2007)
12. Legay, A., Lukina, A., Traonouez, L., Yang, J., Smolka, S.A., Grosu, R.: Statistical model checking. In: *Steffen, B., Woeginger, G.J. (eds.) Computing and Software Science - State of the Art and Perspectives, Lecture Notes in Computer Science*, vol. 10000, pp. 478–504. Springer (2019). https://doi.org/10.1007/978-3-319-91908-9_23
13. Maler, O., Nickovic, D.: Monitoring temporal properties of continuous signals. In: *FORMATS/FTRTFT 2004, Grenoble, France, September 22-24, Proceedings. Lecture Notes in Computer Science*, vol. 3253, pp. 152–166. Springer (2004)
14. Minka, T.P.: Expectation propagation for approximate bayesian inference. In: *Breese, J.S., Koller, D. (eds.) UAI: Proceedings of the 17th Conference in Uncertainty in Artificial Intelligence*. pp. 362–369. Morgan Kaufmann (2001)
15. Rackauckas, C., Nie, Q.: *Differentialequations.jl—a performant and feature-rich ecosystem for solving differential equations in julia*. *Journal of Open Research Software* **5**(1) (2017)
16. Rasmussen, C.E., Williams, C.K.I.: *Gaussian processes for machine learning. Adaptive computation and machine learning*, MIT Press (2006)

17. Santner, T.J., Williams, B.J., Notz, W.I.: The Design and Analysis of Computer Experiments. Springer series in statistics, Springer (2003)
18. Sen, K., Viswanathan, M., Agha, G.: Statistical model checking of black-box probabilistic systems. In: Alur, R., Peled, D.A. (eds.) Computer Aided Verification, 16th International Conference, CAV. Lecture Notes in Computer Science, vol. 3114, pp. 202–215. Springer (2004). https://doi.org/10.1007/978-3-540-27813-9_16
19. Settles, B.: From theories to queries. In: Active Learning and Experimental Design workshop, In conjunction with AISTATS. JMLR Proceedings, vol. 16, pp. 1–18. JMLR.org (2011), <http://proceedings.mlr.press/v16/settles11a/settles11a.pdf>
20. Settles, B.: Active Learning. Synthesis Lectures on Artificial Intelligence and Machine Learning, Morgan & Claypool Publishers (2012). <https://doi.org/10.2200/S00429ED1V01Y201207AIM018>
21. Titsias, M.K.: Variational learning of inducing variables in sparse gaussian processes. In: Dyk, D.A.V., Welling, M. (eds.) Proceedings of the Twelfth International Conference on Artificial Intelligence and Statistics, AISTATS. JMLR Proceedings, vol. 5, pp. 567–574 (2009)