

Decoherence-free quantum register of nuclear spins in diamond.

Francisco J. González and Raúl Coto*

Centro de Investigación DAITA Lab, Facultad de Estudios Interdisciplinarios, Universidad Mayor, Chile

(Dated: January 7, 2022)

Solid-state quantum registers are exceptional for storing quantum information at room temperature with long coherence time. Nevertheless, practical applications toward quantum supremacy require even longer coherence time to allow for more complex algorithms. In this work we propose a quantum register that lies in a decoherence-free subspace to be implemented with color centers in diamond. The quantum information is encoded in two logical states composed of two nearby nuclear spins, while an electron spin is used as ancilla for initialization and control. Moreover, by tuning an off-axis magnetic field we enable non-nuclear-spin-preserving transitions that we use for preparing the register through Stimulating Raman Adiabatic Passage. Furthermore, we use this sequence to manipulate the quantum register and an individual nuclear spin.

I. INTRODUCTION

Color centers in diamond are remarkable systems for quantum sensing [1, 2] and quantum information processing [3–6]. In particular, the negatively charged Nitrogen Vacancy center (NV^-) provides a local electron spin with good coherence time, that can be initialized, control and readout with high fidelities [7–12]. Furthermore, there is a set of nearby nuclear spins that can be controlled through the NV^- via hyperfine coupling [13, 14], allowing the creation of a hybrid electron-nuclear spins platform. This composite spin system enables different functionalities like error-correcting protocols [15, 16], preparation of long-lived entangled states [17–19] and quantum registers [19–21]. Nuclear spins have a small gyromagnetic ratio that shields them from the environment, and thus, can be used as quantum memories thanks to longer coherence time. However, they have a slow response to control fields. Therefore, for practical applications we require extended coherence times plus fast control gates. In order to increase the coherence time further, one approach consist in preparing the system in a decoherence-free subspace [22, 23]. Hence, quantum registers and entangled states are passively protected from the environment, in contrast to active techniques like dynamical decoupling [19, 24] or error-correction [25]. Moreover, one can design pulse sequences that take advantage of the hyperfine coupling to effectively perform faster one- and two-qubits gates.

In this work, we propose the realization of a decoherence-free quantum register composed of two nuclear spins. We show that the register is robust against spins transverse relaxation for both independent and common reservoir. The preparation of the register is achieved by properly tuning an off-axis magnetic field. The slow nuclear spin control through radiofrequency is replaced by an all-microwave control that exploits the hyperfine coupling to the NV^- , to individually and collectively address the nuclear spins [26, 27]. The popula-

tion transfer between relevant states follows non-nuclear-spin-preserving transitions allowed by the perpendicular component of the magnetic field. In order to improve selectively and gate fidelity, we use Stimulated Raman Adiabatic Passage (STIRAP) [28–31] to control the nuclear spins in the microwave regime. The STIRAP sequence adiabatically transfers population through a dark state and it has been demonstrated, theoretically [26] and experimentally [32], in NV^- centers.

The reminder of this paper is structured as follows. Section II introduces the composite spin system. Section III describes our quantum register encoded in the decoherence-free subspace, its performance against noise, preparation and control. Section IV describes the control of an individual nuclear spin, and Section V provides the final remarks of this work.

II. MULTI-SPINS SYSTEM

Multi-spins systems provide a powerful platform to implement quantum registers [11, 15, 16, 19, 20]. In particular, this theoretical proposal is implemented with an electron spin ($S = 1$) of a negatively charged Nitrogen Vacancy center (NV^-) in a natural diamond sample, with 1.1% natural abundance of Carbon-13 (^{13}C) nuclear spins ($I = 1/2$) [6]. The NV^- ground state, labeled by $m_s = 0$ and $m_s = \pm 1$, has a degeneracy in the magnetic sublevels $m_s = \pm 1$, which can be lifted by the application of an external magnetic field oriented in the NV^- quantization axis (z-axis). For the ^{13}C nuclear spin, magnetic sublevels are labelled as $m_I = 1/2$ ($|\uparrow\rangle$) and $m_I = -1/2$ ($|\downarrow\rangle$). The NV^- interacts with nearby ^{13}C via hyperfine coupling, $\mathbf{S} \cdot \sum_i \mathbb{A}^{(i)} \cdot \mathbf{I}_i$, being $\mathbb{A}^{(i)}$ the hyperfine coupling tensor for the i th nuclear spin with components $A_{ij} = A_c \delta_{ij} + A_d (\delta_{ij} - 3\hat{r}_i \hat{r}_j)$. A_c stands for the isotropic Fermi contact term and A_d for the dipolar interaction. Nuclear spins interact via dipolar coupling, with Hamiltonian H_{nn} [11, 20]

$$H_{nn} = \sum_{i < j} \frac{\mu_0 \gamma_c^2}{4\pi r_{ij}^3} \left(\mathbf{I}_i \cdot \mathbf{I}_j - \frac{3(\mathbf{I}_i \cdot \mathbf{r}_{ij})(\mathbf{r}_{ij} \cdot \mathbf{I}_j)}{r_{ij}^2} \right), \quad (1)$$

* raul.coto@umayor.cl

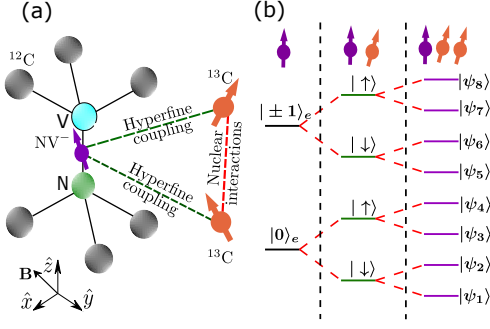


FIG. 1. (a) Tri-partite system given by an NV^- electron spin and two proximal ^{13}C nuclear spins. (b) Energy levels of the tri-partite system.

with μ_0 the vacuum permeability, r_{ij} is the distance between the i th and j th nuclear spins, and γ_c is the gyromagnetic ratio of the nuclear spins. In Fig. 1 (a) we illustrate these interactions for a tri-partite system given by the NV^- and two ^{13}C nuclear spins, while in Fig. 1 (b) we show the energy levels for the spins configuration.

The Hamiltonian considering two nuclear spins reads ($\hbar = 1$),

$$H = DS_z^2 + \gamma_e \mathbf{B} \cdot \mathbf{S} + \mathbf{S} \cdot \sum_{i=1}^2 \mathbb{A}^{(i)} \cdot \mathbf{I}^{(i)} + \gamma_c \mathbf{B} \cdot \sum_{i=1}^2 \mathbf{I}^{(i)} + H_{nn}, \quad (2)$$

where $D/2\pi = 2.87$ GHz is the zero-field splitting of the NV^- , $\gamma_e/2\pi \approx 2.8$ MHz/G, and $\gamma_c/2\pi \approx 1.07$ kHz/G are the gyromagnetic ratios of the electron and ^{13}C nuclear spins, respectively. Without loss of generality, we consider the external magnetic field $\mathbf{B} = B_z \hat{z} + B_x \hat{x}$. The B_z component lifts the degeneracy, which allows to address a two-level manifold, say $\{m_s = 0, m_s = +1\}$. The B_x component enables electron-nuclear spin transitions that, as we shall see later on, are otherwise forbidden.

Considering the zero field splitting to be larger than the perpendicular magnetic field and the hyperfine coupling, i.e. $D \gg \gamma_e B_x$ and $D \gg A_{ij}$, one can perform the secular approximation, that neglects S_x and S_y contributions in the second and third terms in the Hamiltonian (2). Hence, the Hamiltonian for the tri-partite system can be written conditioned to the electronic spin manifold, such as

$$H^{m_s} = (m_s^2 D + m_s \gamma_e B_z) + \gamma_c \mathbf{B} \cdot (\mathbf{I}^{(1)} + \mathbf{I}^{(2)}) + m_s \sum_{n=x,y,z} \mathbb{A}_n^{(1)} \hat{I}_n^{(1)} + m_s \sum_{n=x,y,z} \mathbb{A}_n^{(2)} \hat{I}_n^{(2)} + H_{nn}. \quad (3)$$

For simplicity, we consider \mathbf{r}_{ij} oriented along the quantization axis ($\mathbf{r}_{ij} \parallel \hat{z}$), that yields the following Hamiltonian in the $m_s = 0$ manifold

$$H^{m_s=0} = \gamma_c B_z (\hat{I}_z^{(1)} + \hat{I}_z^{(2)}) + \gamma_c B_x (\hat{I}_x^{(1)} + \hat{I}_x^{(2)}) + \frac{d_{12}}{2} \left((\hat{I}_+^{(1)} \hat{I}_-^{(2)} + \hat{I}_-^{(1)} \hat{I}_+^{(2)}) - 4 \hat{I}_z^{(1)} \hat{I}_z^{(2)} \right), \quad (4)$$

where $d_{12} = \mu_0 \gamma_c^2 / 4\pi r_{12}^3 = 4$ kHz and $I_{\pm}^{(i)} = I_x^{(i)} \pm i I_y^{(i)}$. For the $m_s = +1$ manifold, the dipolar coupling (d_{12}) is much smaller than the hyperfine interaction (\mathbb{A}_z) and thus it is neglected. Therefore, the Hamiltonian reads

$$H^{m_s=+1} = (D + \gamma_e B_z) + \gamma_c B_z (\hat{I}_z^{(1)} + \hat{I}_z^{(2)}) + \gamma_c B_x (\hat{I}_x^{(1)} + \hat{I}_x^{(2)}) + A_{zz}^{(1)} \hat{I}_z^{(1)} + A_{zz}^{(2)} \hat{I}_z^{(2)} + \frac{1}{2} A_{ani}^{(1)} (\hat{I}_+^{(1)} e^{-i\phi_1} + \hat{I}_-^{(1)} e^{i\phi_1}) + \frac{1}{2} A_{ani}^{(2)} (\hat{I}_+^{(2)} e^{-i\phi_2} + \hat{I}_-^{(2)} e^{i\phi_2}), \quad (5)$$

where $A_{ani}^{(i)} = (A_{zx}^{(i)2} + A_{zy}^{(i)2})^{1/2}$ [33]. In order to improve readability through an easier-to-follow protocol, we only consider isotropic coupling in the hyperfine interaction for each nuclear spin ($A_{ani}^{(i)} = 0$). Moreover, we choose ^{13}C with isotropic coupling of few MHz [34] ($A_{zz}^{(1)} = 12.45$ MHz, $A_{zz}^{(2)} = 2.28$ MHz), for which $A_{zz}^{(i)} \gg \gamma_c B_x, \gamma_c B_z$. We can finally write the Hamiltonian in the $m_s = +1$ manifold as

$$H^{m_s=+1} = (D + \gamma_e B_z) + A_{zz}^{(1)} \hat{I}_z^{(1)} + A_{zz}^{(2)} \hat{I}_z^{(2)}. \quad (6)$$

We remark that considering the full Hamiltonian in Eq. (5) does not change our main conclusions, neither the performance of the protocol. For more details see Appendix A. Furthermore, control of nuclear spins using the anisotropic hyperfine coupling have been implemented in single crystal of irradiated malonic acid [35, 36].

In the next section we seek for a subspace in the $m_s = 0$ manifold where states are well isolated from magnetic noise.

III. DECOHERENCE-FREE SUBSPACE

Quantum registers implemented with ^{13}C nuclear spins in diamond are subjected to an intrinsic decoherence arising from magnetic noise [20, 37, 38]. The coherence time of these registers can be improved by active techniques like error-correction or decoupling pulses, but also by passive isolation. The latter, can be worked out in the framework of a Decoherence-Free Subspace (DFS) [39]. DFS have been already implemented for hybrid systems given by an NV^- electron spin and one [23] or two [22] ^{13}C nuclear spins. Here, we look for a logic qubit given by two states that are well separated from the rest and exhibit a flat energy distribution in terms of the external magnetic field. Firstly, we find the eigenstates of the Hamiltonian for the $m_s = 0$ manifold, which are given by

$$|\psi_i\rangle = \frac{1}{\sqrt{2}}(\alpha_i + \beta_i)|\downarrow\downarrow\rangle + \frac{1}{\sqrt{2}}(\alpha_i - \beta_i)|\uparrow\uparrow\rangle + \frac{\xi_i}{\sqrt{2}}(|\downarrow\uparrow\rangle + |\uparrow\downarrow\rangle), \quad (7)$$

$$|\psi_2\rangle = \frac{1}{\sqrt{2}}(|\downarrow\uparrow\rangle - |\uparrow\downarrow\rangle), \quad (8)$$

where $i = 1, 3, 4$ and the coefficients are

$$\begin{aligned}\alpha_i &= -\frac{2B_x\gamma_c(d_{12} + 2E_i)}{\sqrt{d_i}}, \\ \beta_i &= \frac{4B_xB_z\gamma_c^2}{\sqrt{d_i}}, \\ \xi_i &= \frac{4\gamma_c^2B_z^2 - (d_{12} + 2E_i)^2}{\sqrt{d_i}},\end{aligned}\quad (9)$$

with

$$\begin{aligned}d_i &= (d_{12} + 2E_i)^4 + 4\gamma_n^2(B_x^2 - 2B_z^2)(d_{12} + 2E_i)^2 \\ &\quad + 16B_z^2\gamma_n^4(B_x^2 + B_z^2).\end{aligned}\quad (10)$$

The corresponding eigenvalues are: $E_1 = 2\sqrt{Q}\cos(\theta/3)$, $E_2 = 0$, $E_3 = 2\sqrt{Q}\cos((\theta + 4\pi)/3)$ and $E_4 = 2\sqrt{Q}\cos((\theta + 2\pi)/3)$, with $\cos(\theta) = R/\sqrt{Q^3}$, $Q = (3d_{12}^2 + 4\gamma_c^2(B_x^2 + B_z^2))/12$ and $R = (d_{12}^3 + 2d_{12}\gamma_c^2(B_x^2 - 2B_z^2))/8$.

It is important to notice that the eigenvalue E_2 has zero energy, while the corresponding eigenstate ($|\psi_2\rangle$) is a maximally entangled state (Bell state). Maximally entangled eigenstates with zero eigenvalue are exceptional for quantum information, since they are robust to random fluctuations in magnetic fields that originates dephasing noise. Preparation of such states have been already proposed for ultracold atoms [40] and cavity QED lattice [41]. Here, the ancilla spin (NV^-) that is used for control and readout, it is also well isolated from external magnetic noise as being in the $m_s = 0$ state. Therefore, our logic qubit will be given by the two ^{13}C nuclear spins, with logic states

$$|0_L\rangle = |\psi_2\rangle, \quad (11)$$

$$|1_L\rangle = |\psi_3\rangle. \quad (12)$$

The eigenstate $|\psi_3\rangle$ is close to $|\psi_2\rangle$ while being far away from the other two eigenstates, and it is also robust against variations in the magnetic fields B_x and B_z as shown in Fig. 3-(c) and -(d), respectively. Furthermore, by setting $\theta = \pi/2$ ($R = 0$), the magnetic fields can be tuned to $B_z = \sqrt{d_{12}^2 + 2\gamma_c^2B_x^2}/2\gamma_c$ for which the corresponding eigenvalue $E_3 = 0$ and the two logic states become degenerated.

To illustrate the mitigation of decoherence due to the DFS, we consider transverse relaxation of the NV^- and the two ^{13}C . The characteristic time T_2^* for the NV^- is around few microseconds [10, 42], while for the ^{13}C is hundreds of microseconds [20]. Hereafter, we set $T_2^* = 7\ \mu\text{s}$, $T_{2n_1}^* = 500\ \mu\text{s}$ and $T_{2n_2}^* = 700\ \mu\text{s}$. This relaxation process is modeled through a markovian master equation given by

$$\begin{aligned}\frac{d\rho(t)}{dt} &= -i[H^{m_s}, \rho] + (1/T_2^*) (2S_z\rho S_z - S_z^2\rho - \rho S_z^2) \\ &\quad + \mathcal{L}_I,\end{aligned}\quad (13)$$

where $\mathcal{L}_I = \sum_{i=1}^2 (1/T_{2n_i}^*) (2I_z^{(i)}\rho I_z^{(i)} - I_z^{(i)2}\rho - \rho I_z^{(i)2})$ considers independent reservoirs, and $\mathcal{L}_I = (1/T_{2n}^*) (2\mathbb{I}_z\rho\mathbb{I}_z - \mathbb{I}_z^2\rho - \rho\mathbb{I}_z^2)$ considers a common reservoir, with $\mathbb{I}_z = I_z^{(1)} + I_z^{(2)}$ and $T_{2n}^* = 500\ \mu\text{s}$. In Fig. 2 we show the Bloch vector length $(\langle\sigma_x\rangle^2 + \langle\sigma_y\rangle^2 + \langle\sigma_z\rangle^2)^{1/2}$ as a function of time for different preparation of the logic qubit $\{|0_L\rangle, |1_L\rangle\}$. For comparison, we consider another logic qubit $\{|\downarrow\downarrow\rangle, |\uparrow\uparrow\rangle\}$ that is out of the DFS. We remark that the qubit encoded in the DFS leads to decreased dephasing, therefore, yielding enhancement in coherence time. Furthermore, we observe that a common reservoir improves dephasing for the qubit encoded in DFS, while it increases (deteriorates) dephasing for the other qubit.

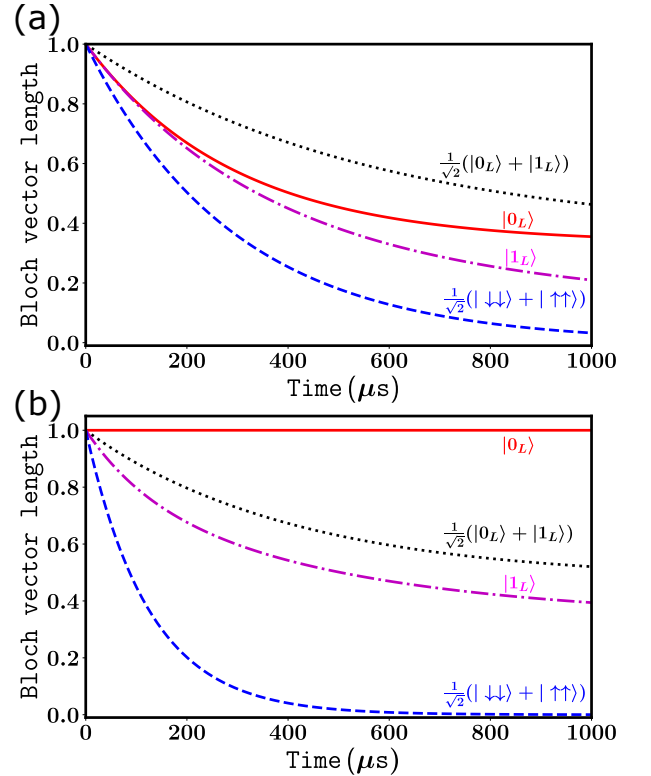


FIG. 2. Bloch vector length as a function of time for a transverse relaxation process with (a) independent reservoir, (b) common reservoir. We observe that encoding information in the quantum register provides an advantage over states outside the DFS.

We have proved that encoding information in DFS through a quantum register (logical qubit $\{|0_L\rangle, |1_L\rangle\}$) provides an advantage over a qubit outside the DFS. The remaining challenge is to prepare and control it. In what follows, we will focus on preparing the system in the DFS and performing spin-flip operation on the logic qubit.

A. Accessing the Decoherence-free subspace

To begin with, we remark that the Hamiltonian for the $m_s = +1$ manifold in Eq (6) is diagonal in the bare basis with eigenstates: $|\psi_5\rangle = |\downarrow\downarrow\rangle$, $|\psi_6\rangle = |\downarrow\uparrow\rangle$, $|\psi_7\rangle = |\uparrow\downarrow\rangle$, $|\psi_8\rangle = |\uparrow\uparrow\rangle$. Moreover, we consider two driving fields upon NV⁻ given by $\sqrt{2}\Omega_p \cos(\omega_p t)S_x$ and $\sqrt{2}\Omega_s \cos(\omega_s t)S_x$, with $\Omega_p(t) = \Omega_0 \exp(-(t - t_d/2)^2/2\sigma^2)$ and $\Omega_s(t) = \Omega_0 \exp(-(t + t_d/2)^2/2\sigma^2)$. Ω_0 is the Rabi frequency, t_d is the delay between pulses, and σ is the width of the Gaussian. The total Hamiltonian ($\{m_s = 0, m_s = +1\}$) in a multi-rotating frame reads

$$\begin{aligned} \hat{H} = & \delta\hat{\sigma}_{22} + E_3\hat{\sigma}_{33} + E_4\hat{\sigma}_{44} + \Delta_3\hat{\sigma}_{55} \\ & + \Delta_1\hat{\sigma}_{66} + \Delta_4\hat{\sigma}_{77} + \Delta_5\hat{\sigma}_{88} \\ & + \frac{\Omega_p(t)}{2}(\chi_{51}\hat{\sigma}_{51} + \chi_{61}\hat{\sigma}_{61} + \chi_{71}\hat{\sigma}_{71} + \chi_{81}\hat{\sigma}_{81}) \\ & + \frac{\Omega_s(t)}{2}(\chi_{62}\hat{\sigma}_{62} + \chi_{72}\hat{\sigma}_{72}), \end{aligned} \quad (14)$$

where $\delta = \Delta_1 - \Delta_2$ corresponds to the two-photon detuning and $\Delta_1 = E_6 - E_1 - \omega_p$, $\Delta_2 = E_6 - E_2 - \omega_s$, $\Delta_3 = E_5 - E_1 - \omega_p$, $\Delta_4 = E_7 - E_1 - \omega_p$, $\Delta_5 = E_8 - E_1 - \omega_p$ are one-photon detuning. $\omega_{p(s)}$ are the frequencies of the driving fields, $\sigma_{ij} = |\psi_i\rangle\langle\psi_j|$ with $|\psi_i\rangle$ the eigenstates ($i = 1 \dots 8$), and the coefficients are $\chi_{ij} = \langle\psi_i|\hat{V}|\psi_j\rangle$, with $\hat{V} = |1\rangle\langle 0| + |1\rangle\langle 0|$.

Hereafter, we consider the transverse relaxation process for independent reservoirs given in Eq. (13). Our first goal is to prepare the system in a maximally entangled eigenstate $|\psi_2\rangle$ via microwave pulses, harnessing the hyperfine coupling between the NV⁻ and ¹³C nuclear spins. In Fig. 3 (a) we show the energy levels of relevant states (initial $|\psi_1\rangle$, target $|\psi_2\rangle$ and intermediate $|\psi_6\rangle$) used in our protocol. Firstly, we initialize the system in the state $|0\uparrow\uparrow\rangle$. Polarization of the NV⁻ and multiples nuclear spins have been successfully addressed [16, 19, 43]. We find that the eigenstate $|\psi_1\rangle$ is closely projected to $|0\uparrow\uparrow\rangle$ by appropriately choosing the external magnetic fields, see Fig. 3 (b). The population transfer to state $|\psi_2\rangle$ is performed via the intermediate state $|\psi_6\rangle$ ($|\psi_1\rangle \rightarrow |\psi_6\rangle \rightarrow |\psi_2\rangle$). At this stage, different protocols for population transfer fail, due to the weak perpendicular component of the magnetic field B_x that prevents nuclear spin-flip. Therefore, we adiabatically increase the magnetic field up to $B_x = 100$ G, see Fig. 3 (c), leaving B_z constant. Next, we consider an intuitive pulse sequence, as detailed in Appendix B, that transfers population to state $|\psi_6\rangle$ and then to state $|\psi_2\rangle$. This process, which takes around 30 μ s, only reaches a small fidelity ($F = \text{Tr}[\rho|\psi_2\rangle\langle\psi_2|]$) of 52%. This fidelity is strongly limited by the dephasing rate of the NV⁻ electron spin, and it deteriorates as the population in the excited state ($|\psi_6\rangle$) increases. In order to overcome this drawback we consider the *Stimulated Raman Adiabatic Passage* (STIRAP) [28–31], which adiabatically transfers population from state $|\psi_1\rangle$ to $|\psi_2\rangle$ without increasing the population

in state $|\psi_6\rangle$. In this way, we decrease decoherence and gain in selectivity, avoiding cross talk with other excited states. Nevertheless, in this configuration of magnetic fields STIRAP underperforms because of the small component of $|0\downarrow\uparrow\rangle$ in state $|\psi_1\rangle$ (Appendix B). Henceforth, we apply a second adiabatic evolution (Fig. 3 (d)) where the magnetic field B_z is decreased down to 5 G while B_x remains constant (100 G). This evolution drives state $|\psi_1\rangle$ towards a more balanced contribution of all bare states (Fig. 3 (e)), enabling STIRAP. We remind that the components of the target state $|\psi_2\rangle$ do not depend on the external magnetic field. We now apply the STIRAP sequence, as illustrate in Fig. 3 (f). We observe that population transfer improves, reaching a fidelity of $F = 87.4\%$. To account for the total time, we consider the overall adiabatic evolution time ($\approx 20 \mu$ s) plus the STIRAP time ($\approx 30 \mu$ s), that yields a total time of 50 μ s. Note that we do not consider here dead time for initialization.

To conclude, we are able to prepare a Bell's state ($|\psi_2\rangle$), which is one of the states of our decoherence-free quantum register, in an all-microwave setup by manipulating nominal non-nuclear-spin-preserving transitions ($|\psi_1\rangle \rightarrow |\psi_6\rangle$). This is possible due to the dipolar interaction and the magnetic field B_x that set a different quantization axis in $m_s = 0$ with respect to $m_s = +1$ manifold. In this way, we avoid the much slower process of using radiofrequency (rf) to control nuclear spins transitions, which is limited by the small gyromagnetic ratio $\gamma_c/2\pi = 1.07$ kHz/G, that is three order of magnitude smaller than that for the electron spin. For instance, preparation of Bell-like states have been recently achieved combining phase-controlled rf interleaved with electron spin dynamical decoupling with gate time ranging from hundreds to thousands of microseconds [19], in contrast to the expected fifty microseconds reported here.

B. Performing spin-flip operation on logic qubit

Manipulating states that belong to a DFS is a difficult task, that is hindered by the control sequence itself. The available control pulses at hand or even imperfect fidelity of the control sequence may take the encoded information out of the DFS. Towards logic operations that hold the information in the DFS, a universal set of logical manipulations based on decoupling pulses and exploiting symmetries have been proposed [44, 45]. Nevertheless, in this work we follow a different approach that harnesses the selectivity of the STIRAP sequence to avoid unwanted cross talk to other states. We consider a Λ -configuration $\{|0_L\rangle, |1_L\rangle, |\psi_6\rangle\}$ and by applying resonant pulses $\Omega_p(t)$ and $\Omega_s(t)$ for driving transitions $|0_L\rangle \leftrightarrow |\psi_6\rangle$ and $|1_L\rangle \leftrightarrow |\psi_6\rangle$, respectively, we are able to perform a spin-flip operation on the logic qubit. In order to maximize the fidelity, we first adiabatically increase the magnetic field B_z up to 70 G, which makes the logic states nearly degenerated.

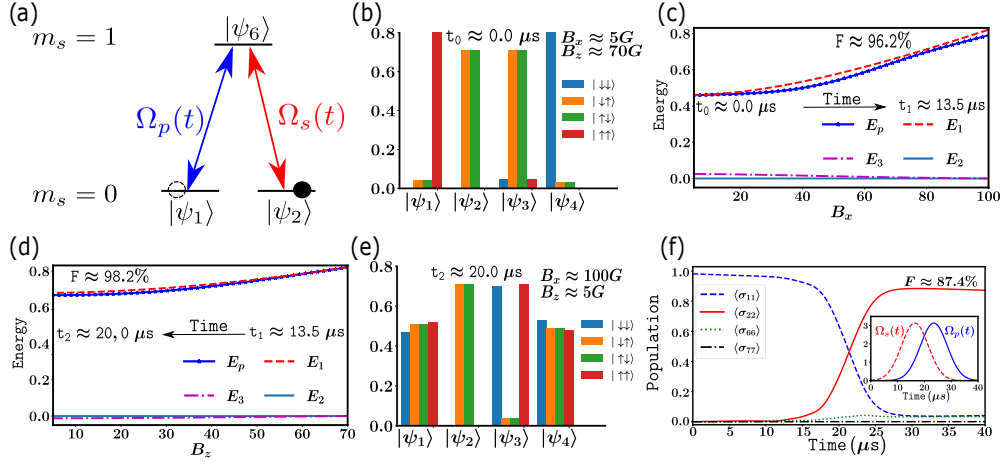


FIG. 3. Preparation of the system in the decoherence-free subspace. (a) Energy levels of relevant states. (b) Probability amplitude of each eigenstate at $t = 0$. The state $|\psi_1\rangle$ is projected to $|0\uparrow\uparrow\rangle$. (c) Adiabatic evolution of the state $|\psi_1\rangle$, as shown by the mean energy $E_p = \text{Tr}[\rho(t)H^{m_s=0}]$, varying $B_x(t) = \epsilon_x t + B_{x0}$, with $\epsilon_x = 7 \text{ G}/\mu\text{s}$ and $B_{x0} = 5 \text{ G}$, while the B_z remains constant at $B_z = 70 \text{ G}$. (d) Subsequent adiabatic evolution of the eigenstate $|\psi_1\rangle$ after evolution in (c), varying $B_z(t) = \epsilon_z t + B_{z0}$, with $\epsilon_z = -10 \text{ G}/\mu\text{s}$ and $B_{z0} = 70 \text{ G}$, while the component $B_x = 100 \text{ G}$ remains constant. The overall time is $t = 20.0 \mu\text{s}$ [46]. (e) Probability amplitude for each eigenstate after the second adiabatic evolution in (d), note that $|\psi_1\rangle$ has a balanced contribution of all bare states. With this configuration we reach the highest fidelity to prepare the $|\psi_2\rangle$. (f) Population transfer via STIRAP of the state $|\psi_1\rangle$ to $|\psi_2\rangle$ with fidelity 87.4%. $\sigma = 5 \mu\text{s}$, $\Omega_0/2\pi = 0.5 \text{ MHz}$. The Inset shows the pulse sequence; Stokes pulse (Ω_s) precedes the pump pulse (Ω_p).

In Fig. 4 we show the population transfer (spin-flip operation) from $|0_L\rangle$ to $|1_L\rangle$ achieving a fidelity of 90.6%. This high fidelity results from the negligible population in states that belongs to the $m_s = +1$ manifold, e.g. $|\psi_6\rangle$ and $|\psi_7\rangle$. We remark that we are not using dynamical decoupling or pulse shaping, which could improve further our gate. The operation in the opposite direction ($|1_L\rangle \rightarrow |0_L\rangle$) can be also attained via STIRAP by interchanging the pulse order, yielding the same fidelity. Moreover, one can distinguish between opposite directions upon the logic qubit gate by leaving the pulse order fixed. On the one hand, when the first pulse acts on the state with no occupation, which creates the dark state that STIRAP relies on (see Fig. 4), no excitation reaches the $m_s = +1$ manifold. On the other hand, when the first pulse triggers the transition with full occupation, which is known as b-STIRAP [47], a small excitation reaches $m_s = +1$. By applying a green laser during each sequence, fluorescence will allow to distinguish the STIRAP path (higher fluorescence) from the b-STIRAP path (lower fluorescence). We note that the green laser induces depolarization in the $m_s = 0$ manifold [26, 33], which must be considered for applications.

IV. CONTROLLING A SINGLE ^{13}C REGISTER

In this section we focus on controlling a single ^{13}C nuclear spin that is hyperfine coupled to an NV^- . In a previous work [26], the authors proposed the STIRAP sequence to coherently control the ^{13}C . However, such control relied on the anisotropy of the hyperfine coupling,

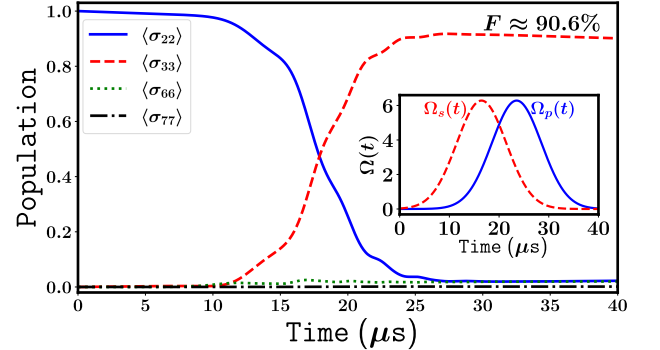


FIG. 4. Population transfer via STIRAP of the state $|\psi_2\rangle$ to $|\psi_3\rangle$ with 90.6% fidelity. $\sigma = 5 \mu\text{s}$, $\Omega_0/2\pi = 1 \text{ MHz}$, $B_x = 100 \text{ G}$ and $B_z \approx 70 \text{ G}$. The panel above shows the STIRAP pulse sequence; Stokes pulse (Ω_s) precedes the pump pulse (Ω_p).

which varies among different samples. Towards a universal protocol, we replace here the anisotropy ($A_{ani} = 0$) by a magnetic field (B_x) that is perpendicular to the NV^- quantization axis, such that when the electron spin is in the state $m_s = 0$ the quantization axis for the nuclear spin will follow the magnetic field. This means that the eigenstates in the submanifold $m_s = 0$ will be mixed (see Eqs. (16)-(17)), which enables non-nuclear-spin-preserving transitions (non-NSPT). When the electron spin is in state $m_s = +1$, we neglect $\gamma_c B_x$ since it is much smaller than the hyperfine coupling ($A_{zz} \approx 1.07 \text{ MHz}$). Therefore, the quantization axis for the nuclear spin will be given by A_{zz} , which means that the eigenstates in the

$m_s = +1$ submanifold are not mixed (see Eqs. (18)-(19)). For this bi-partite system, the Hamiltonian reduces to

$$H = DS_z^2 + \gamma_e B_z S_z + \gamma_n B_z I_z + \frac{1}{2} \gamma_n B_x (I_+ + I_-) + A_{zz} S_z I_z. \quad (15)$$

For convenience, we restrict our analysis to the $\{m_s = 0, m_s = +1\}$ manifold. The eigenstates of the above Hamiltonian are,

$$|\phi_1\rangle = \cos(\theta)|0\uparrow\rangle + \sin(\theta)|0\downarrow\rangle, \quad (16)$$

$$|\phi_2\rangle = \sin(\theta)|0\uparrow\rangle - \cos(\theta)|0\downarrow\rangle, \quad (17)$$

$$|\phi_3\rangle = |1\uparrow\rangle, \quad (18)$$

$$|\phi_4\rangle = |1\downarrow\rangle. \quad (19)$$

The mixing angle is defined through $\tan(\theta) = B_x/(B + B_z)$, with $B = \sqrt{B_x^2 + B_z^2}$. We remark that θ allows us to control the strength of non-NSPT. For instance, in the absence of the perpendicular magnetic field ($\theta = 0$), non-NSPT are forbidden under microwave (MW) pulses, see dashed lines in Fig. 5 (a). However, with a balanced mixing of the states in $m_s = 0$, $\theta \approx 0.74$ rad with $B_x = 100$ G and $B_z = 10$ G, we can set the Λ -configuration shown in Fig. 5 (b). This Λ -system enables fast coherent control over the nuclear spin [26, 27], via selective electron spin transitions that are driven by MW pulses.

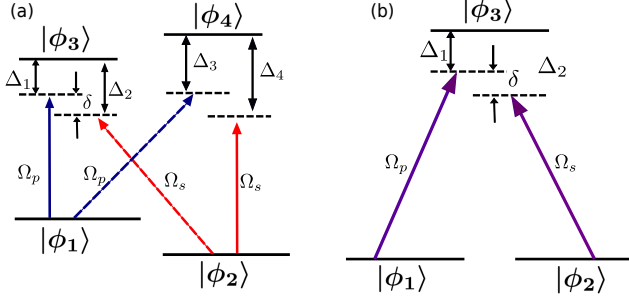


FIG. 5. (a) Bi-partite system given by an NV^- electronic spin hyperfine coupled to a nearby ^{13}C nuclear spin. It shows all the possible transitions through the pump (blue) and stoke (red) fields and they are adjusted in such a way that the state $|\phi_4\rangle$ is not reached to excite and reduce it to a system of three levels. (b) Effective Λ -system driven by a pump and Stokes microwave pulses.

We now write the total Hamiltonian in the eigenstate basis $\{|\phi_1\rangle, |\phi_2\rangle, |\phi_3\rangle, |\phi_4\rangle\}$ and in a multi-rotating frame, see Appendix C, such that

$$\begin{aligned} \tilde{H} = & \delta\sigma_{22} + \Delta_3\sigma_{33} + \Delta_4\sigma_{44} \\ & + \frac{\Omega_p(t)}{2} (\cos(\theta)\sigma_{31} + \sin(\theta)\sigma_{41} + h.c) \\ & + \frac{\Omega_s(t)}{2} (\sin(\theta)\sigma_{32} - \cos(\theta)\sigma_{42} + h.c) \end{aligned} \quad (20)$$

where $\Delta_2 = (E_3 - E_2 - \omega_s)$, $\Delta_3 = E_3 - E_1 - \omega_p$ and $\Delta_4 = E_4 - E_1 - \omega_p$ are the one-photon detunings, and $\delta =$

$\Delta_3 - \Delta_2$ is the two-photon detuning, as shown in Fig. 5 (a). For completeness, we include in our calculations the state $|\phi_4\rangle$. However, we shall see that the population in this state is negligible during the pulse sequence, which support our choice of Λ -system in Fig. 5 (b). We set resonant driven fields $\omega_p = E_3 - E_1$ and $\omega_s = E_3 - E_2$, that yields $\Delta_2 = \Delta_3 = \delta = 0$.

The population transfer is strongly limited by selectivity and decoherence. The former, imposes a constraint on the Rabi frequency due to power broadening, which limits the control speed. We choose MW pulses as Gaussian fields, $\Omega_p(t) = \Omega_{13} \exp(-(t - t_d/2)^2/2\sigma^2)$ and $\Omega_s(t) = \Omega_{23} \exp(-(t + t_d/2)^2/2\sigma^2)$, and numerically found that for $\Omega_{13} = \Omega_{23} = \Omega_0$ and $\Omega_0/2\pi = 0.5$ MHz all transitions can be selectively addressed. The latter, requires control time bellow the coherence time, and the transverse relaxation process is modeled by the master equation in Eq. (13) for a single ^{13}C . To overcome these limitations, STIRAP improves selective and fast coherent population transfer by properly setting the MW fields. Moreover, quantum interference prevents population in states that experiences high decoherence. In what follows, we focus on transferring population from an initially polarized state $|\phi(0)\rangle = |\phi_1\rangle$ to $|\phi_2\rangle$ via STIRAP. To achieve maximum fidelity the time delay is set to $t_d = \sqrt{2}\sigma$. In Fig. 6 we show the time evolution of the populations ($\langle\sigma_{ii}\rangle = \text{Tr}[\rho(t)|\phi_i\rangle\langle\phi_i|]$) in all states when applying the STIRAP sequence. One can observe that our protocol is suitable for transferring population in an all-microwave setup, reaching a fidelity of 96% in 30 μs . Furthermore, the off-axis magnetic field allows us to set a universal protocol that does not rely on the anisotropy of the hyperfine coupling, generalizing the results in Ref. 26. Our protocol takes advantage of the faster electron spin transition to polarize the nuclear spin via non-nuclear-spin-preserving transitions. The expected control time is up to two orders of magnitude shorter than those using rf fields to control individual nuclear spins [11, 19].

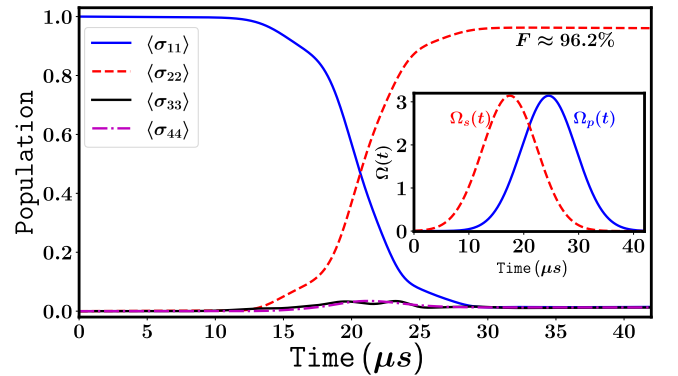


FIG. 6. Population transfer from the state $|\phi_1\rangle$ to $|\phi_2\rangle$ with 96% fidelity. The parameters are $\sigma = 9 \mu\text{s}$, $\Omega_0/2\pi = 0.5$ MHz, $B_x = 100$ G, $B_z = 10$ G, $T_2^* = 7 \mu\text{s}$ and $T_{2n}^* = 500 \mu\text{s}$.

V. CONCLUSIONS

In summary, we have proposed a quantum register that lies in a decoherence-free subspace to be implemented in color centers in diamond. By fixing the NV⁻ electron spin in the state $m_s = 0$, we prepared the two logic states of the register with two nearby ^{13}C nuclear spins. We remark that one of these logic states is the singlet state. Furthermore, by tuning an off-axis magnetic field we enabled non-nuclear-spin-preserving transitions that we used for preparing the singlet state through Stimulating Raman Adiabatic Passage, yielding an improvement in time up to two orders of magnitude smaller than protocols based on rf fields. We also used this sequence to manipulate the quantum register and an individual nuclear spin.

VI. ACKNOWLEDGMENTS

We thank J. R. Maze for encouraging discussions. FJG acknowledges support from Universidad Mayor through the Doctoral fellowship. RC acknowledges support from Fondecyt Iniciación No. 11180143.

Appendix A: General Hamiltonian for $m_s = +1$

In the main text we simplified the Hamiltonian in the $m_s = +1$ manifold, yielding a simpler Hamiltonian in Eq.(6). Nevertheless, in this section we study the general case in Eq.(5),

$$\hat{H}_{m_s=1} = \omega_e + \omega_{1z}\hat{I}_z^{(1)} + \omega_{2z}\hat{I}_z^{(2)} + \omega_{1x}\hat{I}_+^{(1)} + \omega_{1x}^*\hat{I}_-^{(1)} + \omega_{2x}\hat{I}_+^{(2)} + \omega_{2x}^*\hat{I}_-^{(2)}, \quad (\text{A1})$$

where we explicitly write $\hat{I}_x = (\hat{I}_+ + \hat{I}_-)/2$ and

$$\begin{aligned} \omega_e &= D + \gamma_e B_z, \\ \omega_{1z} &= \gamma_n B_z + A_{zz}^{(1)}, \\ \omega_{2z} &= \gamma_n B_z + A_{zz}^{(2)}, \\ \omega_{1x} &= \frac{1}{2} \left(\gamma_n B_x + A_{ani}^{(1)} e^{-i\phi_1} \right), \\ \omega_{2x} &= \frac{1}{2} \left(\gamma_n B_x + A_{ani}^{(2)} e^{-i\phi_2} \right). \end{aligned} \quad (\text{A2})$$

For simplicity, we set $\phi_1 = \phi_2 = 0$, leading to $\omega_{1x}^* = \omega_{1x}$ and $\omega_{2x} = \omega_{2x}^*$. We now use the bare basis $\{|\downarrow\downarrow\rangle, |\downarrow\uparrow\rangle, |\uparrow\downarrow\rangle, |\uparrow\uparrow\rangle\}$ to write the Hamiltonian in a matrix form,

$$\hat{H}^{m_s=+1} = \begin{pmatrix} \omega_e - \frac{1}{2}(\omega_{1z} + \omega_{2z}) & \omega_{2x} & \omega_{1x} & 0 \\ \omega_{2x} & \omega_e - \frac{1}{2}(\omega_{1z} - \omega_{2z}) & 0 & \omega_{1x} \\ \omega_{1x} & 0 & \omega_e + \frac{1}{2}(\omega_{1z} - \omega_{2z}) & \omega_{2x} \\ 0 & \omega_{1x} & \omega_{2x} & \omega_e + \frac{1}{2}(\omega_{1z} + \omega_{2z}) \end{pmatrix}. \quad (\text{A3})$$

TABLE I. Hyperfine couplings and characteristic time (T_2^*) used in our simulations.

nuclei	A_{zz} (MHz)	A_{ani} (MHz)	T_{2n}^* (μs)
$^{13}\text{C}_1$	12.45	1.16	500
$^{13}\text{C}_2$	2.28	0.24	700

The parameters for the hyperfine couplings are taken from [34], and shown in Table I. Other parameters are $\gamma_e/2\pi = 2.8$ MHz, $\gamma_n/2\pi = 1.07$ kHz, $D/2\pi = 2.87$ GHz, $B_z = 5$ G y $B_x = 100$ G, we carry out STIRAP sequence in Fig. 3 (f) ($|\psi_1\rangle \rightarrow |\psi_6\rangle \rightarrow |\psi_2\rangle$) and obtain the same fidelity of 87.4%.

Appendix B: Intuitive pulse sequence to prepare the entangled state

In this Section we provide more details about the intuitive pulse sequence mentioned in Section III A to prepare

the state $|\psi_2\rangle$. First, we consider the θ introduced below Eq. (10) through $\cos(\theta) = R/\sqrt{Q^2}$, with $Q = (3d_{12}^2 + 4\gamma_c^2(B_x^2 + B_z^2))/12$ and $R = (d_{12}^3 + 2d_{12}\gamma_c^2(B_x^2 - 2B_z^2))/8$. By setting $\theta = \pi/2$, we obtain the following relation between the magnetic fields,

$$B_z = \frac{1}{2\gamma_c} \sqrt{d_{12}^2 + 2\gamma_c^2 B_x^2}. \quad (\text{B1})$$

We now replace $B_x = 100$ G and $d_{12} = 4$ kHz, that yields $B_z \approx 70$ G. This configuration of magnetic fields results in state $|\psi_3\rangle$ having zero eigenvalue. The probability amplitude for the components of the eigenstates are depicted in Fig. 7 (a). The intuitive sequence consist in two Gaussian pulses where width and delay have been optimized to increase the fidelity of the population transfer from state $|\psi_1\rangle$ to $|\psi_2\rangle$. The process takes around $30\mu\text{s}$ with a small fidelity of 52%, which is strongly affected by the transversal relaxation of the electron spin, see Fig. 7 (b). For this reason we use STIRAP instead, which provides better fidelity.

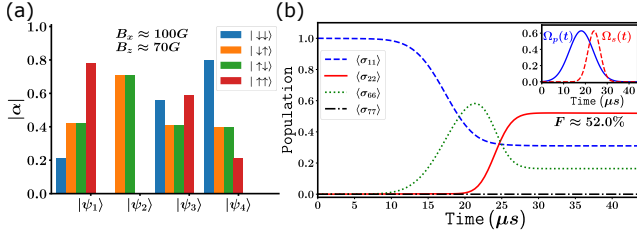


FIG. 7. (a) Coefficients for the eigenstates with $B_x = 100$ G and $B_z = 70$ G. (b) Population transfer using an intuitive pulse sequence (inset) with 52% success. $\sigma_p = 5.5\mu s$, $\sigma_s = 2.8\mu s$, $\Omega_0/2\pi = 0.1$ MHz ensures no population in other excited states.

Appendix C: Single ^{13}C Hamiltonian and Multi-Rotating Frame

The total Hamiltonian can be written as $H_t = H + H_i$, where

$$H = DS_z^2 + \gamma_e B_z S_z + \gamma_n B_z I_z + \frac{1}{2} \gamma_n B_x (I_+ + I_-) + A_{zz} S_z I_z, \quad (\text{C1})$$

and

$$H_i = \sqrt{2} \Omega_p \cos(\omega_p t) S_x + \sqrt{2} \Omega_s \cos(\omega_s t) S_x, \quad (\text{C2})$$

with Ω_i and ω_i the Rabi frequency and MW field frequency, respectively. S_x is the electron spin-1 opera-

tor. The eigenvalues and eigenstates of the Hamiltonian H (C1) are given by,

$$E_1 = \frac{1}{2} \gamma_e B, \quad (\text{C3})$$

$$E_2 = -\frac{1}{2} \gamma_e B, \quad (\text{C4})$$

$$E_3 = D + \gamma_e B_z + \frac{1}{2} \sqrt{(\gamma_n B_x)^2 + (A_{zz} + \gamma_c B_z)^2}, \quad (\text{C5})$$

$$E_4 = D + \gamma_e B_z - \frac{1}{2} \sqrt{(\gamma_n B_x)^2 + (A_{zz} + \gamma_c B_z)^2}, \quad (\text{C6})$$

$$E_5 = D - \gamma_e B_z + \frac{1}{2} \sqrt{(\gamma_n B_x)^2 + (A_{zz} + \gamma_c B_z)^2}, \quad (\text{C7})$$

$$E_6 = D - \gamma_e B_z - \frac{1}{2} \sqrt{(\gamma_n B_x)^2 + (A_{zz} + \gamma_c B_z)^2}, \quad (\text{C8})$$

$$|\phi_1\rangle = \cos(\theta)|0\uparrow\rangle + \sin(\theta)|0\downarrow\rangle, \quad (\text{C9})$$

$$|\phi_2\rangle = \sin(\theta)|0\uparrow\rangle - \cos(\theta)|0\downarrow\rangle, \quad (\text{C10})$$

$$|\phi_3\rangle = | +1\uparrow\rangle, \quad (\text{C11})$$

$$|\phi_4\rangle = | +1\downarrow\rangle, \quad (\text{C12})$$

$$|\phi_5\rangle = | -1\uparrow\rangle, \quad (\text{C13})$$

$$|\phi_6\rangle = | -1\downarrow\rangle, \quad (\text{C14})$$

with $B = \sqrt{B_z^2 + B_x^2}$ and $\tan(\theta) = B_x/(B + B_z)$. For the eigenstates, we have neglected the contribution of $\gamma_c B_x$ in the subspace $\{m = \pm 1\}$, given that $A_{zz} \gg \gamma_c B_x$. We now transform the total Hamiltonian in the eigenstate basis as

$$H_t = \begin{pmatrix} E_1 & 0 & \cos(\theta)\Omega(t) & \sin(\theta)\Omega(t) & \cos(\theta)\Omega(t) & \sin(\theta)\Omega(t) \\ 0 & E_2 & \sin(\theta)\Omega(t) & -\cos(\theta)\Omega(t) & \sin(\theta)\Omega(t) & -\cos(\theta)\Omega(t) \\ \cos(\theta)\Omega(t) & \sin(\theta)\Omega(t) & E_3 & 0 & 0 & 0 \\ \sin(\theta)\Omega(t) & -\cos(\theta)\Omega(t) & 0 & E_4 & 0 & 0 \\ \cos(\theta)\Omega(t) & \sin(\theta)\Omega(t) & 0 & 0 & E_5 & 0 \\ \sin(\theta)\Omega(t) & -\cos(\theta)\Omega(t) & 0 & 0 & 0 & E_6 \end{pmatrix}, \quad (\text{C15})$$

where $\Omega(t) = (\Omega_p \cos(\omega_p t) + \Omega_s \cos(\omega_s t))$. The desired Hamiltonian in the $\{m_s = +1, m_s = 0\}$ manifold is obtained by truncating this matrix,

$$H_t = \begin{pmatrix} E_1 & 0 & \cos(\theta)\Omega(t) & \sin(\theta)\Omega(t) \\ 0 & E_2 & \sin(\theta)\Omega(t) & -\cos(\theta)\Omega(t) \\ \cos(\theta)\Omega(t) & \sin(\theta)\Omega(t) & E_3 & 0 \\ \sin(\theta)\Omega(t) & -\cos(\theta)\Omega(t) & 0 & E_4 \end{pmatrix}. \quad (\text{C16})$$

The above Hamiltonian is written in a multi-rotating frame defined by the unitary operator $U = \exp[-iVt]$, where $V = E_1\sigma_{11} + (E_1 + \omega_p - \omega_s)\sigma_{22} + (E_1 + \omega_p)(\sigma_{33} +$

σ_{44}), such that after neglecting the oscillating terms the new Hamiltonian reads

$$\tilde{H} = \delta\sigma_{22} + \Delta_3\sigma_{33} + \Delta_4\sigma_{44} + \frac{\Omega_p(t)}{2}(\cos(\theta)\sigma_{13} + \sin(\theta)\sigma_{14}) + \frac{\Omega_s(t)}{2}(\sin(\theta)\sigma_{23} - \cos(\theta)\sigma_{24}) + h.c., \quad (\text{C17})$$

with $\delta = \Delta_3 - \Delta_2$, $\Delta_2 = (E_3 - E_2 - \omega_s)$, $\Delta_3 = E_3 - E_1 - \omega_p$ and $\Delta_4 = E_4 - E_1 - \omega_p$.

-
- [1] C. L. Degen, F. Reinhard, and P. Cappellaro, “Quantum sensing,” *Rev. Mod. Phys.* **89**, 035002 (2017).
- [2] Gopalakrishnan Balasubramanian, I. Y. Chan, Roman Kolesov, Mohannad Al-Hmoud, Julia Tisler, Chang Shin, Changdong Kim, Aleksander Wojcik, Philip R. Hemmer, Anke Krueger, Tobias Hanke, Alfred Leitenstorfer, Rudolf Bratschitsch, Fedor Jelezko, and Jörg Wrachtrup, “Nanoscale imaging magnetometry with diamond spins under ambient conditions,” *Nature* **455**, 648–651 (2008).
- [3] J. Wrachtrup and F. Jelezko, “Processing quantum information in diamond,” *Nature (London)* **18**, S807 (2006).
- [4] B. Hensen, H. Bernien, A. E. Dreau, A. Reiserer, N. Kalb, M. S. Blok, J. Ruitenbergh, R. F. L. Vermeulen, R. N. Schouten, C. Abellan, W. Amaya, V. Pruneri, M. W. Mitchell, M. Markham, D. J. Twitchen, D. Elkouss, S. Wehner, T. H. Taminiau, and R. Hanson, “Loophole-free bell inequality violation using electron spins separated by 1.3 kilometres,” *Nature* **526**, 682 (2015).
- [5] M. Atatüre, D. Englund, N. Vamivakas, S. Lee, and J. Wrachtrup, “Material platforms for spin-based photonic quantum technologies,” *Nature Reviews Materials* **3**, 38–51 (2018).
- [6] D. Awschalom, R. Hanson, J. Wrachtrup, and B. B. Zhou, “Quantum technologies with optically interfaced solid-state spins,” *Nature Photonics* **12**, 1749–4893 (2018).
- [7] G. Balasubramanian, P. Neumann, D. Twitchen, M. Markham, R. Kolesov, N. Mizuochi, J. Isoya, J. Achard, J. Beck, J. Tisler, V. Jacques, P. Hemmer, F. Jelezko, and J. Wrachtrup, “Ultralong spin coherence time in isotopically engineered diamond,” *Nature Materials* **8**, 383–387 (2009).
- [8] N. Bar-Gill, L.M. Pham, A. Jarmola, D. Budker, and R.L. Walsworth, “Solid-state electronic spin coherence time approaching one second,” *Nat Commun* **4**, 1743 (2013).
- [9] G. D. Fuchs, V. V. Dobrovitski, D. M. Toyli, F. J. Heremans, and D. D. Awschalom, “Gigahertz dynamics of a strongly driven single quantum spin,” *Science* **326**, 1520–1522 (2009).
- [10] M. S. Blok, C. Bonato, M. L. Markham, D. J. Twitchen, V. V. Dobrovitski, and R. Hanson, “Manipulating a qubit through the backaction of sequential partial measurements and real-time feedback,” *Nat. Phys.* **10**, 189 (2014).
- [11] L. Jiang, J. S. Hodges, J. R. Maze, P. Maurer, J. M. Taylor, D. G. Cory, P. R. Hemmer, R. L. Walsworth, A. Yacoby, A. S. Zibrov, and M. D. Lukin, “Repetitive readout of a single electronic spin via quantum logic with nuclear spin ancillae,” *Science* **326**, 267–272 (2009).
- [12] L. Robledo, L. Childress, H. Bernien, B. Hensen, P. Alkemade, and R. Hanson, “High-fidelity projective read-out of a solid-state spin quantum register,” *Nature* **477**, 574–578 (2011).
- [13] Jingfu Zhang, Swathi S. Hegde, and Dieter Suter, “Improved indirect control of nuclear spins in diamond n - v centers,” *Phys. Rev. Applied* **12**, 064047 (2019).
- [14] Swathi S. Hegde, Jingfu Zhang, and Dieter Suter, “Efficient quantum gates for individual nuclear spin qubits by indirect control,” *Phys. Rev. Lett.* **124**, 220501 (2020).
- [15] G. Waldherr, Y. Wang, S. Zaiser, M. Jamali, T. Schulte-Herbrüggen, H. Abe, T. Ohshima, J. Isoya, J. F. Du, P. Neumann, and J. Wrachtrup, “Quantum error correction in a solid-state hybrid spin register,” *Nature* **506**, 204–207 (2014).
- [16] T. H. Taminiau, J. Cramer, T. van der Sar, V. V. Dobrovitski, and R. Hanson, “Universal control and error correction in multi-qubit spin registers in diamond,” *Nature Nanotechnology* **9**, 171–176 (2014).
- [17] P. Neumann, N. Mizuochi, F. Rempp, P. Hemmer, H. Watanabe, S. Yamasaki, V. Jacques, T. Gaebel, F. Jelezko, and J. Wrachtrup, “Multipartite entanglement among single spins in diamond,” *Science* **320**, 1326–1329 (2008).
- [18] Wolfgang Pfaff, Tim H. Taminiau, Lucio Robledo, Hannes Bernien, Matthew Markham, Daniel J. Twitchen, and Ronald Hanson, “Demonstration of entanglement-by-measurement of solid-state qubits,” *Nature Physics* **9**, 29–33 (2013).
- [19] C. E. Bradley, J. Randall, M. H. Abobeih, R. C. Berrevoets, M. J. Degen, M. A. Bakker, M. Markham, D. J. Twitchen, and T. H. Taminiau, “A ten-qubit solid-state spin register with quantum memory up to one minute,” *Phys. Rev. X* **9**, 031045 (2019).
- [20] M. V. Dutt, L. Childress, L. Jiang, E. Togan, J. Maze, F. Jelezko, A. S. Zibrov, P. R. Hemmer, and M. D. Lukin, “Quantum register based on individual electronic and nuclear spin qubits in diamond,” *Science* **316**, 1312–1316 (2007).
- [21] J. H. Shim, I. Niemeyer, J. Zhang, and D. Suter, “Room-temperature high-speed nuclear-spin quantum memory in diamond,” *Phys. Rev. A* **87**, 012301 (2013).
- [22] A. Reiserer, N. Kalb, M. S. Blok, K. J. M. van Bemmelen, T. H. Taminiau, R. Hanson, D. J. Twitchen, and M. Markham, “Robust quantum-network memory using decoherence-protected subspaces of nuclear spins,” *Phys. Rev. X* **6**, 021040 (2016).
- [23] K. Rama Koteswara Rao and D. Suter, “Level anti-crossings of a nitrogen-vacancy center in diamond: Decoherence-free subspaces and 3d sensors of microwave magnetic fields,” *New J. Phys.* **22**, 103065 (2020).
- [24] T. van der Sar, Z. H. Wang, M. S. Blok, H. Bernien, T. H. Taminiau, D. M. Toyli, D. A. Lidar, D. D. Awschalom, R. Hanson, and V.V. Dobrovitski, “Decoherence-protected quantum gates for a hybrid solid-state spin register,” *Nature (London)* **484**, 82 (2012).
- [25] D Layden, Mo Chen, and P. Cappellaro, “Efficient quantum error correction of dephasing induced by a common fluctuator,” *Phys. Rev. Lett.* **124**, 020504 (2020).
- [26] R. Coto, V. Jacques, G. Hétet, and J. R. Maze, “Stimulated raman adiabatic control of a nuclear spin in diamond,” *Phys. Rev. B* **96**, 085420 (2017).
- [27] P. Huillery, J. Leibold, T. Delord, L. Nicolas, J. Achard, A. Tallaie, and G. Hétet, “Coherent microwave control of a nuclear spin ensemble at room temperature,” *Phys. Rev. B* **103**, L140102 (2021).
- [28] U. Gaubatz, P. Rudecki, S. Schiemann, and K. Bergmann, “Population transfer between molecular vibrational levels by stimulated raman scattering with partially overlapping laser fields. a new concept and experimental results,” *J. Chem. Phys.* **92**, 5363–5376 (1990).

- [29] K. Bergmann, H. Theuer, and B. W. Shore, “Coherent population transfer among quantum states of atoms and molecules,” *Rev. Mod. Phys.* **70**, 1003 (1998).
- [30] K. Bergmann, N. V. Vitanov, and B. W. Shore, “Perspective: Stimulated raman adiabatic passage: The status after 25 years,” *J. Chem. Phys.* **142**, 170901 (2015).
- [31] N. V. Vitanov, A. A. Rangelov, B. W. Shore, and K. Bergmann, “Stimulated raman adiabatic passage in physics, chemistry, and beyond,” *Rev. Mod. Phys.* **89**, 015006 (2017).
- [32] B. B. Zhou, A. Baksic, H. Ribeiro, C. G. Yale, F. J. Heremans, P. C. Jerger, A. Auer, G. Burkard, A. A. Clerk, and D. D. Awschalom, “Accelerated quantum control using superadiabatic dynamics in a solid-state lambda system,” *Nat. Phys.* **13**, 330 (2017).
- [33] P. Jamonneau, G. Hétet, A. Dréau, J.-F. Roch, and V. Jacques, “Coherent population trapping of a single nuclear spin under ambient conditions,” *Phys. Rev. Lett.* **116**, 043603 (2016).
- [34] A. P. Nizovtsev, S. Ya. Kilin, A. L. Pushkarchuk, V. A. Pushkarchuk, and F. Jelezko, “Theoretical study of hyperfine interactions and optically detected magnetic resonance spectra by simulation of the c291[NV]-h172diamond cluster hosting nitrogen-vacancy center,” *New Journal of Physics* **16**, 083014 (2014).
- [35] J. S. Hodges, J. C. Yang, C. Ramanathan, and D. G. Cory, “Universal control of nuclear spins via anisotropic hyperfine interactions,” *Phys. Rev. A* **78**, 010303 (2008).
- [36] Yingjie Zhang, Colm A. Ryan, Raymond Laflamme, and Jonathan Baugh, “Coherent control of two nuclear spins using the anisotropic hyperfine interaction,” *Phys. Rev. Lett.* **107**, 170503 (2011).
- [37] J. R. Maze, J. M. Taylor, and M. D. Lukin, “Electron spin decoherence of single nitrogen-vacancy defects in diamond,” *Phys. Rev. B* **78**, 094303 (2008).
- [38] N. Kalb, P. C. Humphreys, J. J. Slim, and R. Hanson, “Dephasing mechanisms of diamond-based nuclear-spin memories for quantum networks,” *Phys. Rev. A* **97**, 062330 (2018).
- [39] D. A. Lidar, I. L. Chuang, and K. B. Whaley, “Decoherence-free subspaces for quantum computation,” *Phys. Rev. Lett.* **81**, 2594–2597 (1998).
- [40] S. A. Reyes, L. Morales-Molina, M. Orszag, and D. Spehner, “Harnessing gauge fields for maximally entangled state generation,” *EPL (Europhysics Letters)* **108**, 20010 (2014).
- [41] R. Coto, M. Orszag, and V. Eremeev, “Generation and protection of a maximally entangled state between many modes in an optical network with dissipation,” *Phys. Rev. A* **93**, 062302 (2016).
- [42] L. Childress, M. V. Gurudev Dutt, J. M. Taylor, A. S. Zibrov, F. Jelezko, J. Wrachtrup, P. R. Hemmer, and M. D. Lukin, “Coherent dynamics of coupled electron and nuclear spin qubits in diamond,” *Science* **314**, 281–285 (2006).
- [43] V. Jacques, P. Neumann, J. Beck, M. Markham, D. Twitchen, J. Meijer, F. Kaiser, G. Balasubramanian, F. Jelezko, and J. Wrachtrup, “Dynamic polarization of single nuclear spins by optical pumping of nitrogen-vacancy color centers in diamond at room temperature,” *Phys. Rev. Lett.* **102**, 057403 (2009).
- [44] E. M. Fortunato, L. Viola, J. Hodges, G. Teklemariam, and D. G. Cory, “Implementation of universal control on a decoherence-free qubit,” *New J. Phys.* **4**, 5 (2002).
- [45] P. Cappellaro, J. S. Hodges, T. F. Havel, and D. G. Cory, “Principles of control for decoherence-free subsystems,” *The Journal of Chemical Physics* **125**, 044514 (2006).
- [46] Simultaneous variation of B_x and B_z decreases the overall time but it hurts the fidelity.
- [47] Jens Klein, Fabian Beil, and Thomas Halfmann, “Robust population transfer by stimulated raman adiabatic passage in a $\text{pr}^{3+}:\text{y}_2\text{siO}_5$ crystal,” *Phys. Rev. Lett.* **99**, 113003 (2007).