

On the Curved Patterns in the Graphs of PPTs

Corrected and Expanded*

James M. Parks
 Dept. of Mathematics
 SUNY POTSDAM
 Potsdam, NY USA
 parksjm@potsteam.edu
 April 19, 2021

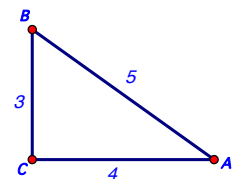
Abstract

On his website *Pythagorean Right-Angled Triangles*, R. Knott gives a discrete graph of all Primitive Pythagorean Triples (PPTs) with legs up to length 10,000, which he constructed using *Mathematica*. The patterns are very interesting, suggesting conic sections. We show that they indeed are on parabolic curves which follow in a natural way from the mathematics of the subject matter, and they can be used to construct Knott's graph.

A *Pythagorean Triple* (PT) is a set of 3 positive integers (a,b,c) which satisfy the Pythagoras Equation $a^2+b^2 = c^2$.

For example, $(3,4,5)$ is a Pythagorean Triple, since $3^2 + 4^2 = 5^2$.

By the Converse to the Pythagorean Theorem, there is a right triangle ΔABC with sides of lengths 3, 4, 5.



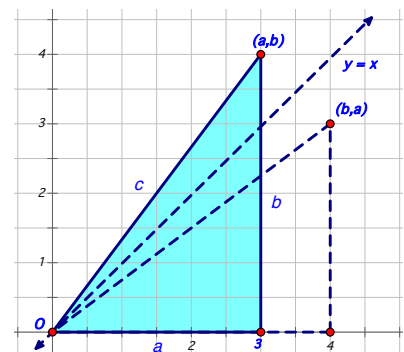
Given a PT (a,b,c) , if the integers a, b, c are relatively prime, $GDC\{a,b,c\} = 1$, that is they share no common divisors, then we call the triple (a,b,c) a *Primitive Pythagorean Triple* (PPT).

For example $(3,4,5)$ is a PPT, but the PT $(6,8,10)$ is not a PPT.

We are interested in analyzing a discrete graph of PPTs, which is construct in the following way. Given a PT (a,b,c) , $a < b < c$, there is a way to graph it which allows us to compare PTs. Choose the ordered pair (a,b) and plot this in the 1st quadrant of the xy -plane, see the figure.

Then a right triangle ΔABC with sides a, b, c is congruent to the triangle formed by the origin O , the point $(a, 0)$, and the point (a,b) , by the SSS Proposition. Thus the point (a,b) determines a congruent copy of ΔABC .

Another congruent copy of ΔABC is determined by the plot of the point (b,a) , the reflection of point (a,b) about the line $y = x$, see the figure.



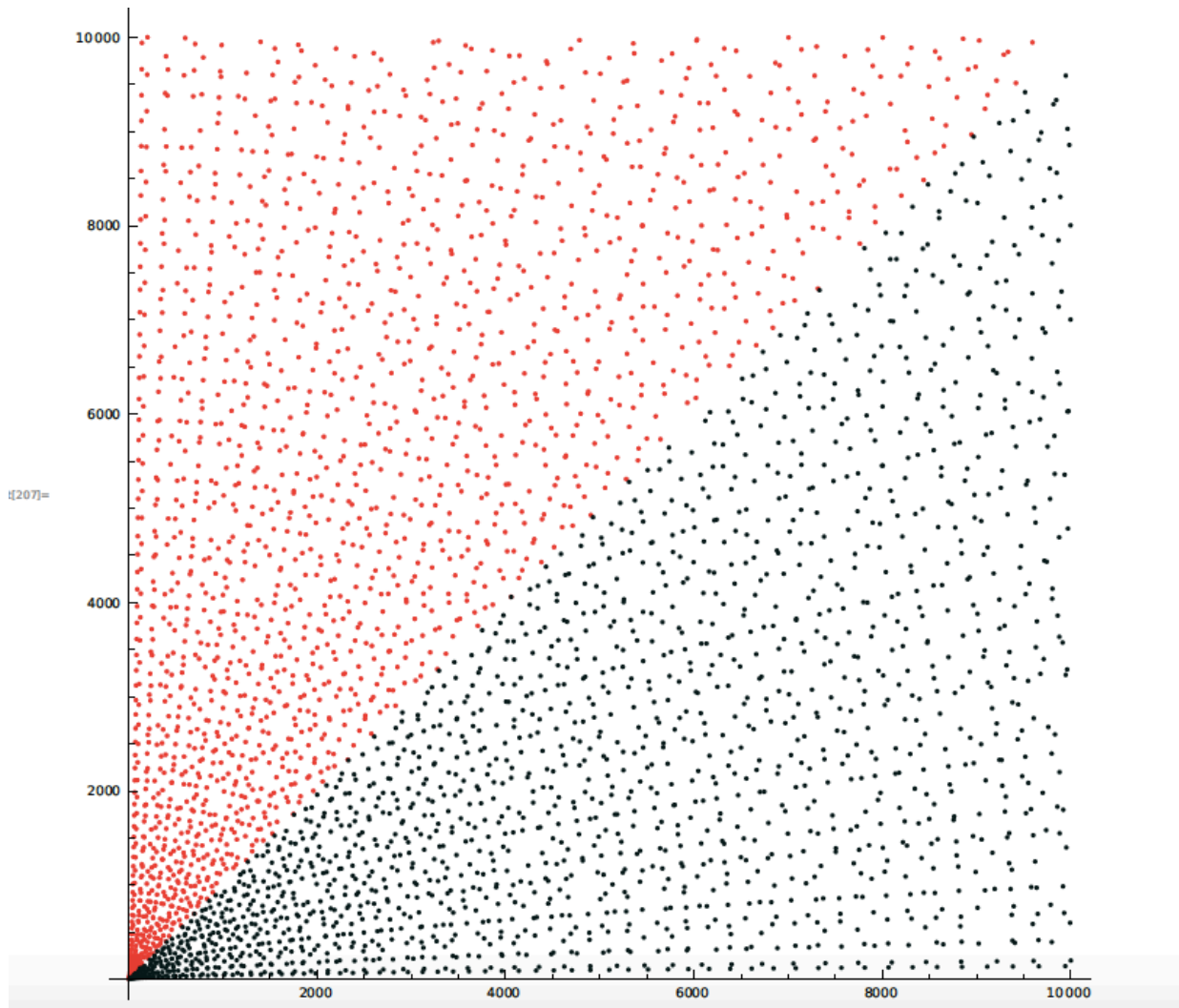
* A preliminary version of this paper appeared in 2021 [5].

We will usually assume that $a < b < c$, when referring to the PT (a, b, c) , but it may happen on occasion, by way of an argument for example, that we have the PT (b, a, c) as in the triangle figures just above. The legs a and b are interchanged. The line $y = x$ divides the 1st quadrant into two regions, one which contains the points (a, b) , $a < b$, and the other contains the points (b, a) , $a < b$.

If we determine all PPTs, with a and b less than $10,000$, and plot them using the method above, the amazing figure shown here results [4]. An identical figure was first constructed by R. Knott [3]. Both figures were constructed using *Mathematica*, but with different programs.

The red region is the set of points (a, b) , where $a < b$, and the black region is the set of reflected points (b, a) , reflected about $y = x$. Thus the two regions are symmetric about the line $y = x$. We call this discrete graph the **Main Graph**.

This figure was constructed using *Mathematica*, all other figures were constructed using *Sketchpad* [6].



As we ponder the patterns in this figure, a look at the data will provide some information on the mathematics behind the figure. So consider the following set of the first 18 PPTs ordered by the size of the short leg a .

(**3, 4, 5**) (**5, 12, 13**) (**7, 24, 25**) (8, 15, 17) (**9, 40, 41**) (**11, 60, 61**)
 (12, 35, 37) (**13, 84, 85**) (**15, 112, 113**) (16, 63, 65) (**17, 144, 145**) (**19, 180, 181**)
 (20, 21, 29) (20, 99, 101) (**21, 220, 221**) (**23, 264, 265**) (24, 143, 145) (**25, 312, 313**)

It should be obvious that if you are searching for PPTs, then the 3 factors in a triple cannot all be even, and in fact no 2 of them can be even. Likewise, the 3 factors cannot all be odd, since the sum of any 2 odd numbers is an even number, which would lead to a contradiction. This leaves us with the only possibility being 1 even number and 2 odd numbers. Since the legs cannot both be of odd length, the hypotenuse must be of odd length, in order to avoid a contradiction (in spite of the lack of examples with c even, if you let $a = 2h+1$, $b = 2k+1$, and $c = 2n$ you will arrive at a contradiction). So the leg lengths are either even, odd, or odd, even, and the hypotenuse is always odd.

Those PPTs listed in bold print are meant to attract your attention. The particular 12 PPTs all have terms a which are odd numbers, and they also all have the form $(a, b, b+1)$, where b and c are consecutive numbers, $c = b+1$.

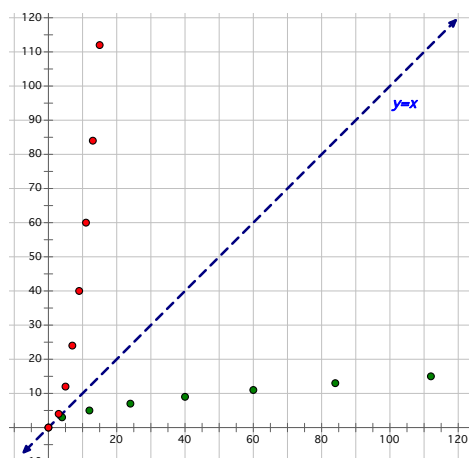
It is given that these triples all satisfy the Pythagorean equation, and the terms are obviously relatively prime, since consecutive numbers cannot have any common divisors. But they also satisfy the equivalent equation $b = (a^2 - 1)/2$, and therefore $b+1 = (a^2 + 1)/2$. This means that a^2 (and thus a) must be an odd integer, so that b is then an even integer.

This also means that if an odd positive integer a is given, then the triple $(a, b, b+1)$ is a PPT, whenever $b = (a^2 - 1)/2$. These PPTs all have the form $(a, (a^2 - 1)/2, (a^2 + 1)/2)$, for a an odd positive integer. This determines a one-to-one correspondence between the odd positive integers and those PPTs which have the form $(a, b, b+1)$, with $b = (a^2 - 1)/2$.

This is not a new result, it is well known. According to Proclus (410-485 AD), this was known to the Pythagoreans (570-495 BCE), and perhaps before that [1]. However, this does not seem to prevent the result from being 'rediscovered' occasionally.

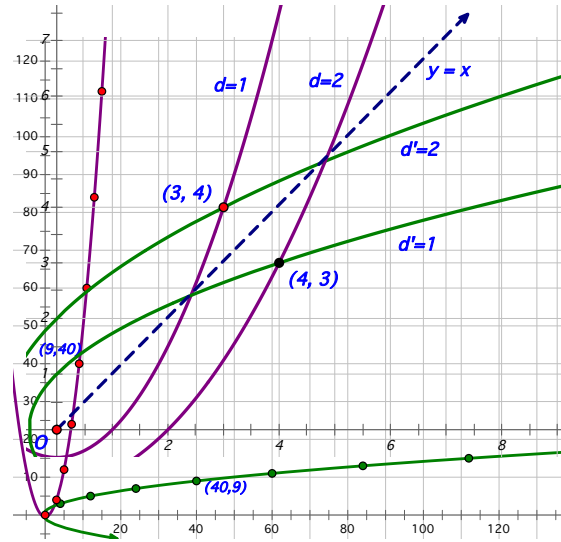
A plot of these PPTs in the xy -plane, using the method above, is obtained by plotting the points $(a, (a^2 - 1)/2)$, and the reflected points $((a^2 - 1)/2, a)$, for a an odd positive integer.

For example, the odd integer 3 determines the points $(3, 4)$ and $(4, 3)$, and the odd integers 5, 7, ..., 25, determine the points corresponding to the PPTs given in bold in the list above, and their reflections.



A plot of these points and their reflected points in the xy -plane in the range $0 < a < b < 120$ is given above. It suggests parabolic shaped curves about the positive x, y -axes. If you let $x = a$, and $y = b$, then you have the equation of the parabola $y = (x^2 - 1)/2$. Indeed the red points have the form $(a, (a^2 - 1)/2)$, and the reflected points have the form $((a^2 - 1)/2, a)$, so they satisfy the respective parabola equations $y = (x^2 - 1)/2$, and $x = (y^2 - 1)/2$.

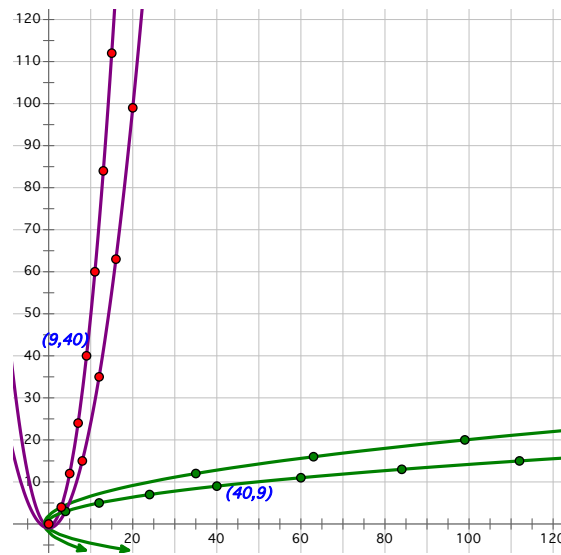
The first parabola opens about the positive y -axis, with focus at the origin O , and vertex $(0, -1/2)$. The second parabola opens about the positive x -axis, has focus at O , and vertex $(-1/2, 0)$, see the figure.



Looking back again at the list of the first 18 PPTs above, notice that several have the form $(a, b, b+2)$. Denote these PPTs by $d = 2$, since the 'difference' $d = c - b = 2$.

Similarly, we will denote the PPTs studied above by $d = 1$.

The set of PPTs which satisfy $d = 2$ also satisfy the equivalent equation $b = (a^2 - 4)/4$. This means that a^2 , and thus a , must be even, and b will be odd. The numbers a, b, c are relatively prime, since the odd terms b, c , are 2 units apart, so they cannot have any common odd prime divisors.



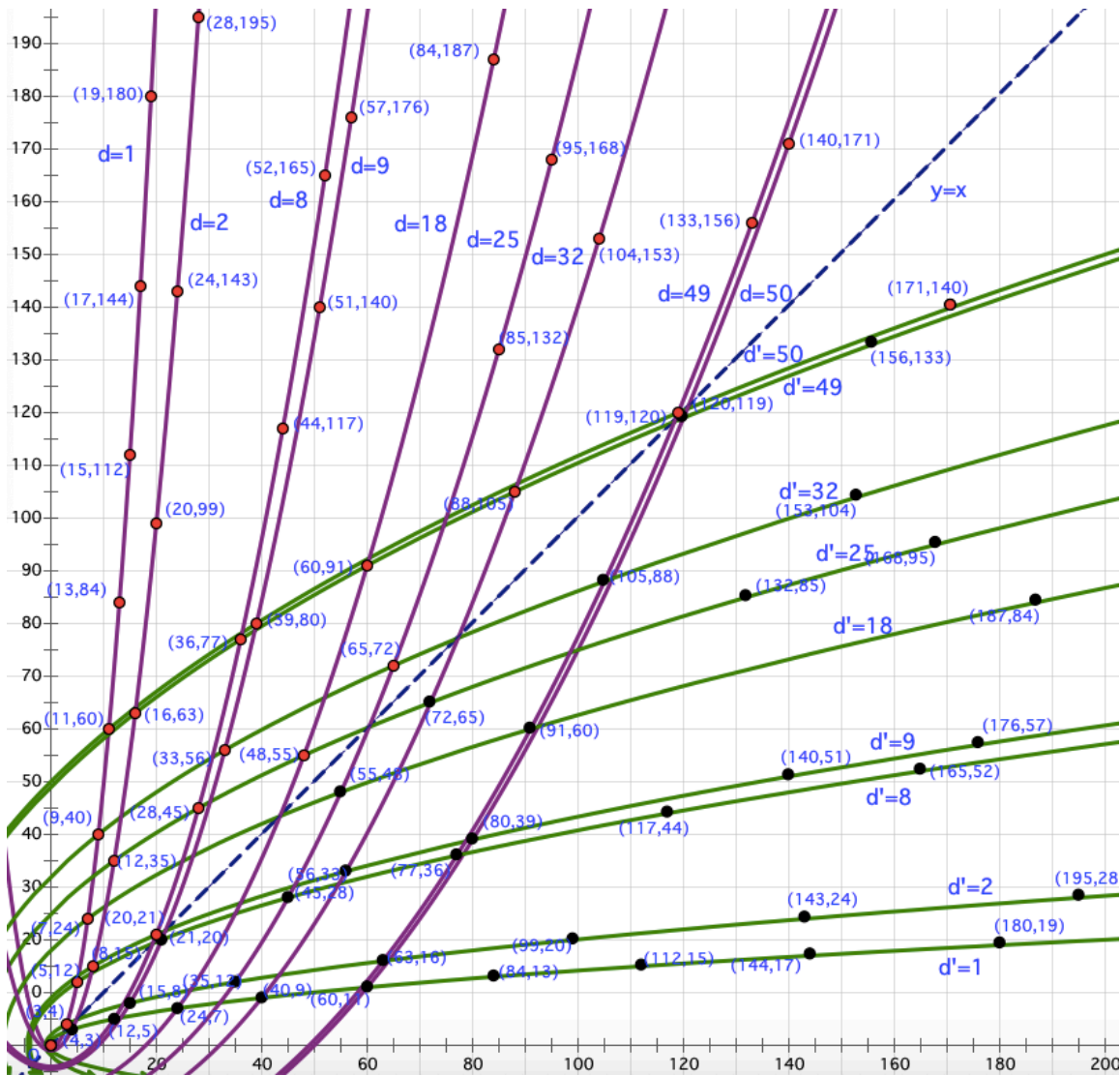
Proclus attributes this result to Plato (429-347BCE) [1].

From the list of $d = 2$ PPTs above, note that a is even, and $a = 0 \pmod{4}$. But if a is even, and not a multiple of 4, then $a = 2 \pmod{4}$, and the triple is a PT, but not a PPT, so it is not on the list. Thus, if $a = 0 \pmod{4}$, then $a = 4k, k > 0$, and $(a, b, b+2) = (4k, 4k^2 - 1, 4k^2 + 1)$, a PPT. But if $a = 2 \pmod{4}$, then $a = 4k + 2$, and $b = 4k^2 + 4k$, so $b+2 = 4k^2 + 4k + 2$. But this PT is not a PPT, as all terms are even. So every other even term a determines a PPT. The curves for these $d = 2$ PPTs are the parabolas $y = (x^2 - 4)/4$, and $x = (y^2 - 4)/4$, see the figure.

In general, the parabolas for arbitrary integer values of d are given by the equations $y = (x^2 - d^2)/(2d)$, and $x = (y^2 - d^2)/(2d)$, where a and d are either both odd or both even positive integers, and d divides a^2 . All of these parabolas have their foci at O . However, we find that a lot of these values of d determine PTs, but not PPTs.

There is another d -value associated with the PPT (a, b, c) , which is determined by the form (b, a, c) , namely $d' = c - b$, where b is now the first coordinate of the pair. The points (a,b) and (b,a) will occur at the intersection of the parabolas for d and d' . For example, the graph here shows the point $(3, 4)$ at the intersection of $d = 1$ and $d' = 2$, and $(4, 3)$ at the intersection of $d' = 1$, and $d = 2$.

Any integer point (s, t) on the parabola $y = (x^2 - d^2)/(2d)$ for some d value will satisfy $t = (s^2 - d^2)/(2d)$, and (s, t, u) is a PT for that d value, where $u = t + d = (x^2 + d^2)/(2d)$.



10, 11, 12, 13, 14, 15, 16, and 17. The next PPTs occur when $d = 8$ and 9, and these have mixed results similar to those for $d = 2$.

The sequence of d -values which determine PPTs begins with the numbers 1, 2, 8, 9, 18, 25, 32, 49, 50, ..., see [2]. Note that the odd numbers are squares of the consecutive odd positive integers, and the even numbers are 2 times the square of the consecutive positive integers. We call these numbers the *allowable values of d* . This list is in fact the OEIS sequence A096033. A discussion of this sequence may be found at the end of this article.

Comparing the graph above with the **Main Graph** it becomes clearer where some of the curved patterns are coming from. This is only a very small part of the lower left corner of the **Main Graph**, but the general picture is starting to take shape.

These results are stated in the following Proposition.

Proposition 1. Parabolas with Allowable d -Values Opening on Positive x,y -axes

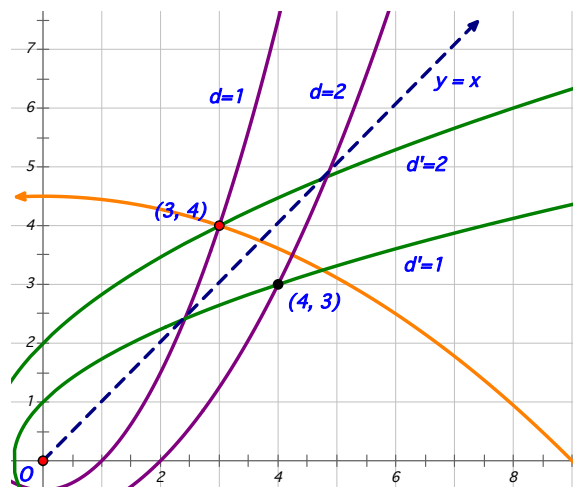
If (a, b, c) is a PPT with $a < b < c$, then (a, b) is a point at the intersection of two parabolas with equations $y = (x^2 - d^2)/(2d)$, and $x = (y^2 - d'^2)/(2d')$, for some allowable values $d, d', d < d'$. Also, (b, a) is a point at the intersection of the reflection of these parabolas about $y = x$, which have equations $x = (y^2 - d^2)/(2d)$, and $y = (x^2 - d'^2)/(2d')$.

On the **Main Graph**, notice that there also appear to be parabolic-like curved patterns which open about the negative x and y -axes. These curves are mentioned in [3]. The equations for these curves are determined in a different way from those above.

First we consider the parabolic curves which open about the negative y -axis. An example is the parabola $y = -x^2/(2 \cdot 3^2) + 3^2/2$, on the figure shown here in orange. This parabola has vertex $y = 4.5$, and x -intercepts $x = \pm 9$. It also contains the point $(3,4)$, which is on the $d = 1$ parabola, and also on the $d' = 2$ parabola.

If a is an odd integer, then the parabolic equation can be derived as in the following example. The points $(13, 84)$, $(39, 80)$, $(65, 72)$, $(91, 60)$, $(117, 44)$, and $(143, 24)$, appear to be on a parabolic curve which opens about the negative y -axis. The 1st coordinates of these points are all multiples of 13. The LH point $(13, 84)$ is from the triple $(13, 84, 85)$, and it's on the parabola $d = 1$. The equation for this new parabola is $y = -x^2/(2 \cdot 13^2) + 13^2/2$. It has vertex $y = 84.5$, and x -intercepts $x = \pm 13^2$.

Also note in this example, if the PPT plot point $a = 13m$, and the point is on some d parabola, then $m = \sqrt{d}$. For example, one of the points in this example is $(39, 80)$, which



Thus every point (a, b) on the $d = 1$ parabola determines a parabola in this set. These curves are shown in orange in the partial graph above.

By studying the figure above, notice that some sequences of points start with a even. For example, the sequence $(20, 99)$, $(60, 91)$, $(140, 51)$, and $(180, 19)$ appear to form a parabolic curve which opens about the negative y -axis. The 1st coordinates of these points are all multiples of 20. The LH point $(20, 99)$ is on the $d = 2$ parabola, and is from the PPT $(20, 99, 101)$. The equation for the parabola which contains these points is $y = -x^2/20^2 + 20^2/4$. The vertex point is $y = 10^2$, and the x -intercepts are $x = \pm 20^2/2$.

For another example, consider the points $(28, 45)$, $(56, 33)$, and $(84, 13)$. From the graph they also appear to be on a parabola which opens about the negative y -axis. The 1st coordinates here are all multiples of 28. The LH point $(28, 45)$ is on the parabola labelled $d = 8$, and is from the PPT $(28, 45, 53)$. The equation for this parabola is $y = -x^2/(28^2/4) + 28^2/16$. The vertex point is $y = 7^2$, and the x -intercepts are $x = \pm 28^2/8$.

These examples give patterns for the equations of the parabolas in the **Main Graph** which open about the negative y -axis, with a_1 even. Given a series of points with even 1st coordinates, all multiples of say $2 \cdot a^2$, the general equation of these parabolas is then $y = -x^2/(2 \cdot a^2/d) + a^2/(2d)$, for a the 1st coordinate in the LH point in the series of points, on the $d = 1$ parabola, if a is odd, or $d = 2$ or $d = 8$ parabola, if a is even. Thus every point from a PPT on the $d = 1$, $d = 2$, and $d = 8$ parabolas determines a parabola in this set. These parabolic curves are shown in orange in the graph above.

When these sets of parabolas are reflected about the line $y = x$, we have the corresponding parabolas for the d' -values. These parabolas open about the negative x -axis, and are shown in dark blue in the partial graph above.

Proposition 2. Parabolas with Allowable d -Values Opening on Negative x, y -axes

Let $(a_1, b_1), \dots, (a_k, b_k)$, be a finite sequence of points in the graph of all PPTs, such that a_1, \dots, a_k forms an increasing sequence, with $a_1 | a_i$, for $i = 2, \dots, k$, and b_1, \dots, b_k forms a decreasing sequence.

The general equation for the parabola containing this given finite sequence of points is $y = -x^2/(2 \cdot a_1^2/d) + a_1^2/(2d)$, where d equals 1, 2, or 8, as determined here: If a_1 is odd, then (a_1, b_1) is on the parabola labeled $d = 1$, and if a_1 is even, then (a_1, b_1) is on the parabola labeled $d = 2$, when $a_1 = 0 \pmod{4}$, and on the parabola labeled $d = 8$, when $a_1 = 4 \pmod{8}$.

The reflection of these parabolas about the line $y = x$ determines parabolas which open about the negative x -axis, and the general equation of the reflected parabolas is $x = -y^2/(2 \cdot a_1^2/d') + a_1^2/(2d')$, where d' equals 1, 2, or 8.

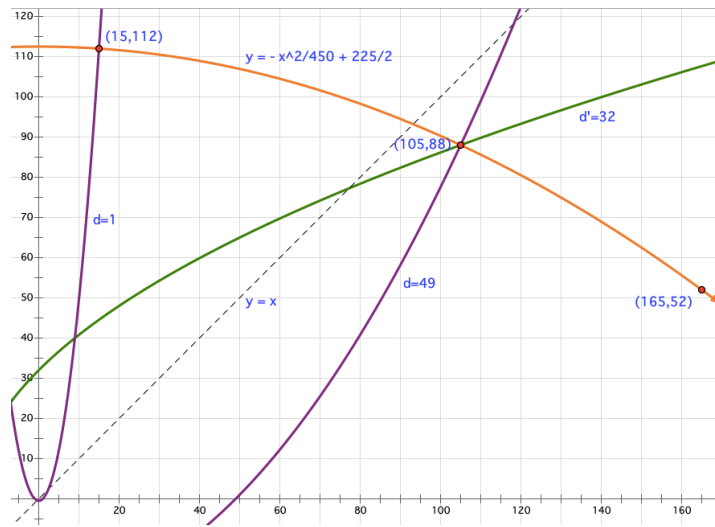
Every parabola shown in the graph above, which opens about the negative y -axis, has a point (a, b) from one of the parabolas for $d = 1, 2$, or 8 . This follows from the observation that these parabolas are the closest ones to the y -axis for even or odd values of d . The points on the $d = 9$ parabola, for example, are not relevant, as they are covered by the points on the $d = 1$ parabola. Similarly, the points on the $d = 18$ parabola are covered by the points on the $d = 2$ and $d = 8$ parabolas.

All of these parabolas also have their foci at the origin O .

Not all parabolas which open downward about the negative y -axis can be determined with ease using the method above, because it requires a knowledge of a finite sequence of points which are on the parabola (while it is known that 3 points determine a parabola - can you find 3 points?). However, It is actually possible to construct such a parabola from an arbitrary point on the discrete graph of all PPTs.

Given a point (a, b) on the graph of all PPTs, we know from above that one parabola which contains (a, b) has equation $y = (x^2 - d^2)/(2d)$, $d = c - b$. If a is odd, then either (a, b) is on the $d = 1$ parabola, $y = (x^2 - 1)/2$, and $b = (a^2 - 1)/2$, or (a, b) is on a parabola with $d > 1$, d odd, and $b < (a^2 - 1)/2$. Plus, $a = t \cdot a_1$, and $d = t^2$, t odd, where a_1 is the smallest odd number such that $b < b_1 = (a_1^2 - 1)/2$. So (a_1, b_1) is on the $d = 1$ parabola, and (a, b) is on the parabola with equation $y = -x^2/(2 \cdot a_1^2) + a_1^2/2$.

For example, $(105, 88)$ is a point on the graph of all PPTs, with $c = 137$, so $d = 49$, and $d' = 32$. Also, since $(105^2 - 1)/2 > 88$, $(105, 88)$ is not on the $d = 1$ parabola, but it is on the $d = 49$ parabola with equation $y = (x^2 - 49^2)/98$. Since $b_1 = (a_1^2 - 1)/2 > 88$, with a_1 as above, solving the inequality for a_1 determines that $a_1 > \sqrt{177} \sim 13.3$, and since $105 = 3 \times 5 \times 7$, we can expect that $(a_1, b_1) = (15, 112)$. This is true, and $(105, 88)$ is also on the parabola with equation $y = -x^2/450 + 225/2$, as can be easily checked.




On the other hand, if (a, b) is on the graph of all PPTs, and a is even (so $a = 0 \pmod{4}$ or $a = 4 \pmod{8}$), then a similar argument applies, where $b_1 = (a_1^2 - 4)/4$, or $b_1 = (a_1^2 - 64)/16$, depending on whether $d = 2$ or $d = 8$, respectively.

For example, let $(a, b) = (140, 51)$. Then 4 divides 140, but 8 does not, and $51 < (140^2 - 4)/4 = 4899$, so the point is not on the $d = 2$ parabola. Also $c = 149$, so $d = 98$, and the point is on the parabola with equation $y = x^2/196 - 49$. By the FTA, $140 = 2^2 \times 5 \times 7$, and $b_1 > 51$, so $b_1 = (a_1^2 - 4)/4 > 51$ iff $a_1 > \sqrt{208} \sim 14.4$. Let $a_1 = 20$, the smallest divisor of 140 greater than 14.4, which is also divisible by 4. Thus $b_1 = 99$, $c_1 = 101$, and the point $(20, 99)$ is also on the parabola with equation $y = -x^2/400 + 100$.

A similar argument holds if $8|a$.

Given a point (b, a) on the graph of all PPTs, with $a < b$, a odd, this point is on the graph of a parabola about the negative x -axis, with equation $x = -y^2/(2 \cdot a_1^2) + a_1^2/2$, and $d' = 1$. For the reflected point (a, b) is on the graph of the reflected parabola about the negative y -axis. Using the techniques above, and a reflection of that parabola about $y = x$ gives the desired reflected equation $y = -x^2/(2 \cdot a_1^2) + a_1^2/2$, with $d = 1$.



In addition, for the parabolas for allowable d values, those which open about the positive y -axis intersect the parabolas which open about the negative y -axis at right angles at the PPT plot points of intersection. This is easily seen by calculating the slopes of the tangent lines to the parabolic curves at the point of intersection.

For example, since the $d = 1$ parabola has equation $y_1 = (x^2 - 1)/2$, let $(a_1, (a_1^2 - 1)/2)$ be the point of intersection of this curve with the parabola $y_2 = -x^2/(2 \cdot a_1^2) + a_1^2/2$. Then the slope of the tangent line to parabola y_1 at the point $(a_1, (a_1^2 - 1)/2)$, is $m_1 = y_1' = a_1$, and the slope of the tangent line to parabola y_2 at this same point is $m_2 = y_2' = -1/a_1$. Hence, $m_1 \cdot m_2 = -1$, and the parabolas are perpendicular at $(a_1, (a_1^2 - 1)/2)$.

In general, let d and a be odd, and let (a, b) be a point on the d parabola, which has equation $y_1 = (x^2 - d^2)/(2d)$, then (a, b) is on a parabola which opens down about the negative y -axis, $y_2 = -x^2/(2 \cdot a_1^2) + a_1^2/2$, where (a_1, b_1) is on the $d = 1$ parabola, and $a =$

$t \cdot a_1$, where $d = t^2$. Then $m_1 = y_1' = a/d = a_1/t$, and $m_2 = y_2' = -a/a_1^2 = -t/a_1$, so $m_1 \cdot m_2 = -1$, and the parabolas are perpendicular at (a, b) .

Similar arguments apply for d even.

In the cases for the parabolas which open about the positive x -axis, and those which open about the negative x -axis, these parabolas are perpendicular since they are reflections about $y = x$ of the previous parabolas which open about the y -axis.

These results are summarized in the following Proposition.

Proposition 3. Perpendicular Parabolas on One Axis

If (a,b) is a point on the graph of all PPTs, and it is on the intersection of a pair of parabolas with allowable d -values, one which opens up and one which opens down about the y -axis, or one which open to the right and one which opens to the left about the x -axis, then they meet at right angles at the point (a,b) .

Now, why are the allowable values of d the ones given in OEIS sequence A096033?

We will investigate this question and give some details to help demonstrate why this sequence exists. As noted above, the sequence is made up of the squares of the odd positive integers, 1, 9, 25, 49, 81, ... , and the even positive integers which are twice the squares of the consecutive positive integers, 2, 8, 18, 32, 50, 72, ... , etc.

First, suppose d is odd, and $d \neq s^2$, s odd. Note that, since $a^2 = c^2 - b^2 = (c - b)(c + b) = d(c + b)$, then $d|a$ for a given associated PT (a, b, c) , with $c - b = d$. Assume a is an odd integer, then by examples we find $a = d \pmod{2d}$, for a sufficiently large, so $a = 2dk + d = (2k + 1)d$, k a positive integer. This means $b = (4d^2(k^2 + k) + d^2 - d^2)/(2d) = 2(k^2 + k)d$, so b is even, and $c = (2(k^2 + k) + 1)d$, an odd integer. But then all coordinates have the common factor d , so (a, b, c) is not a PPT, and d is not on the list of allowable values A096033.

On the other hand, if d is odd, and $d = s^2$, s odd, then for a corresponding PT (a,b,c) , we have $a = s \pmod{2s}$, by examples. Thus $a = (2k + 1)s = ms$, an odd integer, where k is a positive integer. Since $a^2 = c^2 - b^2 = (c - b)(c + b)$, assume $m > s$, and let $m^2 = (c + b)$ and $s^2 = (c - b)$. Then $b = (m^2 - s^2)/2$, an even integer, and $c = (m^2 + s^2)/2$, an odd integer. It is claimed that there are no common factors here, since m and s do not divide either $(m^2 - s^2) = (m - s)(m + s)$, an even integer, or $(m^2 + s^2)$, an odd integer which satisfies $m^2 < (m^2 + s^2) < 2m^2$. So (a, b, c) is a PPT, and d is on A096033.

Now suppose d is even, and $d \neq 2s^2$, s a positive integer. Then $d = 2k$, for some k , a positive integer, and $k \neq s^2$. If (a, b, c) is a corresponding PT, then $a^2 = 4k(b + k)$, so a is even, and $a = 2nd = 4nk$, for $n = (b + k)$. Thus $b = (4n^2 - 1)k$, and $c = (4n^2 + 1)k$. Since all terms share the common factor k , (a, b, c) is not a PPT, and d is not in A096033.

If d is even, and $d = 2s^2$, there are two cases to consider.

First case: Let s be odd, and assume for an associated PT (a, b, c) that $a = 0 \pmod{4s}$, as indicated by examples. Then a is even, $a = 4sk$, for k an integer, and assume $k \neq 0 \pmod{s}$, and $k > s$. So $b = 4k^2 - s^2$, and $c = 4k^2 + s^2$. Now k does not divide b , since $b = (4k^2 - s^2) = (2k - s)(2k + s)$. Similarly, s does not divide b , since s does not divide k . Thus (a, b, c) is a PPT, and d is on the list A096033.

Second case: Let s be even, $s > 4$, then, for an associated PT (a, b, c) , where $a = 0 \pmod{2s}$ by examples, we have $a = 2sk$, for k odd. Assume $k > s$, so a is an even integer. Then s does not divide either $b = (k^2 - s^2)$ or $c = (k^2 + s^2)$, as they are both odd. Since $k > s$, and $b = k^2 - s^2 = (k - s)(k + s)$, k does not divide b . Thus (a, b, c) is a PPT, and d is on A096033.

References

- [1] T. Heath, Euclid, The Thirteen Books of the Elements, Vol. 1, *Dover*, 2nd ed., 1956.
- [2] D. Joyce, Primitive Pythagorean Triples, Clark U., March 2010,
<https://mathcs.clarku.edu/~djoyce/numbers/pyth.pdf>
- [3] R. Knott, Pythagorean Right Triangles, Section 4.4.1,
<http://www.maths.surrey.ac.uk/hosted-sites/R.Knott/Pythag/pythag.html#section3.4>
- [4] J. Parks, Mathematica Notebook Archive,
<https://www.notebookarchive.org/ppt-graph-nb--2021-06-6y23baq/>
- [5] _____, Curved Patterns in the Graphs of PPTs, *Proc.*, 26th ATCM, Dec. 2021.
- [6] *Sketchpad v5.10 BETA*.