

# Regularization for Long Named Entity Recognition

Minbyul Jeong  
Korea University  
minbyuljeong@korea.ac.kr

Jaewoo Kang  
Korea University  
kangj@korea.ac.kr

## Abstract

When performing named entity recognition (NER), entity length is variable and dependent on a specific domain or dataset. Pre-trained language models (PLMs) are used to solve NER tasks and tend to be biased toward dataset patterns such as length statistics, surface form, and skewed class distribution. These biases hinder the generalization ability of PLMs, which is necessary to address many unseen mentions in real-world situations. We propose a novel debiasing method RegLER to improve predictions for entities of varying lengths. To close the gap between evaluation and real-world situations, we evaluated PLMs on partitioned benchmark datasets containing unseen mention sets. Here, RegLER shows significant improvement over long-named entities that can predict through debiasing on conjunction or special characters within entities. Furthermore, there is a severe class imbalance in most NER datasets, causing easy-negative examples to dominate during training, such as 'The'. Our approach alleviates skewed class distribution by reducing the influence of easy-negative examples. Extensive experiments on the biomedical and general domains demonstrated the generalization capabilities of our method. To facilitate reproducibility and future work, we release our code. <sup>1</sup>

## 1 Introduction

Named entity recognition (NER) is a core task in information extraction, that is essential for many downstream tasks such as question answering (Mollá et al., 2006; Lee et al., 2020a), machine translation (Babych and Hartley, 2003; Ugawa et al., 2018), entity linking (Martins et al., 2019), and event extraction (Wadden et al., 2019). In recent years, with the proliferation of pre-trained language models (PLMs) (Devlin et al., 2019; Liu et al., 2019; Lee et al., 2020b), the performance of NER datasets plateaued.

There are several ways to analyze a generalization behavior to see whether the PLMs are able to predict various unseen mentions, such as: breaking down a holistic performance into fine-grained categories (Fu et al., 2020a,b), splitting benchmark datasets based on seen and unseen mentions (Lin et al., 2020), and partitioning unseen mentions into synonyms and concepts in the biomedical domain (Kim and Kang, 2021). In addition, it has been proven that PLMs tend to focus on dataset biases to solve particular benchmark datasets (Jia and Liang, 2017; Gururangan et al., 2018; Nie et al., 2020).

Exploiting dataset biases hinders the generalization capacity of PLMs to address unseen entities, which is critical in real-world situations. Thus, current debiasing methods have been suggested to prevent the overfitting of superficial cues in training datasets (Clark et al., 2019; Kim and Kang, 2021). For NER tasks, we found two problems to apply this directly on PLMs. First, Clark et al. (2019) introduced a product-of-expert to scale down the gradients of biased examples, but they ignored a class prior because the class distributions of particular datasets is uniformly distributed. In contrast, there is a severe class imbalance in the NER task, thus the dominating influence of easy-negative examples must be addressed (Meng et al., 2019; Li et al., 2020b; Mahabadi et al., 2020). Second, in biomedical named entity recognition (BioNER), Kim and Kang (2021) enhanced generalizability through the debiasing framework which replaces a bias-only model as a class distribution given word frequency. However, it is impossible to explicitly provide a training signal to out-of-vocabulary (OOV) words that do not appear in the training. For example, it is difficult to predict 'Latent BHRF1 transcripts' as an entity because the word 'Latent' does not occur in the training dataset but appears in the test dataset.

In this paper, we introduce a debiasing method RegLER that regularizes models to predict long-

<sup>1</sup><https://github.com/minstar/RegLER>

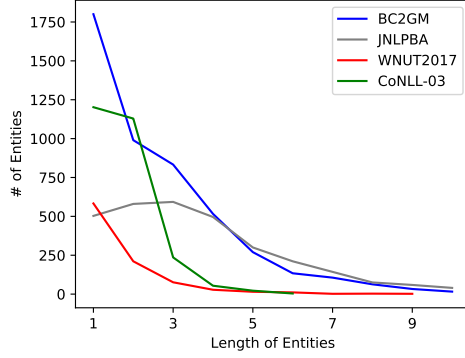


Figure 1: Entity length is variable and dependent on a specific domain or dataset.

named entities by alleviating class imbalance and OOV issues. When designing a class prior, we use pointwise mutual information (PMI) to measure the correlation score between a word and its class (Gururangan et al., 2018). Class imbalance is alleviated by reducing the influence of easy-negative examples such as ‘The’. We also leverage subword-level PMI scores to handle the dataset shift. For instance, a word ‘Latent’ can be split into subwords of ‘Late’ and ‘##nt’, and the word ‘Late’ only occurs with an ‘O’ label which can cause it to not be predicted as an entity. Thus, we debias the class distribution of the word ‘Late’ to predict it as an entity without the ‘O’ label.

Finally, previous studies have suggested that entity length can affect the predictions of the models (Fu et al., 2020b; Hong and Lee, 2020; Wei et al., 2020). As depicted in Figure 1, we observe that the entity length is variable and dependent on a specific domain or dataset. Biomedical datasets contain longer entities than general domain datasets on average because of adjectives or conjunctions found within the entity (Wei et al., 2020; Cho et al., 2020). For example, an entity ‘foot - and - mouth - disease virus L. protease’ consists of 10 words because of the adjectives (foot-and-mouth) and conjunctions (- or and). Thus, we formulate a target model (PLM in our case) that has flexibility depending on whether the entity length is short or long. In other words, our RegLER method adaptively smooths the class distribution of the entity length. The key intuition of our approach, depicted in Figure 2, is to explicitly incorporate the dataset biases into the target model to increase robustness against these biases.

Our contributions are as follows: (1) We introduce a model-agnostic debiasing method, RegLER,

to regularize the model to improve prediction for long-named entities by alleviating severe class imbalance and OOV issues in the NER task. (2) We demonstrate that our method significantly improves the ability of synonym and concept generalization and shows competitive in-domain performance among the biomedical and general domains.

## 2 Backgrounds

**Task Formulation** A NER is a task that identifies a word or phrase that corresponds to instances such as a person, location, organization, or miscellaneous. NER mainly focuses on extracting and classifying named entities in a corpus with predefined entity tags. We use the BIO tagging scheme (Ramshaw and Marcus, 1999), where B and I labels are concatenated with all target entity types and the O label indicates that a token belongs to no chunk, for example, B-PER and B-LOC. Formally, a sentence consists of an input sequence  $\mathbf{X} = \{x_1, x_2, \dots, x_N\}$  with length  $N$ , its ground truth labels of the input sequence  $\mathbf{Y} = \{y_1, y_2, \dots, y_N\}$ , and its predicted labels of the output sequence  $\hat{\mathbf{Y}} = \{\hat{y}_1, \hat{y}_2, \dots, \hat{y}_N\}$  where  $y_i \in \{1, 2, \dots, C\}$  and  $C$  is the number of classes. There are two widely used decoding strategies: tag-independent decoding (i.e., softmax) and tag-dependent decoding (i.e., conditional random field (Lafferty et al., 2001)). The goal of NER is to predict mentions by assigning the output label  $\hat{y}_i$  for each token  $x_i$  using the following decoding strategies:  $P(\hat{y}_i|\mathbf{X})$  or  $P(\hat{y}_i|\mathbf{X}, \hat{y}_1, \hat{y}_2, \dots, \hat{y}_{i-1})$ .

**Partitioning Benchmark Datasets** Given the annotated entities in the training dataset, we created an entity dictionary to split the evaluation dataset. In other words, using this dictionary generates two mention sets: mentions those that are seen and unseen during training (Lin et al., 2020; Kim and Kang, 2021). In particular BioNER task, a raw dataset suggests the CUI of each entity that signifies the same concept (or meaning) of different entities, forming a concept dictionary. We define our evaluation dataset to be split based on these dictionaries as follows,

- MEM :=  $\{M|M \in E_{tr}(M)\}$
- UNSEEN :=  $\{M|M \notin E_{tr}(M)\}$
- SYN :=  $\{M|M \notin E_{tr}(M), M \in C_{tr}(M)\}$
- CON :=  $\{M|M \notin E_{tr}(M), M \notin C_{tr}(M)\}$ ,

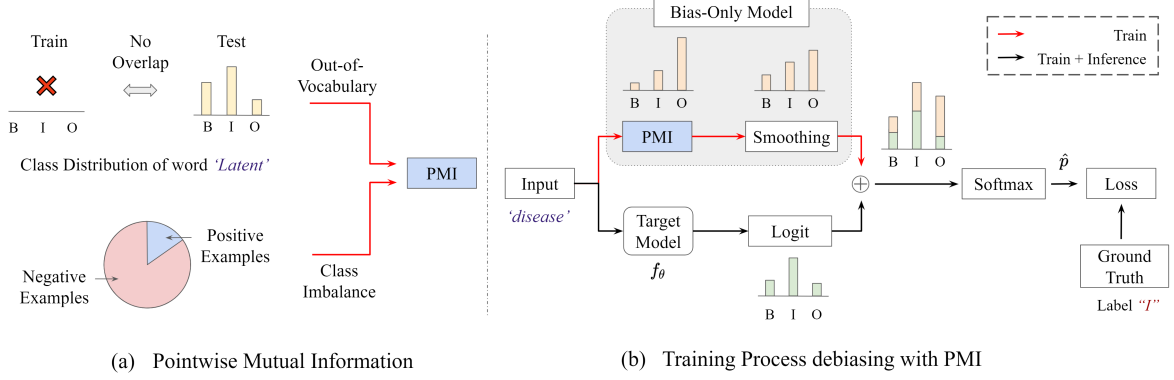


Figure 2: The overview of RegLER. (a) PMI reflects a solution of class imbalance, and the subword frequency solves an out-of-vocabulary (OOV) issue. For example, we depict the OOV issue with the word *Latent* that does not appear in the training dataset but occurs in the test dataset. We designed a class prior to reflecting the class imbalance inherent in the NER task. (b) We substitute a bias-only model with PMI statistic. For example, the word *disease* is mainly classified with an *I* (or inside) label, but the class distribution focuses on an *O* (or outside) label. Our bias-only model reduces the importance of the label *I* by adding the PMI score to the logit value of the target model ( $f_\theta$ ). Subsequently, we use temperature scaling (Guo et al., 2017) to smooth the class distribution of the normalized PMI depending on the entity length. The red line indicates that computing the PMI is only added during the training time.

where  $E_{tr}(M)$  and  $C_{tr}(M)$  refer to the entity and concept dictionary of the training dataset respectively, and  $M$  indicates the surface form of the entity. Memorization (MEM) contains mentions that appear in the training dataset. In contrast, UNSEEN contains mentions that do not occur in the training dataset. More specifically, in the BioNER dataset, we can further partition the UNSEEN mention set into synonym generalization (SYN) and concept generalization (CON) (Kim and Kang, 2021). We measure the generalization ability using these partitioned benchmark datasets.

**Evaluation Metrics** Evaluation of NER is divided into two parts: boundary detection and type identification (Li et al., 2020a). General domain NER identifies and classifies text spans into human-annotated categories (Sang and De Meulder, 2003). However, BioNER mostly focuses on computing an entity-level boundary detection. The common evaluation metric of NER and BioNER is to compute the entity-level metric using the micro-averaged F1 score:  $F1 = \frac{2 \cdot P \cdot R}{P + R}$ , where  $P$  and  $R$  are Precision and Recall respectively. Along with the common evaluation metric (F1 score) as an in-domain performance, we use the evaluation metric of (Kim and Kang, 2021) to report the recall score of partitioned mention sets because the predicted entities are likely not to exist in the annotated entities.

**Debiasing Framework** We illustrate the overall framework of our debiasing method RegLER in Figure 2(b). Given the input sequence of tokens  $\mathbf{X}$  and its ground truth labels  $\mathbf{Y}$ , a model has to predict the labels of the output sequence  $\hat{\mathbf{Y}}$ . As a simple ensemble method, we use a bias product that trains a product of experts (Hinton, 2002; Smith et al., 2005) and adds the log probabilities of the bias-only model and target model  $f_\theta$  (Clark et al., 2019; He et al., 2019). It is intuitive that the target model can prevent a focus on dataset biases during training. We compute a final probability as follows:

$$\hat{p}_i = \text{softmax}(\log(p_i) + \log(b_i)), \quad (1)$$

where  $\hat{p}_i \propto p_i \cdot b_i$ , a  $\log(p_i)$  is the log probability of the target model  $f_\theta$ , in which we desire to avoid over-trust in the surface form, and  $\log(b_i)$  is the log probability of the bias-only model.

By converting a bias-only model to word level statistics (Ko et al., 2020; Kim and Kang, 2021), the model can operate on these ensemble frameworks without introducing additional parameters and we adopt this to address a various dataset patterns. We define a loss function for our model as follows:

$$L = -\frac{1}{N} \sum_{i=1}^N y_i \cdot \hat{p}_i, \quad (2)$$

$$\hat{p}_i = \text{softmax}(\log(p_i) + \log(b_i)), \quad (3)$$

where  $N$  is the length of an input sequence. This loss function minimizes the negative log-likelihood of the distribution of final probability  $\hat{p}_i$  and its ground-truth label  $y_i$ . Note that  $\log(b_i)$  is only added during the training process, whereas it does not apply at inference time.

### 3 Motivation

**Long and Complex Structure Entities** In terms of entity length, there are several error cases in which longer terms are not well predicted. This can be easily observed through Figure 1. Hong and Lee (2020) shows that conjunctions or the special character "/" within an entity makes it challenging for the models to predict types of diseases and chemicals. Wei et al. (2020) demonstrated three primary reasons for error as follows: complex and long-named entities, annotation inconsistency on corpora, and abbreviations. As the bias-only model does not over-trust the dataset bias, we hypothesize that relative smoothing on the bias-only model predictions can increase robustness when dealing with long entities.

**Subword Frequency** We depict the OOV issue in Figure 2(a). It is impossible to explicitly provide a training signal to OOV words that do not occur during training (Leevy et al., 2018; Li et al., 2020b). For example, the word 'Latent' does not appear in the training dataset but occurs as a part of an entity in the test dataset as 'Latent BHRF1 transcripts'. Thus, it is difficult to apply a meaningful statistic based on a word unit. However, if subword statistics are applied, 'Latent' can be split into the subwords 'Late' and '##nt'. As the word 'Late' occurs with only an 'O' label in the training dataset, debiasing to predict without using the 'O' label enables capturing the entity 'Latent BHRF1 transcripts'. This example is fully detailed in Section 5.4.

**Modeling a Class Prior** A joint model of  $f_\theta(\hat{Y}|\mathbf{X})$  and  $\frac{P(\mathbf{Y}|\mathbf{X})}{P(\mathbf{Y})}$  is used by current debiasing methods (Clark et al., 2019). However, these methods use a bias-only model with learned parameters and ignore the  $P(\mathbf{Y})$  factor while designing because it does not need to reflect a class prior in a situation where the class distribution of a particular dataset (e.g., natural language inference) is uniformly distributed. In contrast, class imbalance is severe in NER tasks, increasing the need to address the dominating influence of easy-negative examples (Meng

Dataset	Entity Type	# of Sentences	Positive Examples	Negative Examples	Ratio
NCBI-disease	Disease	8,230	13K	203K	15.47
BC5CDR-disease	Disease	12,058	14K	313K	22.29
BC5CDR-chem	Drug/Chem.	12,126	14K	313K	22.08
BC4CHEMD	Drug/Chem.	89,664	129K	2.3M	17.83
BC2GM	Gene/Protein	21,370	44K	535K	11.96
JNLPBA	Gene/Protein	27,051	122K	637K	5.20
LINNAEUS	Species	21,459	4.3K	478K	110.71
Species-800	Species	8,723	6.7K	220K	32.79
CoNLL-2003	General	14,986	34K	170K	4.98
WNUT2017	General	3,394	15K	74K	4.79

Table 1: Data statistics of the NER tasks. All datasets are listed with the details: entity type, number of sentences, positive examples (B and I labels), negative examples (O labels), and the ratio of negative examples to positive examples (negative examples/positive examples).

et al., 2019; Li et al., 2020b; Mahabadi et al., 2020). In Table 1, we can easily see that the ratio of negative to positive examples is extremely high in the NER tasks. Thus, a class prior needs to be considered to reduce the influence of such easy-negative examples.

### 4 Methods

We start by introducing our debiasing method ReGLER, which utilizes PMI as a bias-only model to alleviate the OOV issue and class imbalance. For long entities, we provide an explanation for smoothing the class distribution via temperature scaling (Guo et al., 2017).

#### 4.1 Pointwise Mutual Information

To cope with the class-distribution shift of words between the training and test datasets<sup>2</sup>, we compute the PMI between the subword and class in the training dataset as follows:

$$PMI(subword, class) = \log \frac{P(subword, class)}{P(subword) \cdot P(class)} \quad (4)$$

For a numerical issue, we apply add-K smoothing to each subword frequency<sup>3</sup>.

Overall, PMI captures the correlation between subwords and their corresponding classes. We further suggest a method to understand how each mathematical expression operates. A joint distribution  $P(subword, class)$  assigns low training signals to subwords in which class distributions are dominant

<sup>2</sup>PMI was used as a correlation score between the word and class in a particular dataset (Gururangan et al., 2018)

<sup>3</sup>K is a hyperparameter and we use K=100, similar to (Gururangan et al., 2018) to emphasize correlations of word and class.



for a particular label. However,  $P(\text{subword}, \text{class})$  focuses on frequent subwords independent of class, such as 'disease' or 'deficiency'. To handle this problem, a  $P(\text{subword})$  alleviates the situation in which subwords appear frequently regardless of their class. Finally,  $P(\text{class})$  enhances regularization when the class imbalance between positive examples (B and I labels) and negative examples (O labels) is severe. Because there are many easy-negative examples, we want to prevent the training signals from being ruled by these easy-negatives.

As the PMI is much larger than the logit value of the target model  $f_\theta$ , we normalize the PMI to a probability distribution. We can then compute the normalized PMI (i.e.,  $PMI_{ic}$ ) and the final probability  $\hat{p}_i$  as follows:

$$PMI_{ic} = \frac{\exp(PMI_{ic})}{\sum_{c'=1}^C \exp(PMI_{ic'})} \quad (5)$$

$$\hat{p}_i = \text{softmax}(\log(p_i) + \log(PMI_i)) \quad (6)$$

where  $C$  is the number of classes in a particular dataset, and  $PMI_{ic}$  indicates the probability of the PMI corresponding to each class  $c$ .  $PMI_i = \{PMI_{i1}, PMI_{i2}, \dots, PMI_{iC}\}$  is the class distribution of the PMI for each token  $x_i$  in the training dataset.

## 4.2 Bias-weighted Scaling on Long-Named and Complex Entities

As illustrated in Figure 2, our RegLER method involves adaptively smoothing the class distribution of PMI using temperature scaling (Guo et al., 2017). Biomedical entities have long names and complex structures that contain conjunctions or adjectives (Wei et al., 2020; Cho et al., 2020). Thus, we define a temperature  $T_i$  that depends on the length  $L_i$  of the entity to smooth the class distribution of the PMI. Given the PMI probability  $PMI_{ic}$ , the new statistic is defined as below,

$$T_i := \begin{cases} 1 + \lambda \cdot L_i, & \text{if } L_i > 1 \\ 1, & \text{otherwise} \end{cases} \quad (7)$$

$$PMI_{ic} = \frac{\exp(PMI_{ic}/T_i)}{\sum_{c'=1}^C \exp(PMI_{ic'}/T_i)}. \quad (8)$$

$T_i$  is the temperature (Guo et al., 2017) of the token  $x_i$  to smooth the class distribution of  $PMI_{ic}$  depending on the entity length  $L_i$ , and  $\lambda$  is a hyperparameter. As  $T \rightarrow \infty$ , the probability  $PMI_{ic}$  approaches  $1/C$ , which represents the maximum uncertainty. Conversely, as  $T \rightarrow 0$ , the probability collapses to a point mass.

Notably, as PMI requires task-related information, it does not introduce additional memory requirements. We can also choose other statistics, such as the random value or word frequency corresponding to its class. However, we observe that using PMI achieves the best results. Moreover, improving the generalizability of our method appears to be beneficial for other class-imbalance tasks.

## 5 Experiments

In this section, we evaluate our debiasing method RegLER on the biomedical and general domain datasets of the NER task. We address three main questions in the experiments as follows: (1) How effective is our method as a bias-only model using length-dependent scaling, subword frequency, and the class prior? (2) Does bias-weighted scaling predict entities with long names and complex structures? (3) What components can support the capacity of generalization?

### 5.1 Experimental Settings

**Dataset** We evaluated our debiasing method on ten benchmark NER datasets including eight biomedical domains and two general domains. For the biomedical domains, we used eight datasets: disease entities NCBI-disease (Doğan et al., 2014), BC5CDR-disease (Li et al., 2016), drug and chemical entities BC5CDR-chemical (Li et al., 2016), BC4CHEMD (Krallinger et al., 2015), gene and protein entities BC2GM (Smith et al., 2008), JNLPBA (Kim et al., 2004), and species entities LINNAEUS (Gerner et al., 2010), and Species-800 (Pafilis et al., 2013). We followed the pre-processed version of the previous work (Crichton et al., 2017).<sup>4</sup> For the general domain, we used two English datasets: the CoNLL-2003 shared benchmark dataset (Sang and De Meulder, 2003) and WNUT-2017 which focuses on identifying unusual, previously unseen entities (Derczynski et al., 2017). We focused on improving both the in-domain performance and recall of our partitioned datasets (MEM, SYN, CON, and UNSEEN). Descriptions of data statistics are noted in Appendix A.

**Baselines** Our target models are composed of BERT and RoBERTa architectures, which have been widely used in many studies on NER. We used BioBERT (Lee et al., 2020b), SciBERT (Beltagy et al., 2019), PubmedBERT (LIU et al., 2020),

<sup>4</sup><https://github.com/cambridgeltl/MTL-Bioinformatics-2016>

Method	SUBWORD	CLASS	TEMP	NCBI-disease				BC5CDR-chem				LINNAEUS		
				MEM (R)	SYN (R)	CON (R)	Total (F1)	MEM (R)	SYN (R)	CON (R)	Total (F1)	MEM (R)	UNSEEN (R)	Total (F1)
<i>SciFive – base</i> †	✗	✗	✗	-	-	-	89.4	-	-	-	94.2	-	-	-
<i>SparkNLP</i> †	✗	✗	✗	-	-	-	89.1	-	-	-	-	-	-	86.3
<i>KeBioLM</i> †	✗	✗	✗	-	-	-	89.1	-	-	-	93.3	-	-	-
<i>CL – KL</i> †	✗	✗	✗	-	-	-	89.0	-	-	-	-	-	-	-
<i>BioFLAIR</i> †	✗	✗	✗	-	-	-	88.9	-	-	-	93.5	-	-	87.0
<i>BioBERT</i>	✗	✗	✗	95.5	80.8	83.5	88.3	97.2	82.9	86.9	92.1	98.2	58.3	87.8
<i>BioBERT + BP</i>	✗	✗	✗	93.9	81.1	84.1	88.1	96.8	83.1	88.0	92.0	98.1	60.4	87.0
<i>BioBERT + RegLER</i>	✓	✓	✓	<b>95.7</b>	<b>83.6</b>	86.5	89.0	97.1	83.8	88.2	92.3	98.4	<b>62.3</b>	88.1
<i>SciBERT</i>	✗	✗	✗	94.9	82.1	80.0	88.4	97.2	76.5	83.5	91.4	96.3	50.7	86.8
<i>SciBERT + BP</i>	✗	✗	✗	94.4	82.8	80.7	87.2	97.2	76.4	84.4	91.5	98.7	49.5	86.5
<i>SciBERT + RegLER</i>	✓	✓	✓	94.5	83.3	80.5	88.1	97.1	78.0	84.4	91.8	<b>99.0</b>	55.5	87.7
<i>PubmedBERT</i>	✗	✗	✗	94.0	80.7	80.0	87.8	98.2	85.2	86.0	93.3	98.2	55.9	87.5
<i>PubmedBERT + BP</i>	✗	✗	✗	94.1	81.8	81.6	87.4	98.0	87.1	86.8	93.3	98.6	57.2	87.4
<i>PubmedBERT + RegLER</i>	✓	✓	✓	95.3	82.6	83.4	88.3	98.5	85.8	87.1	93.8	98.9	59.0	<b>88.5</b>
<i>BioLM – base</i>	✗	✗	✗	93.5	82.4	86.2	88.0	98.6	89.6	88.6	92.8	98.3	55.9	88.0
<i>BioLM – base + BP</i>	✗	✗	✗	93.5	82.5	86.2	87.9	97.8	89.9	88.6	92.9	97.5	56.1	86.1
<i>BioLM – base + RegLER</i>	✓	✓	✓	93.5	83.1	86.7	88.6	<b>98.7</b>	90.0	88.9	93.2	97.9	56.2	87.4
<i>BioLM – large</i>	✗	✗	✗	94.8	80.4	83.7	88.5	98.3	88.4	89.0	94.1	98.8	55.2	87.5
<i>BioLM – large + BP</i>	✗	✗	✗	93.5	81.2	85.0	88.5	98.4	89.5	88.9	94.2	98.9	57.5	86.3
<i>BioLM – large + RegLER</i>	✓	✓	✓	95.1	83.2	<b>87.4</b>	<b>89.5</b>	<b>98.7</b>	<b>90.3</b>	<b>89.1</b>	<b>94.4</b>	<b>99.0</b>	58.2	87.5

Table 2: Performance of the debiasing method on the biomedical domain NER datasets. Each dataset is partitioned into memorization (MEM), synonym generalization (SYN), and concept generalization (CON). We use ✓ and ✗ to show the components that are used. † signifies the reported performance on the manuscript. Best performances are shown in bold.

and BioLM (Lewis et al., 2020) as our target models. To compare our experimental results, we report various strong models with written scores. These models are enumerated as follows: SciFive-base (Phan et al., 2021), Spark NLP (Kocaman and Talby, 2021), KeBioLM (Yuan et al., 2021), CL-KL (Wang et al., 2021), and BioFLAIR (Sharma and Daniel Jr, 2019). In the bias-only model, we compare RegLE with a class distribution of word frequency (Kim and Kang, 2021) which is suggested as row 2 of each block in Table 2. Rather than attempting PMI solely on the Bias-Product (BP), we extend our experiments to show how our method RegLE can operate with other debiasing methods such as Learned-Mixin (LM) and Learned-Mixin+H (Clark et al., 2019). Detailed explanations are given in Appendix B. We denote ✓ and ✗ when using subword frequency (SUBWORD), class prior (CLASS), and bias-weighted scaling (TEMP). Description of the training details and hyperparameters are provided in Appendix C.

## 5.2 Effectiveness of Our Debiasing Method

Experimental results on the biomedical domain are summarized in Table 2. Using three components, namely SUBWORD, CLASS, and TEMP, showed significant improvements in recall on SYN and CON, as

well as overall improvements to in-domain performance (F1). In the first block, we report five experimental results to compare our debiasing method RegLER. From the second to the sixth block, we probed the performance of various language models trained on the Bias-Product (BP) framework.

Compared to the fine-tuning language model (row 1 in each block), the absolute improvements of our method RegLER in SYN, CON, and in-domain performance (F1) were approximately 1.34%, 1.4% and 0.47%, respectively. In the BP framework, the absolute improvements of our method in SYN, CON, and F1 were approximately 1.01%, 0.82% and 0.66% compared to the (Kim and Kang, 2021) method, respectively.

While the BP framework is vulnerable to preserving memorization ability and in-domain performance, our method achieves competitive performance on all datasets and achieves state-of-the-art performance on three datasets. Because our method RegLER targets capturing long-named entities, we achieve the ability to generalize but fall behind various baselines in the general domain. We thus report our performance for the general domain in Appendix D. We conduct five runs with different seeds for all experiments. The t-tests indicate that  $p < 0.05$ . We report on other datasets owing to the

Method	SUBWORD	CLASS	TEMP	NCBI-disease				BC5CDR-chem			
				MEM (R)	SYN (R)	CON (R)	Total (F1)	MEM (R)	SYN (R)	CON (R)	Total (F1)
<i>BioLM</i> – large + RegLER	✗	✗	✗	93.5	81.2	85.0	88.1	98.4	89.5	88.9	94.2
<i>BioLM</i> – large + RegLER	✓	✗	✗	94.2	80.8	84.6	88.6	<b>98.7</b>	87.4	86.7	93.2
<i>BioLM</i> – large + RegLER	✗	✓	✗	94.7	82.4	84.8	88.6	98.6	88.5	87.5	93.5
<i>BioLM</i> – large + RegLER	✗	✗	✓	94.0	81.3	84.5	88.7	97.7	85.4	86.8	93.8
<i>BioLM</i> – large + RegLER	✓	✓	✗	<b>95.2</b>	82.5	<b>88.1</b>	88.5	98.6	90.1	<b>89.2</b>	93.6
<i>BioLM</i> – large + RegLER	✓	✗	✓	95.0	82.4	84.3	88.8	98.6	88.3	87.4	94.1
<i>BioLM</i> – large + RegLER	✗	✓	✓	94.8	<b>83.5</b>	86.2	89.1	98.4	89.9	88.3	94.3
<i>BioLM</i> – large + RegLER	✓	✓	✓	95.1	83.2	87.4	<b>89.5</b>	<b>98.7</b>	<b>90.3</b>	89.1	<b>94.4</b>

Table 3: Ablation study of three components on biomedical domain: subword frequency (SUBWORD), class prior (CLASS), and length dependent scaling (TEMP). Best performances are shown in bold.

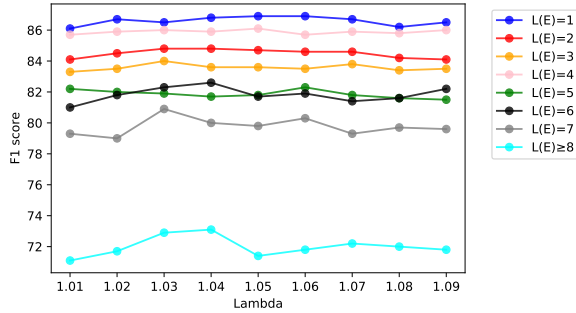


Figure 3: Bias-weighted scaling on long-named and complex entities.  $L(E)$  indicates an entity length.

space limit in Appendix E.

### 5.3 Quantitative Analysis

Overall, adopting three components not only boosts the performance of memorization ability in all cases but also improves generalizability by preventing dataset bias. In Table 3, we note that the class prior (CLASS) and subword frequency (SUBWORD) improve the memorization ability (MEM) but decrease the capacity of concept generalization (CON). However, a combination of SUBWORD and CLASS shows a consistent improvement in SYN and CON. Furthermore, applying temperature scaling (TEMP) based on the entity length enhances the ability of MEM. As we suggest the TEMP to improve prediction for the long-named entities, there is an increase in in-domain performance. Although the performance improvement itself appears insignificant, we will show that the improvement is large for long entities in the next paragraph. In summary, it seems that the three components maintain an equilibrium to increase the robustness of the model, allowing for a high capacity for generalization and memorization.

**Adjusting  $\lambda$  for Temperature Scaling** As shown in Figure 3, for the BC2GM (Smith et al., 2008) dataset, we conducted an ablation study by converting only the  $\lambda$  during training. Following previous work (Fu et al., 2020a), we adopt a fine-grained evaluation metric to partition the mention set based on the entity length. In Figure 1, since biomedical entities are much longer than general entities, we suggest the plot to select entity length in the range from one to eight. As observed, there is little change in the performance of the mention sets with a small length of entities. However, in the long-named entities ( $E(L) \geq 8$ ), we investigate that the F1 score improves by up to 2%. Detailed numerical values are reported in Appendix F.

### 5.4 Qualitative Analysis

In this section, we present two intuitive examples to better understand our approach. In Table 4, we demonstrate two examples of dealing with the OOV issue and predicting a long-named entity. For example, the word 'Latent' does not appear in the training dataset but occurs in the evaluation dataset. Thus, we cannot apply the class distribution of the word frequency based on the word unit. However, 'Latent' can be split into 'Late' and '##nt' using a subword tokenizer. Considering the word 'Late' highly co-occurs with the 'O' label, the bias-only model forces the target model to predict without taking the 'O' label into account. This enables recognition of the entity 'Latent BHRF1 transcripts'. By adopting bias-weighted scaling, our RegLER approach can capture entities that are long or exhibit complex structure. This also allows for the prediction of *foot - and - mouth - disease virus L protease* which includes conjunction (such as "and") and special symbol (such as "-"). In BioNER tasks, there are many more long entities,

JNLPBA (out-of-vocabulary 'Latent')
Sentence: <b>Latent BHRF1 transcripts</b> encoding <b>bcl - 2</b> homologue and <b>BCRF1 transcripts</b> encoding <b>viral interleukin ( vIL ) - 10</b> were detected in one and two of eight patients , respectively .
<i>BioLM - large</i> : <b>BHRF1 transcripts</b> , bcl - 2, BCRF1 transcripts, viral interleukin ( vIL ) - 10
<i>BioLM - large + RegLER (+ None)</i> : <b>BHRF1 transcripts</b> , bcl - 2 homologue, BCRF1 transcripts, viral interleukin ( vIL ) - 10
<i>BioLM - large + RegLER (+ SUBWORD)</i> : <b>Latent BHRF1 transcripts</b> , bcl - 2 homologue, BCRF1 transcripts, viral interleukin ( vIL ) - 10
BC2GM (Long-Named Entity)
Sentence: <b>Rhinovirus 2A protease</b> and <b>foot - and - mouth - disease virus L protease</b> were used to analyze the association of <b>eIF4G</b> with <b>eIF4A</b> , <b>eIF4E</b> , and <b>eIF3</b> .
<i>BioLM - large</i> : Rhinovirus 2A protease, <b>mouth - disease virus L protease</b> , eIF4G, eIF4A, eIF4E, eIF3
<i>BioLM - large + RegLER (+ None)</i> : Rhinovirus 2A protease, <b>mouth disease virus L protease</b> , eIF4G, eIF4A, eIF4E, eIF3
<i>BioLM - large + RegLER (+ TEMP)</i> : Rhinovirus 2A protease, <b>foot - and - mouth - disease virus L protease</b> , eIF4G, eIF4A, eIF4E, eIF3

Table 4: Example of dealing with the OOV issue and prediction for a long-named entity. Ground truth labels are in bold, incorrect answers are in red, and correct answers are in blue.

but we only show a relatively simple case to provide an intuition.

## 6 Related work

**Named Entity Recognition** Named Entity Recognition (NER) has long been studied and received attention for being a core task of information extraction. Initially, research of NER focused on constructing a model using handcrafted features (Zhou and Su, 2002; Bender et al., 2003; Settles, 2004). Because this is labor-intensive, deep learning approaches automatically extract features and label a sequence (dos Santos and Guimarães, 2015; Lample et al., 2016; Habibi et al., 2017). Recently, with the advent of pre-training on a large corpus, contextualized language models performed significantly better on benchmark datasets and reached a plateau in performance (Devlin et al., 2019; Liu et al., 2019; Beltagy et al., 2019; Lee et al., 2020b).

However, questions were raised about the generalization capabilities of pre-trained language models. Specifically, in NER tasks, Fu et al. (2020b) divided the set of test entities into different subsets and broke the overall performance down into interpretable categories. To explore the generalization ability, Lin et al. (2020) partitioned the benchmark datasets into seen and unseen mention sets to create situations of erasing name regularity, mention coverage, and context diversity. In BioNER, Kim and Kang (2021) split unseen mention sets into synonyms and concepts based on CUI overlap between the training and test datasets. The authors adopted a debiasing method to enhance generalization behavior.

**Dataset Bias and Debiasing Methods** In NLP tasks, dataset bias is a superficial cue or surface

form of text associated with specific labels. Recently, pre-trained language models (Devlin et al., 2019; Liu et al., 2019; Lee et al., 2020b) have tended to exploit dataset biases to predict rather than understand the relationship between words and labels (Gururangan et al., 2018; McCoy et al., 2019; Geirhos et al., 2020; Bender and Koller, 2020; Utama et al., 2020b; Du et al., 2021). This eventually led the advent of debiasing methods to enhance the generalization ability. Clark et al. (2019) introduced a product-of-expert as a model-agnostic approach of debiasing method to scale down the gradients on the biased examples. Mahabadi et al. (2020) proposed a bias-only model to focus on learning hard examples by reducing the relative importance of biased examples using focal loss. Schuster et al. (2019) suggested a regularization method to lower the weights of the give-away phrases causing the bias. As previous debiasing methods are vulnerable to preserving in-domain performance while improving out-of-domain performance, a confidence regularization (Utama et al., 2020a) method addresses this trade-off by connecting robustness against dataset biases and overconfident problems in neural models (Papernot et al., 2016; Feng et al., 2018). Our work is motivated by a debiasing framework with a prior distribution of task-related statistics (Ko et al., 2020; Kim and Kang, 2021), and we introduce another statistic that fits well for the task of class imbalance.

## 7 Conclusion

In this study, we introduce a debiasing method RegLER to regularize PLMs to predict well for various lengths of entities. We evaluated our models on partitioned benchmark datasets containing unseen mention sets to improve practicality in real-



world situations. RegLER shows a significant improvement when predicting long-named entities while preserving performance on short-named entities. While the debiasing framework is vulnerable to preserving memorization ability and in-domain performance, our method achieves competitive performance on all datasets. In our observation, a combination of modeling a class prior and debiasing on subword frequency improves the generalization ability of synonym and concept mention sets. We hope our method is meaningful to those who are working to improve the generalization ability of models.

## 8 Ethical Considerations

In this work, we focus on helping a wide range of existing Named Entity Recognition (NER) models to alleviate data bias and enhance generalization behavior. There may exist many different biases, however, we attempt to mitigate the class imbalance problem inherent in the benchmark NER datasets. As a result, our work promotes robustness with a high capacity for generalization and reduces concerns regarding manually annotating entities suffering from high class imbalance. To save energy, we will share our code and dataset publicly, and also suggest hyperparameters for each experiment to prevent additional trials and reduce further carbon emissions.

## References

- Bogdan Babych and Anthony Hartley. 2003. Improving machine translation quality with automatic named entity recognition. In *EAMT*.
- Iz Beltagy, Kyle Lo, and Arman Cohan. 2019. Scibert: A pretrained language model for scientific text. In *Proceedings of the 2019 Conference on Empirical Methods in Natural Language Processing and the 9th International Joint Conference on Natural Language Processing (EMNLP-IJCNLP)*.
- Emily M. Bender and Alexander Koller. 2020. [Climbing towards NLU: On meaning, form, and understanding in the age of data](#). In *Proceedings of the 58th Annual Meeting of the Association for Computational Linguistics*, pages 5185–5198, Online. Association for Computational Linguistics.
- Oliver Bender, Franz Josef Och, and Hermann Ney. 2003. Maximum entropy models for named entity recognition. In *Proceedings of the seventh conference on Natural language learning at HLT-NAACL 2003*.
- Minsoo Cho, Jihwan Ha, Chihyun Park, and Sanghyun Park. 2020. Combinatorial feature embedding based on cnn and lstm for biomedical named entity recognition. *Journal of biomedical informatics*.
- Christopher Clark, Mark Yatskar, and Luke Zettlemoyer. 2019. Don’t take the easy way out: Ensemble based methods for avoiding known dataset biases. In *Proceedings of the 2019 Conference on Empirical Methods in Natural Language Processing and the 9th International Joint Conference on Natural Language Processing (EMNLP-IJCNLP)*.
- Gamal Crichton, Sampo Pyysalo, Billy Chiu, and Anna Korhonen. 2017. A neural network multi-task learning approach to biomedical named entity recognition. *BMC bioinformatics*.
- Leon Derczynski, Eric Nichols, Marieke van Erp, and Nut Limsopatham. 2017. Results of the wnut2017 shared task on novel and emerging entity recognition. In *Proceedings of the 3rd Workshop on Noisy User-generated Text*.
- Jacob Devlin, Ming-Wei Chang, Kenton Lee, and Kristina Toutanova. 2019. Bert: Pre-training of deep bidirectional transformers for language understanding. In *Proceedings of the 2019 Conference of the North American Chapter of the Association for Computational Linguistics: Human Language Technologies, Volume 1 (Long and Short Papers)*.
- Rezarta Islamaj Doğan, Robert Leaman, and Zhiyong Lu. 2014. Ncbi disease corpus: a resource for disease name recognition and concept normalization. *Journal of biomedical informatics*.
- Cicero dos Santos and Victor Guimarães. 2015. Boosting named entity recognition with neural character embeddings. In *Proceedings of the Fifth Named Entity Workshop*.
- Mengnan Du, Varun Manjunatha, Rajiv Jain, Ruchi Deshpande, Franck Dernoncourt, Jiuxiang Gu, Tong Sun, and Xia Hu. 2021. Towards interpreting and mitigating shortcut learning behavior of nlu models.
- Shi Feng, Eric Wallace, Alvin Grissom II, Mohit Iyyer, Pedro Rodriguez, and Jordan Boyd-Graber. 2018. Pathologies of neural models make interpretations difficult. In *Proceedings of the 2018 Conference on Empirical Methods in Natural Language Processing*.
- Jinlan Fu, Pengfei Liu, and Graham Neubig. 2020a. [Interpretable multi-dataset evaluation for named entity recognition](#). In *Proceedings of the 2020 Conference on Empirical Methods in Natural Language Processing (EMNLP)*, pages 6058–6069, Online. Association for Computational Linguistics.
- Jinlan Fu, Pengfei Liu, and Qi Zhang. 2020b. Rethinking generalization of neural models: A named entity recognition case study. In *AAAI*.

- Robert Geirhos, Jörn-Henrik Jacobsen, Claudio Michaelis, Richard Zemel, Wieland Brendel, Matthias Bethge, and Felix A Wichmann. 2020. Shortcut learning in deep neural networks. *Nature Machine Intelligence*.
- Martin Gerner, Goran Nenadic, and Casey M Bergman. 2010. Linnaeus: a species name identification system for biomedical literature. *BMC bioinformatics*.
- Chuan Guo, Geoff Pleiss, Yu Sun, and Kilian Q Weinberger. 2017. On calibration of modern neural networks. In *International Conference on Machine Learning*.
- Suchin Gururangan, Swabha Swayamdipta, Omer Levy, Roy Schwartz, Samuel Bowman, and Noah A Smith. 2018. Annotation artifacts in natural language inference data. In *Proceedings of the 2018 Conference of the North American Chapter of the Association for Computational Linguistics: Human Language Technologies, Volume 2 (Short Papers)*.
- Maryam Habibi, Leon Weber, Mariana Neves, David Luis Wiegandt, and Ulf Leser. 2017. Deep learning with word embeddings improves biomedical named entity recognition. *Bioinformatics*.
- He He, Sheng Zha, and Haohan Wang. 2019. Unlearn dataset bias in natural language inference by fitting the residual. In *Proceedings of the 2nd Workshop on Deep Learning Approaches for Low-Resource NLP (DeepLo 2019)*.
- Geoffrey E Hinton. 2002. Training products of experts by minimizing contrastive divergence. *Neural computation*.
- SK Hong and Jae-Gil Lee. 2020. Dtranner: biomedical named entity recognition with deep learning-based label-label transition model. *BMC bioinformatics*.
- Robin Jia and Percy Liang. 2017. Adversarial examples for evaluating reading comprehension systems. In *Proceedings of the 2017 Conference on Empirical Methods in Natural Language Processing*.
- Hyunjae Kim and Jaewoo Kang. 2021. How do your biomedical named entity models generalize to novel entities? *arXiv preprint arXiv:2101.00160*.
- Jin-Dong Kim, Tomoko Ohta, Yoshimasa Tsuruoka, Yuka Tateisi, and Nigel Collier. 2004. Introduction to the bio-entity recognition task at jnlpba. In *Proceedings of the international joint workshop on natural language processing in biomedicine and its applications*.
- Diederik P Kingma and Jimmy Ba. 2014. Adam: A method for stochastic optimization. *arXiv preprint arXiv:1412.6980*.
- Miyoung Ko, Jinhyuk Lee, Hyunjae Kim, Gangwoo Kim, and Jaewoo Kang. 2020. Look at the first sentence: Position bias in question answering. In *Proceedings of the 2020 Conference on Empirical Methods in Natural Language Processing (EMNLP)*.
- Veysel Kocaman and David Talby. 2021. Spark nlp: Natural language understanding at scale. *Software Impacts*.
- Martin Krallinger, Obdulia Rabal, Florian Leitner, Miguel Vazquez, David Salgado, Zhiyong Lu, Robert Leaman, Yanan Lu, Donghong Ji, Daniel M Lowe, et al. 2015. The chemdner corpus of chemicals and drugs and its annotation principles. *Journal of cheminformatics*.
- John Lafferty, Andrew McCallum, and Fernando CN Pereira. 2001. Conditional random fields: Probabilistic models for segmenting and labeling sequence data.
- Guillaume Lample, Miguel Ballesteros, Sandeep Subramanian, Kazuya Kawakami, and Chris Dyer. 2016. Neural architectures for named entity recognition. In *Proceedings of the 2016 Conference of the North American Chapter of the Association for Computational Linguistics: Human Language Technologies*.
- Jinhyuk Lee, Sean S. Yi, Minbyul Jeong, Mujeen Sung, WonJin Yoon, Yonghwa Choi, Miyoung Ko, and Jaewoo Kang. 2020a. Answering questions on COVID-19 in real-time. In *Proceedings of the 1st Workshop on NLP for COVID-19 (Part 2) at EMNLP 2020*, Online. Association for Computational Linguistics.
- Jinhyuk Lee, Wonjin Yoon, Sungdong Kim, Donghyeon Kim, Sunkyu Kim, Chan Ho So, and Jaewoo Kang. 2020b. Biobert: a pre-trained biomedical language representation model for biomedical text mining. *Bioinformatics*.
- Joffrey L Leevy, Taghi M Khoshgoftaar, Richard A Bauder, and Naeem Seliya. 2018. A survey on addressing high-class imbalance in big data. *Journal of Big Data*.
- Patrick Lewis, Myle Ott, Jingfei Du, and Veselin Stoyanov. 2020. Pretrained language models for biomedical and clinical tasks: Understanding and extending the state-of-the-art. In *Proceedings of the 3rd Clinical Natural Language Processing Workshop*.
- Jiao Li, Yueping Sun, Robin J Johnson, Daniela Sciaky, Chih-Hsuan Wei, Robert Leaman, Allan Peter Davis, Carolyn J Mattingly, Thomas C Wiegers, and Zhiyong Lu. 2016. Biocreative v cdr task corpus: a resource for chemical disease relation extraction. *Database*.
- Jing Li, Aixin Sun, Jianglei Han, and Chenliang Li. 2020a. A survey on deep learning for named entity recognition. *IEEE Transactions on Knowledge and Data Engineering*.
- Xiaoya Li, Xiaofei Sun, Yuxian Meng, Junjun Liang, Fei Wu, and Jiwei Li. 2020b. Dice loss for data-imbalanced nlp tasks. In *Proceedings of the 58th Annual Meeting of the Association for Computational Linguistics*.

- Hongyu Lin, Yaojie Lu, Xianpei Han, and Le Sun. 2020. A rigorous study on named entity recognition: Can fine-tuning pretrained model lead to the promised land? *arXiv preprint arXiv:2004.12126*.
- TRISTAN NAUMANN LIU, JIANFENG GAO, and HOIFUNG POON. 2020. Domain-specific language model pretraining for biomedical natural language processing. *arXiv preprint arXiv:2007.15779*.
- Yinhan Liu, Myle Ott, Naman Goyal, Jingfei Du, Mandar Joshi, Danqi Chen, Omer Levy, Mike Lewis, Luke Zettlemoyer, and Veselin Stoyanov. 2019. Roberta: A robustly optimized bert pretraining approach. *arXiv preprint arXiv:1907.11692*.
- Rabeeh Karimi Mahabadi, Yonatan Belinkov, and James Henderson. 2020. End-to-end bias mitigation by modelling biases in corpora. In *Proceedings of the 58th Annual Meeting of the Association for Computational Linguistics*.
- Pedro Henrique Martins, Zita Marinho, and André F. T. Martins. 2019. [Joint learning of named entity recognition and entity linking](#). In *Proceedings of the 57th Annual Meeting of the Association for Computational Linguistics: Student Research Workshop*, pages 190–196, Florence, Italy. Association for Computational Linguistics.
- Tom McCoy, Ellie Pavlick, and Tal Linzen. 2019. Right for the wrong reasons: Diagnosing syntactic heuristics in natural language inference. In *Proceedings of the 57th Annual Meeting of the Association for Computational Linguistics*.
- Yuxian Meng, Muyu Li, Xiaoya Li, Wei Wu, and Jiwei Li. 2019. Dsreg: Using distant supervision as a regularizer. *arXiv preprint arXiv:1905.11658*.
- Diego Mollá, Menno Van Zaanen, Daniel Smith, et al. 2006. Named entity recognition for question answering.
- Yixin Nie, Adina Williams, Emily Dinan, Mohit Bansal, Jason Weston, and Douwe Kiela. 2020. Adversarial nli: A new benchmark for natural language understanding. In *Proceedings of the 58th Annual Meeting of the Association for Computational Linguistics*.
- Evangelos Pafilis, Sune P Frankild, Lucia Fanini, Sarah Faulwetter, Christina Pavloudi, Aikaterini Vasileiadou, Christos Arvanitidis, and Lars Juhl Jensen. 2013. The species and organisms resources for fast and accurate identification of taxonomic names in text. *PLoS one*.
- Nicolas Papernot, Patrick McDaniel, Xi Wu, Somesh Jha, and Ananthram Swami. 2016. Distillation as a defense to adversarial perturbations against deep neural networks. In *2016 IEEE symposium on security and privacy (SP)*.
- Long N Phan, James T Anibal, Hieu Tran, Shaurya Chanana, Erol Bahadroglu, Alec Peltekian, and Grégoire Altan-Bonnet. 2021. Scifive: a text-to-text transformer model for biomedical literature. *arXiv preprint arXiv:2106.03598*.
- Lance A Ramshaw and Mitchell P Marcus. 1999. Text chunking using transformation-based learning. In *Natural language processing using very large corpora*.
- Erik Tjong Kim Sang and Fien De Meulder. 2003. Introduction to the conll-2003 shared task: Language-independent named entity recognition. In *Proceedings of the Seventh Conference on Natural Language Learning at HLT-NAACL 2003*.
- Tal Schuster, Darsh Shah, Yun Jie Serene Yeo, Daniel Roberto Filizzola Ortiz, Enrico Santus, and Regina Barzilay. 2019. [Towards debiasing fact verification models](#). In *Proceedings of the 2019 Conference on Empirical Methods in Natural Language Processing and the 9th International Joint Conference on Natural Language Processing (EMNLP-IJCNLP)*, pages 3419–3425, Hong Kong, China. Association for Computational Linguistics.
- Stefan Schweter and Alan Akbik. 2020. Flert: Document-level features for named entity recognition. *arXiv preprint arXiv:2011.06993*.
- Burr Settles. 2004. Biomedical named entity recognition using conditional random fields and rich feature sets. In *Proceedings of the international joint workshop on natural language processing in biomedicine and its applications (NLPBA/BioNLP)*.
- Shreyas Sharma and Ron Daniel Jr. 2019. Bioflair: Pretrained pooled contextualized embeddings for biomedical sequence labeling tasks. *arXiv preprint arXiv:1908.05760*.
- Andrew Smith, Trevor Cohn, and Miles Osborne. 2005. Logarithmic opinion pools for conditional random fields. In *Proceedings of the 43rd Annual Meeting on Association for Computational Linguistics*.
- Larry Smith, Lorraine K Tanabe, Rie Johnson nee Ando, Cheng-Ju Kuo, I-Fang Chung, Chun-Nan Hsu, Yu-Shi Lin, Roman Klinger, Christoph M Friedrich, Kuzman Ganchev, et al. 2008. Overview of biocreative ii gene mention recognition. *Genome biology*.
- Arata Ugawa, Akihiro Tamura, Takashi Ninomiya, Hiroya Takamura, and Manabu Okumura. 2018. Neural machine translation incorporating named entity. In *Proceedings of the 27th International Conference on Computational Linguistics*.
- Prasetya Ajie Utama, Nafise Sadat Moosavi, and Iryna Gurevych. 2020a. Mind the trade-off: Debiasing nlu models without degrading the in-distribution performance. In *Proceedings of the 58th Annual Meeting of the Association for Computational Linguistics*.

Prasetya Ajie Utama, Nafise Sadat Moosavi, and Iryna Gurevych. 2020b. Towards debiasing nlu models from unknown biases. In *Proceedings of the 2020 Conference on Empirical Methods in Natural Language Processing (EMNLP)*.

David Wadden, Ulme Wennberg, Yi Luan, and Hananeh Hajishirzi. 2019. Entity, relation, and event extraction with contextualized span representations. In *EMNLP-IJCNLP*.

Xinyu Wang, Yong Jiang, Nguyen Bach, Tao Wang, Zhongqiang Huang, Fei Huang, and Kewei Tu. 2020. Automated concatenation of embeddings for structured prediction. *arXiv preprint arXiv:2010.05006*.

Xinyu Wang, Yong Jiang, Nguyen Bach, Tao Wang, Zhongqiang Huang, Fei Huang, and Kewei Tu. 2021. Improving named entity recognition by external context retrieving and cooperative learning. *arXiv preprint arXiv:2105.03654*.

Hao Wei, Mingyuan Gao, Ai Zhou, Fei Chen, Wen Qu, Yijia Zhang, and Mingyu Lu. 2020. A multichannel biomedical named entity recognition model based on multitask learning and contextualized word representations. *Wireless Communications and Mobile Computing*.

Ikuya Yamada, Akari Asai, Hiroyuki Shindo, Hideaki Takeda, and Yuji Matsumoto. 2020. Luke: Deep contextualized entity representations with entity-aware self-attention. In *Proceedings of the 2020 Conference on Empirical Methods in Natural Language Processing (EMNLP)*.

Zheng Yuan, Yijia Liu, Chuanqi Tan, Songfang Huang, and Fei Huang. 2021. Improving biomedical pre-trained language models with knowledge. *arXiv preprint arXiv:2104.10344*.

GuoDong Zhou and Jian Su. 2002. Named entity recognition using an hmm-based chunk tagger. In *Proceedings of the 40th Annual Meeting of the Association for Computational Linguistics*.

## A Dataset Statistics

Following the previous works (Lin et al., 2020; Kim and Kang, 2021), in Table 5, we partition the top three datasets that suggest the concept unique ID (CUI) in order to split the unseen mention set into SYN and CON. Without the CUI, we partition the benchmark datasets into MEM and UNSEEN mention sets.

## B Learned-Mixin and Learned-Mixin+H

Following the previous work (Clark et al., 2019), we use an ensemble framework that combines a target model  $f_\theta$  and a bias-only model  $\frac{P(Y|X)}{P(Y)}$  as a statistic. We also extend our ensemble methods to Learned-Mixin and Learned-Mixin+H without

Dataset	Dev			Test		
	MEM	SYN	CON	MEM	SYN	CON
NCBI-disease	514	184	87	594	196	164
BC5CDR-disease	2624	899	632	2802	882	631
BC5CDR-chem	3432	460	1394	3293	515	1538
	MEM	UNSEEN		MEM	UNSEEN	
BC4CHEMD	18337	11082		15974	9324	
BC2GM	1250	1810		2625	3697	
JNLPBA	6356	2214		3616	2614	
LINNAEUS	516	189		976	448	
Species-800	130	254		270	494	
CoNLL-2003	3963	1854		2993	2500	

Table 5: Partitioned benchmark datasets to evaluate generalization ability following the previous works (Lin et al., 2020; Kim and Kang, 2021)

utilizing a bias product. We compute a final probability as below:

$$g(x_i) = \text{softplus}(w \cdot h_i), \quad (9)$$

$$\hat{p}_i = \text{softmax}(\log(p_i) + g(x_i) \cdot \log(b_i)), \quad (10)$$

where  $g$  is a learned function with a learned vector  $w$  and the final hidden layer  $h_i$  of the target model for the token  $x_i$ . Herein, a  $\text{softplus}(x) = \log(1 + e^x)$  function is used to prevent the target model from reversing the bias (Clark et al., 2019).

However, the Learned-Mixin method tends to ignore a bias probability  $\log(b_i)$ . Thus, (Clark et al., 2019) also suggested the Learned-Mixin+H method which adds the entropy penalty to the objective function, preventing the target model from ignoring the bias probability  $\log(b_i)$ . An objective function with entropy penalty is computed as follows:

$$R = w \cdot H(\text{softmax}(g(x_i) \cdot \log(b_i))) \quad (11)$$

$$L = -\frac{1}{N} \sum_{i=1}^N y_i \cdot \hat{p}_i + R, \quad (12)$$

where  $H(z) = -\sum_k z_k \log(z_k)$  is the entropy and  $w$  is a hyperparameter (we select 0.2 in our experiments).

A Learned-Mixin framework that prevents the target model from reversing the bias decreases generalizability while increasing memorization ability. The experimental results show a similar trend to the bias-product framework thus we did not report this



in our table. Furthermore, the Learned-Mixin+H method shows unstable results because the two regularization functions (i.e., entropy penalty and temperature scaling) conflict with each other in a bias-only model. In other words, the entropy penalty encourages the bias-only model to be non-uniform, but the temperature scaling forces the model to be uniform. Owing to the low and unstable results, we removed these two methods from our results.

## C Hyperparameter and Training Details

We describe our hyperparameter and training details. For all training models, we used at batch size of 32 and the Adam optimizer (Kingma and Ba, 2014) with a learning rate in the range of  $\{5e-6, 1e-5, 3e-5\}$ . We used a warmup rate in the range of  $\{0, 5000\}$  steps for all datasets and a training seed in the range of  $\{1, 2, 3, 4, 5\}$  to conduct five runs. The length of the input sequence was set to 128 in the biomedical domain and 256 in the general domain dataset. If the sentence length is longer than 128 or 256, respectively, then the sentence was divided into multiple sentences. A training epoch was selected in the range of  $\{20, 50\}$ . To adopt temperature scaling (Guo et al., 2017) depending on the entity length, we used a lambda ( $\lambda$ ) in the range of  $\{0.01, 0.1\}$ . For training and inference of all the experimental results, we use one graphics processing unit (NVIDIA Titan Xp). Our code is based on the PyTorch implementation of (Lee et al., 2020b).<sup>5</sup> Most of the previous studies used a training dataset containing the training and development dataset in the BioNER task. In our experiments, we followed previous works to use the development dataset in our training process for the biomedical NER dataset.

## D Experimental Results of the General Domain

We used BERT (Devlin et al., 2019) and RoBERTa (Liu et al., 2019) as our target models. We enumerate our baselines as follows: ACE+document-context (Wang et al., 2020), LUKE (Yamada et al., 2020), and FLERTXLM-R (Schweter and Akbik, 2020). For the evaluation, the WNUT-2017 dataset has its own evaluation metric that measures how good systems are at correctly recognizing a diverse range of entities, rather than simply measuring the very frequent surface forms.

On the CoNLL 2003 dataset, because RegLER aims to predict long-named entities, improvements in in-domain and generalization abilities (MEM and UNSEEN) are not effective. However, RegLER shows a significant improvement on the WNUT 2017 dataset, which is composed of unseen mentions on the test dataset. Compared to the fine-tuning language model (the first row in each block), the absolute improvements of RegLER in the in-domain and surface form performance are approximately 1.5% and 2.15%, respectively. In addition, the absolute improvements of RegLER for the in-domain and surface form performances are approximately 1.5% and 2.0%, respectively compared to (Kim and Kang, 2021). Based on these results, we believe that using RegLER shows little degradation in the surface form performance compared to the in-domain performance. This means that our method learns various mention forms, rather than focusing on a specific mention form.

## E Experimental Results of Other Biomedical Datasets

Table 8 shows our results for the rest of the biomedical NER datasets. The main trend is similar in that our approach enhances the recall of MEM and UNSEEN while preserving (or sometimes improving) the in-domain performance. Our RegLER method shows competitive results on the BC4CHEMD, BC2GM, and BC5CDR-disease datasets. We conducted five runs with different seeds for all the experiments. The t-test indicated that  $p < 0.05$ .

## F Experimental Results of Various Lambda

As stated, Table 7 shows that in a mention set with a small entity length (i.e.,  $E(L)$  is low), there is no significant difference in performance even if  $\lambda$  changes. However, we find that a mention set of long-named entities (i.e.,  $E(L) \geq 8$ ) exhibits at high-performance gap between low  $\lambda$  and high  $\lambda$  values. Because it is difficult to find an optimal  $\lambda$  for each mention set, finding it through a validation setting or set a  $\lambda$  as a learnable parameter appears to be a good approach.

<sup>5</sup><https://github.com/dmis-lab/biobert-pytorch>

Method	SUBWORD	CLASS	TEMP	CoNLL 2003			WNUT 2017	
				MEM (R)	UNSEEN (R)	Total (F1)	Total (F1)	Surface (F1)
<i>ACE + document – context</i> †	✗	✗	✗	-	-	<b>94.6</b>	-	-
<i>CL – KL</i> †	✗	✗	✗	-	-	93.9	-	<b>60.5</b>
<i>FLERTXLM – R</i> †	✗	✗	✗	-	-	94.1	-	-
<i>LUKE</i> †	✗	✗	✗	-	-	94.3	-	-
<i>BERT – base</i>	✗	✗	✗	94.7	88.0	91.0	45.1	43.1
<i>BERT – base + BP</i>	✗	✗	✗	93.8	88.4	90.9	44.3	42.3
<i>BERT – base + RegLER</i>	✓	✓	✓	95.2	89.1	91.5	47.8	46.6
<i>RoBERTa – base</i>	✗	✗	✗	94.1	88.7	90.3	52.4	50.1
<i>RoBERTa – base + BP</i>	✗	✗	✗	93.5	88.7	90.8	52.5	50.8
<i>RoBERTa – base + RegLER</i>	✓	✓	✓	94.4	89.1	90.8	52.8	51.2
<i>BERT – large</i>	✗	✗	✗	94.9	89.4	91.9	49.6	47.7
<i>BERT – large + BP</i>	✗	✗	✗	94.7	89.6	91.9	49.9	48.1
<i>BERT – large + RegLER</i>	✓	✓	✓	95.2	89.8	92.0	50.7	49.3
<i>RoBERTa – large</i>	✗	✗	✗	95.6	90.0	91.8	57.1	55.9
<i>RoBERTa – large + BP</i>	✗	✗	✗	95.2	90.4	92.4	57.5	56.1
<i>RoBERTa – large + RegLER</i>	✓	✓	✓	<b>95.7</b>	<b>90.8</b>	92.3	<b>58.9</b>	58.3

Table 6: Performance of RegLER on the general domain NER datasets.

BC2GM								
$\lambda$	E(L) = 1 (P/R/F)	E(L) = 2 (P/R/F)	E(L) = 3 (P/R/F)	E(L) = 4 (P/R/F)	E(L) = 5 (P/R/F)	E(L) = 6 (P/R/F)	E(L) = 7 (P/R/F)	E(L) ≥ 8 (P/R/F)
1.09	87.4 / 85.6 / 86.5	85.3 / 83.4 / 84.1	86.2 / 85.9 / 86.0	83.6 / 83.5 / 83.5	81.4 / 81.6 / 81.5	82.2 / 82.1 / 82.2	80.4 / 78.8 / 79.6	69.6 / 74.1 / 71.8
1.08	87.1 / 85.3 / 86.2	85.1 / 83.3 / 84.2	86.0 / 85.5 / 85.8	83.6 / 83.3 / 83.4	81.7 / 81.5 / 81.6	81.5 / 81.8 / 81.6	80.5 / 79.0 / 79.7	70.1 / 73.8 / 72.0
1.07	87.6 / 85.9 / 86.7	85.4 / 83.7 / 84.6	86.1 / 85.7 / 85.9	83.9 / 83.7 / 83.8	82.0 / 81.7 / 81.8	81.2 / 81.6 / 81.4	79.7 / 78.8 / 79.3	70.7 / 73.8 / 72.2
1.06	87.5 / 86.3 / 86.9	85.4 / 83.9 / 84.6	85.7 / 85.7 / 85.7	83.4 / 83.6 / 83.5	82.1 / 82.5 / 82.3	81.6 / 82.1 / 81.9	80.1 / 80.4 / 80.3	70.1 / 73.6 / 71.8
1.05	87.6 / 86.3 / 86.9	85.5 / 83.9 / 84.7	86.2 / 86.0 / 86.1	83.6 / 83.5 / 83.6	81.8 / 81.9 / 81.8	81.2 / 82.2 / 81.7	80.2 / 79.7 / 79.8	69.4 / 73.5 / 71.4
1.04	87.6 / 86.1 / 86.8	85.6 / 84.0 / 84.8	86.1 / 85.7 / 85.9	83.7 / 83.5 / 83.6	81.8 / 81.7 / 81.7	82.3 / 83.0 / 82.6	80.3 / 79.8 / 80.0	71.6 / 74.7 / 73.1
1.03	87.2 / 85.8 / 86.5	85.7 / 83.9 / 84.8	81.2 / 85.9 / 86.0	84.1 / 83.8 / 84.0	81.9 / 81.8 / 81.9	82.0 / 82.5 / 82.3	80.9 / 80.8 / 80.9	71.5 / 74.5 / 72.9
1.02	87.5 / 86.0 / 86.7	85.3 / 83.7 / 84.5	86.1 / 85.7 / 85.9	83.5 / 83.4 / 83.5	82.1 / 81.9 / 82.0	81.5 / 82.0 / 81.8	79.4 / 78.7 / 79.0	70.2 / 73.3 / 71.7
1.01	87.0 / 85.2 / 86.1	85.0 / 83.3 / 84.1	85.8 / 85.5 / 85.7	83.2 / 83.4 / 83.3	82.2 / 82.2 / 82.2	80.5 / 81.6 / 81.0	79.2 / 79.3 / 79.3	69.4 / 72.8 / 71.1

Table 7: Ablation study of using various  $\lambda$  values. E(L) signifies the length of the entity.

Dataset	Method	SUBWORD	CLASS	TEMP	Eval Metric		
					MEM (R)	UNSEEN (R)	Total (F1)
BC4CHEMD	<i>SciFive – Base</i>	✗	✗	✗	-	-	-
	<i>SparkNLP</i>	✗	✗	✗	-	-	<b>93.7</b>
	<i>KeBioLM</i>	✗	✗	✗	-	-	-
	<i>CL – KL</i>	✗	✗	✗	-	-	-
	<i>BioFLAIR</i>	✗	✗	✗	-	-	-
	<i>BioBERT</i>	✗	✗	✗	95.6	82.6	91.1
	<i>BioBERT + BP</i>	✗	✗	✗	94.9	83.3	91.0
	<i>BioBERT + RegLER</i>	✓	✓	✓	95.8	83.9	91.4
	<i>SciBERT</i>	✗	✗	✗	94.2	79.2	89.4
	<i>SciBERT + BP</i>	✗	✗	✗	94.2	80.5	89.4
	<i>SciBERT + RegLER</i>	✓	✓	✓	94.2	81.1	89.4
	<i>PubmedBERT</i>	✗	✗	✗	95.3	82.8	91.2
	<i>PubmedBERT + BP</i>	✗	✗	✗	95.3	83.7	91.2
	<i>PubmedBERT + RegLER</i>	✓	✓	✓	95.5	83.5	91.4
	<i>BioLM – base</i>	✗	✗	✗	95.4	86.5	91.4
	<i>BioLM – base + BP</i>	✗	✗	✗	95.1	86.6	91.1
	<i>BioLM – base + RegLER</i>	✓	✓	✓	96.0	87.1	92.5
	<i>BioLM – large</i>	✗	✗	✗	<b>96.3</b>	88.2	93.2
	<i>BioLM – large + BP</i>	✗	✗	✗	<b>96.3</b>	88.5	93.4
	<i>BioLM – large + RegLER</i>	✓	✓	✓	96.2	<b>88.9</b>	93.6
BC2GM	<i>SciFive – Base</i>	✗	✗	✗	-	-	-
	<i>SparkNLP</i>	✗	✗	✗	-	-	-
	<i>KeBioLM</i>	✗	✗	✗	-	-	<b>85.1</b>
	<i>CL – KL</i>	✗	✗	✗	-	-	-
	<i>BioFLAIR</i>	✗	✗	✗	-	-	-
	<i>BioBERT</i>	✗	✗	✗	89.8	80.2	83.5
	<i>BioBERT + BP</i>	✗	✗	✗	89.2	80.2	83.4
	<i>BioBERT + RegLER</i>	✓	✓	✓	89.7	80.6	83.7
	<i>SciBERT</i>	✗	✗	✗	88.6	77.5	82.1
	<i>SciBERT + BP</i>	✗	✗	✗	88.1	78.4	82.0
	<i>SciBERT + RegLER</i>	✓	✓	✓	88.5	78.9	82.4
	<i>PubmedBERT</i>	✗	✗	✗	89.9	81.1	84.1
	<i>PubmedBERT + BP</i>	✗	✗	✗	89.1	81.1	83.8
	<i>PubmedBERT + RegLER</i>	✓	✓	✓	90.7	81.8	84.4
	<i>BioLM – base</i>	✗	✗	✗	90.5	81.8	83.5
	<i>BioLM – base + BP</i>	✗	✗	✗	90.2	82.1	82.9
	<i>BioLM – base + RegLER</i>	✓	✓	✓	<b>90.8</b>	<b>82.8</b>	84.7
	<i>BioLM – large</i>	✗	✗	✗	90.7	82.1	84.6
	<i>BioLM – large + BP</i>	✗	✗	✗	<b>90.8</b>	82.1	<b>85.1</b>
	<i>BioLM – large + RegLER</i>	✓	✓	✓	<b>90.8</b>	82.7	<b>85.1</b>
JNLPBA	<i>SciFive – Base</i>	✗	✗	✗	-	-	-
	<i>SparkNLP</i>	✗	✗	✗	-	-	81.3
	<i>KeBioLM</i>	✗	✗	✗	-	-	<b>82.0</b>
	<i>CL – KL</i>	✗	✗	✗	-	-	-
	<i>BioFLAIR</i>	✗	✗	✗	-	-	77.0
	<i>BioBERT</i>	✗	✗	✗	89.7	73.7	76.2
	<i>BioBERT + BP</i>	✗	✗	✗	89.4	74.1	76.4
	<i>BioBERT + RegLER</i>	✓	✓	✓	89.8	74.3	76.7
	<i>SciBERT</i>	✗	✗	✗	89.7	73.5	76.1
	<i>SciBERT + BP</i>	✗	✗	✗	89.3	74.2	76.4
	<i>SciBERT + RegLER</i>	✓	✓	✓	89.7	74.6	76.4
	<i>PubmedBERT</i>	✗	✗	✗	90.2	74.7	77.3
	<i>PubmedBERT + BP</i>	✗	✗	✗	89.3	75.2	77.1
	<i>PubmedBERT + RegLER</i>	✓	✓	✓	89.8	75.7	77.2
	<i>BioLM – base</i>	✗	✗	✗	<b>90.3</b>	75.7	76.8
	<i>BioLM – base + BP</i>	✗	✗	✗	89.6	76.0	76.2
	<i>BioLM – base + RegLER</i>	✓	✓	✓	90.0	<b>76.5</b>	77.3
	<i>BioLM – large</i>	✗	✗	✗	89.2	73.5	76.4
	<i>BioLM – large + BP</i>	✗	✗	✗	89.5	74.3	76.2
	<i>BioLM – large + RegLER</i>	✓	✓	✓	90.2	75.7	76.8

Table 8: Performance of the debiasing method RegLER on the biomedical domain NER datasets. Each dataset is partitioned into a memorization (MEM) and UNSEEN mention set. Best performances are shown in bold.

Dataset	Method	SUBWORD	CLASS	TEMP	Eval Metric			
					MEM (R)	UNSEEN (R)	Total (F1)	
S800	<i>SciFive – Base</i>	✗	✗	✗	-	-	-	
	<i>SparkNLP</i>	✗	✗	✗	-	-	80.9	
	<i>KeBioLM</i>	✗	✗	✗	-	-	-	
	<i>CL – KL</i>	✗	✗	✗	-	-	-	
	<i>BioFLAIR</i>	✗	✗	✗	-	-	<b>82.4</b>	
	<i>BioBERT</i>	✗	✗	✗	93.6	70.6	74.7	
	<i>BioBERT + BP</i>	✗	✗	✗	93.8	71.4	74.4	
	<i>BioBERT + RegLER</i>	✓	✓	✓	<b>94.1</b>	72.2	75.3	
	<i>SciBERT</i>	✗	✗	✗	89.5	66.5	72.0	
	<i>SciBERT + BP</i>	✗	✗	✗	89.3	65.4	71.7	
	<i>SciBERT + RegLER</i>	✓	✓	✓	90.7	68.2	70.9	
	<i>PubmedBERT</i>	✗	✗	✗	90.5	72.2	74.2	
	<i>PubmedBERT + BP</i>	✗	✗	✗	89.3	72.2	73.2	
	<i>PubmedBERT + RegLER</i>	✓	✓	✓	91.1	72.4	73.6	
	<i>BioLM – base</i>	✗	✗	✗	92.4	70.9	73.2	
	<i>BioLM – base + BP</i>	✗	✗	✗	91.9	72.1	72.8	
	<i>BioLM – base + RegLER</i>	✓	✓	✓	92.2	71.7	73.9	
	<i>BioLM – large</i>	✗	✗	✗	90.2	73.3	73.3	
	<i>BioLM – large + BP</i>	✗	✗	✗	91.5	<b>74.3</b>	73.7	
	<i>BioLM – large + RegLER</i>	✓	✓	✓	92.2	73.7	74.5	
BCSCDR-disease	<i>SciFive – Base</i>	✗	✗	✗	-	-	-	<b>87.2</b>
	<i>SparkNLP</i>	✗	✗	✗	-	-	-	-
	<i>KeBioLM</i>	✗	✗	✗	-	-	-	86.1
	<i>CL – KL</i>	✗	✗	✗	-	-	-	-
	<i>BioFLAIR</i>	✗	✗	✗	-	-	-	85.3
	<i>BioBERT</i>	✗	✗	✗	91.3	76.7	73.4	82.5
	<i>BioBERT + BP</i>	✗	✗	✗	90.9	77.1	74.3	82.5
	<i>BioBERT + RegLER</i>	✓	✓	✓	92.0	78.5	75.1	83.3
	<i>SciBERT</i>	✗	✗	✗	93.3	71.9	73.3	84.2
	<i>SciBERT + BP</i>	✗	✗	✗	93.2	70.8	73.3	84.1
	<i>SciBERT + RegLER</i>	✓	✓	✓	93.1	72.2	74.2	84.1
	<i>PubmedBERT</i>	✗	✗	✗	93.2	76.5	74.5	85.4
	<i>PubmedBERT + BP</i>	✗	✗	✗	93.1	78.6	75.7	85.3
	<i>PubmedBERT + RegLER</i>	✓	✓	✓	93.4	77.5	75.3	85.5
	<i>BioLM – base</i>	✗	✗	✗	93.5	79.2	75.6	85.4
	<i>BioLM – base + BP</i>	✗	✗	✗	92.5	79.8	76.7	83.9
	<i>BioLM – base + RegLER</i>	✓	✓	✓	93.5	80.8	77.5	86.2
	<i>BioLM – large</i>	✗	✗	✗	93.5	81.5	77.4	86.2
	<i>BioLM – large + BP</i>	✗	✗	✗	93.0	82.3	77.4	86.4
	<i>BioLM – large + RegLER</i>	✓	✓	✓	<b>93.7</b>	<b>83.2</b>	<b>78.5</b>	86.9

Table 9: Performance of the debiasing method RegLER on the biomedical domain NER datasets. Each dataset is partitioned into a memorization (MEM) and UNSEEN mention set. Best performances are shown in bold.