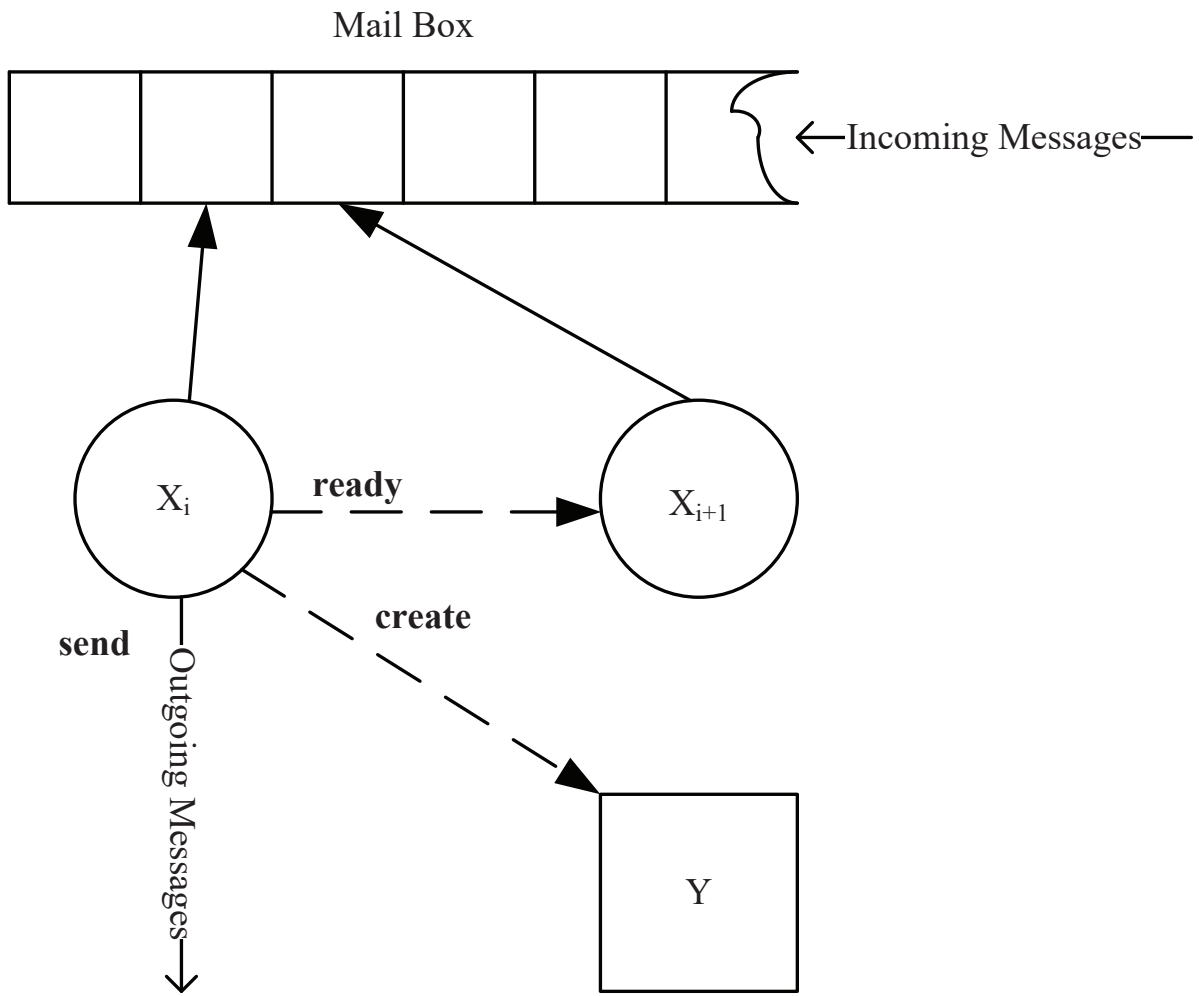

Actors

— A Process Algebra Based Approach

— Yong Wang —



Contents

1	Introduction	1
2	Truly Concurrent Process Algebra	2
2.1	Basic Algebra for True Concurrency	2
2.2	Algebra for Parallelism in True Concurrency	4
2.3	Recursion	5
2.4	Abstraction	9
2.5	Axiomatization for Hhp-Bisimilarity	12
2.5.1	<i>APTC</i> with Left Parallel Composition	12
2.5.2	Recursion	15
2.5.3	Abstraction	17
2.6	Placeholder	19
2.7	Process Creation	21
2.8	Asynchronous Communication	22
2.9	Guards	23
2.9.1	Operational Semantics	23
2.9.2	<i>BATC</i> with Guards	25
2.9.3	<i>APTC</i> with Guards	28
2.9.4	Recursion	32
2.9.5	Abstraction	33
2.10	Applications	37
3	Process Algebra Based Actor Model	44
3.1	The Actor Model	44
3.2	Modelling Actors Based on Process Algebra	45
3.2.1	Modelling Characteristics of An Actor	45
3.2.2	Combining All the Elements into A Whole	46
4	Process Algebra Based Actor Model of Map-Reduce	47
4.1	Requirements of Map-Reduce	47
4.2	The New Actor Model of Map-Reduce	48
4.2.1	Map Actor, MapA	48
4.2.2	Reduce Actor, RA	49
4.2.3	Master Actor, Mas	50
4.2.4	Putting All Together into A Whole	51

5	Process Algebra Based Actor Model of Google File System	53
5.1	Requirements of Google File System	53
5.2	The New Actor Model of Google File System	54
5.2.1	Client Actor, CA	54
5.2.2	Chunk Server Actor, CSA	55
5.2.3	Master Actor, Mas	56
5.2.4	Putting All Together into A Whole	56
6	Process Algebra Based Actor Model of Cloud Resource Management	58
6.1	Requirements of Cloud Resource Management	58
6.2	The New Actor Model of Cloud Resource Management	59
6.2.1	Client Actor, CA	59
6.2.2	Virtual Resource Actor, VA	61
6.2.3	Resource Manager Actor, RA	62
6.2.4	State Collector Actor, SA	63
6.2.5	Putting All Together into A Whole	63
7	Process Algebra Based Actor Model of Web Service Composition	66
7.1	Requirements of Web Service Composition	66
7.1.1	WSO and WSC	67
7.1.2	Design Decisions on Web Service Composition Runtime	69
7.1.3	A WS Composition Runtime Architecture	70
7.2	The New Actor Model of Web Service Composition	72
7.2.1	Activity Actor, AA	72
7.2.2	Web Service Orchestration, WSO	72
7.2.3	Web Service, WS	73
7.2.4	Web Service Choreography, WSC	74
7.2.5	Putting All Together into A Whole	75
7.3	An Example	76
7.3.1	UserAgent AAs	77
7.3.2	UserAgent WSO	80
7.3.3	UserAgent WS	83
7.3.4	BookStore AAs	85
7.3.5	BookStore WSO	88
7.3.6	BookStore WS	91
7.3.7	BuyingBooks WSC	93
7.3.8	Putting All Together into A Whole	94

8	Process Algebra Based Actor Model of QoS-aware Web Service Orchestration Engine	100
8.1	Requirements of QoS-aware Web Service Orchestration Engine	100
8.1.1	The Bookstore WSO	102
8.1.2	Architecture of A Typical QoS-aware WSO Engine, QoS-WSOE	102
8.2	The New Actor Model of QoS-aware Web Service Orchestration Engine	104
8.2.1	Web Service, WS	105
8.2.2	Web Service Orchestration Instance Manager, WSOIM	105
8.2.3	Web Service Orchestration (Instance), WSO	106
8.2.4	Activity Actor, AA	107
8.2.5	Service Selector, SS	108
8.2.6	Putting All Together into A Whole	108
8.3	An Example	110
8.3.1	BookStore AAs	110
8.3.2	WSOIM	114
8.3.3	BookStore WSO	115
8.3.4	BuyerAgent WS	119
8.3.5	BookStore WS	119
8.3.6	Railway WS	120
8.3.7	Airline WS	121
8.3.8	Service Selector	121
8.3.9	Putting All Together into A Whole	122
A	XML-Based Web Service Specifications for Buying Books Example	129
B	The BookStore WSO Described by WS-BPEL	137

1 Introduction

There are many work on the formalization for concurrency, such as process algebra [1] [2] [3] and actors [12] [13] [14] [15]. Traditionally, process algebras model the interleaving concurrency and actors capture the true concurrency.

We have done some work on truly concurrent process algebra [8] [9] [10], which is proven to be a generalization of traditional process algebra for true concurrency. Now, for actors and truly concurrent process algebra are all models for true concurrency, can we model actors based on truly concurrent process algebra? That is a natural problem, in this book, we try to do this work.

We capture the actor model in the following characteristics:

1. Concurrency: all actors execute concurrently;
2. Asynchrony: an actor receives and sends messages asynchronously;
3. Uniqueness: an actor has a unique name and the associate unique mail box name;
4. Concentration: an actor focuses on the processing messages, including some local computations, creations of some new actors, and sending some messages to other actors;
5. Communication Dependency: the only way of affecting an actor is sending a message to it;
6. Abstraction: except for the receiving and sending message, and creating new actors, the local computations are abstracted;
7. Persistence: an actor does not disappear after processing a message.

Truly concurrent process algebra has rich expressive ability to model the above characteristics of actors, and more importantly, they are models for true concurrency, Comparing with other models of actors, the truly concurrent process algebra based model has the following advantages.

1. The truly concurrent process algebra has rich expressive abilities to describe almost all characteristics of actors, especially for asynchronous communication, actor creation, recursion, abstraction, etc;
2. The truly concurrent process algebra and actors are all models for true concurrency, and have inborn intimacy;
3. The truly concurrent process algebra has a firm semantics foundation and a powerful proof theory, the correctness of an actor system can be proven easily.

This book is organized as follows. In chapter 2, for the self-satisfaction, we introduce truly concurrent process algebra. We give the model of actors based on truly concurrent process algebra in chapter 3. We use the truly concurrent process algebra based actor model to model some applications and systems, in chapters 4, 5, 6, 7, and 8, we model Map-Reduce, Google File System, cloud resource management, Web Service composition, and QoS-aware Web Service orchestration engine respectively.

2 Truly Concurrent Process Algebra

In this chapter, to make this book be self-satisfied, we introduce the preliminaries on truly concurrent process algebra [8] [9] [10], which is based on truly concurrent operational semantics.

APTC eliminates the differences of structures of transition system, event structure, etc, and discusses their behavioral equivalences. It considers that there are two kinds of causality relations: the chronological order modeled by the sequential composition and the causal order between different parallel branches modeled by the communication merge. It also considers that there exist two kinds of confliction relations: the structural confliction modeled by the alternative composition and the conflictions in different parallel branches which should be eliminated. Based on conservative extension, there are four modules in APTC: BATC (Basic Algebra for True Concurrency), APTC (Algebra for Parallelism in True Concurrency), recursion and abstraction.

2.1 Basic Algebra for True Concurrency

BATC has sequential composition \cdot and alternative composition $+$ to capture the chronological ordered causality and the structural confliction. The constants are ranged over A , the set of atomic actions. The algebraic laws on \cdot and $+$ are sound and complete modulo truly concurrent bisimulation equivalences (including pomset bisimulation, step bisimulation, hp-bisimulation and hhp-bisimulation).

Definition 2.1 (Prime event structure with silent event). *Let Λ be a fixed set of labels, ranged over a, b, c, \dots and τ . A (Λ -labelled) prime event structure with silent event τ is a tuple $\mathcal{E} = \langle \mathbb{E}, \leq, \# , \lambda \rangle$, where \mathbb{E} is a denumerable set of events, including the silent event τ . Let $\hat{\mathbb{E}} = \mathbb{E} \setminus \{\tau\}$, exactly excluding τ , it is obvious that $\hat{\tau}^* = \epsilon$, where ϵ is the empty event. Let $\lambda : \mathbb{E} \rightarrow \Lambda$ be a labelling function and let $\lambda(\tau) = \tau$. And $\leq, \#$ are binary relations on \mathbb{E} , called causality and conflict respectively, such that:*

1. \leq is a partial order and $[e] = \{e' \in \mathbb{E} | e' \leq e\}$ is finite for all $e \in \mathbb{E}$. It is easy to see that $e \leq \tau^* \leq e' = e \leq \tau \leq \dots \leq \tau \leq e'$, then $e \leq e'$.
2. $\#$ is irreflexive, symmetric and hereditary with respect to \leq , that is, for all $e, e', e'' \in \mathbb{E}$, if $e \# e' \leq e''$, then $e \# e''$.

Then, the concepts of consistency and concurrency can be drawn from the above definition:

1. $e, e' \in \mathbb{E}$ are consistent, denoted as $e \sim e'$, if $\neg(e \# e')$. A subset $X \subseteq \mathbb{E}$ is called consistent, if $e \sim e'$ for all $e, e' \in X$.
2. $e, e' \in \mathbb{E}$ are concurrent, denoted as $e \parallel e'$, if $\neg(e \leq e')$, $\neg(e' \leq e)$, and $\neg(e \# e')$.

Definition 2.2 (Configuration). *Let \mathcal{E} be a PES. A (finite) configuration in \mathcal{E} is a (finite) consistent subset of events $C \subseteq \mathcal{E}$, closed with respect to causality (i.e. $[C] = C$). The set of finite configurations of \mathcal{E} is denoted by $\mathcal{C}(\mathcal{E})$. We let $\hat{C} = C \setminus \{\tau\}$.*

A consistent subset of $X \subseteq \mathbb{E}$ of events can be seen as a pomset. Given $X, Y \subseteq \mathbb{E}$, $\hat{X} \sim \hat{Y}$ if \hat{X} and \hat{Y} are isomorphic as pomsets. In the following of the paper, we say $C_1 \sim C_2$, we mean $\hat{C}_1 \sim \hat{C}_2$.

No.	Axiom
A1	$x + y = y + x$
A2	$(x + y) + z = x + (y + z)$
A3	$x + x = x$
A4	$(x + y) \cdot z = x \cdot z + y \cdot z$
A5	$(x \cdot y) \cdot z = x \cdot (y \cdot z)$

Table 1: Axioms of BATC

Definition 2.3 (Pomset transitions and step). *Let \mathcal{E} be a PES and let $C \in \mathcal{C}(\mathcal{E})$, and $\emptyset \neq X \subseteq \mathbb{E}$, if $C \cap X = \emptyset$ and $C' = C \cup X \in \mathcal{C}(\mathcal{E})$, then $C \xrightarrow{X} C'$ is called a pomset transition from C to C' . When the events in X are pairwise concurrent, we say that $C \xrightarrow{X} C'$ is a step.*

Definition 2.4 (Pomset, step bisimulation). *Let $\mathcal{E}_1, \mathcal{E}_2$ be PESs. A pomset bisimulation is a relation $R \subseteq \mathcal{C}(\mathcal{E}_1) \times \mathcal{C}(\mathcal{E}_2)$, such that if $(C_1, C_2) \in R$, and $C_1 \xrightarrow{X_1} C'_1$ then $C_2 \xrightarrow{X_2} C'_2$, with $X_1 \subseteq \mathbb{E}_1, X_2 \subseteq \mathbb{E}_2, X_1 \sim X_2$ and $(C'_1, C'_2) \in R$, and vice-versa. We say that $\mathcal{E}_1, \mathcal{E}_2$ are pomset bisimilar, written $\mathcal{E}_1 \sim_p \mathcal{E}_2$, if there exists a pomset bisimulation R , such that $(\emptyset, \emptyset) \in R$. By replacing pomset transitions with steps, we can get the definition of step bisimulation. When PESs \mathcal{E}_1 and \mathcal{E}_2 are step bisimilar, we write $\mathcal{E}_1 \sim_s \mathcal{E}_2$.*

Definition 2.5 (Posetal product). *Given two PESs $\mathcal{E}_1, \mathcal{E}_2$, the posetal product of their configurations, denoted $\mathcal{C}(\mathcal{E}_1) \overline{\times} \mathcal{C}(\mathcal{E}_2)$, is defined as*

$$\{(C_1, f, C_2) | C_1 \in \mathcal{C}(\mathcal{E}_1), C_2 \in \mathcal{C}(\mathcal{E}_2), f : C_1 \rightarrow C_2 \text{ isomorphism}\}.$$

A subset $R \subseteq \mathcal{C}(\mathcal{E}_1) \overline{\times} \mathcal{C}(\mathcal{E}_2)$ is called a posetal relation. We say that R is downward closed when for any $(C_1, f, C_2), (C'_1, f', C'_2) \in \mathcal{C}(\mathcal{E}_1) \overline{\times} \mathcal{C}(\mathcal{E}_2)$, if $(C_1, f, C_2) \subseteq (C'_1, f', C'_2)$ pointwise and $(C'_1, f', C'_2) \in R$, then $(C_1, f, C_2) \in R$.

For $f : X_1 \rightarrow X_2$, we define $f[x_1 \mapsto x_2] : X_1 \cup \{x_1\} \rightarrow X_2 \cup \{x_2\}$, $z \in X_1 \cup \{x_1\}$, (1) $f[x_1 \mapsto x_2](z) = x_2$, if $z = x_1$; (2) $f[x_1 \mapsto x_2](z) = f(z)$, otherwise. Where $X_1 \subseteq \mathbb{E}_1, X_2 \subseteq \mathbb{E}_2, x_1 \in \mathbb{E}_1, x_2 \in \mathbb{E}_2$.

Definition 2.6 ((Hereditary) history-preserving bisimulation). *A history-preserving (hp-) bisimulation is a posetal relation $R \subseteq \mathcal{C}(\mathcal{E}_1) \overline{\times} \mathcal{C}(\mathcal{E}_2)$ such that if $(C_1, f, C_2) \in R$, and $C_1 \xrightarrow{e_1} C'_1$, then $C_2 \xrightarrow{e_2} C'_2$, with $(C'_1, f[e_1 \mapsto e_2], C'_2) \in R$, and vice-versa. $\mathcal{E}_1, \mathcal{E}_2$ are history-preserving (hp-) bisimilar and are written $\mathcal{E}_1 \sim_{hp} \mathcal{E}_2$ if there exists a hp-bisimulation R such that $(\emptyset, \emptyset, \emptyset) \in R$.*

A hereditary history-preserving (hhp-) bisimulation is a downward closed hp-bisimulation. $\mathcal{E}_1, \mathcal{E}_2$ are hereditary history-preserving (hhp-) bisimilar and are written $\mathcal{E}_1 \sim_{hhp} \mathcal{E}_2$.

In the following, let $e_1, e_2, e'_1, e'_2 \in \mathbb{E}$, and let variables x, y, z range over the set of terms for true concurrency, p, q, s range over the set of closed terms. The set of axioms of BATC consists of the laws given in Table 1.

We give the operational transition rules of operators \cdot and $+$ as Table 2 shows. And the predicate $\xrightarrow{e} \surd$ represents successful termination after execution of the event e .

$$\begin{array}{c}
\overline{e \xrightarrow{e} \surd} \\
\frac{x \xrightarrow{e} \surd}{x + y \xrightarrow{e} \surd} \quad \frac{x \xrightarrow{e} x'}{x + y \xrightarrow{e} x'} \quad \frac{y \xrightarrow{e} \surd}{x + y \xrightarrow{e} \surd} \quad \frac{y \xrightarrow{e} y'}{x + y \xrightarrow{e} y'} \\
\frac{x \xrightarrow{e} \surd}{x \cdot y \xrightarrow{e} y} \quad \frac{x \xrightarrow{e} x'}{x \cdot y \xrightarrow{e} x' \cdot y}
\end{array}$$

Table 2: Transition rules of BATC

Theorem 2.7 (Soundness of BATC modulo truly concurrent bisimulation equivalences). *The axiomatization of BATC is sound modulo truly concurrent bisimulation equivalences \sim_p , \sim_s , \sim_{hp} and \sim_{hhp} . That is,*

1. let x and y be BATC terms. If $BATC \vdash x = y$, then $x \sim_p y$;
2. let x and y be BATC terms. If $BATC \vdash x = y$, then $x \sim_s y$;
3. let x and y be BATC terms. If $BATC \vdash x = y$, then $x \sim_{hp} y$;
4. let x and y be BATC terms. If $BATC \vdash x = y$, then $x \sim_{hhp} y$.

Theorem 2.8 (Completeness of BATC modulo truly concurrent bisimulation equivalences). *The axiomatization of BATC is complete modulo truly concurrent bisimulation equivalences \sim_p , \sim_s , \sim_{hp} and \sim_{hhp} . That is,*

1. let p and q be closed BATC terms, if $p \sim_p q$ then $p = q$;
2. let p and q be closed BATC terms, if $p \sim_s q$ then $p = q$;
3. let p and q be closed BATC terms, if $p \sim_{hp} q$ then $p = q$;
4. let p and q be closed BATC terms, if $p \sim_{hhp} q$ then $p = q$.

2.2 Algebra for Parallelism in True Concurrency

APTC uses the whole parallel operator \parallel , the auxiliary binary parallel $\|$ to model parallelism, and the communication merge $|$ to model communications among different parallel branches, and also the unary conflict elimination operator Θ and the binary unless operator \triangleleft to eliminate conflicts among different parallel branches. Since a communication may be blocked, a new constant called deadlock δ is extended to A , and also a new unary encapsulation operator ∂_H is introduced to eliminate δ , which may exist in the processes. The algebraic laws on these operators are also sound and complete modulo truly concurrent bisimulation equivalences (including pomset bisimulation, step bisimulation, hp-bisimulation, but not hhp-bisimulation). Note that, the parallel operator $\|$ in a process cannot be eliminated by deductions on the process

using axioms of APTC, but other operators can eventually be steadied by \cdot , $+$ and \parallel , this is also why truly concurrent bisimulations are called an *truly concurrent* semantics.

We design the axioms of APTC in Table 3, including algebraic laws of parallel operator \parallel , communication operator $|$, conflict elimination operator Θ and unless operator \triangleleft , encapsulation operator ∂_H , the deadlock constant δ , and also the whole parallel operator \bowtie .

We give the transition rules of APTC in Table 4, it is suitable for all truly concurrent behavioral equivalence, including pomset bisimulation, step bisimulation, hp-bisimulation and hhp-bisimulation.

Theorem 2.9 (Soundness of APTC modulo truly concurrent bisimulation equivalences). *The axiomatization of APTC is sound modulo truly concurrent bisimulation equivalences \sim_p , \sim_s , and \sim_{hp} . That is,*

1. let x and y be APTC terms. If $APTC \vdash x = y$, then $x \sim_p y$;
2. let x and y be APTC terms. If $APTC \vdash x = y$, then $x \sim_s y$;
3. let x and y be APTC terms. If $APTC \vdash x = y$, then $x \sim_{hp} y$.

Theorem 2.10 (Completeness of APTC modulo truly concurrent bisimulation equivalences). *The axiomatization of APTC is complete modulo truly concurrent bisimulation equivalences \sim_p , \sim_s , and \sim_{hp} . That is,*

1. let p and q be closed APTC terms, if $p \sim_p q$ then $p = q$;
2. let p and q be closed APTC terms, if $p \sim_s q$ then $p = q$;
3. let p and q be closed APTC terms, if $p \sim_{hp} q$ then $p = q$.

2.3 Recursion

To model infinite computation, recursion is introduced into APTC. In order to obtain a sound and complete theory, guarded recursion and linear recursion are needed. The corresponding axioms are RSP (Recursive Specification Principle) and RDP (Recursive Definition Principle), RDP says the solutions of a recursive specification can represent the behaviors of the specification, while RSP says that a guarded recursive specification has only one solution, they are sound with respect to APTC with guarded recursion modulo several truly concurrent bisimulation equivalences (including pomset bisimulation, step bisimulation and hp-bisimulation), and they are complete with respect to APTC with linear recursion modulo several truly concurrent bisimulation equivalences (including pomset bisimulation, step bisimulation and hp-bisimulation). In the following, E, F, G are recursion specifications, X, Y, Z are recursive variables.

For a guarded recursive specifications E with the form

No.	Axiom
A6	$x + \delta = x$
A7	$\delta \cdot x = \delta$
P1	$x \bowtie y = x \parallel y + x \mid y$
P2	$x \parallel y = y \parallel x$
P3	$(x \parallel y) \parallel z = x \parallel (y \parallel z)$
P4	$e_1 \parallel (e_2 \cdot y) = (e_1 \parallel e_2) \cdot y$
P5	$(e_1 \cdot x) \parallel e_2 = (e_1 \parallel e_2) \cdot x$
P6	$(e_1 \cdot x) \parallel (e_2 \cdot y) = (e_1 \parallel e_2) \cdot (x \bowtie y)$
P7	$(x + y) \parallel z = (x \parallel z) + (y \parallel z)$
P8	$x \parallel (y + z) = (x \parallel y) + (x \parallel z)$
P9	$\delta \parallel x = \delta$
P10	$x \parallel \delta = \delta$
C11	$e_1 \mid e_2 = \gamma(e_1, e_2)$
C12	$e_1 \mid (e_2 \cdot y) = \gamma(e_1, e_2) \cdot y$
C13	$(e_1 \cdot x) \mid e_2 = \gamma(e_1, e_2) \cdot x$
C14	$(e_1 \cdot x) \mid (e_2 \cdot y) = \gamma(e_1, e_2) \cdot (x \bowtie y)$
C15	$(x + y) \mid z = (x \mid z) + (y \mid z)$
C16	$x \mid (y + z) = (x \mid y) + (x \mid z)$
C17	$\delta \mid x = \delta$
C18	$x \mid \delta = \delta$
CE19	$\Theta(e) = e$
CE20	$\Theta(\delta) = \delta$
CE21	$\Theta(x + y) = \Theta(x) \triangleleft y + \Theta(y) \triangleleft x$
CE22	$\Theta(x \cdot y) = \Theta(x) \cdot \Theta(y)$
CE23	$\Theta(x \parallel y) = ((\Theta(x) \triangleleft y) \parallel y) + ((\Theta(y) \triangleleft x) \parallel x)$
CE24	$\Theta(x \mid y) = ((\Theta(x) \triangleleft y) \mid y) + ((\Theta(y) \triangleleft x) \mid x)$
U25	$(\#(e_1, e_2)) \quad e_1 \triangleleft e_2 = \tau$
U26	$(\#(e_1, e_2), e_2 \leq e_3) \quad e_1 \triangleleft e_3 = e_1$
U27	$(\#(e_1, e_2), e_2 \leq e_3) \quad e_3 \triangleleft e_1 = \tau$
U28	$e \triangleleft \delta = e$
U29	$\delta \triangleleft e = \delta$
U30	$(x + y) \triangleleft z = (x \triangleleft z) + (y \triangleleft z)$
U31	$(x \cdot y) \triangleleft z = (x \triangleleft z) \cdot (y \triangleleft z)$
U32	$(x \parallel y) \triangleleft z = (x \triangleleft z) \parallel (y \triangleleft z)$
U33	$(x \mid y) \triangleleft z = (x \triangleleft z) \mid (y \triangleleft z)$
U34	$x \triangleleft (y + z) = (x \triangleleft y) \triangleleft z$
U35	$x \triangleleft (y \cdot z) = (x \triangleleft y) \triangleleft z$
U36	$x \triangleleft (y \parallel z) = (x \triangleleft y) \triangleleft z$
U37	$x \triangleleft (y \mid z) = (x \triangleleft y) \triangleleft z$
D1	$e \notin H \quad \partial_H(e) = e$
D2	$e \in H \quad \partial_H(e) = \delta$
D3	$\partial_H(\delta) = \delta$
D4	$\partial_H(x + y) = \partial_H(x) + \partial_H(y)$
D5	$\partial_H(x \cdot y) = \partial_H(x) \cdot \partial_H(y)$
D6	$\partial_H(x \parallel y) = \partial_H(x) \parallel \partial_H(y)$

Table 3: Axioms of APTC

$\frac{x \xrightarrow{e_1} \surd \quad y \xrightarrow{e_2} \surd}{x \parallel y \xrightarrow{\{e_1, e_2\}} \surd}$	$\frac{x \xrightarrow{e_1} x' \quad y \xrightarrow{e_2} \surd}{x \parallel y \xrightarrow{\{e_1, e_2\}} x'}$
$\frac{x \xrightarrow{e_1} \surd \quad y \xrightarrow{e_2} y'}{x \parallel y \xrightarrow{\{e_1, e_2\}} y'}$	$\frac{x \xrightarrow{e_1} x' \quad y \xrightarrow{e_2} y'}{x \parallel y \xrightarrow{\{e_1, e_2\}} x' \wp y'}$
$\frac{x \xrightarrow{e_1} \surd \quad y \xrightarrow{e_2} \surd}{x \mid y \xrightarrow{\gamma(e_1, e_2)} \surd}$	$\frac{x \xrightarrow{e_1} x' \quad y \xrightarrow{e_2} \surd}{x \mid y \xrightarrow{\gamma(e_1, e_2)} x'}$
$\frac{x \xrightarrow{e_1} \surd \quad y \xrightarrow{e_2} y'}{x \mid y \xrightarrow{\gamma(e_1, e_2)} y'}$	$\frac{x \xrightarrow{e_1} x' \quad y \xrightarrow{e_2} y'}{x \mid y \xrightarrow{\gamma(e_1, e_2)} x' \wp y'}$
$\frac{x \xrightarrow{e_1} \surd \quad (\#(e_1, e_2))}{\Theta(x) \xrightarrow{e_1} \surd}$	$\frac{x \xrightarrow{e_2} \surd \quad (\#(e_1, e_2))}{\Theta(x) \xrightarrow{e_2} \surd}$
$\frac{x \xrightarrow{e_1} x' \quad (\#(e_1, e_2))}{\Theta(x) \xrightarrow{e_1} \Theta(x')}$	$\frac{x \xrightarrow{e_2} x' \quad (\#(e_1, e_2))}{\Theta(x) \xrightarrow{e_2} \Theta(x')}$
$\frac{x \xrightarrow{e_1} \surd \quad y \not\rightarrow^{e_2} \quad (\#(e_1, e_2))}{x \triangleleft y \xrightarrow{\tau} \surd}$	$\frac{x \xrightarrow{e_1} x' \quad y \not\rightarrow^{e_2} \quad (\#(e_1, e_2))}{x \triangleleft y \xrightarrow{\tau} x'}$
$\frac{x \xrightarrow{e_1} \surd \quad y \not\rightarrow^{e_3} \quad (\#(e_1, e_2), e_2 \leq e_3)}{x \triangleleft y \xrightarrow{e_1} \surd}$	$\frac{x \xrightarrow{e_1} x' \quad y \not\rightarrow^{e_3} \quad (\#(e_1, e_2), e_2 \leq e_3)}{x \triangleleft y \xrightarrow{e_1} x'}$
$\frac{x \xrightarrow{e_3} \surd \quad y \not\rightarrow^{e_2} \quad (\#(e_1, e_2), e_1 \leq e_3)}{x \triangleleft y \xrightarrow{\tau} \surd}$	$\frac{x \xrightarrow{e_3} x' \quad y \not\rightarrow^{e_2} \quad (\#(e_1, e_2), e_1 \leq e_3)}{x \triangleleft y \xrightarrow{\tau} x'}$
$\frac{x \xrightarrow{e} \surd}{\partial_H(x) \xrightarrow{e} \surd} \quad (e \notin H)$	$\frac{x \xrightarrow{e} x'}{\partial_H(x) \xrightarrow{e} \partial_H(x')} \quad (e \notin H)$

Table 4: Transition rules of APTC

$$\frac{t_i(\langle X_1|E \rangle, \dots, \langle X_n|E \rangle) \xrightarrow{\{e_1, \dots, e_k\}} \surd}{\langle X_i|E \rangle \xrightarrow{\{e_1, \dots, e_k\}} \surd}$$

$$\frac{t_i(\langle X_1|E \rangle, \dots, \langle X_n|E \rangle) \xrightarrow{\{e_1, \dots, e_k\}} y}{\langle X_i|E \rangle \xrightarrow{\{e_1, \dots, e_k\}} y}$$

Table 5: Transition rules of guarded recursion

No.	Axiom
<i>RDP</i>	$\langle X_i E \rangle = t_i(\langle X_1 E \rangle, \dots, \langle X_n E \rangle) \quad (i \in \{1, \dots, n\})$
<i>RSP</i>	if $y_i = t_i(y_1, \dots, y_n)$ for $i \in \{1, \dots, n\}$, then $y_i = \langle X_i E \rangle \quad (i \in \{1, \dots, n\})$

Table 6: Recursive definition and specification principle

$$X_1 = t_1(X_1, \dots, X_n)$$

$$\dots$$

$$X_n = t_n(X_1, \dots, X_n)$$

The behavior of the solution $\langle X_i|E \rangle$ for the recursion variable X_i in E , where $i \in \{1, \dots, n\}$, is exactly the behavior of their right-hand sides $t_i(X_1, \dots, X_n)$, which is captured by the two transition rules in Table 5.

The *RDP* (Recursive Definition Principle) and the *RSP* (Recursive Specification Principle) are shown in Table 6.

Theorem 2.11 (Soundness of *APTC* with guarded recursion). *Let x and y be *APTC* with guarded recursion terms. If *APTC* with guarded recursion $\vdash x = y$, then*

1. $x \sim_s y$;
2. $x \sim_p y$;
3. $x \sim_{hp} y$.

Theorem 2.12 (Completeness of *APTC* with linear recursion). *Let p and q be closed *APTC* with linear recursion terms, then,*

1. if $p \sim_s q$ then $p = q$;
2. if $p \sim_p q$ then $p = q$;
3. if $p \sim_{hp} q$ then $p = q$.

2.4 Abstraction

To abstract away internal implementations from the external behaviors, a new constant τ called silent step is added to A , and also a new unary abstraction operator τ_I is used to rename actions in I into τ (the resulted APTC with silent step and abstraction operator is called APTC_τ). The recursive specification is adapted to guarded linear recursion to prevent infinite τ -loops specifically. The axioms of τ and τ_I are sound modulo rooted branching truly concurrent bisimulation equivalences (several kinds of weakly truly concurrent bisimulation equivalences, including rooted branching pomset bisimulation, rooted branching step bisimulation and rooted branching hp-bisimulation). To eliminate infinite τ -loops caused by τ_I and obtain the completeness, CFAR (Cluster Fair Abstraction Rule) is used to prevent infinite τ -loops in a constructible way.

Definition 2.13 (Weak pomset transitions and weak step). *Let \mathcal{E} be a PES and let $C \in \mathcal{C}(\mathcal{E})$, and $\emptyset \neq X \subseteq \hat{\mathbb{E}}$, if $C \cap X = \emptyset$ and $\hat{C}' = \hat{C} \cup X \in \mathcal{C}(\mathcal{E})$, then $C \xrightarrow{X} C'$ is called a weak pomset transition from C to C' , where we define $\xrightarrow{e} \stackrel{\tau^*}{\rightarrow} \xrightarrow{e} \xrightarrow{\tau^*}$. And $\xrightarrow{X} \stackrel{\tau^*}{\rightarrow} \xrightarrow{e} \xrightarrow{\tau^*}$, for every $e \in X$. When the events in X are pairwise concurrent, we say that $C \xrightarrow{X} C'$ is a weak step.*

Definition 2.14 (Branching pomset, step bisimulation). *Assume a special termination predicate \downarrow , and let \surd represent a state with $\surd \downarrow$. Let $\mathcal{E}_1, \mathcal{E}_2$ be PESs. A branching pomset bisimulation is a relation $R \subseteq \mathcal{C}(\mathcal{E}_1) \times \mathcal{C}(\mathcal{E}_2)$, such that:*

1. if $(C_1, C_2) \in R$, and $C_1 \xrightarrow{X} C'_1$ then
 - either $X \equiv \tau^*$, and $(C'_1, C_2) \in R$;
 - or there is a sequence of (zero or more) τ -transitions $C_2 \xrightarrow{\tau^*} C_2^0$, such that $(C_1, C_2^0) \in R$ and $C_2^0 \xrightarrow{X} C'_2$ with $(C'_1, C'_2) \in R$;
2. if $(C_1, C_2) \in R$, and $C_2 \xrightarrow{X} C'_2$ then
 - either $X \equiv \tau^*$, and $(C_1, C'_2) \in R$;
 - or there is a sequence of (zero or more) τ -transitions $C_1 \xrightarrow{\tau^*} C_1^0$, such that $(C_1^0, C_2) \in R$ and $C_1^0 \xrightarrow{X} C'_1$ with $(C'_1, C'_2) \in R$;
3. if $(C_1, C_2) \in R$ and $C_1 \downarrow$, then there is a sequence of (zero or more) τ -transitions $C_2 \xrightarrow{\tau^*} C_2^0$ such that $(C_1, C_2^0) \in R$ and $C_2^0 \downarrow$;
4. if $(C_1, C_2) \in R$ and $C_2 \downarrow$, then there is a sequence of (zero or more) τ -transitions $C_1 \xrightarrow{\tau^*} C_1^0$ such that $(C_1^0, C_2) \in R$ and $C_1^0 \downarrow$.

We say that $\mathcal{E}_1, \mathcal{E}_2$ are branching pomset bisimilar, written $\mathcal{E}_1 \approx_{bp} \mathcal{E}_2$, if there exists a branching pomset bisimulation R , such that $(\emptyset, \emptyset) \in R$.

By replacing pomset transitions with steps, we can get the definition of branching step bisimulation. When PESs \mathcal{E}_1 and \mathcal{E}_2 are branching step bisimilar, we write $\mathcal{E}_1 \approx_{bs} \mathcal{E}_2$.

Definition 2.15 (Rooted branching pomset, step bisimulation). Assume a special termination predicate \downarrow , and let \surd represent a state with $\surd \downarrow$. Let $\mathcal{E}_1, \mathcal{E}_2$ be PESs. A branching pomset bisimulation is a relation $R \subseteq \mathcal{C}(\mathcal{E}_1) \times \mathcal{C}(\mathcal{E}_2)$, such that:

1. if $(C_1, C_2) \in R$, and $C_1 \xrightarrow{X} C'_1$ then $C_2 \xrightarrow{X} C'_2$ with $C'_1 \approx_{bp} C'_2$;
2. if $(C_1, C_2) \in R$, and $C_2 \xrightarrow{X} C'_2$ then $C_1 \xrightarrow{X} C'_1$ with $C'_1 \approx_{bp} C'_2$;
3. if $(C_1, C_2) \in R$ and $C_1 \downarrow$, then $C_2 \downarrow$;
4. if $(C_1, C_2) \in R$ and $C_2 \downarrow$, then $C_1 \downarrow$.

We say that $\mathcal{E}_1, \mathcal{E}_2$ are rooted branching pomset bisimilar, written $\mathcal{E}_1 \approx_{rbp} \mathcal{E}_2$, if there exists a rooted branching pomset bisimulation R , such that $(\emptyset, \emptyset) \in R$.

By replacing pomset transitions with steps, we can get the definition of rooted branching step bisimulation. When PESs \mathcal{E}_1 and \mathcal{E}_2 are rooted branching step bisimilar, we write $\mathcal{E}_1 \approx_{rbs} \mathcal{E}_2$.

Definition 2.16 (Branching (hereditary) history-preserving bisimulation). Assume a special termination predicate \downarrow , and let \surd represent a state with $\surd \downarrow$. A branching history-preserving (hp-) bisimulation is a weakly posetal relation $R \subseteq \mathcal{C}(\mathcal{E}_1) \overline{\mathcal{C}}(\mathcal{E}_2)$ such that:

1. if $(C_1, f, C_2) \in R$, and $C_1 \xrightarrow{e_1} C'_1$ then
 - either $e_1 \equiv \tau$, and $(C'_1, f[e_1 \mapsto \tau], C_2) \in R$;
 - or there is a sequence of (zero or more) τ -transitions $C_2 \xrightarrow{\tau^*} C_2^0$, such that $(C_1, f, C_2^0) \in R$ and $C_2^0 \xrightarrow{e_2} C'_2$ with $(C'_1, f[e_1 \mapsto e_2], C'_2) \in R$;
2. if $(C_1, f, C_2) \in R$, and $C_2 \xrightarrow{e_2} C'_2$ then
 - either $X \equiv \tau$, and $(C_1, f[e_2 \mapsto \tau], C'_2) \in R$;
 - or there is a sequence of (zero or more) τ -transitions $C_1 \xrightarrow{\tau^*} C_1^0$, such that $(C_1^0, f, C_2) \in R$ and $C_1^0 \xrightarrow{e_1} C'_1$ with $(C'_1, f[e_2 \mapsto e_1], C'_2) \in R$;
3. if $(C_1, f, C_2) \in R$ and $C_1 \downarrow$, then there is a sequence of (zero or more) τ -transitions $C_2 \xrightarrow{\tau^*} C_2^0$ such that $(C_1, f, C_2^0) \in R$ and $C_2^0 \downarrow$;
4. if $(C_1, f, C_2) \in R$ and $C_2 \downarrow$, then there is a sequence of (zero or more) τ -transitions $C_1 \xrightarrow{\tau^*} C_1^0$ such that $(C_1^0, f, C_2) \in R$ and $C_1^0 \downarrow$.

$\mathcal{E}_1, \mathcal{E}_2$ are branching history-preserving (hp-)bisimilar and are written $\mathcal{E}_1 \approx_{bhp} \mathcal{E}_2$ if there exists a branching hp-bisimulation R such that $(\emptyset, \emptyset, \emptyset) \in R$.

A branching hereditary history-preserving (hhp-)bisimulation is a downward closed branching hhp-bisimulation. $\mathcal{E}_1, \mathcal{E}_2$ are branching hereditary history-preserving (hhp-)bisimilar and are written $\mathcal{E}_1 \approx_{bhhp} \mathcal{E}_2$.

Definition 2.17 (Rooted branching (hereditary) history-preserving bisimulation). Assume a special termination predicate \downarrow , and let \surd represent a state with $\surd \downarrow$. A rooted branching history-preserving (hp-) bisimulation is a weakly posetal relation $R \subseteq \mathcal{C}(\mathcal{E}_1) \overline{\mathcal{C}}(\mathcal{E}_2)$ such that:

No.	Axiom
B1	$e \cdot \tau = e$
B2	$e \cdot (\tau \cdot (x + y) + x) = e \cdot (x + y)$
B3	$x \parallel \tau = x$
TI1	$e \notin I \quad \tau_I(e) = e$
TI2	$e \in I \quad \tau_I(e) = \tau$
TI3	$\tau_I(\delta) = \delta$
TI4	$\tau_I(x + y) = \tau_I(x) + \tau_I(y)$
TI5	$\tau_I(x \cdot y) = \tau_I(x) \cdot \tau_I(y)$
TI6	$\tau_I(x \parallel y) = \tau_I(x) \parallel \tau_I(y)$
CFAR	If X is in a cluster for I with exits $\{(a_{11} \parallel \dots \parallel a_{1i})Y_1, \dots, (a_{m1} \parallel \dots \parallel a_{mi})Y_m, b_{11} \parallel \dots \parallel b_{1j}, \dots, b_{n1} \parallel \dots \parallel b_{nj}\}$, then $\tau \cdot \tau_I(\langle X E \rangle) =$ $\tau \cdot \tau_I(\langle a_{11} \parallel \dots \parallel a_{1i} \rangle \langle Y_1 E \rangle) + \dots + (a_{m1} \parallel \dots \parallel a_{mi}) \langle Y_m E \rangle + b_{11} \parallel \dots \parallel b_{1j} + \dots + b_{n1} \parallel \dots \parallel b_{nj}$

Table 7: Axioms of APT_{τ}

$$\frac{}{\tau \xrightarrow{\tau} \surd}$$

$$\frac{x \xrightarrow{e} \surd}{\tau_I(x) \xrightarrow{e} \surd} \quad e \notin I \qquad \frac{x \xrightarrow{e} x'}{\tau_I(x) \xrightarrow{e} \tau_I(x')} \quad e \notin I$$

$$\frac{x \xrightarrow{e} \surd}{\tau_I(x) \xrightarrow{\tau} \surd} \quad e \in I \qquad \frac{x \xrightarrow{e} x'}{\tau_I(x) \xrightarrow{\tau} \tau_I(x')} \quad e \in I$$

Table 8: Transition rule of APT_{τ}

1. if $(C_1, f, C_2) \in R$, and $C_1 \xrightarrow{e_1} C'_1$, then $C_2 \xrightarrow{e_2} C'_2$ with $C'_1 \approx_{\text{bhp}} C'_2$;
2. if $(C_1, f, C_2) \in R$, and $C_2 \xrightarrow{e_2} C'_2$, then $C_1 \xrightarrow{e_1} C'_1$ with $C'_1 \approx_{\text{bhp}} C'_2$;
3. if $(C_1, f, C_2) \in R$ and $C_1 \downarrow$, then $C_2 \downarrow$;
4. if $(C_1, f, C_2) \in R$ and $C_2 \downarrow$, then $C_1 \downarrow$.

$\mathcal{E}_1, \mathcal{E}_2$ are rooted branching history-preserving (hp-)bisimilar and are written $\mathcal{E}_1 \approx_{\text{rbhp}} \mathcal{E}_2$ if there exists rooted a branching hp-bisimulation R such that $(\emptyset, \emptyset, \emptyset) \in R$.

A rooted branching hereditary history-preserving (hhp-)bisimulation is a downward closed rooted branching hhp-bisimulation. $\mathcal{E}_1, \mathcal{E}_2$ are rooted branching hereditary history-preserving (hhp-)bisimilar and are written $\mathcal{E}_1 \approx_{\text{rbhhp}} \mathcal{E}_2$.

The axioms and transition rules of APT_{τ} are shown in Table 7 and Table 8.

$$\begin{array}{c}
\frac{x \xrightarrow{e_1} \surd \quad y \xrightarrow{e_2} \surd \quad (e_1 \leq e_2)}{x \parallel y \xrightarrow{\{e_1, e_2\}} \surd} \quad \frac{x \xrightarrow{e_1} x' \quad y \xrightarrow{e_2} \surd \quad (e_1 \leq e_2)}{x \parallel y \xrightarrow{\{e_1, e_2\}} x'} \\
\frac{x \xrightarrow{e_1} \surd \quad y \xrightarrow{e_2} y' \quad (e_1 \leq e_2)}{x \parallel y \xrightarrow{\{e_1, e_2\}} y'} \quad \frac{x \xrightarrow{e_1} x' \quad y \xrightarrow{e_2} y' \quad (e_1 \leq e_2)}{x \parallel y \xrightarrow{\{e_1, e_2\}} x' \wp y'}
\end{array}$$

Table 9: Transition rules of left parallel operator \parallel

Theorem 2.18 (Soundness of $APTC_\tau$ with guarded linear recursion). *Let x and y be $APTC_\tau$ with guarded linear recursion terms. If $APTC_\tau$ with guarded linear recursion $\vdash x = y$, then*

1. $x \approx_{rbs} y$;
2. $x \approx_{rbp} y$;
3. $x \approx_{rbhp} y$.

Theorem 2.19 (Soundness of $CFAR$). *$CFAR$ is sound modulo rooted branching truly concurrent bisimulation equivalences \approx_{rbs} , \approx_{rbp} and \approx_{rbhp} .*

Theorem 2.20 (Completeness of $APTC_\tau$ with guarded linear recursion and $CFAR$). *Let p and q be closed $APTC_\tau$ with guarded linear recursion and $CFAR$ terms, then,*

1. if $p \approx_{rbs} q$ then $p = q$;
2. if $p \approx_{rbp} q$ then $p = q$;
3. if $p \approx_{rbhp} q$ then $p = q$.

2.5 Axiomatization for Hhp-Bisimilarity

Since hhp-bisimilarity is a downward closed hp-bisimilarity and can be downward closed to single atomic event, which implies bisimilarity. As Moller [6] proven, there is not a finite sound and complete axiomatization for parallelism \parallel modulo bisimulation equivalence, so there is not a finite sound and complete axiomatization for parallelism \parallel modulo hhp-bisimulation equivalence either. Inspired by the way of left merge to modeling the full merge for bisimilarity, we introduce a left parallel composition \parallel to model the full parallelism \parallel for hhp-bisimilarity.

In the following subsection, we add left parallel composition \parallel to the whole theory. Because the resulting theory is similar to the former, we only list the significant differences, and all proofs of the conclusions are left to the reader.

2.5.1 $APTC$ with Left Parallel Composition

The transition rules of left parallel composition \parallel are shown in Table 9. With a little abuse, we extend the causal order relation \leq on \mathbb{E} to include the original partial order (denoted by $<$) and concurrency (denoted by $=$).

The new axioms for parallelism are listed in Table 10.

Definition 2.21 (Basic terms of *APTC* with left parallel composition). *The set of basic terms of *APTC*, $\mathcal{B}(APTC)$, is inductively defined as follows:*

1. $\mathbb{E} \subset \mathcal{B}(APTC)$;
2. if $e \in \mathbb{E}, t \in \mathcal{B}(APTC)$ then $e \cdot t \in \mathcal{B}(APTC)$;
3. if $t, s \in \mathcal{B}(APTC)$ then $t + s \in \mathcal{B}(APTC)$;
4. if $t, s \in \mathcal{B}(APTC)$ then $t \parallel s \in \mathcal{B}(APTC)$.

Theorem 2.22 (Generalization of the algebra for left parallelism with respect to *BATC*). *The algebra for left parallelism is a generalization of *BATC*.*

Theorem 2.23 (Congruence theorem of *APTC* with left parallel composition). *Truly concurrent bisimulation equivalences \sim_p , \sim_s , \sim_{hp} and \sim_{hhp} are all congruences with respect to *APTC* with left parallel composition.*

Theorem 2.24 (Elimination theorem of parallelism with left parallel composition). *Let p be a closed *APTC* with left parallel composition term. Then there is a basic *APTC* term q such that $APTC \vdash p = q$.*

Theorem 2.25 (Soundness of parallelism with left parallel composition modulo truly concurrent bisimulation equivalences). *Let x and y be *APTC* with left parallel composition terms. If $APTC \vdash x = y$, then*

1. $x \sim_s y$;
2. $x \sim_p y$;
3. $x \sim_{hp} y$;
4. $x \sim_{hhp} y$.

Theorem 2.26 (Completeness of parallelism with left parallel composition modulo truly concurrent bisimulation equivalences). *Let x and y be *APTC* terms.*

1. If $x \sim_s y$, then $APTC \vdash x = y$;
2. if $x \sim_p y$, then $APTC \vdash x = y$;
3. if $x \sim_{hp} y$, then $APTC \vdash x = y$;
4. if $x \sim_{hhp} y$, then $APTC \vdash x = y$.

The transition rules of encapsulation operator are the same, and the its axioms are shown in 11.

No.	Axiom
A6	$x + \delta = x$
A7	$\delta \cdot x = \delta$
P1	$x \bowtie y = x \parallel y + x \mid y$
P2	$x \parallel y = y \parallel x$
P3	$(x \parallel y) \parallel z = x \parallel (y \parallel z)$
P4	$x \parallel y = x \parallel\!\!\! \parallel y + y \parallel\!\!\! \parallel x$
P5	$(e_1 \leq e_2) \quad e_1 \parallel\!\!\! \parallel (e_2 \cdot y) = (e_1 \parallel\!\!\! \parallel e_2) \cdot y$
P6	$(e_1 \leq e_2) \quad (e_1 \cdot x) \parallel\!\!\! \parallel e_2 = (e_1 \parallel\!\!\! \parallel e_2) \cdot x$
P7	$(e_1 \leq e_2) \quad (e_1 \cdot x) \parallel\!\!\! \parallel (e_2 \cdot y) = (e_1 \parallel\!\!\! \parallel e_2) \cdot (x \bowtie y)$
P8	$(x + y) \parallel\!\!\! \parallel z = (x \parallel\!\!\! \parallel z) + (y \parallel\!\!\! \parallel z)$
P9	$\delta \parallel\!\!\! \parallel x = \delta$
C10	$e_1 \mid e_2 = \gamma(e_1, e_2)$
C11	$e_1 \mid (e_2 \cdot y) = \gamma(e_1, e_2) \cdot y$
C12	$(e_1 \cdot x) \mid e_2 = \gamma(e_1, e_2) \cdot x$
C13	$(e_1 \cdot x) \mid (e_2 \cdot y) = \gamma(e_1, e_2) \cdot (x \bowtie y)$
C14	$(x + y) \mid z = (x \mid z) + (y \mid z)$
C15	$x \mid (y + z) = (x \mid y) + (x \mid z)$
C16	$\delta \mid x = \delta$
C17	$x \mid \delta = \delta$
CE18	$\Theta(e) = e$
CE19	$\Theta(\delta) = \delta$
CE20	$\Theta(x + y) = \Theta(x) \triangleleft y + \Theta(y) \triangleleft x$
CE21	$\Theta(x \cdot y) = \Theta(x) \cdot \Theta(y)$
CE22	$\Theta(x \parallel\!\!\! \parallel y) = ((\Theta(x) \triangleleft y) \parallel\!\!\! \parallel y) + ((\Theta(y) \triangleleft x) \parallel\!\!\! \parallel x)$
CE23	$\Theta(x \mid y) = ((\Theta(x) \triangleleft y) \mid y) + ((\Theta(y) \triangleleft x) \mid x)$
U24	$(\#(e_1, e_2)) \quad e_1 \triangleleft e_2 = \tau$
U25	$(\#(e_1, e_2), e_2 \leq e_3) \quad e_1 \triangleleft e_3 = e_1$
U26	$(\#(e_1, e_2), e_2 \leq e_3) \quad e_3 \triangleleft e_1 = \tau$
U27	$e \triangleleft \delta = e$
U28	$\delta \triangleleft e = \delta$
U29	$(x + y) \triangleleft z = (x \triangleleft z) + (y \triangleleft z)$
U30	$(x \cdot y) \triangleleft z = (x \triangleleft z) \cdot (y \triangleleft z)$
U31	$(x \parallel\!\!\! \parallel y) \triangleleft z = (x \triangleleft z) \parallel\!\!\! \parallel (y \triangleleft z)$
U32	$(x \mid y) \triangleleft z = (x \triangleleft z) \mid (y \triangleleft z)$
U33	$x \triangleleft (y + z) = (x \triangleleft y) \triangleleft z$
U34	$x \triangleleft (y \cdot z) = (x \triangleleft y) \triangleleft z$
U35	$x \triangleleft (y \parallel\!\!\! \parallel z) = (x \triangleleft y) \triangleleft z$
U36	$x \triangleleft (y \mid z) = (x \triangleleft y) \triangleleft z$

Table 10: Axioms of parallelism with left parallel composition

No.	Axiom
D1	$e \notin H \quad \partial_H(e) = e$
D2	$e \in H \quad \partial_H(e) = \delta$
D3	$\partial_H(\delta) = \delta$
D4	$\partial_H(x + y) = \partial_H(x) + \partial_H(y)$
D5	$\partial_H(x \cdot y) = \partial_H(x) \cdot \partial_H(y)$
D6	$\partial_H(x \parallel y) = \partial_H(x) \parallel \partial_H(y)$

Table 11: Axioms of encapsulation operator with left parallel composition

Theorem 2.27 (Conservativity of *APTC* with respect to the algebra for parallelism with left parallel composition). *APTC is a conservative extension of the algebra for parallelism with left parallel composition.*

Theorem 2.28 (Congruence theorem of encapsulation operator ∂_H). *Truly concurrent bisimulation equivalences \sim_p , \sim_s , \sim_{hp} and \sim_{hhp} are all congruences with respect to encapsulation operator ∂_H .*

Theorem 2.29 (Elimination theorem of *APTC*). *Let p be a closed *APTC* term including the encapsulation operator ∂_H . Then there is a basic *APTC* term q such that $APTC \vdash p = q$.*

Theorem 2.30 (Soundness of *APTC* modulo truly concurrent bisimulation equivalences). *Let x and y be *APTC* terms including encapsulation operator ∂_H . If $APTC \vdash x = y$, then*

1. $x \sim_s y$;
2. $x \sim_p y$;
3. $x \sim_{hp} y$;
4. $x \sim_{hhp} y$.

Theorem 2.31 (Completeness of *APTC* modulo truly concurrent bisimulation equivalences). *Let p and q be closed *APTC* terms including encapsulation operator ∂_H ,*

1. *if $p \sim_s q$ then $p = q$;*
2. *if $p \sim_p q$ then $p = q$;*
3. *if $p \sim_{hp} q$ then $p = q$;*
4. *if $p \sim_{hhp} q$ then $p = q$.*

2.5.2 Recursion

Definition 2.32 (Recursive specification). *A recursive specification is a finite set of recursive equations*

$$X_1 = t_1(X_1, \dots, X_n)$$

...

$$X_n = t_n(X_1, \dots, X_n)$$

where the left-hand sides of X_i are called recursion variables, and the right-hand sides $t_i(X_1, \dots, X_n)$ are process terms in APTC with possible occurrences of the recursion variables X_1, \dots, X_n .

Definition 2.33 (Solution). Processes p_1, \dots, p_n are a solution for a recursive specification $\{X_i = t_i(X_1, \dots, X_n) \mid i \in \{1, \dots, n\}\}$ (with respect to truly concurrent bisimulation equivalences \sim_s ($\sim_p, \sim_{hp}, \sim_{hhp}$)) if $p_i \sim_s$ ($\sim_p, \sim_{hp}, \sim_{hhp}$) $t_i(p_1, \dots, p_n)$ for $i \in \{1, \dots, n\}$.

Definition 2.34 (Guarded recursive specification). A recursive specification

$$X_1 = t_1(X_1, \dots, X_n)$$

...

$$X_n = t_n(X_1, \dots, X_n)$$

is guarded if the right-hand sides of its recursive equations can be adapted to the form by applications of the axioms in APTC and replacing recursion variables by the right-hand sides of their recursive equations,

$$(a_{11} \parallel \dots \parallel a_{1i_1}) \cdot s_1(X_1, \dots, X_n) + \dots + (a_{k1} \parallel \dots \parallel a_{ki_k}) \cdot s_k(X_1, \dots, X_n) + (b_{11} \parallel \dots \parallel b_{1j_1}) + \dots + (b_{l_1} \parallel \dots \parallel b_{l_j})$$

where $a_{11}, \dots, a_{1i_1}, a_{k1}, \dots, a_{ki_k}, b_{11}, \dots, b_{1j_1}, b_{l_1}, \dots, b_{l_j} \in \mathbb{E}$, and the sum above is allowed to be empty, in which case it represents the deadlock δ .

Definition 2.35 (Linear recursive specification). A recursive specification is linear if its recursive equations are of the form

$$(a_{11} \parallel \dots \parallel a_{1i_1})X_1 + \dots + (a_{k1} \parallel \dots \parallel a_{ki_k})X_k + (b_{11} \parallel \dots \parallel b_{1j_1}) + \dots + (b_{l_1} \parallel \dots \parallel b_{l_j})$$

where $a_{11}, \dots, a_{1i_1}, a_{k1}, \dots, a_{ki_k}, b_{11}, \dots, b_{1j_1}, b_{l_1}, \dots, b_{l_j} \in \mathbb{E}$, and the sum above is allowed to be empty, in which case it represents the deadlock δ .

Theorem 2.36 (Conservativity of APTC with guarded recursion). APTC with guarded recursion is a conservative extension of APTC.

Theorem 2.37 (Congruence theorem of APTC with guarded recursion). Truly concurrent bisimulation equivalences $\sim_p, \sim_s, \sim_{hp}, \sim_{hhp}$ are all congruences with respect to APTC with guarded recursion.

Theorem 2.38 (Elimination theorem of APTC with linear recursion). Each process term in APTC with linear recursion is equal to a process term $\langle X_1 | E \rangle$ with E a linear recursive specification.

Theorem 2.39 (Soundness of *APTC* with guarded recursion). *Let x and y be *APTC* with guarded recursion terms. If *APTC* with guarded recursion $\vdash x = y$, then*

1. $x \sim_s y$;
2. $x \sim_p y$;
3. $x \sim_{hp} y$;
4. $x \sim_{hhp} y$.

Theorem 2.40 (Completeness of *APTC* with linear recursion). *Let p and q be closed *APTC* with linear recursion terms, then,*

1. if $p \sim_s q$ then $p = q$;
2. if $p \sim_p q$ then $p = q$;
3. if $p \sim_{hp} q$ then $p = q$;
4. if $p \sim_{hhp} q$ then $p = q$.

2.5.3 Abstraction

Definition 2.41 (Guarded linear recursive specification). *A recursive specification is linear if its recursive equations are of the form*

$$(a_{11} \parallel \dots \parallel a_{1i_1})X_1 + \dots + (a_{k1} \parallel \dots \parallel a_{ki_k})X_k + (b_{11} \parallel \dots \parallel b_{1j_1}) + \dots + (b_{1j_1} \parallel \dots \parallel b_{lj_1})$$

where $a_{11}, \dots, a_{1i_1}, a_{k1}, \dots, a_{ki_k}, b_{11}, \dots, b_{1j_1}, b_{1j_1}, \dots, b_{lj_1} \in \mathbb{E} \cup \{\tau\}$, and the sum above is allowed to be empty, in which case it represents the deadlock δ .

A linear recursive specification E is guarded if there does not exist an infinite sequence of τ -transitions $\langle X|E \rangle \xrightarrow{\tau} \langle X'|E \rangle \xrightarrow{\tau} \langle X''|E \rangle \xrightarrow{\tau} \dots$.

The transition rules of τ are the same, and axioms of τ are as Table 12 shows.

Theorem 2.42 (Conservativity of *APTC* with silent step and guarded linear recursion). **APTC* with silent step and guarded linear recursion is a conservative extension of *APTC* with linear recursion.*

Theorem 2.43 (Congruence theorem of *APTC* with silent step and guarded linear recursion). *Routed branching truly concurrent bisimulation equivalences \approx_{rbp} , \approx_{rbs} , \approx_{rbhp} , and \approx_{rbhhp} are all congruences with respect to *APTC* with silent step and guarded linear recursion.*

Theorem 2.44 (Elimination theorem of *APTC* with silent step and guarded linear recursion). *Each process term in *APTC* with silent step and guarded linear recursion is equal to a process term $\langle X_1|E \rangle$ with E a guarded linear recursive specification.*

No.	Axiom
B1	$e \cdot \tau = e$
B2	$e \cdot (\tau \cdot (x + y) + x) = e \cdot (x + y)$
B3	$x \parallel \tau = x$

Table 12: Axioms of silent step

No.	Axiom
TI1	$e \notin I \quad \tau_I(e) = e$
TI2	$e \in I \quad \tau_I(e) = \tau$
TI3	$\tau_I(\delta) = \delta$
TI4	$\tau_I(x + y) = \tau_I(x) + \tau_I(y)$
TI5	$\tau_I(x \cdot y) = \tau_I(x) \cdot \tau_I(y)$
TI6	$\tau_I(x \parallel y) = \tau_I(x) \parallel \tau_I(y)$

Table 13: Axioms of abstraction operator

Theorem 2.45 (Soundness of *APTC* with silent step and guarded linear recursion). *Let x and y be *APTC* with silent step and guarded linear recursion terms. If *APTC* with silent step and guarded linear recursion $\vdash x = y$, then*

1. $x \approx_{rbs} y$;
2. $x \approx_{rbp} y$;
3. $x \approx_{rbhp} y$;
4. $x \approx_{rbhhp} y$.

Theorem 2.46 (Completeness of *APTC* with silent step and guarded linear recursion). *Let p and q be closed *APTC* with silent step and guarded linear recursion terms, then,*

1. *if $p \approx_{rbs} q$ then $p = q$;*
2. *if $p \approx_{rbp} q$ then $p = q$;*
3. *if $p \approx_{rbhp} q$ then $p = q$;*
4. *if $p \approx_{rbhhp} q$ then $p = q$.*

The transition rules of τ_I are the same, and the axioms are shown in Table 13.

Theorem 2.47 (Conservativity of *APTC* _{τ} with guarded linear recursion). *APTC* _{τ} *with guarded linear recursion is a conservative extension of *APTC* with silent step and guarded linear recursion.*

Theorem 2.48 (Congruence theorem of *APTC* _{τ} with guarded linear recursion). *Rooted branching truly concurrent bisimulation equivalences \approx_{rbp} , \approx_{rbs} , \approx_{rbhp} and \approx_{rbhhp} are all congruences with respect to *APTC* _{τ} with guarded linear recursion.*

No.	Axiom
<i>CFAR</i>	If X is in a cluster for I with exits $\{(a_{11} \parallel \dots \parallel a_{1i})Y_1, \dots, (a_{m1} \parallel \dots \parallel a_{mi})Y_m, b_{11} \parallel \dots \parallel b_{1j}, \dots, b_{n1} \parallel \dots \parallel b_{nj}\}$, then $\tau \cdot \tau_I(\langle X E \rangle) =$ $\tau \cdot \tau_I((a_{11} \parallel \dots \parallel a_{1i})\langle Y_1 E \rangle + \dots + (a_{m1} \parallel \dots \parallel a_{mi})\langle Y_m E \rangle + b_{11} \parallel \dots \parallel b_{1j} + \dots + b_{n1} \parallel \dots \parallel b_{nj})$

Table 14: Cluster fair abstraction rule

Theorem 2.49 (Soundness of $APTC_\tau$ with guarded linear recursion). *Let x and y be $APTC_\tau$ with guarded linear recursion terms. If $APTC_\tau$ with guarded linear recursion $\vdash x = y$, then*

1. $x \approx_{rbs} y$;
2. $x \approx_{rbp} y$;
3. $x \approx_{rbhp} y$;
4. $x \approx_{rbhhp} y$.

Definition 2.50 (Cluster). *Let E be a guarded linear recursive specification, and $I \subseteq \mathbb{E}$. Two recursion variable X and Y in E are in the same cluster for I iff there exist sequences of transitions $\langle X|E \rangle \xrightarrow{\{b_{11}, \dots, b_{1i}\}} \dots \xrightarrow{\{b_{m1}, \dots, b_{mi}\}} \langle Y|E \rangle$ and $\langle Y|E \rangle \xrightarrow{\{c_{11}, \dots, c_{1j}\}} \dots \xrightarrow{\{c_{n1}, \dots, c_{nj}\}} \langle X|E \rangle$, where $b_{11}, \dots, b_{mi}, c_{11}, \dots, c_{nj} \in I \cup \{\tau\}$.*

$a_1 \parallel \dots \parallel a_k$ or $(a_1 \parallel \dots \parallel a_k)X$ is an exit for the cluster C iff: (1) $a_1 \parallel \dots \parallel a_k$ or $(a_1 \parallel \dots \parallel a_k)X$ is a summand at the right-hand side of the recursive equation for a recursion variable in C , and (2) in the case of $(a_1 \parallel \dots \parallel a_k)X$, either $a_l \notin I \cup \{\tau\}$ ($l \in \{1, 2, \dots, k\}$) or $X \notin C$.

Theorem 2.51 (Soundness of *CFAR*). *$CFAR$ is sound modulo rooted branching truly concurrent bisimulation equivalences \approx_{rbs} , \approx_{rbp} , \approx_{rbhp} and \approx_{rbhhp} .*

Theorem 2.52 (Completeness of $APTC_\tau$ with guarded linear recursion and *CFAR*). *Let p and q be closed $APTC_\tau$ with guarded linear recursion and *CFAR* terms, then,*

1. if $p \approx_{rbs} q$ then $p = q$;
2. if $p \approx_{rbp} q$ then $p = q$;
3. if $p \approx_{rbhp} q$ then $p = q$;
4. if $p \approx_{rbhhp} q$ then $p = q$.

2.6 Placeholder

We introduce a constant called shadow constant \textcircled{S} to act for the placeholder that we ever used to deal entanglement in quantum process algebra. The transition rule of the shadow constant \textcircled{S} is shown in Table 15. The rule say that \textcircled{S} can terminate successfully without executing any action.

$$\overline{\textcircled{S}} \rightarrow \surd$$

Table 15: Transition rule of the shadow constant

No.	Axiom
SC1	$\textcircled{S} \cdot x = x$
SC2	$x \cdot \textcircled{S} = x$
SC3	$\textcircled{S}^e \parallel e = e$
SC4	$e \parallel (\textcircled{S}^e \cdot y) = e \cdot y$
SC5	$\textcircled{S}^e \parallel (e \cdot y) = e \cdot y$
SC6	$(e \cdot x) \parallel \textcircled{S}^e = e \cdot x$
SC7	$(\textcircled{S}^e \cdot x) \parallel e = e \cdot x$
SC8	$(e \cdot x) \parallel (\textcircled{S}^e \cdot y) = e \cdot (x \wp y)$
SC9	$(\textcircled{S}^e \cdot x) \parallel (e \cdot y) = e \cdot (x \wp y)$

Table 16: Axioms of shadow constant

We need to adjust the definition of guarded linear recursive specification to the following one.

Definition 2.53 (Guarded linear recursive specification). *A linear recursive specification E is guarded if there does not exist an infinite sequence of τ -transitions $\langle X|E \rangle \xrightarrow{\tau} \langle X'|E \rangle \xrightarrow{\tau} \langle X''|E \rangle \xrightarrow{\tau} \dots$, and there does not exist an infinite sequence of \textcircled{S} -transitions $\langle X|E \rangle \rightarrow \langle X'|E \rangle \rightarrow \langle X''|E \rangle \rightarrow \dots$.*

Theorem 2.54 (Conservativity of $APTC$ with respect to the shadow constant). *$APTC_\tau$ with guarded linear recursion and shadow constant is a conservative extension of $APTC_\tau$ with guarded linear recursion.*

We design the axioms for the shadow constant \textcircled{S} in Table 16. And for \textcircled{S}_i^e , we add superscript e to denote \textcircled{S} is belonging to e and subscript i to denote that it is the i -th shadow of e . And we extend the set \mathbb{E} to the set $\mathbb{E} \cup \{\tau\} \cup \{\delta\} \cup \{\textcircled{S}_i^e\}$.

The mismatch of action and its shadows in parallelism will cause deadlock, that is, $e \parallel \textcircled{S}^{e'} = \delta$ with $e \neq e'$. We must make all shadows \textcircled{S}_i^e are distinct, to ensure f in hp-bisimulation is an isomorphism.

Theorem 2.55 (Soundness of the shadow constant). *Let x and y be $APTC_\tau$ with guarded linear recursion and the shadow constant terms. If $APTC_\tau$ with guarded linear recursion and the shadow constant $\vdash x = y$, then*

1. $x \approx_{rbs} y$;
2. $x \approx_{rbp} y$;

$$\frac{}{\mathbf{new}(x) \rightarrow x} \quad \frac{x \xrightarrow{e} x'}{\mathbf{new}(x) \xrightarrow{e} \mathbf{new}(x')}$$

Table 17: Transition rule of the **new** operator

3. $x \approx_{rbhp} y$.

Theorem 2.56 (Completeness of the shadow constant). *Let p and q be closed $APTC_\tau$ with guarded linear recursion and CFAR and the shadow constant terms, then,*

1. if $p \approx_{rbs} q$ then $p = q$;
2. if $p \approx_{rbp} q$ then $p = q$;
3. if $p \approx_{rbhp} q$ then $p = q$.

With the shadow constant, we have

$$\begin{aligned} \partial_H((a \cdot r_b) \bowtie w_b) &= \partial_H((a \cdot r_b) \bowtie (\mathbb{S}_1^a \cdot w_b)) \\ &= a \cdot c_b \end{aligned}$$

with $H = \{r_b, w_b\}$ and $\gamma(r_b, w_b) \triangleq c_b$.

And we see the following example:

$$\begin{aligned} a \bowtie b &= a \parallel b + a \mid b \\ &= a \parallel b + a \parallel b + a \parallel b + a \mid b \\ &= a \parallel (\mathbb{S}_1^a \cdot b) + (\mathbb{S}_1^b \cdot a) \parallel b + a \parallel b + a \mid b \\ &= (a \parallel \mathbb{S}_1^a) \cdot b + (\mathbb{S}_1^b \parallel b) \cdot a + a \parallel b + a \mid b \\ &= a \cdot b + b \cdot a + a \parallel b + a \mid b \end{aligned}$$

What do we see? Yes. The parallelism contains both interleaving and true concurrency. This may be why true concurrency is called *true concurrency*.

2.7 Process Creation

To model process creation, we introduce a unity operator **new** inspired by Baeten's work on process creation [4].

The transition rules of **new** are as Table 17 shows.

And the transition rules of the sequential composition \cdot are adjusted to the followings, as Table 18 shows.

$$\begin{array}{c}
\frac{x \xrightarrow{e} \surd}{x \cdot y \xrightarrow{e} y} \quad \frac{x \xrightarrow{e} x'}{x \cdot y \xrightarrow{e} x' \cdot y} \\
\frac{x \rightarrow x' \quad y \xrightarrow{e} y'}{x \cdot y \xrightarrow{e} x' \wp y'} \quad \frac{x \xrightarrow{e} x' \quad y \rightarrow y'}{x \cdot y \xrightarrow{e} x' \wp y'} \\
\frac{x \xrightarrow{e_1} x' \quad y \xrightarrow{e_2} y' \quad \gamma(e_1, e_2) \text{ does not exist}}{x \cdot y \xrightarrow{\{e_1, e_2\}} x' \wp y'} \quad \frac{x \xrightarrow{e_1} x' \quad y \xrightarrow{e_2} y' \quad \gamma(e_1, e_2) \text{ exists}}{x \cdot y \xrightarrow{\gamma(e_1, e_2)} x' \wp y'}
\end{array}$$

Table 18: New transition rule of the \cdot operator

No.	Axiom
PC1	if $isP(x)$, then $\mathbf{new}(x) \cdot y = x \wp y$
PC2	$\mathbf{new}(x) \wp y = x \wp y$
PC3	$x \wp \mathbf{new}(y) = x \wp y$

Table 19: Axioms of **new** operator

We design the axioms for the **new** operator in Table 19.

Theorem 2.57 (Soundness of the **new** operator). *Let x and y be $APTC_\tau$ with guarded linear recursion and the **new** operator terms. If $APTC_\tau$ with guarded linear recursion and **new** operator $\vdash x = y$, then*

1. $x \approx_{rbs} y$;
2. $x \approx_{rbp} y$;
3. $x \approx_{rbhp} y$.

Theorem 2.58 (Completeness of the **new** operator). *Let p and q be closed $APTC_\tau$ with guarded linear recursion and CFAR and the **new** operator terms, then,*

1. if $p \approx_{rbs} q$ then $p = q$;
2. if $p \approx_{rbp} q$ then $p = q$;
3. if $p \approx_{rbhp} q$ then $p = q$.

2.8 Asynchronous Communication

The communication in APTC is synchronous, for two atomic actions $a, b \in A$, if there exists a communication between a and b , then they merge into a new communication action $\gamma(a, b)$; otherwise let $\gamma(a, b) = \delta$.

Asynchronous communication between actions $a, b \in A$ does not exist a merge $\gamma(a, b)$, and it is only explicitly defined by the causality relation $a \leq b$ to ensure that the send action a to be executed before the receive action b .

APTC naturally support asynchronous communication to be adapted to the following aspects:

1. remove the communication merge operator $|$, just because there does not exist a communication merger $\gamma(a, b)$ between two asynchronous communicating action $a, b \in A$;
2. remove the asynchronous communicating actions $a, b \in A$ from H of the encapsulation operator ∂_H ;
3. ensure the send action a to be executed before the receive action b , by inserting appropriate numbers of placeholders during modeling time; or by adding a causality constraint between the communicating actions $a \leq b$, all process terms violate this constraint will cause deadlocks.

2.9 Guards

To have the ability of data manipulation, we introduce guards into APTC in this section.

2.9.1 Operational Semantics

In this section, we extend truly concurrent bisimilarities to the ones containing data states.

Definition 2.59 (Prime event structure with silent event and empty event). *Let Λ be a fixed set of labels, ranged over a, b, c, \dots and τ, ϵ . A (Λ -labelled) prime event structure with silent event τ and empty event ϵ is a tuple $\mathcal{E} = \langle \mathbb{E}, \leq, \# \rangle$, where \mathbb{E} is a denumerable set of events, including the silent event τ and empty event ϵ . Let $\hat{\mathbb{E}} = \mathbb{E} \setminus \{\tau, \epsilon\}$, exactly excluding τ and ϵ , it is obvious that $\hat{\tau}^* = \epsilon$. Let $\lambda : \mathbb{E} \rightarrow \Lambda$ be a labelling function and let $\lambda(\tau) = \tau$ and $\lambda(\epsilon) = \epsilon$. And $\leq, \#$ are binary relations on \mathbb{E} , called causality and conflict respectively, such that:*

1. \leq is a partial order and $[e] = \{e' \in \mathbb{E} | e' \leq e\}$ is finite for all $e \in \mathbb{E}$. It is easy to see that $e \leq \tau^* \leq e' = e \leq \tau \leq \dots \leq \tau \leq e'$, then $e \leq e'$.
2. $\#$ is irreflexive, symmetric and hereditary with respect to \leq , that is, for all $e, e', e'' \in \mathbb{E}$, if $e \# e' \leq e''$, then $e \# e''$.

Then, the concepts of consistency and concurrency can be drawn from the above definition:

1. $e, e' \in \mathbb{E}$ are consistent, denoted as $e \sim e'$, if $\neg(e \# e')$. A subset $X \subseteq \mathbb{E}$ is called consistent, if $e \sim e'$ for all $e, e' \in X$.
2. $e, e' \in \mathbb{E}$ are concurrent, denoted as $e \parallel e'$, if $\neg(e \leq e')$, $\neg(e' \leq e)$, and $\neg(e \# e')$.

Definition 2.60 (Configuration). *Let \mathcal{E} be a PES. A (finite) configuration in \mathcal{E} is a (finite) consistent subset of events $C \subseteq \mathcal{E}$, closed with respect to causality (i.e. $[C] = C$), and a data state $s \in S$ with S the set of all data states, denoted $\langle C, s \rangle$. The set of finite configurations of \mathcal{E} is denoted by $\langle \mathcal{C}(\mathcal{E}), S \rangle$. We let $\hat{C} = C \setminus \{\tau\} \cup \{\epsilon\}$.*

A consistent subset of $X \subseteq \mathbb{E}$ of events can be seen as a pomset. Given $X, Y \subseteq \mathbb{E}$, $\hat{X} \sim \hat{Y}$ if \hat{X} and \hat{Y} are isomorphic as pomsets. In the following of the paper, we say $C_1 \sim C_2$, we mean $\hat{C}_1 \sim \hat{C}_2$.

Definition 2.61 (Pomset transitions and step). *Let \mathcal{E} be a PES and let $C \in \mathcal{C}(\mathcal{E})$, and $\emptyset \neq X \subseteq \mathbb{E}$, if $C \cap X = \emptyset$ and $C' = C \cup X \in \mathcal{C}(\mathcal{E})$, then $\langle C, s \rangle \xrightarrow{X} \langle C', s' \rangle$ is called a pomset transition from $\langle C, s \rangle$ to $\langle C', s' \rangle$. When the events in X are pairwise concurrent, we say that $\langle C, s \rangle \xrightarrow{X} \langle C', s' \rangle$ is a step. It is obvious that $\rightarrow^* \xrightarrow{X} \rightarrow^* = \xrightarrow{X}$ and $\rightarrow^* \xrightarrow{e} \rightarrow^* = \xrightarrow{e}$ for any $e \in \mathbb{E}$ and $X \subseteq \mathbb{E}$.*

Definition 2.62 (Weak pomset transitions and weak step). *Let \mathcal{E} be a PES and let $C \in \mathcal{C}(\mathcal{E})$, and $\emptyset \neq X \subseteq \hat{\mathbb{E}}$, if $C \cap X = \emptyset$ and $\hat{C}' = \hat{C} \cup X \in \mathcal{C}(\mathcal{E})$, then $\langle C, s \rangle \xrightarrow{X} \langle C', s' \rangle$ is called a weak pomset transition from $\langle C, s \rangle$ to $\langle C', s' \rangle$, where we define $\xrightarrow{e} \triangleq \xrightarrow{\tau^*} \xrightarrow{e} \xrightarrow{\tau^*}$. And $\xrightarrow{X} \triangleq \xrightarrow{\tau^*} \xrightarrow{X} \xrightarrow{\tau^*}$, for every $e \in X$. When the events in X are pairwise concurrent, we say that $\langle C, s \rangle \xrightarrow{X} \langle C', s' \rangle$ is a weak step.*

We will also suppose that all the PESs in this paper are image finite, that is, for any PES \mathcal{E} and $C \in \mathcal{C}(\mathcal{E})$ and $a \in \Lambda$, $\{e \in \mathbb{E} | \langle C, s \rangle \xrightarrow{e} \langle C', s' \rangle \wedge \lambda(e) = a\}$ and $\{e \in \hat{\mathbb{E}} | \langle C, s \rangle \xrightarrow{e} \langle C', s' \rangle \wedge \lambda(e) = a\}$ is finite.

Definition 2.63 (Pomset, step bisimulation). *Let $\mathcal{E}_1, \mathcal{E}_2$ be PESs. A pomset bisimulation is a relation $R \subseteq \langle \mathcal{C}(\mathcal{E}_1), S \rangle \times \langle \mathcal{C}(\mathcal{E}_2), S \rangle$, such that if $(\langle C_1, s \rangle, \langle C_2, s \rangle) \in R$, and $\langle C_1, s \rangle \xrightarrow{X_1} \langle C'_1, s' \rangle$ then $\langle C_2, s \rangle \xrightarrow{X_2} \langle C'_2, s' \rangle$, with $X_1 \subseteq \mathbb{E}_1, X_2 \subseteq \mathbb{E}_2, X_1 \sim X_2$ and $(\langle C'_1, s' \rangle, \langle C'_2, s' \rangle) \in R$ for all $s, s' \in S$, and vice-versa. We say that $\mathcal{E}_1, \mathcal{E}_2$ are pomset bisimilar, written $\mathcal{E}_1 \sim_p \mathcal{E}_2$, if there exists a pomset bisimulation R , such that $(\langle \emptyset, \emptyset \rangle, \langle \emptyset, \emptyset \rangle) \in R$. By replacing pomset transitions with steps, we can get the definition of step bisimulation. When PESs \mathcal{E}_1 and \mathcal{E}_2 are step bisimilar, we write $\mathcal{E}_1 \sim_s \mathcal{E}_2$.*

Definition 2.64 (Weak pomset, step bisimulation). *Let $\mathcal{E}_1, \mathcal{E}_2$ be PESs. A weak pomset bisimulation is a relation $R \subseteq \langle \mathcal{C}(\mathcal{E}_1), S \rangle \times \langle \mathcal{C}(\mathcal{E}_2), S \rangle$, such that if $(\langle C_1, s \rangle, \langle C_2, s \rangle) \in R$, and $\langle C_1, s \rangle \xrightarrow{X_1} \langle C'_1, s' \rangle$ then $\langle C_2, s \rangle \xrightarrow{X_2} \langle C'_2, s' \rangle$, with $X_1 \subseteq \hat{\mathbb{E}}_1, X_2 \subseteq \hat{\mathbb{E}}_2, X_1 \sim X_2$ and $(\langle C'_1, s' \rangle, \langle C'_2, s' \rangle) \in R$ for all $s, s' \in S$, and vice-versa. We say that $\mathcal{E}_1, \mathcal{E}_2$ are weak pomset bisimilar, written $\mathcal{E}_1 \sim_{wp} \mathcal{E}_2$, if there exists a weak pomset bisimulation R , such that $(\langle \emptyset, \emptyset \rangle, \langle \emptyset, \emptyset \rangle) \in R$. By replacing weak pomset transitions with weak steps, we can get the definition of weak step bisimulation. When PESs \mathcal{E}_1 and \mathcal{E}_2 are weak step bisimilar, we write $\mathcal{E}_1 \sim_{ws} \mathcal{E}_2$.*

Definition 2.65 (Posetal product). *Given two PESs $\mathcal{E}_1, \mathcal{E}_2$, the posetal product of their configurations, denoted $\langle \mathcal{C}(\mathcal{E}_1), S \rangle \overline{\times} \langle \mathcal{C}(\mathcal{E}_2), S \rangle$, is defined as*

$$\{(\langle C_1, s \rangle, f, \langle C_2, s \rangle) | C_1 \in \mathcal{C}(\mathcal{E}_1), C_2 \in \mathcal{C}(\mathcal{E}_2), f : C_1 \rightarrow C_2 \text{ isomorphism}\}.$$

A subset $R \subseteq \langle \mathcal{C}(\mathcal{E}_1), S \rangle \overline{\times} \langle \mathcal{C}(\mathcal{E}_2), S \rangle$ is called a posetal relation. We say that R is downward closed when for any $(\langle C_1, s \rangle, f, \langle C_2, s \rangle), (\langle C'_1, s' \rangle, f', \langle C'_2, s' \rangle) \in \langle \mathcal{C}(\mathcal{E}_1), S \rangle \overline{\times} \langle \mathcal{C}(\mathcal{E}_2), S \rangle$, if $(\langle C_1, s \rangle, f, \langle C_2, s \rangle) \in R$ and $(\langle C'_1, s' \rangle, f', \langle C'_2, s' \rangle) \in R$, then $(\langle C_1, s \rangle, f, \langle C_2, s \rangle) \in R$.

For $f : X_1 \rightarrow X_2$, we define $f[x_1 \mapsto x_2] : X_1 \cup \{x_1\} \rightarrow X_2 \cup \{x_2\}, z \in X_1 \cup \{x_1\}, (1) f[x_1 \mapsto x_2](z) = x_2, \text{ if } z = x_1; (2) f[x_1 \mapsto x_2](z) = f(z), \text{ otherwise. Where } X_1 \subseteq \mathbb{E}_1, X_2 \subseteq \mathbb{E}_2, x_1 \in \mathbb{E}_1, x_2 \in \mathbb{E}_2.$

Definition 2.66 (Weakly posetal product). *Given two PESs $\mathcal{E}_1, \mathcal{E}_2$, the weakly posetal product of their configurations, denoted $\langle \mathcal{C}(\mathcal{E}_1), S \rangle \overline{\times} \langle \mathcal{C}(\mathcal{E}_2), S \rangle$, is defined as*

$$\{(\langle C_1, s \rangle, f, \langle C_2, s \rangle) \mid C_1 \in \mathcal{C}(\mathcal{E}_1), C_2 \in \mathcal{C}(\mathcal{E}_2), f : \hat{C}_1 \rightarrow \hat{C}_2 \text{ isomorphism}\}.$$

A subset $R \subseteq \langle \mathcal{C}(\mathcal{E}_1), S \rangle \overline{\times} \langle \mathcal{C}(\mathcal{E}_2), S \rangle$ is called a weakly posetal relation. We say that R is downward closed when for any $(\langle C_1, s \rangle, f, \langle C_2, s \rangle), (\langle C'_1, s' \rangle, f, \langle C'_2, s' \rangle) \in \langle \mathcal{C}(\mathcal{E}_1), S \rangle \overline{\times} \langle \mathcal{C}(\mathcal{E}_2), S \rangle$, if $(\langle C_1, s \rangle, f, \langle C_2, s \rangle) \subseteq (\langle C'_1, s' \rangle, f', \langle C'_2, s' \rangle)$ pointwise and $(\langle C'_1, s' \rangle, f', \langle C'_2, s' \rangle) \in R$, then $(\langle C_1, s \rangle, f, \langle C_2, s \rangle) \in R$.

For $f : X_1 \rightarrow X_2$, we define $f[x_1 \mapsto x_2] : X_1 \cup \{x_1\} \rightarrow X_2 \cup \{x_2\}$, $z \in X_1 \cup \{x_1\}$, (1) $f[x_1 \mapsto x_2](z) = x_2$, if $z = x_1$; (2) $f[x_1 \mapsto x_2](z) = f(z)$, otherwise. Where $X_1 \subseteq \hat{\mathbb{E}}_1$, $X_2 \subseteq \hat{\mathbb{E}}_2$, $x_1 \in \hat{\mathbb{E}}_1$, $x_2 \in \hat{\mathbb{E}}_2$. Also, we define $f(\tau^*) = f(\tau^*)$.

Definition 2.67 ((Hereditary) history-preserving bisimulation). *A history-preserving (hp-) bisimulation is a posetal relation $R \subseteq \langle \mathcal{C}(\mathcal{E}_1), S \rangle \overline{\times} \langle \mathcal{C}(\mathcal{E}_2), S \rangle$ such that if $(\langle C_1, s \rangle, f, \langle C_2, s \rangle) \in R$, and $\langle C_1, s \rangle \xrightarrow{e_1} \langle C'_1, s' \rangle$, then $\langle C_2, s \rangle \xrightarrow{e_2} \langle C'_2, s' \rangle$, with $(\langle C'_1, s' \rangle, f[e_1 \mapsto e_2], \langle C'_2, s' \rangle) \in R$ for all $s, s' \in S$, and vice-versa. $\mathcal{E}_1, \mathcal{E}_2$ are history-preserving (hp-)bisimilar and are written $\mathcal{E}_1 \sim_{hp} \mathcal{E}_2$ if there exists a hp-bisimulation R such that $(\langle \emptyset, \emptyset \rangle, \emptyset, \langle \emptyset, \emptyset \rangle) \in R$.*

A hereditary history-preserving (hhp-)bisimulation is a downward closed hp-bisimulation. $\mathcal{E}_1, \mathcal{E}_2$ are hereditary history-preserving (hhp-)bisimilar and are written $\mathcal{E}_1 \sim_{hhp} \mathcal{E}_2$.

Definition 2.68 (Weak (hereditary) history-preserving bisimulation). *A weak history-preserving (hp-) bisimulation is a weakly posetal relation $R \subseteq \langle \mathcal{C}(\mathcal{E}_1), S \rangle \overline{\times} \langle \mathcal{C}(\mathcal{E}_2), S \rangle$ such that if $(\langle C_1, s \rangle, f, \langle C_2, s \rangle) \in R$, and $\langle C_1, s \rangle \xRightarrow{e_1} \langle C'_1, s' \rangle$, then $\langle C_2, s \rangle \xRightarrow{e_2} \langle C'_2, s' \rangle$, with $(\langle C'_1, s' \rangle, f[e_1 \mapsto e_2], \langle C'_2, s' \rangle) \in R$ for all $s, s' \in S$, and vice-versa. $\mathcal{E}_1, \mathcal{E}_2$ are weak history-preserving (hp-)bisimilar and are written $\mathcal{E}_1 \approx_{hp} \mathcal{E}_2$ if there exists a weak hp-bisimulation R such that $(\langle \emptyset, \emptyset \rangle, \emptyset, \langle \emptyset, \emptyset \rangle) \in R$.*

A weakly hereditary history-preserving (hhp-)bisimulation is a downward closed weak hp-bisimulation. $\mathcal{E}_1, \mathcal{E}_2$ are weakly hereditary history-preserving (hhp-)bisimilar and are written $\mathcal{E}_1 \approx_{hhp} \mathcal{E}_2$.

2.9.2 BATC with Guards

In this subsection, we will discuss the guards for *BATC*, which is denoted as *BATC_G*. Let \mathbb{E} be the set of atomic events (actions), and we assume that there is a data set Δ and data $D_1, \dots, D_n \in \Delta$, the data variable d_1, \dots, d_n range over Δ , and d_i has the same data type as D_i and can have a substitution D_i/d_i , for process x , $x[D_i/d_i]$ denotes that all occurrences of d_i in x are replaced by D_i . And also the atomic action e may manipulate on data and has the form $e(d_1, \dots, d_n)$ or $e(D_1, \dots, D_n)$. G_{at} be the set of atomic guards, δ be the deadlock constant, and ϵ be the empty event. We extend G_{at} to the set of basic guards G with element ϕ, ψ, \dots , which is generated by the following formation rules:

$$\phi ::= \delta \mid \epsilon \mid \neg \phi \mid \psi \in G_{at} \mid \phi + \psi \mid \phi \cdot \psi$$

In the following, let $e_1, e_2, e'_1, e'_2 \in \mathbb{E}$, $\phi, \psi \in G$ and let variables x, y, z range over the set of terms for true concurrency, p, q, s range over the set of closed terms. The predicate $test(\phi, s)$ represents that ϕ holds in the state s , and $test(\epsilon, s)$ holds and $test(\delta, s)$ does not hold. $effect(e, s) \in$

No.	Axiom
A1	$x + y = y + x$
A2	$(x + y) + z = x + (y + z)$
A3	$x + x = x$
A4	$(x + y) \cdot z = x \cdot z + y \cdot z$
A5	$(x \cdot y) \cdot z = x \cdot (y \cdot z)$
A6	$x + \delta = x$
A7	$\delta \cdot x = \delta$
A8	$\epsilon \cdot x = x$
A9	$x \cdot \epsilon = x$
G1	$\phi \cdot \neg\phi = \delta$
G2	$\phi + \neg\phi = \epsilon$
G3	$\phi\delta = \delta$
G4	$\phi(x + y) = \phi x + \phi y$
G5	$\phi(x \cdot y) = \phi x \cdot y$
G6	$(\phi + \psi)x = \phi x + \psi x$
G7	$(\phi \cdot \psi) \cdot x = \phi \cdot (\psi \cdot x)$
G8	$\phi = \epsilon$ if $\forall s \in S.test(\phi, s)$
G9	$\phi_0 \cdots \phi_n = \delta$ if $\forall s \in S, \exists i \leq n.test(\neg\phi_i, s)$
G10	$wp(e, \phi)e\phi = wp(e, \phi)e$
G11	$\neg wp(e, \phi)e\neg\phi = \neg wp(e, \phi)e$

Table 20: Axioms of $BATC_G$

S denotes s' in $s \xrightarrow{e} s'$. The predicate weakest precondition $wp(e, \phi)$ denotes that $\forall s \in S, test(\phi, effect(e, s))$ holds.

The set of axioms of $BATC_G$ consists of the laws given in Table 20.

Note that, by eliminating atomic event from the process terms, the axioms in Table 20 will lead to a Boolean Algebra. And $G9$ is a precondition of e and ϕ , $G10$ is the weakest precondition of e and ϕ . A data environment with $effect$ function is sufficiently deterministic, and it is obvious that if the weakest precondition is expressible and $G9$, $G10$ are sound, then the related data environment is sufficiently deterministic.

Definition 2.69 (Basic terms of $BATC_G$). *The set of basic terms of $BATC_G$, $\mathcal{B}(BATC_G)$, is inductively defined as follows:*

1. $\mathbb{E} \subset \mathcal{B}(BATC_G)$;
2. $G \subset \mathcal{B}(BATC_G)$;
3. if $e \in \mathbb{E}, t \in \mathcal{B}(BATC_G)$ then $e \cdot t \in \mathcal{B}(BATC_G)$;
4. if $\phi \in G, t \in \mathcal{B}(BATC_G)$ then $\phi \cdot t \in \mathcal{B}(BATC_G)$;
5. if $t, s \in \mathcal{B}(BATC_G)$ then $t + s \in \mathcal{B}(BATC_G)$.

$$\begin{array}{c}
\overline{\langle \epsilon, s \rangle \rightarrow \langle \surd, s \rangle} \\
\overline{\langle e, s \rangle \xrightarrow{e} \langle \surd, s' \rangle} \text{ if } s' \in \text{effect}(e, s) \\
\overline{\langle \phi, s \rangle \rightarrow \langle \surd, s \rangle} \text{ if } \text{test}(\phi, s) \\
\frac{\langle x, s \rangle \xrightarrow{e} \langle \surd, s' \rangle}{\langle x + y, s \rangle \xrightarrow{e} \langle \surd, s' \rangle} \quad \frac{\langle x, s \rangle \xrightarrow{e} \langle x', s' \rangle}{\langle x + y, s \rangle \xrightarrow{e} \langle x', s' \rangle} \\
\frac{\langle y, s \rangle \xrightarrow{e} \langle \surd, s' \rangle}{\langle x + y, s \rangle \xrightarrow{e} \langle \surd, s' \rangle} \quad \frac{\langle y, s \rangle \xrightarrow{e} \langle y', s' \rangle}{\langle x + y, s \rangle \xrightarrow{e} \langle y', s' \rangle} \\
\frac{\langle x, s \rangle \xrightarrow{e} \langle \surd, s' \rangle}{\langle x \cdot y, s \rangle \xrightarrow{e} \langle y, s' \rangle} \quad \frac{\langle x, s \rangle \xrightarrow{e} \langle x', s' \rangle}{\langle x \cdot y, s \rangle \xrightarrow{e} \langle x' \cdot y, s' \rangle}
\end{array}$$

Table 21: Single event transition rules of $BATC_G$

Theorem 2.70 (Elimination theorem of $BATC_G$). *Let p be a closed $BATC_G$ term. Then there is a basic $BATC_G$ term q such that $BATC_G \vdash p = q$.*

We will define a term-deduction system which gives the operational semantics of $BATC_G$. We give the operational transition rules for ϵ , atomic guard $\phi \in G_{at}$, atomic event $e \in \mathbb{E}$, operators \cdot and $+$ as Table 21 shows. And the predicate $\xrightarrow{e} \surd$ represents successful termination after execution of the event e .

Note that, we replace the single atomic event $e \in \mathbb{E}$ by $X \subseteq \mathbb{E}$, we can obtain the pomset transition rules of $BATC_G$, and omit them.

Theorem 2.71 (Congruence of $BATC_G$ with respect to truly concurrent bisimulation equivalences). (1) *Pomset bisimulation equivalence \sim_p is a congruence with respect to $BATC_G$;*

(2) *Step bisimulation equivalence \sim_s is a congruence with respect to $BATC_G$;*

(3) *H_p-bisimulation equivalence \sim_{hp} is a congruence with respect to $BATC_G$;*

(4) *H_{hp}-bisimulation equivalence \sim_{hhp} is a congruence with respect to $BATC_G$.*

Theorem 2.72 (Soundness of $BATC_G$ modulo truly concurrent bisimulation equivalences). (1) *Let x and y be $BATC_G$ terms. If $BATC \vdash x = y$, then $x \sim_p y$;*

(2) *Let x and y be $BATC_G$ terms. If $BATC \vdash x = y$, then $x \sim_s y$;*

(3) *Let x and y be $BATC_G$ terms. If $BATC \vdash x = y$, then $x \sim_{hp} y$;*

(4) *Let x and y be $BATC_G$ terms. If $BATC \vdash x = y$, then $x \sim_{hhp} y$.*

Theorem 2.73 (Completeness of $BATC_G$ modulo truly concurrent bisimulation equivalences).

(1) *Let p and q be closed $BATC_G$ terms, if $p \sim_p q$ then $p = q$;*

(2) *Let p and q be closed $BATC_G$ terms, if $p \sim_s q$ then $p = q$;*

- (3) Let p and q be closed $BATC_G$ terms, if $p \sim_{hp} q$ then $p = q$;
(4) Let p and q be closed $BATC_G$ terms, if $p \sim_{hhp} q$ then $p = q$.

Theorem 2.74 (Sufficient determinacy). *All related data environments with respect to $BATC_G$ can be sufficiently deterministic.*

2.9.3 $APTC$ with Guards

In this subsection, we will extend $APTC$ with guards, which is abbreviated $APTC_G$. The set of basic guards G with element ϕ, ψ, \dots , which is extended by the following formation rules:

$$\phi ::= \delta|\epsilon|\neg\phi|\psi \in G_{at}|\phi + \psi|\phi \cdot \psi|\phi \parallel \psi$$

The set of axioms of $APTC_G$ including axioms of $BATC_G$ in Table 20 and the axioms are shown in Table 22.

Definition 2.75 (Basic terms of $APTC_G$). *The set of basic terms of $APTC_G$, $\mathcal{B}(APTC_G)$, is inductively defined as follows:*

1. $\mathbb{E} \subset \mathcal{B}(APTC_G)$;
2. $G \subset \mathcal{B}(APTC_G)$;
3. if $e \in \mathbb{E}, t \in \mathcal{B}(APTC_G)$ then $e \cdot t \in \mathcal{B}(APTC_G)$;
4. if $\phi \in G, t \in \mathcal{B}(APTC_G)$ then $\phi \cdot t \in \mathcal{B}(APTC_G)$;
5. if $t, s \in \mathcal{B}(APTC_G)$ then $t + s \in \mathcal{B}(APTC_G)$;
6. if $t, s \in \mathcal{B}(APTC_G)$ then $t \parallel s \in \mathcal{B}(APTC_G)$.

Based on the definition of basic terms for $APTC_G$ (see Definition 2.75) and axioms of $APTC_G$, we can prove the elimination theorem of $APTC_G$.

Theorem 2.76 (Elimination theorem of $APTC_G$). *Let p be a closed $APTC_G$ term. Then there is a basic $APTC_G$ term q such that $APTC_G \vdash p = q$.*

We will define a term-deduction system which gives the operational semantics of $APTC_G$. Two atomic events e_1 and e_2 are in race condition, which are denoted $e_1 \% e_2$.

Theorem 2.77 (Generalization of $APTC_G$ with respect to $BATC_G$). *$APTC_G$ is a generalization of $BATC_G$.*

No.	Axiom
<i>P1</i>	$x \bowtie y = x \parallel y + x \mid y$
<i>P2</i>	$e_1 \parallel (e_2 \cdot y) = (e_1 \parallel e_2) \cdot y$
<i>P3</i>	$(e_1 \cdot x) \parallel e_2 = (e_1 \parallel e_2) \cdot x$
<i>P4</i>	$(e_1 \cdot x) \parallel (e_2 \cdot y) = (e_1 \parallel e_2) \cdot (x \bowtie y)$
<i>P5</i>	$(x + y) \parallel z = (x \parallel z) + (y \parallel z)$
<i>P6</i>	$x \parallel (y + z) = (x \parallel y) + (x \parallel z)$
<i>P7</i>	$\delta \parallel x = \delta$
<i>P8</i>	$x \parallel \delta = \delta$
<i>P9</i>	$\epsilon \parallel x = x$
<i>P10</i>	$x \parallel \epsilon = x$
<i>C1</i>	$e_1 \mid e_2 = \gamma(e_1, e_2)$
<i>C2</i>	$e_1 \mid (e_2 \cdot y) = \gamma(e_1, e_2) \cdot y$
<i>C3</i>	$(e_1 \cdot x) \mid e_2 = \gamma(e_1, e_2) \cdot x$
<i>C4</i>	$(e_1 \cdot x) \mid (e_2 \cdot y) = \gamma(e_1, e_2) \cdot (x \bowtie y)$
<i>C5</i>	$(x + y) \mid z = (x \mid z) + (y \mid z)$
<i>C6</i>	$x \mid (y + z) = (x \mid y) + (x \mid z)$
<i>C7</i>	$\delta \mid x = \delta$
<i>C8</i>	$x \mid \delta = \delta$
<i>C9</i>	$\epsilon \mid x = \delta$
<i>C10</i>	$x \mid \epsilon = \delta$
<i>CE1</i>	$\Theta(e) = e$
<i>CE2</i>	$\Theta(\delta) = \delta$
<i>CE3</i>	$\Theta(\epsilon) = \epsilon$
<i>CE4</i>	$\Theta(x + y) = \Theta(x) \triangleleft y + \Theta(y) \triangleleft x$
<i>CE5</i>	$\Theta(x \cdot y) = \Theta(x) \cdot \Theta(y)$
<i>CE6</i>	$\Theta(x \parallel y) = ((\Theta(x) \triangleleft y) \parallel y) + ((\Theta(y) \triangleleft x) \parallel x)$
<i>CE7</i>	$\Theta(x \mid y) = ((\Theta(x) \triangleleft y) \mid y) + ((\Theta(y) \triangleleft x) \mid x)$
<i>U1</i>	$(\#(e_1, e_2)) \quad e_1 \triangleleft e_2 = \tau$
<i>U2</i>	$(\#(e_1, e_2), e_2 \leq e_3) \quad e_1 \triangleleft e_3 = e_1$
<i>U3</i>	$(\#(e_1, e_2), e_2 \leq e_3) \quad e_3 \triangleleft e_1 = \tau$
<i>U4</i>	$e \triangleleft \delta = e$
<i>U5</i>	$\delta \triangleleft e = \delta$
<i>U6</i>	$e \triangleleft \epsilon = e$
<i>U7</i>	$\epsilon \triangleleft e = e$
<i>U8</i>	$(x + y) \triangleleft z = (x \triangleleft z) + (y \triangleleft z)$
<i>U9</i>	$(x \cdot y) \triangleleft z = (x \triangleleft z) \cdot (y \triangleleft z)$
<i>U10</i>	$(x \parallel y) \triangleleft z = (x \triangleleft z) \parallel (y \triangleleft z)$
<i>U11</i>	$(x \mid y) \triangleleft z = (x \triangleleft z) \mid (y \triangleleft z)$
<i>U12</i>	$x \triangleleft (y + z) = (x \triangleleft y) \triangleleft z$
<i>U13</i>	$x \triangleleft (y \cdot z) = (x \triangleleft y) \triangleleft z$
<i>U14</i>	$x \triangleleft (y \parallel z) = (x \triangleleft y) \triangleleft z$
<i>U15</i>	$x \triangleleft (y \mid z) = (x \triangleleft y) \triangleleft z$

Table 22: Axioms of $APT C_G$

No.	Axiom
D1	$e \notin H \quad \partial_H(e) = e$
D2	$e \in H \quad \partial_H(e) = \delta$
D3	$\partial_H(\delta) = \delta$
D4	$\partial_H(x + y) = \partial_H(x) + \partial_H(y)$
D5	$\partial_H(x \cdot y) = \partial_H(x) \cdot \partial_H(y)$
D6	$\partial_H(x \parallel y) = \partial_H(x) \parallel \partial_H(y)$
G12	$\phi(x \parallel y) = \phi x \parallel \phi y$
G13	$\phi(x \mid y) = \phi x \mid \phi y$
G14	$\phi \parallel \delta = \delta$
G15	$\delta \parallel \phi = \delta$
G16	$\phi \mid \delta = \delta$
G17	$\delta \mid \phi = \delta$
G18	$\phi \parallel \epsilon = \phi$
G19	$\epsilon \parallel \phi = \phi$
G20	$\phi \mid \epsilon = \delta$
G21	$\epsilon \mid \phi = \delta$
G22	$\phi \parallel \neg\phi = \delta$
G23	$\Theta(\phi) = \phi$
G24	$\partial_H(\phi) = \phi$
G25	$\phi_0 \parallel \dots \parallel \phi_n = \delta$ if $\forall s_0, \dots, s_n \in S, \exists i \leq n. test(\neg\phi_i, s_0 \cup \dots \cup s_n)$

Table 23: Axioms of $APTC_G$ (continuing)

Theorem 2.78 (Congruence of $APTC_G$ with respect to truly concurrent bisimulation equivalences). (1) Pomset bisimulation equivalence \sim_p is a congruence with respect to $APTC_G$;

(2) Step bisimulation equivalence \sim_s is a congruence with respect to $APTC_G$;

(3) Hp-bisimulation equivalence \sim_{hp} is a congruence with respect to $APTC_G$;

(4) Hhp-bisimulation equivalence \sim_{hhp} is a congruence with respect to $APTC_G$.

Theorem 2.79 (Soundness of $APTC_G$ modulo truly concurrent bisimulation equivalences). (1)

Let x and y be $APTC_G$ terms. If $APTC \vdash x = y$, then $x \sim_p y$;

(2) Let x and y be $APTC_G$ terms. If $APTC \vdash x = y$, then $x \sim_s y$;

(3) Let x and y be $APTC_G$ terms. If $APTC \vdash x = y$, then $x \sim_{hp} y$.

Theorem 2.80 (Completeness of $APTC_G$ modulo truly concurrent bisimulation equivalences).

(1) Let p and q be closed $APTC_G$ terms, if $p \sim_p q$ then $p = q$;

(2) Let p and q be closed $APTC_G$ terms, if $p \sim_s q$ then $p = q$;

(3) Let p and q be closed $APTC_G$ terms, if $p \sim_{hp} q$ then $p = q$.

Theorem 2.81 (Sufficient determinacy). All related data environments with respect to $APTC_G$ can be sufficiently deterministic.

$\frac{}{\langle e_1 \parallel \dots \parallel e_n, s \rangle \xrightarrow{\{e_1, \dots, e_n\}} \langle \surd, s' \rangle}$	if $s' \in \text{effect}(e_1, s) \cup \dots \cup \text{effect}(e_n, s)$
$\frac{}{\langle \phi_1 \parallel \dots \parallel \phi_n, s \rangle \rightarrow \langle \surd, s \rangle}$	if $\text{test}(\phi_1, s), \dots, \text{test}(\phi_n, s)$
$\frac{\langle x, s \rangle \xrightarrow{e_1} \langle \surd, s' \rangle \quad \langle y, s \rangle \xrightarrow{e_2} \langle \surd, s'' \rangle}{\langle x \parallel y, s \rangle \xrightarrow{\{e_1, e_2\}} \langle \surd, s' \cup s'' \rangle}$	$\frac{\langle x, s \rangle \xrightarrow{e_1} \langle x', s' \rangle \quad \langle y, s \rangle \xrightarrow{e_2} \langle \surd, s'' \rangle}{\langle x \parallel y, s \rangle \xrightarrow{\{e_1, e_2\}} \langle x', s' \cup s'' \rangle}$
$\frac{\langle x, s \rangle \xrightarrow{e_1} \langle \surd, s' \rangle \quad \langle y, s \rangle \xrightarrow{e_2} \langle y', s'' \rangle}{\langle x \parallel y, s \rangle \xrightarrow{\{e_1, e_2\}} \langle y', s' \cup s'' \rangle}$	$\frac{\langle x, s \rangle \xrightarrow{e_1} \langle x', s' \rangle \quad \langle y, s \rangle \xrightarrow{e_2} \langle y', s'' \rangle}{\langle x \parallel y, s \rangle \xrightarrow{\{e_1, e_2\}} \langle x' \bowtie y', s' \cup s'' \rangle}$
$\frac{\langle x, s \rangle \xrightarrow{e_1} \langle \surd, s' \rangle \quad \langle y, s \rangle \not\xrightarrow{e_2} (e_1 \% e_2)}{\langle x \parallel y, s \rangle \xrightarrow{e_1} \langle y, s' \rangle}$	$\frac{\langle x, s \rangle \xrightarrow{e_1} \langle x', s' \rangle \quad \langle y, s \rangle \not\xrightarrow{e_2} (e_1 \% e_2)}{\langle x \parallel y, s \rangle \xrightarrow{e_1} \langle x' \bowtie y, s' \rangle}$
$\frac{\langle x, s \rangle \not\xrightarrow{e_1} \langle y, s \rangle \xrightarrow{e_2} \langle \surd, s'' \rangle \quad (e_1 \% e_2)}{\langle x \parallel y, s \rangle \xrightarrow{e_2} \langle x, s'' \rangle}$	$\frac{\langle x, s \rangle \not\xrightarrow{e_1} \langle y, s \rangle \xrightarrow{e_2} \langle y', s'' \rangle \quad (e_1 \% e_2)}{\langle x \parallel y, s \rangle \xrightarrow{e_2} \langle x \bowtie y', s'' \rangle}$
$\frac{\langle x, s \rangle \xrightarrow{e_1} \langle \surd, s' \rangle \quad \langle y, s \rangle \xrightarrow{e_2} \langle \surd, s'' \rangle}{\langle x \mid y, s \rangle \xrightarrow{\gamma(e_1, e_2)} \langle \surd, \text{effect}(\gamma(e_1, e_2), s) \rangle}$	$\frac{\langle x, s \rangle \xrightarrow{e_1} \langle x', s' \rangle \quad \langle y, s \rangle \xrightarrow{e_2} \langle \surd, s'' \rangle}{\langle x \mid y, s \rangle \xrightarrow{\gamma(e_1, e_2)} \langle x', \text{effect}(\gamma(e_1, e_2), s) \rangle}$
$\frac{\langle x, s \rangle \xrightarrow{e_1} \langle \surd, s' \rangle \quad \langle y, s \rangle \xrightarrow{e_2} \langle y', s'' \rangle}{\langle x \mid y, s \rangle \xrightarrow{\gamma(e_1, e_2)} \langle y', \text{effect}(\gamma(e_1, e_2), s) \rangle}$	$\frac{\langle x, s \rangle \xrightarrow{e_1} \langle x', s' \rangle \quad \langle y, s \rangle \xrightarrow{e_2} \langle y', s'' \rangle}{\langle x \mid y, s \rangle \xrightarrow{\gamma(e_1, e_2)} \langle x' \bowtie y', \text{effect}(\gamma(e_1, e_2), s) \rangle}$
$\frac{\langle x, s \rangle \xrightarrow{e_1} \langle \surd, s' \rangle \quad (\#(e_1, e_2))}{\langle \Theta(x), s \rangle \xrightarrow{e_1} \langle \surd, s' \rangle}$	$\frac{\langle x, s \rangle \xrightarrow{e_2} \langle \surd, s'' \rangle \quad (\#(e_1, e_2))}{\langle \Theta(x), s \rangle \xrightarrow{e_2} \langle \surd, s'' \rangle}$
$\frac{\langle x, s \rangle \xrightarrow{e_1} \langle x', s' \rangle \quad (\#(e_1, e_2))}{\langle \Theta(x), s \rangle \xrightarrow{e_1} \langle \Theta(x'), s' \rangle}$	$\frac{\langle x, s \rangle \xrightarrow{e_2} \langle x'', s'' \rangle \quad (\#(e_1, e_2))}{\langle \Theta(x), s \rangle \xrightarrow{e_2} \langle \Theta(x''), s'' \rangle}$
$\frac{\langle x, s \rangle \xrightarrow{e_1} \langle \surd, s' \rangle \quad \langle y, s \rangle \not\xrightarrow{e_2} (\#(e_1, e_2))}{\langle x \triangleleft y, s \rangle \xrightarrow{\tau} \langle \surd, s' \rangle}$	$\frac{\langle x, s \rangle \xrightarrow{e_1} \langle x', s' \rangle \quad \langle y, s \rangle \not\xrightarrow{e_2} (\#(e_1, e_2))}{\langle x \triangleleft y, s \rangle \xrightarrow{\tau} \langle x', s' \rangle}$
$\frac{\langle x, s \rangle \xrightarrow{e_1} \langle \surd, s \rangle \quad \langle y, s \rangle \not\xrightarrow{e_3} (\#(e_1, e_2), e_2 \leq e_3)}{\langle x \triangleleft y, s \rangle \xrightarrow{e_1} \langle \surd, s' \rangle}$	$\frac{\langle x, s \rangle \xrightarrow{e_1} \langle x', s' \rangle \quad \langle y, s \rangle \not\xrightarrow{e_3} (\#(e_1, e_2), e_2 \leq e_3)}{\langle x \triangleleft y, s \rangle \xrightarrow{e_1} \langle x', s' \rangle}$
$\frac{\langle x, s \rangle \xrightarrow{e_3} \langle \surd, s' \rangle \quad \langle y, s \rangle \not\xrightarrow{e_2} (\#(e_1, e_2), e_1 \leq e_3)}{\langle x \triangleleft y, s \rangle \xrightarrow{\tau} \langle \surd, s' \rangle}$	$\frac{\langle x, s \rangle \xrightarrow{e_3} \langle x', s' \rangle \quad \langle y, s \rangle \not\xrightarrow{e_2} (\#(e_1, e_2), e_1 \leq e_3)}{\langle x \triangleleft y, s \rangle \xrightarrow{\tau} \langle x', s' \rangle}$
$\frac{\langle x, s \rangle \xrightarrow{e} \langle \surd, s' \rangle}{\langle \partial_H(x), s \rangle \xrightarrow{e} \langle \surd, s' \rangle} \quad (e \notin H)$	$\frac{\langle x, s \rangle \xrightarrow{e} \langle x', s' \rangle}{\langle \partial_H(x), s \rangle \xrightarrow{e} \langle \partial_H(x'), s' \rangle} \quad (e \notin H)$

Table 24: Transition rules of $APT C_G$

$$\frac{\langle t_i(\langle X_1|E \rangle, \dots, \langle X_n|E \rangle), s \rangle \xrightarrow{\{e_1, \dots, e_k\}} \langle \surd, s' \rangle}{\langle \langle X_i|E \rangle, s \rangle \xrightarrow{\{e_1, \dots, e_k\}} \langle \surd, s' \rangle}}$$

$$\frac{\langle t_i(\langle X_1|E \rangle, \dots, \langle X_n|E \rangle), s \rangle \xrightarrow{\{e_1, \dots, e_k\}} \langle y, s' \rangle}{\langle \langle X_i|E \rangle, s \rangle \xrightarrow{\{e_1, \dots, e_k\}} \langle y, s' \rangle}}$$

Table 25: Transition rules of guarded recursion

2.9.4 Recursion

In this subsection, we introduce recursion to capture infinite processes based on $APTC_G$. In the following, E, F, G are recursion specifications, X, Y, Z are recursive variables.

Definition 2.82 (Guarded recursive specification). *A recursive specification*

$$\begin{aligned} X_1 &= t_1(X_1, \dots, X_n) \\ &\dots \\ X_n &= t_n(X_1, \dots, X_n) \end{aligned}$$

is guarded if the right-hand sides of its recursive equations can be adapted to the form by applications of the axioms in $APTC$ and replacing recursion variables by the right-hand sides of their recursive equations,

$$(a_{11} \parallel \dots \parallel a_{1i_1}) \cdot s_1(X_1, \dots, X_n) + \dots + (a_{k1} \parallel \dots \parallel a_{ki_k}) \cdot s_k(X_1, \dots, X_n) + (b_{11} \parallel \dots \parallel b_{1j_1}) + \dots + (b_{l1} \parallel \dots \parallel b_{lj_l})$$

where $a_{11}, \dots, a_{1i_1}, a_{k1}, \dots, a_{ki_k}, b_{11}, \dots, b_{1j_1}, b_{l1}, \dots, b_{lj_l} \in \mathbb{E}$, and the sum above is allowed to be empty, in which case it represents the deadlock δ . And there does not exist an infinite sequence of ϵ -transitions $\langle X|E \rangle \rightarrow \langle X'|E \rangle \rightarrow \langle X''|E \rangle \rightarrow \dots$.

Theorem 2.83 (Conservativity of $APTC_G$ with guarded recursion). *$APTC_G$ with guarded recursion is a conservative extension of $APTC_G$.*

Theorem 2.84 (Congruence theorem of $APTC_G$ with guarded recursion). *Truly concurrent bisimulation equivalences \sim_p, \sim_s and \sim_{hp} are all congruences with respect to $APTC_G$ with guarded recursion.*

Theorem 2.85 (Elimination theorem of $APTC_G$ with linear recursion). *Each process term in $APTC_G$ with linear recursion is equal to a process term $\langle X_1|E \rangle$ with E a linear recursive specification.*

Theorem 2.86 (Soundness of $APTC_G$ with guarded recursion). *Let x and y be $APTC_G$ with guarded recursion terms. If $APTC_G$ with guarded recursion $\vdash x = y$, then*

- (1) $x \sim_s y$;
- (2) $x \sim_p y$;
- (3) $x \sim_{hp} y$.

$$\frac{}{\langle \tau, s \rangle \rightarrow \langle \surd, s \rangle} \text{ if } \text{test}(\tau, s)$$

$$\frac{}{\langle \tau, s \rangle \xrightarrow{\tau} \langle \surd, \tau(s) \rangle}$$

Table 26: Transition rule of the silent step

Theorem 2.87 (Completeness of $APTC_G$ with linear recursion). *Let p and q be closed $APTC_G$ with linear recursion terms, then,*

- (1) *if $p \sim_s q$ then $p = q$;*
- (2) *if $p \sim_p q$ then $p = q$;*
- (3) *if $p \sim_{hp} q$ then $p = q$.*

2.9.5 Abstraction

To abstract away from the internal implementations of a program, and verify that the program exhibits the desired external behaviors, the silent step τ and abstraction operator τ_I are introduced, where $I \subseteq \mathbb{E} \cup G_{at}$ denotes the internal events or guards. The silent step τ represents the internal events or guards, when we consider the external behaviors of a process, τ steps can be removed, that is, τ steps must keep silent. The transition rule of τ is shown in Table 26. In the following, let the atomic event e range over $\mathbb{E} \cup \{\epsilon\} \cup \{\delta\} \cup \{\tau\}$, and ϕ range over $G \cup \{\tau\}$, and let the communication function $\gamma : \mathbb{E} \cup \{\tau\} \times \mathbb{E} \cup \{\tau\} \rightarrow \mathbb{E} \cup \{\delta\}$, with each communication involved τ resulting in δ . We use $\tau(s)$ to denote $effect(\tau, s)$, for the fact that τ only change the state of internal data environment, that is, for the external data environments, $s = \tau(s)$.

In section 2.9.1, we introduce τ into event structure, and also give the concept of weakly true concurrency. In this subsection, we give the concepts of rooted branching truly concurrent bisimulation equivalences, based on these concepts, we can design the axiom system of the silent step τ and the abstraction operator τ_I .

Definition 2.88 (Branching pomset, step bisimulation). *Assume a special termination predicate \downarrow , and let \surd represent a state with $\surd \downarrow$. Let $\mathcal{E}_1, \mathcal{E}_2$ be PESs. A branching pomset bisimulation is a relation $R \subseteq \langle \mathcal{C}(\mathcal{E}_1), S \rangle \times \langle \mathcal{C}(\mathcal{E}_2), S \rangle$, such that:*

1. *if $(\langle C_1, s \rangle, \langle C_2, s \rangle) \in R$, and $\langle C_1, s \rangle \xrightarrow{X} \langle C'_1, s' \rangle$ then*
 - *either $X \equiv \tau^*$, and $(\langle C'_1, s' \rangle, \langle C_2, s \rangle) \in R$ with $s' \in \tau(s)$;*
 - *or there is a sequence of (zero or more) τ -transitions $\langle C_2, s \rangle \xrightarrow{\tau^*} \langle C_2^0, s^0 \rangle$, such that $(\langle C_1, s \rangle, \langle C_2^0, s^0 \rangle) \in R$ and $\langle C_2^0, s^0 \rangle \xrightarrow{X} \langle C'_2, s' \rangle$ with $(\langle C'_1, s' \rangle, \langle C'_2, s' \rangle) \in R$;*
2. *if $(\langle C_1, s \rangle, \langle C_2, s \rangle) \in R$, and $\langle C_2, s \rangle \xrightarrow{X} \langle C'_2, s' \rangle$ then*
 - *either $X \equiv \tau^*$, and $(\langle C_1, s \rangle, \langle C'_2, s' \rangle) \in R$;*

- or there is a sequence of (zero or more) τ -transitions $\langle C_1, s \rangle \xrightarrow{\tau^*} \langle C_1^0, s^0 \rangle$, such that $(\langle C_1^0, s^0 \rangle, \langle C_2, s \rangle) \in R$ and $\langle C_1^0, s^0 \rangle \xrightarrow{X} \langle C_1', s' \rangle$ with $(\langle C_1', s' \rangle, \langle C_2', s' \rangle) \in R$;
- 3. if $(\langle C_1, s \rangle, \langle C_2, s \rangle) \in R$ and $\langle C_1, s \rangle \downarrow$, then there is a sequence of (zero or more) τ -transitions $\langle C_2, s \rangle \xrightarrow{\tau^*} \langle C_2^0, s^0 \rangle$ such that $(\langle C_1, s \rangle, \langle C_2^0, s^0 \rangle) \in R$ and $\langle C_2^0, s^0 \rangle \downarrow$;
- 4. if $(\langle C_1, s \rangle, \langle C_2, s \rangle) \in R$ and $\langle C_2, s \rangle \downarrow$, then there is a sequence of (zero or more) τ -transitions $\langle C_1, s \rangle \xrightarrow{\tau^*} \langle C_1^0, s^0 \rangle$ such that $(\langle C_1^0, s^0 \rangle, \langle C_2, s \rangle) \in R$ and $\langle C_1^0, s^0 \rangle \downarrow$.

We say that $\mathcal{E}_1, \mathcal{E}_2$ are branching pomset bisimilar, written $\mathcal{E}_1 \approx_{bp} \mathcal{E}_2$, if there exists a branching pomset bisimulation R , such that $(\langle \emptyset, \emptyset \rangle, \langle \emptyset, \emptyset \rangle) \in R$.

By replacing pomset transitions with steps, we can get the definition of branching step bisimulation. When PESs \mathcal{E}_1 and \mathcal{E}_2 are branching step bisimilar, we write $\mathcal{E}_1 \approx_{bs} \mathcal{E}_2$.

Definition 2.89 (Rooted branching pomset, step bisimulation). Assume a special termination predicate \downarrow , and let \surd represent a state with $\surd \downarrow$. Let $\mathcal{E}_1, \mathcal{E}_2$ be PESs. A rooted branching pomset bisimulation is a relation $R \subseteq \langle \mathcal{C}(\mathcal{E}_1), S \rangle \times \langle \mathcal{C}(\mathcal{E}_2), S \rangle$, such that:

1. if $(\langle C_1, s \rangle, \langle C_2, s \rangle) \in R$, and $\langle C_1, s \rangle \xrightarrow{X} \langle C_1', s' \rangle$ then $\langle C_2, s \rangle \xrightarrow{X} \langle C_2', s' \rangle$ with $\langle C_1', s' \rangle \approx_{bp} \langle C_2', s' \rangle$;
2. if $(\langle C_1, s \rangle, \langle C_2, s \rangle) \in R$, and $\langle C_2, s \rangle \xrightarrow{X} \langle C_2', s' \rangle$ then $\langle C_1, s \rangle \xrightarrow{X} \langle C_1', s' \rangle$ with $\langle C_1', s' \rangle \approx_{bp} \langle C_2', s' \rangle$;
3. if $(\langle C_1, s \rangle, \langle C_2, s \rangle) \in R$ and $\langle C_1, s \rangle \downarrow$, then $\langle C_2, s \rangle \downarrow$;
4. if $(\langle C_1, s \rangle, \langle C_2, s \rangle) \in R$ and $\langle C_2, s \rangle \downarrow$, then $\langle C_1, s \rangle \downarrow$.

We say that $\mathcal{E}_1, \mathcal{E}_2$ are rooted branching pomset bisimilar, written $\mathcal{E}_1 \approx_{rbp} \mathcal{E}_2$, if there exists a rooted branching pomset bisimulation R , such that $(\langle \emptyset, \emptyset \rangle, \langle \emptyset, \emptyset \rangle) \in R$.

By replacing pomset transitions with steps, we can get the definition of rooted branching step bisimulation. When PESs \mathcal{E}_1 and \mathcal{E}_2 are rooted branching step bisimilar, we write $\mathcal{E}_1 \approx_{rbs} \mathcal{E}_2$.

Definition 2.90 (Branching (hereditary) history-preserving bisimulation). Assume a special termination predicate \downarrow , and let \surd represent a state with $\surd \downarrow$. A branching history-preserving (hp-) bisimulation is a weakly posetal relation $R \subseteq \langle \mathcal{C}(\mathcal{E}_1), S \rangle \overline{\times} \langle \mathcal{C}(\mathcal{E}_2), S \rangle$ such that:

1. if $(\langle C_1, s \rangle, f, \langle C_2, s \rangle) \in R$, and $\langle C_1, s \rangle \xrightarrow{e_1} \langle C_1', s' \rangle$ then
 - either $e_1 \equiv \tau$, and $(\langle C_1', s' \rangle, f[e_1 \mapsto \tau], \langle C_2, s \rangle) \in R$;
 - or there is a sequence of (zero or more) τ -transitions $\langle C_2, s \rangle \xrightarrow{\tau^*} \langle C_2^0, s^0 \rangle$, such that $(\langle C_1, s \rangle, f, \langle C_2^0, s^0 \rangle) \in R$ and $\langle C_2^0, s^0 \rangle \xrightarrow{e_2} \langle C_2', s' \rangle$ with $(\langle C_1', s' \rangle, f[e_1 \mapsto e_2], \langle C_2', s' \rangle) \in R$;
2. if $(\langle C_1, s \rangle, f, \langle C_2, s \rangle) \in R$, and $\langle C_2, s \rangle \xrightarrow{e_2} \langle C_2', s' \rangle$ then
 - either $e_2 \equiv \tau$, and $(\langle C_1, s \rangle, f[e_2 \mapsto \tau], \langle C_2', s' \rangle) \in R$;

- or there is a sequence of (zero or more) τ -transitions $\langle C_1, s \rangle \xrightarrow{\tau^*} \langle C_1^0, s^0 \rangle$, such that $((\langle C_1^0, s^0 \rangle, f, \langle C_2, s \rangle) \in R$ and $\langle C_1^0, s^0 \rangle \xrightarrow{e_1} \langle C_1', s' \rangle$ with $((\langle C_1', s' \rangle, f[e_2 \mapsto e_1], \langle C_2', s' \rangle) \in R$;
3. if $((\langle C_1, s \rangle, f, \langle C_2, s \rangle) \in R$ and $\langle C_1, s \rangle \downarrow$, then there is a sequence of (zero or more) τ -transitions $\langle C_2, s \rangle \xrightarrow{\tau^*} \langle C_2^0, s^0 \rangle$ such that $((\langle C_1, s \rangle, f, \langle C_2^0, s^0 \rangle) \in R$ and $\langle C_2^0, s^0 \rangle \downarrow$;
 4. if $((\langle C_1, s \rangle, f, \langle C_2, s \rangle) \in R$ and $\langle C_2, s \rangle \downarrow$, then there is a sequence of (zero or more) τ -transitions $\langle C_1, s \rangle \xrightarrow{\tau^*} \langle C_1^0, s^0 \rangle$ such that $((\langle C_1^0, s^0 \rangle, f, \langle C_2, s \rangle) \in R$ and $\langle C_1^0, s^0 \rangle \downarrow$.

$\mathcal{E}_1, \mathcal{E}_2$ are branching history-preserving (hp-)bisimilar and are written $\mathcal{E}_1 \approx_{bhp} \mathcal{E}_2$ if there exists a branching hp-bisimulation R such that $((\emptyset, \emptyset), \emptyset, (\emptyset, \emptyset)) \in R$.

A branching hereditary history-preserving (hhp-)bisimulation is a downward closed branching hp-bisimulation. $\mathcal{E}_1, \mathcal{E}_2$ are branching hereditary history-preserving (hhp-)bisimilar and are written $\mathcal{E}_1 \approx_{bhhp} \mathcal{E}_2$.

Definition 2.91 (Rooted branching (hereditary) history-preserving bisimulation). Assume a special termination predicate \downarrow , and let \surd represent a state with $\surd \downarrow$. A rooted branching history-preserving (hp-) bisimulation is a weakly posetal relation $R \subseteq \langle \mathcal{C}(\mathcal{E}_1), S \rangle \times \langle \mathcal{C}(\mathcal{E}_2), S \rangle$ such that:

1. if $((\langle C_1, s \rangle, f, \langle C_2, s \rangle) \in R$, and $\langle C_1, s \rangle \xrightarrow{e_1} \langle C_1', s' \rangle$, then $\langle C_2, s \rangle \xrightarrow{e_2} \langle C_2', s' \rangle$ with $\langle C_1', s' \rangle \approx_{bhp} \langle C_2', s' \rangle$;
2. if $((\langle C_1, s \rangle, f, \langle C_2, s \rangle) \in R$, and $\langle C_2, s \rangle \xrightarrow{e_2} \langle C_2', s' \rangle$, then $\langle C_1, s \rangle \xrightarrow{e_1} \langle C_1', s' \rangle$ with $\langle C_1', s' \rangle \approx_{bhp} \langle C_2', s' \rangle$;
3. if $((\langle C_1, s \rangle, f, \langle C_2, s \rangle) \in R$ and $\langle C_1, s \rangle \downarrow$, then $\langle C_2, s \rangle \downarrow$;
4. if $((\langle C_1, s \rangle, f, \langle C_2, s \rangle) \in R$ and $\langle C_2, s \rangle \downarrow$, then $\langle C_1, s \rangle \downarrow$.

$\mathcal{E}_1, \mathcal{E}_2$ are rooted branching history-preserving (hp-)bisimilar and are written $\mathcal{E}_1 \approx_{rbhp} \mathcal{E}_2$ if there exists a rooted branching hp-bisimulation R such that $((\emptyset, \emptyset), \emptyset, (\emptyset, \emptyset)) \in R$.

A rooted branching hereditary history-preserving (hhp-)bisimulation is a downward closed rooted branching hp-bisimulation. $\mathcal{E}_1, \mathcal{E}_2$ are rooted branching hereditary history-preserving (hhp-)bisimilar and are written $\mathcal{E}_1 \approx_{rbhhp} \mathcal{E}_2$.

Definition 2.92 (Guarded linear recursive specification). A linear recursive specification E is guarded if there does not exist an infinite sequence of τ -transitions $\langle X|E \rangle \xrightarrow{\tau} \langle X'|E \rangle \xrightarrow{\tau} \langle X''|E \rangle \xrightarrow{\tau} \dots$, and there does not exist an infinite sequence of ϵ -transitions $\langle X|E \rangle \rightarrow \langle X'|E \rangle \rightarrow \langle X''|E \rangle \rightarrow \dots$.

Theorem 2.93 (Conservativity of $APTC_G$ with silent step and guarded linear recursion). $APTC_G$ with silent step and guarded linear recursion is a conservative extension of $APTC_G$ with linear recursion.

Theorem 2.94 (Congruence theorem of $APTC_G$ with silent step and guarded linear recursion). Rooted branching truly concurrent bisimulation equivalences \approx_{rbp} , \approx_{rbs} and \approx_{rbhp} are all congruences with respect to $APTC_G$ with silent step and guarded linear recursion.

No.	Axiom
B1	$e \cdot \tau = e$
B2	$e \cdot (\tau \cdot (x + y) + x) = e \cdot (x + y)$
B3	$x \parallel \tau = x$
G26	$\phi \cdot \tau = \phi$
G27	$\phi \cdot (\tau \cdot (x + y) + x) = \phi \cdot (x + y)$

Table 27: Axioms of silent step

$$\begin{array}{ccc}
\frac{\langle x, s \rangle \xrightarrow{e} \langle \surd, s' \rangle}{\langle \tau_I(x), s \rangle \xrightarrow{e} \langle \surd, s' \rangle} & e \notin I & \frac{\langle x, s \rangle \xrightarrow{e} \langle x', s' \rangle}{\langle \tau_I(x), s \rangle \xrightarrow{e} \langle \tau_I(x'), s' \rangle} & e \notin I \\
\frac{\langle x, s \rangle \xrightarrow{e} \langle \surd, s' \rangle}{\langle \tau_I(x), s \rangle \xrightarrow{\tau} \langle \surd, \tau(s) \rangle} & e \in I & \frac{\langle x, s \rangle \xrightarrow{e} \langle x', s' \rangle}{\langle \tau_I(x), s \rangle \xrightarrow{\tau} \langle \tau_I(x'), \tau(s) \rangle} & e \in I
\end{array}$$

Table 28: Transition rule of the abstraction operator

We design the axioms for the silent step τ in Table 27.

Theorem 2.95 (Elimination theorem of $APT C_G$ with silent step and guarded linear recursion). *Each process term in $APT C_G$ with silent step and guarded linear recursion is equal to a process term $\langle X_1 | E \rangle$ with E a guarded linear recursive specification.*

Theorem 2.96 (Soundness of $APT C_G$ with silent step and guarded linear recursion). *Let x and y be $APT C_G$ with silent step and guarded linear recursion terms. If $APT C_G$ with silent step and guarded linear recursion $\vdash x = y$, then*

- (1) $x \approx_{rbs} y$;
- (2) $x \approx_{rbp} y$;
- (3) $x \approx_{rbhp} y$.

Theorem 2.97 (Completeness of $APT C_G$ with silent step and guarded linear recursion). *Let p and q be closed $APT C_G$ with silent step and guarded linear recursion terms, then,*

- (1) if $p \approx_{rbs} q$ then $p = q$;
- (2) if $p \approx_{rbp} q$ then $p = q$;
- (3) if $p \approx_{rbhp} q$ then $p = q$.

The unary abstraction operator τ_I ($I \subseteq \mathbb{E} \cup G_{at}$) renames all atomic events or atomic guards in I into τ . $APT C_G$ with silent step and abstraction operator is called $APT C_{G_\tau}$. The transition rules of operator τ_I are shown in Table 28.

Theorem 2.98 (Conservativity of $APT C_{G_\tau}$ with guarded linear recursion). *$APT C_{G_\tau}$ with guarded linear recursion is a conservative extension of $APT C_G$ with silent step and guarded linear recursion.*

No.	Axiom
TI1	$e \notin I \quad \tau_I(e) = e$
TI2	$e \in I \quad \tau_I(e) = \tau$
TI3	$\tau_I(\delta) = \delta$
TI4	$\tau_I(x + y) = \tau_I(x) + \tau_I(y)$
TI5	$\tau_I(x \cdot y) = \tau_I(x) \cdot \tau_I(y)$
TI6	$\tau_I(x \parallel y) = \tau_I(x) \parallel \tau_I(y)$
G28	$\phi \notin I \quad \tau_I(\phi) = \phi$
G29	$\phi \in I \quad \tau_I(\phi) = \tau$

Table 29: Axioms of abstraction operator

Theorem 2.99 (Congruence theorem of $APTC_{G_\tau}$ with guarded linear recursion). *Rooted branching truly concurrent bisimulation equivalences \approx_{rbp} , \approx_{rbs} and \approx_{rbhp} are all congruences with respect to $APTC_{G_\tau}$ with guarded linear recursion.*

We design the axioms for the abstraction operator τ_I in Table 29.

Theorem 2.100 (Soundness of $APTC_{G_\tau}$ with guarded linear recursion). *Let x and y be $APTC_{G_\tau}$ with guarded linear recursion terms. If $APTC_{G_\tau}$ with guarded linear recursion $\vdash x = y$, then*

- (1) $x \approx_{rbs} y$;
- (2) $x \approx_{rbp} y$;
- (3) $x \approx_{rbhp} y$.

Though τ -loops are prohibited in guarded linear recursive specifications (see Definition 2.92) in a specifiable way, they can be constructed using the abstraction operator, for example, there exist τ -loops in the process term $\tau_{\{a\}}(\langle X | X = aX \rangle)$. To avoid τ -loops caused by τ_I and ensure fairness, the concept of cluster and *CFAR* (Cluster Fair Abstraction Rule) [7] are still needed.

Theorem 2.101 (Completeness of $APTC_{G_\tau}$ with guarded linear recursion and *CFAR*). *Let p and q be closed $APTC_{G_\tau}$ with guarded linear recursion and *CFAR* terms, then,*

- (1) if $p \approx_{rbs} q$ then $p = q$;
- (2) if $p \approx_{rbp} q$ then $p = q$;
- (3) if $p \approx_{rbhp} q$ then $p = q$.

2.10 Applications

APTC provides a formal framework based on truly concurrent behavioral semantics, which can be used to verify the correctness of system behaviors. In this subsection, we tend to choose alternating bit protocol (ABP) [11].

The ABP protocol is used to ensure successful transmission of data through a corrupted channel. This success is based on the assumption that data can be resent an unlimited number of times, which is illustrated in Figure 1, we alter it into the true concurrency situation.

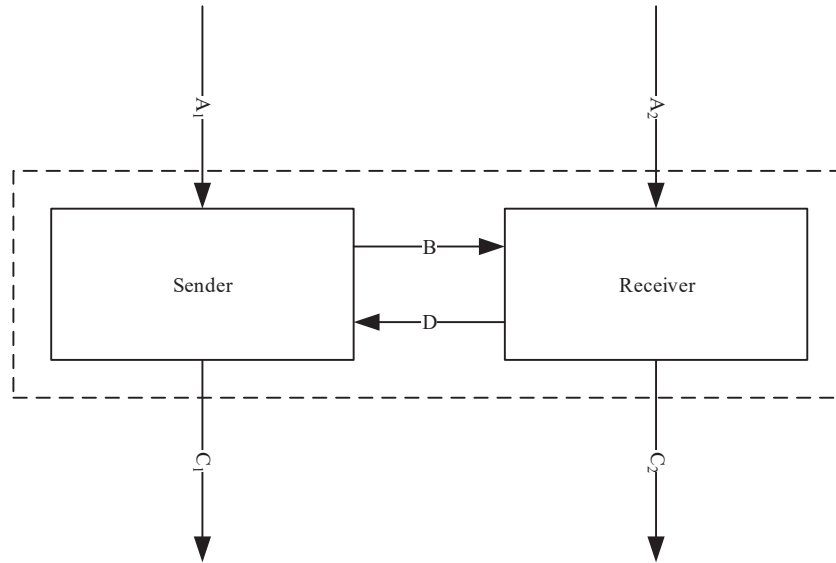


Figure 1: Alternating bit protocol

1. Data elements d_1, d_2, d_3, \dots from a finite set Δ are communicated between a Sender and a Receiver.
2. If the Sender reads a datum from channel A_1 , then this datum is sent to the Receiver in parallel through channel A_2 .
3. The Sender processes the data in Δ , forms new data, and sends them to the Receiver through channel B .
4. And the Receiver sends the datum into channel C_2 .
5. If channel B is corrupted, the message communicated through B can be turned into an error message \perp .
6. Every time the Receiver receives a message via channel B , it sends an acknowledgement to the Sender via channel D , which is also corrupted.
7. Finally, then Sender and the Receiver send out their outputs in parallel through channels C_1 and C_2 .

In the truly concurrent ABP, the Sender sends its data to the Receiver; and the Receiver can also send its data to the Sender, for simplicity and without loss of generality, we assume that only the Sender sends its data and the Receiver only receives the data from the Sender. The Sender attaches a bit 0 to data elements d_{2k-1} and a bit 1 to data elements d_{2k} , when they are sent into channel B . When the Receiver reads a datum, it sends back the attached bit via channel D . If the Receiver receives a corrupted message, then it sends back the previous acknowledgement to the Sender.

Then the state transition of the Sender can be described by *APTC* as follows.

$$\begin{aligned}
S_b &= \sum_{d \in \Delta} r_{A_1}(d) \cdot T_{db} \\
T_{db} &= \left(\sum_{d' \in \Delta} (s_B(d', b) \cdot s_{C_1}(d')) + s_B(\perp) \right) \cdot U_{db} \\
U_{db} &= r_D(b) \cdot S_{1-b} + (r_D(1-b) + r_D(\perp)) \cdot T_{db}
\end{aligned}$$

where s_B denotes sending data through channel B , r_D denotes receiving data through channel D , similarly, r_{A_1} means receiving data via channel A_1 , s_{C_1} denotes sending data via channel C_1 , and $b \in \{0, 1\}$.

And the state transition of the Receiver can be described by *APTC* as follows.

$$\begin{aligned}
R_b &= \sum_{d \in \Delta} r_{A_2}(d) \cdot R'_b \\
R'_b &= \sum_{d' \in \Delta} \{r_B(d', b) \cdot s_{C_2}(d') \cdot Q_b + r_B(d', 1-b) \cdot Q_{1-b}\} + r_B(\perp) \cdot Q_{1-b} \\
Q_b &= (s_D(b) + s_D(\perp)) \cdot R_{1-b}
\end{aligned}$$

where r_{A_2} denotes receiving data via channel A_2 , r_B denotes receiving data via channel B , s_{C_2} denotes sending data via channel C_2 , s_D denotes sending data via channel D , and $b \in \{0, 1\}$.

The send action and receive action of the same data through the same channel can communicate each other, otherwise, a deadlock δ will be caused. We define the following communication functions.

$$\begin{aligned}
\gamma(s_B(d', b), r_B(d', b)) &\triangleq c_B(d', b) \\
\gamma(s_B(\perp), r_B(\perp)) &\triangleq c_B(\perp) \\
\gamma(s_D(b), r_D(b)) &\triangleq c_D(b) \\
\gamma(s_D(\perp), r_D(\perp)) &\triangleq c_D(\perp)
\end{aligned}$$

Let R_0 and S_0 be in parallel, then the system $R_0 S_0$ can be represented by the following process term.

$$\tau_I(\partial_H(\Theta(R_0 \bowtie S_0))) = \tau_I(\partial_H(R_0 \bowtie S_0))$$

where $H = \{s_B(d', b), r_B(d', b), s_D(b), r_D(b) \mid d' \in \Delta, b \in \{0, 1\}\}$
 $\{s_B(\perp), r_B(\perp), s_D(\perp), r_D(\perp)\}$

$I = \{c_B(d', b), c_D(b) \mid d' \in \Delta, b \in \{0, 1\}\} \cup \{c_B(\perp), c_D(\perp)\}$.

Then we get the following conclusion.

Theorem 2.102 (Correctness of the ABP protocol). *The ABP protocol $\tau_I(\partial_H(R_0 \bowtie S_0))$ can exhibit desired external behaviors.*

Proof. By use of the algebraic laws of *APTC*, we have the following expansions.

$$\begin{aligned}
R_0 \wp S_0 &\stackrel{\text{P1}}{=} R_0 \parallel S_0 + R_0 \mid S_0 \\
&\stackrel{\text{RDP}}{=} \left(\sum_{d \in \Delta} r_{A_2}(d) \cdot R'_0 \right) \parallel \left(\sum_{d \in \Delta} r_{A_1}(d) T_{d0} \right) \\
&\quad + \left(\sum_{d \in \Delta} r_{A_2}(d) \cdot R'_0 \right) \mid \left(\sum_{d \in \Delta} r_{A_1}(d) T_{d0} \right) \\
&\stackrel{\text{P6,C14}}{=} \sum_{d \in \Delta} (r_{A_2}(d) \parallel r_{A_1}(d)) R'_0 \wp T_{d0} + \delta \cdot R'_0 \wp T_{d0} \\
&\stackrel{\text{A6,A7}}{=} \sum_{d \in \Delta} (r_{A_2}(d) \parallel r_{A_1}(d)) R'_0 \wp T_{d0}
\end{aligned}$$

$$\begin{aligned}
\partial_H(R_0 \wp S_0) &= \partial_H \left(\sum_{d \in \Delta} (r_{A_2}(d) \parallel r_{A_1}(d)) R'_0 \wp T_{d0} \right) \\
&= \sum_{d \in \Delta} (r_{A_2}(d) \parallel r_{A_1}(d)) \partial_H(R'_0 \wp T_{d0})
\end{aligned}$$

Similarly, we can get the following equations.

$$\begin{aligned}
\partial_H(R_0 \wp S_0) &= \sum_{d \in \Delta} (r_{A_2}(d) \parallel r_{A_1}(d)) \cdot \partial_H(T_{d0} \wp R'_0) \\
\partial_H(T_{d0} \wp R'_0) &= c_B(d', 0) \cdot (s_{C_1}(d') \parallel s_{C_2}(d')) \cdot \partial_H(U_{d0} \wp Q_0) + c_B(\perp) \cdot \partial_H(U_{d0} \wp Q_1) \\
\partial_H(U_{d0} \wp Q_1) &= (c_D(1) + c_D(\perp)) \cdot \partial_H(T_{d0} \wp R'_0) \\
\partial_H(Q_0 \wp U_{d0}) &= c_D(0) \cdot \partial_H(R_1 \wp S_1) + c_D(\perp) \cdot \partial_H(R'_1 \wp T_{d0}) \\
\partial_H(R'_1 \wp T_{d0}) &= (c_B(d', 0) + c_B(\perp)) \cdot \partial_H(Q_0 \wp U_{d0}) \\
\partial_H(R_1 \wp S_1) &= \sum_{d \in \Delta} (r_{A_2}(d) \parallel r_{A_1}(d)) \cdot \partial_H(T_{d1} \wp R'_1) \\
\partial_H(T_{d1} \wp R'_1) &= c_B(d', 1) \cdot (s_{C_1}(d') \parallel s_{C_2}(d')) \cdot \partial_H(U_{d1} \wp Q_1) + c_B(\perp) \cdot \partial_H(U_{d1} \wp Q'_0) \\
\partial_H(U_{d1} \wp Q'_0) &= (c_D(0) + c_D(\perp)) \cdot \partial_H(T_{d1} \wp R'_1) \\
\partial_H(Q_1 \wp U_{d1}) &= c_D(1) \cdot \partial_H(R_0 \wp S_0) + c_D(\perp) \cdot \partial_H(R'_0 \wp T_{d1}) \\
\partial_H(R'_0 \wp T_{d1}) &= (c_B(d', 1) + c_B(\perp)) \cdot \partial_H(Q_1 \wp U_{d1})
\end{aligned}$$

Let $\partial_H(R_0 \wp S_0) = \langle X_1 \mid E \rangle$, where E is the following guarded linear recursion specification:

$$\begin{aligned}
\{ X_1 &= \sum_{d \in \Delta} (r_{A_2}(d) \parallel r_{A_1}(d)) \cdot X_{2d}, Y_1 = \sum_{d \in \Delta} (r_{A_2}(d) \parallel r_{A_1}(d)) \cdot Y_{2d}, \\
X_{2d} &= c_B(d', 0) \cdot X_{4d} + c_B(\perp) \cdot X_{3d}, Y_{2d} = c_B(d', 1) \cdot Y_{4d} + c_B(\perp) \cdot Y_{3d}, \\
X_{3d} &= (c_D(1) + c_D(\perp)) \cdot X_{2d}, Y_{3d} = (c_D(0) + c_D(\perp)) \cdot Y_{2d}, \\
X_{4d} &= (s_{C_1}(d') \parallel s_{C_2}(d')) \cdot X_{5d}, Y_{4d} = (s_{C_1}(d') \parallel s_{C_2}(d')) \cdot Y_{5d}, \\
X_{5d} &= c_D(0) \cdot Y_1 + c_D(\perp) \cdot X_{6d}, Y_{5d} = c_D(1) \cdot X_1 + c_D(\perp) \cdot Y_{6d}, \\
X_{6d} &= (c_B(d, 0) + c_B(\perp)) \cdot X_{5d}, Y_{6d} = (c_B(d, 1) + c_B(\perp)) \cdot Y_{5d} \\
&\mid d, d' \in \Delta \}
\end{aligned}$$

Then we apply abstraction operator τ_I into $\langle X_1|E \rangle$.

$$\begin{aligned}
\tau_I(\langle X_1|E \rangle) &= \sum_{d \in \Delta} (r_{A_1}(d) \parallel r_{A_2}(d)) \cdot \tau_I(\langle X_{2d}|E \rangle) \\
&= \sum_{d \in \Delta} (r_{A_1}(d) \parallel r_{A_2}(d)) \cdot \tau_I(\langle X_{4d}|E \rangle) \\
&= \sum_{d, d' \in \Delta} (r_{A_1}(d) \parallel r_{A_2}(d)) \cdot (s_{C_1}(d') \parallel s_{C_2}(d')) \cdot \tau_I(\langle X_{5d}|E \rangle) \\
&= \sum_{d, d' \in \Delta} (r_{A_1}(d) \parallel r_{A_2}(d)) \cdot (s_{C_1}(d') \parallel s_{C_2}(d')) \cdot \tau_I(\langle Y_1|E \rangle)
\end{aligned}$$

Similarly, we can get $\tau_I(\langle Y_1|E \rangle) = \sum_{d, d' \in \Delta} (r_{A_1}(d) \parallel r_{A_2}(d)) \cdot (s_{C_1}(d') \parallel s_{C_2}(d')) \cdot \tau_I(\langle X_1|E \rangle)$.

We get $\tau_I(\partial_H(R_0 \bowtie S_0)) = \sum_{d, d' \in \Delta} (r_{A_1}(d) \parallel r_{A_2}(d)) \cdot (s_{C_1}(d') \parallel s_{C_2}(d')) \cdot \tau_I(\partial_H(R_0 \bowtie S_0))$. So, the ABP protocol $\tau_I(\partial_H(R_0 \bowtie S_0))$ can exhibit desired external behaviors. \square

With the help of shadow constant, now we can verify the traditional alternating bit protocol (ABP) [11].

The ABP protocol is used to ensure successful transmission of data through a corrupted channel. This success is based on the assumption that data can be resent an unlimited number of times, which is illustrated in Figure 2, we alter it into the true concurrency situation.

1. Data elements d_1, d_2, d_3, \dots from a finite set Δ are communicated between a Sender and a Receiver.
2. If the Sender reads a datum from channel A .
3. The Sender processes the data in Δ , forms new data, and sends them to the Receiver through channel B .
4. And the Receiver sends the datum into channel C .
5. If channel B is corrupted, the message communicated through B can be turned into an error message \perp .
6. Every time the Receiver receives a message via channel B , it sends an acknowledgement to the Sender via channel D , which is also corrupted.

The Sender attaches a bit 0 to data elements d_{2k-1} and a bit 1 to data elements d_{2k} , when they are sent into channel B . When the Receiver reads a datum, it sends back the attached bit via channel D . If the Receiver receives a corrupted message, then it sends back the previous acknowledgement to the Sender.

Then the state transition of the Sender can be described by $APTC$ as follows.

$$\begin{aligned}
S_b &= \sum_{d \in \Delta} r_A(d) \cdot T_{db} \\
T_{db} &= \left(\sum_{d' \in \Delta} (s_B(d', b) \cdot \textcircled{S}^{s_C(d')}) + s_B(\perp) \right) \cdot U_{db} \\
U_{db} &= r_D(b) \cdot S_{1-b} + (r_D(1-b) + r_D(\perp)) \cdot T_{db}
\end{aligned}$$

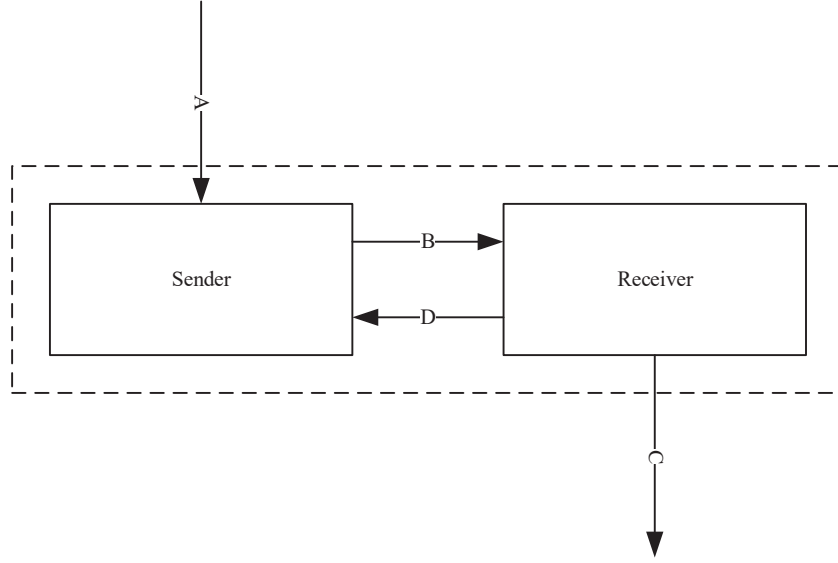


Figure 2: Alternating bit protocol

where s_B denotes sending data through channel B , r_D denotes receiving data through channel D , similarly, r_A means receiving data via channel A , $\textcircled{S}^{s_C(d')}$ denotes the shadow of $s_C(d')$. And the state transition of the Receiver can be described by *APTC* as follows.

$$\begin{aligned}
R_b &= \sum_{d' \in \Delta} \textcircled{S}^{r_A(d')} \cdot R'_b \\
R'_b &= \sum_{d' \in \Delta} \{r_B(d', b) \cdot s_C(d') \cdot Q_b + r_B(d', 1-b) \cdot Q_{1-b}\} + r_B(\perp) \cdot Q_{1-b} \\
Q_b &= (s_D(b) + s_D(\perp)) \cdot R_{1-b}
\end{aligned}$$

where $\textcircled{S}^{r_A(d')}$ denotes the shadow of $r_A(d')$, r_B denotes receiving data via channel B , s_C denotes sending data via channel C , s_D denotes sending data via channel D , and $b \in \{0, 1\}$.

The send action and receive action of the same data through the same channel can communicate each other, otherwise, a deadlock δ will be caused. We define the following communication functions.

$$\begin{aligned}
\gamma(s_B(d'), r_B(d', b)) &\triangleq c_B(d', b) \\
\gamma(s_B(\perp), r_B(\perp)) &\triangleq c_B(\perp) \\
\gamma(s_D(b), r_D(b)) &\triangleq c_D(b) \\
\gamma(s_D(\perp), r_D(\perp)) &\triangleq c_D(\perp)
\end{aligned}$$

Let R_0 and S_0 be in parallel, then the system $R_0 S_0$ can be represented by the following process term.

$$\tau_I(\partial_H(\Theta(R_0 \text{ \textcircled{ } } S_0))) = \tau_I(\partial_H(R_0 \text{ \textcircled{ } } S_0))$$

where $H = \{s_B(d', b), r_B(d', b), s_D(b), r_D(b) | d' \in \Delta, b \in \{0, 1\}\}$
 $\{s_B(\perp), r_B(\perp), s_D(\perp), r_D(\perp)\}$

$I = \{c_B(d', b), c_D(b) | d' \in \Delta, b \in \{0, 1\}\} \cup \{c_B(\perp), c_D(\perp)\}$.

Then we get the following conclusion.

Theorem 2.103 (Correctness of the ABP protocol). *The ABP protocol $\tau_I(\partial_H(R_0 \text{ \textcircled{ } } S_0))$ can exhibit desired external behaviors.*

Proof. Similarly, we can get $\tau_I(\langle X_1 | E \rangle) = \sum_{d, d' \in \Delta} r_A(d) \cdot s_C(d') \cdot \tau_I(\langle Y_1 | E \rangle)$ and $\tau_I(\langle Y_1 | E \rangle) = \sum_{d, d' \in \Delta} r_A(d) \cdot s_C(d') \cdot \tau_I(\langle X_1 | E \rangle)$.

So, the ABP protocol $\tau_I(\partial_H(R_0 \text{ \textcircled{ } } S_0))$ can exhibit desired external behaviors. \square

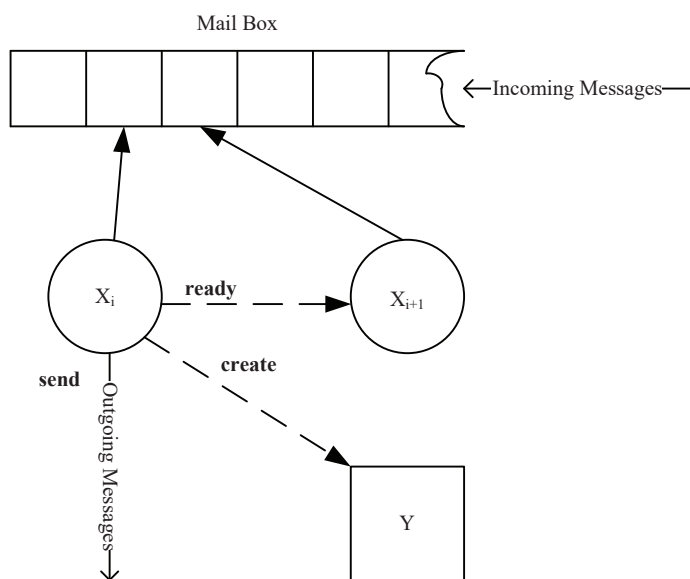


Figure 3: Model of an actor

3 Process Algebra Based Actor Model

In this chapter, we introduce an actor model described by the truly concurrent process algebra in the chapter 2. Firstly, we introduce the traditional actor model; then we introduce the model based on truly concurrent process algebra, and analyze the advantages of this model.

3.1 The Actor Model

An actor [12] [13] [14] acts as an atomic function unit of concurrent and encapsulates a set of states, a control thread and a set of local computations. It has a unique mail address and maintains a mail box to accept messages sent by other actors. Actors do local computations by means of processing the messages stored in the mail box sequentially and block when their mail boxes are empty.

During processing a message in mail box, an actor may perform three candidate actions:

1. **send** action: sending messages asynchronously to other actors by their mail box addresses;
2. **create** action: creating new actors with new behaviors;
3. **ready** action: becoming ready to process the next message from the mail box or block if the mail box is empty.

The illustration of an actor model is shown in Figure 3.

The work $\Lambda\pi$ of Agha [15] gives actors an algebraic model based on π -calculus [16] [17]. In this work, Agha pointed out that it must satisfy the following characteristics as an actor:

1. **Concurrency**: all actors execute concurrently;

2. Asynchrony: an actor receives and sends messages asynchronously;
3. Uniqueness: an actor has a unique name and the associate unique mail box name;
4. Concentration: an actor focuses on the processing messages, including some local computations, creations of some new actors, and sending some messages to other actors;
5. Communication Dependency: the only way of affecting an actor is sending a message to it;
6. Abstraction: except for the receiving and sending message, and creating new actors, the local computations are abstracted;
7. Persistence: an actor does not disappear after processing a message.

3.2 Modelling Actors Based on Process Algebra

In this section, we model the characteristics of an actor based on APTC, then we take all the modelling into a whole actor model. Finally, we take a simple example to show the application of the new actor model.

3.2.1 Modelling Characteristics of An Actor

The characteristics of an actor are modelled as follows.

1. Computations: the computations are modeled as atomic actions, and the computational logics are captured by sequential composition \cdot , alternative composition $+$, parallel composition \parallel , and the conditional guards (see section 2.9 for details) of truly concurrent process algebra;
2. Asynchronous Communications: a communication are composed of a pair of sending/receiving actions, the asynchrony of communication only requires that the sending action occurs before the receiving action, see section 2.8 for details;
3. Uniqueness: for the simplicity, the unique name of an actor and the unique name of its mail box are combined into its one unique name;
4. Abstraction: the local computations are encapsulated and abstracted as internal steps τ , see abstraction of truly concurrent process algebra;
5. Actor Creations: by use of process creations in section 2.7, we can create new actors;
6. Concurrency: all the actors are executed in parallel which can be captured by the parallel composition \parallel of truly concurrent process algebra;
7. Persistence: once an actor has been created, it will receive and process messages continuously, this infinite computation can be captured by recursion of truly concurrent process algebra.

3.2.2 Combining All the Elements into A Whole

Based on the modelling elements of an actor, we can model a whole actor computational system consisted of a set of actors as follows.

1. According to the requirements of the system, design the system (including the inputs/outputs and functions) and divide it into a set of actors by the modular methodology;
2. Determine the interfaces of all actors, including receiving messages, sending messages, and creating other actors;
3. Determine the interactions among all actors, mainly including the causal relations of the sending/receiving actions for each interaction;
4. Implement the functions of each actor by programming its state transitions based on truly concurrent process algebra, and the program is consists of a set of atomic actions and the computational logics among them, including \cdot , $+$, \uparrow and guards;
5. Apply recursion to the program of each actor to capture the persistence property of each actor;
6. Apply abstraction to the program of each actor to encapsulate it;
7. Prove that each actor has desired external behaviors;
8. Put all actors in parallel and plug the interactions among them to implement the whole actor system;
9. Apply recursion to the whole system to capture the persistence property of the whole system;
10. Apply abstraction to the whole system by abstracting the interactions among actors as internal actions;
11. Finally prove that the whole system has desired external behaviors.

Comparing with other models of actors, the truly concurrent process algebra based model has the following advantages.

1. The truly concurrent process algebra has rich expressive abilities to describe almost all characteristics of actors, especially for asynchronous communication, actor creation, recursion, abstraction, etc;
2. The truly concurrent process algebra and actors are all models for true concurrency, and have inborn intimacy;
3. The truly concurrent process algebra has a firm semantics foundation and a powerful proof theory, the correctness of an actor system can be proven easily.

In the following chapters, we will apply this new actor model to model and verify different computational systems, and show the advantages of this new model together.

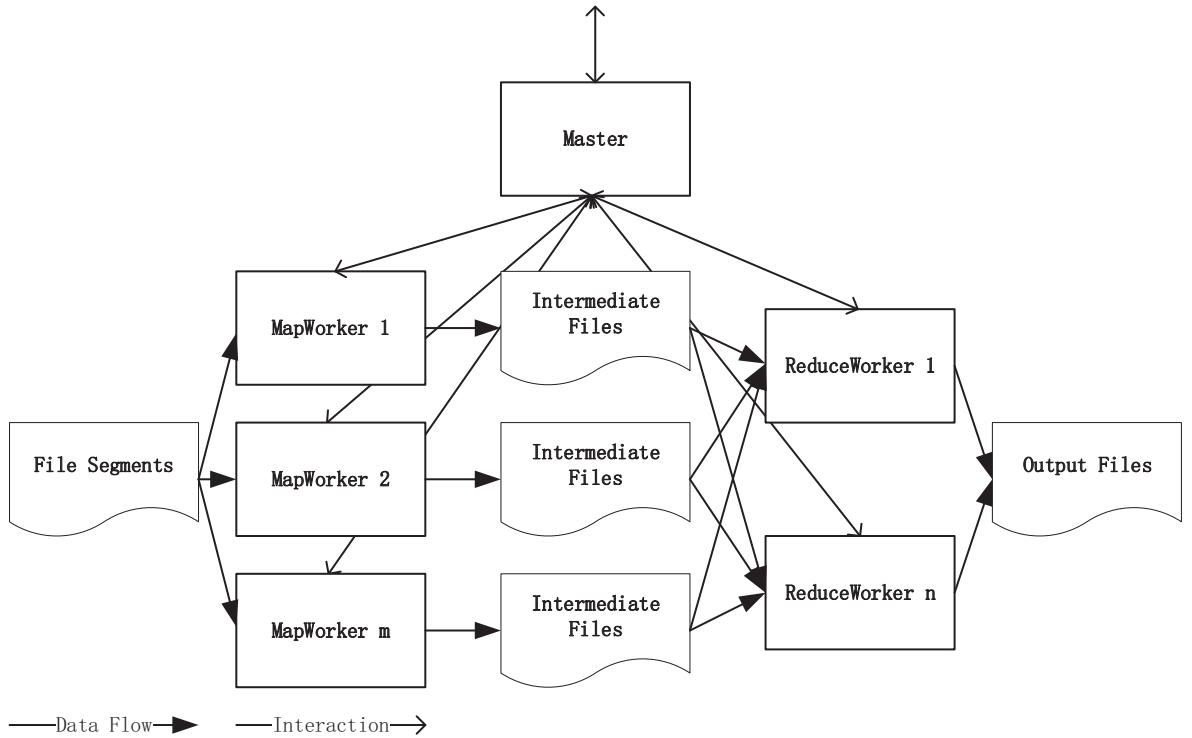


Figure 4: An architecture of Map-Reduce

4 Process Algebra Based Actor Model of Map-Reduce

In this chapter, we will use the process algebra based actor model to model and verify map-reduce. In section 4.1, we introduce the requirements of map-reduce; we model the map-reduce by use of the new actor model in section 4.2.

4.1 Requirements of Map-Reduce

Map-Reduce is a programming model and system aiming at large scale data set, which uses the thinking of functional programming language. It includes two programs: Map and Reduce, and also a framework to execute the program instances on a computer cluster. Map program reads the data set from the inputting files, executes some filters and transformations, and then outputs the data set as the form of $(key, value)$. While the Reduce program combines the outputs of the Map program according to the rules defined by the user. The architecture and the execution process are shown in Figure 4.

As shown in Figure 4, the execution process is as follows.

1. The lib of Map-Reduce in the user program divides the input files into 16-64MB size of file segments;

2. Then the Master program receives the requests from the user including the addresses of the input files, then creates m map worker programs, and allocates a map task for each map worker including the addresses of the input files;
3. The map workers receive the tasks from the Master and get the addresses of the input files, read the corresponding input file segments, execute some filters and transformations, and generate the $(key, value)$ pairs from intermediate files, and also notify the Master when their map tasks are finished;
4. The Master receives the task finished notifications from the map workers, including the addresses of the intermediate files, then creates n reduce workers, and sends the reduce tasks to the reduce workers (also including the addresses of the intermediate files);
5. The reduce workers receive the tasks from the Master and get the addresses of the intermediate files, read the corresponding intermediate files, execute some reduce actions, and generate the output files, and also notify the Master when their reduce tasks are finished;
6. The Master receives the task finished notifications from the reduce workers, including the addresses of the output files, then generates the output responses to the user.

4.2 The New Actor Model of Map-Reduce

According to the architecture of Map-Reduce, the whole actors system implemented by actors can be divided into three kinds of actors: the Map actors (MapAs), the Reduce actors (RAs), and the Master actor (Mas).

4.2.1 Map Actor, MapA

A Map worker is an atomic function unit to execute the map tasks and managed by the Master. We use an actor called Map actor (MapA) to model a Map worker.

A MapA has a unique name, local information and variables to contain its states, and local computation procedures to manipulate the information and variables. A MapA is always managed by the Master and it receives messages from the Master, sends messages to the Master, and is created by the Master. Note that a MapA can not create new MapAs, it can only be created by the Master. That is, a MapA is an actor with a constraint that is without **create** action.

After a MapA is created, the typical process is as follows.

1. The MapA receives the map tasks DI_{MapA} (including the addresses of the input files) from the Master through its mail box denoted by its name $MapA$ (the corresponding reading action is denoted $r_{MapA}(DI_{MapA})$);
2. Then it does some local computations mixed some atomic filter and transformation actions by computation logics, including \cdot , $+$, $\&$ and guards, the whole local computations are denoted I_{MapA} , which is the set of all local atomic actions;
3. When the local computations are finished, the MapA generates the intermediate files containing a series of $(key, value)$ pairs, generates the output message DO_{MapA} (containing

the addresses of the intermediate files), and sends to the Master's mail box denoted by the Master's name Mas (the corresponding sending action is denoted $s_{Mas}(DO_{MapA})$), and then processes the next message from the Master recursively.

The above process is described as the following state transitions by APTC.

$$MapA = r_{MapA}(DI_{MapA}) \cdot MapA_1$$

$$MapA_1 = I_{MapA} \cdot MapA_2$$

$$MapA_2 = s_{Mas}(DO_{MapA}) \cdot MapA$$

By use of the algebraic laws of APTC, the MapA may be proven exhibiting desired external behaviors. If it exhibits desired external behaviors, the MapA should have the following form:

$$\tau_{I_{MapA}}(\partial_{\emptyset}(MapA)) = r_{MapA}(DI_{MapA}) \cdot s_{Mas}(DO_{MapA}) \cdot \tau_{I_{MapA}}(\partial_{\emptyset}(MapA))$$

4.2.2 Reduce Actor, RA

A Reduce worker is an atomic function unit to execute the reduce tasks and managed by the Master. We use an actor called Reduce actor (RA) to model a Reduce worker.

A RA has a unique name, local information and variables to contain its states, and local computation procedures to manipulate the information and variables. A RA is always managed by the Master and it receives messages from the Master, sends messages to the Master, and is created by the Master. Note that a RA can not create new RAs, it can only be created by the Master. That is, a RA is an actor with a constraint that is without **create** action.

After a RA is created, the typical process is as follows.

1. The RA receives the reduce tasks DI_{RA} (including the addresses of the intermediate files) from the Master through its mail box denoted by its name RA (the corresponding reading action is denoted $r_{RA}(DI_{RA})$);
2. Then it does some local computations mixed some atomic reduce actions by computation logics, including \cdot , $+$, \wp and guards, the whole local computations are denoted I_{RA} , which is the set of all local atomic actions;
3. When the local computations are finished, the RA generates the output files, generates the output message DO_{RA} (containing the addresses of the output files), and sends to the Master's mail box denoted by the Master's name Mas (the corresponding sending action is denoted $s_{Mas}(DO_{RA})$), and then processes the next message from the Master recursively.

The above process is described as the following state transitions by APTC.

$$RA = r_{RA}(DI_{RA}) \cdot RA_1$$

$$RA_1 = I_{RA} \cdot RA_2$$

$$RA_2 = s_{Mas}(DO_{RA}) \cdot RA$$

By use of the algebraic laws of APTC, the RA may be proven exhibiting desired external behaviors. If it exhibits desired external behaviors, the RA should have the following form:

$$\tau_{I_{RA}}(\partial_{\emptyset}(RA)) = r_{RA}(DI_{RA}) \cdot s_{Mas}(DO_{RA}) \cdot \tau_{I_{RA}}(\partial_{\emptyset}(RA))$$

4.2.3 Master Actor, Mas

The Master receives the requests from the user, manages the Map actors and the Reduce actors, and returns the responses to the user. We use an actor called Master actor (Mas) to model the Master.

After the Master actor is created, the typical process is as follows.

1. The Mas receives the requests DI_{Mas} from the user through its mail box denoted by its name Mas (the corresponding reading action is denoted $r_{Mas}(DI_{Mas})$);
2. Then it does some local computations mixed some atomic division actions to divide the input files into file segments by computation logics, including \cdot , $+$, $\&$ and guards, the whole local computations are denoted and included into I_{Mas} , which is the set of all local atomic actions;
3. The Mas creates m Map actors $MapA_i$ for $1 \leq i \leq m$ in parallel through actions $\mathbf{new}(MapA_1) \parallel \dots \parallel \mathbf{new}(MapA_m)$;
4. When the local computations are finished, the Mas generates the map tasks DI_{MapA_i} containing the addresses of the corresponding file segments for each $MapA_i$ with $1 \leq i \leq m$, sends them to the MapAs' mail box denoted by the MapAs' name $MapA_i$ (the corresponding sending actions are denoted $s_{MapA_1}(DI_{MapA_1}) \parallel \dots \parallel s_{MapA_m}(DI_{MapA_m})$);
5. The Mas receives the responses DO_{MapA_i} (containing the addresses of the intermediate files) from $MapA_i$ for $1 \leq i \leq m$ through its mail box denoted by its name Mas (the corresponding reading actions are denoted $r_{Mas}(DO_{MapA_1}) \parallel \dots \parallel r_{Mas}(DO_{MapA_m})$);
6. Then it does some local computations mixed some atomic division actions by computation logics, including \cdot , $+$, $\&$ and guards, the whole local computations are denoted and included into I_{Mas} , which is the set of all local atomic actions;
7. The Mas creates n Reduce actors RA_j for $1 \leq j \leq n$ in parallel through actions $\mathbf{new}(RA_1) \parallel \dots \parallel \mathbf{new}(RA_n)$;
8. When the local computations are finished, the Mas generates the reduce tasks DI_{RA_j} containing the addresses of the corresponding intermediate files for each RA_j with $1 \leq j \leq n$, sends them to the RAs' mail box denoted by the RAs' name RA_j (the corresponding sending actions are denoted $s_{RA_1}(DI_{RA_1}) \parallel \dots \parallel s_{RA_n}(DI_{RA_n})$);
9. The Mas receives the responses DO_{RA_j} (containing the addresses of the output files) from RA_j for $1 \leq j \leq n$ through its mail box denoted by its name Mas (the corresponding reading actions are denoted $r_{Mas}(DO_{RA_1}) \parallel \dots \parallel r_{Mas}(DO_{RA_n})$);
10. Then it does some local computations mixed some atomic actions by computation logics, including \cdot , $+$, $\&$ and guards, the whole local computations are denoted and included into I_{Mas} , which is the set of all local atomic actions;
11. When the local computations are finished, the Mas generates the output responses DO_{Mas} containing the addresses of the output files, sends them to users (the corresponding sending action is denoted $s_O(DO_{Mas})$), and then processes the next message from the user recursively.

The above process is described as the following state transitions by APTC.

$$Mas = r_{Mas}(DI_{Mas}) \cdot Mas_1$$

$$Mas_1 = I_{Mas} \cdot Mas_2$$

$$Mas_2 = \mathbf{new}(MapA_1) \parallel \cdots \parallel \mathbf{new}(MapA_m) \cdot Mas_3$$

$$Mas_3 = s_{MapA_1}(DI_{MapA_1}) \parallel \cdots \parallel s_{MapA_m}(DI_{MapA_m}) \cdot Mas_4$$

$$Mas_4 = r_{Mas}(DO_{MapA_1}) \parallel \cdots \parallel r_{Mas}(DO_{MapA_m}) \cdot Mas_5$$

$$Mas_5 = I_{Mas} \cdot Mas_6$$

$$Mas_6 = \mathbf{new}(RA_1) \parallel \cdots \parallel \mathbf{new}(RA_n) \cdot Mas_7$$

$$Mas_7 = s_{RA_1}(DI_{RA_1}) \parallel \cdots \parallel s_{RA_n}(DI_{RA_n}) \cdot Mas_8$$

$$Mas_8 = r_{Mas}(DO_{RA_1}) \parallel \cdots \parallel r_{Mas}(DO_{RA_n}) \cdot Mas_9$$

$$Mas_9 = I_{Mas} \cdot Mas_{10}$$

$$Mas_{10} = s_O(DO_{Mas}) \cdot Mas$$

By use of the algebraic laws of APTC, the Mas may be proven exhibiting desired external behaviors. If it exhibits desired external behaviors, the Mas should have the following form:

$$\begin{aligned} \tau_{I_{Mas}}(\partial_{\emptyset}(Mas)) &= r_{Mas}(DI_{Mas}) \cdot (s_{MapA_1}(DI_{MapA_1}) \parallel \cdots \parallel s_{MapA_m}(DI_{MapA_m})) \cdot \\ &(r_{Mas}(DO_{MapA_1}) \parallel \cdots \parallel r_{Mas}(DO_{MapA_m})) \cdot (s_{RA_1}(DI_{RA_1}) \parallel \cdots \parallel s_{RA_n}(DI_{RA_n})) \cdot \\ &(r_{Mas}(DO_{RA_1}) \parallel \cdots \parallel r_{Mas}(DO_{RA_n})) \cdot s_{Mas}(DO_{Mas}) \cdot \tau_{I_{Mas}}(\partial_{\emptyset}(Mas)) \end{aligned}$$

4.2.4 Putting All Together into A Whole

We put all actors together into a whole, including all MapAs, RAs, and Mas, according to the architecture as illustrated in Figure 4. The whole actor system $Mas = Mas \ MapA_1 \ \cdots \ MapA_m \ RA_1 \ \cdots \ RA_n$ can be represented by the following process term of APTC.

$$\tau_I(\partial_H(Mas)) = \tau_I(\partial_H(Mas \ \wp \ MapA_1 \ \wp \ \cdots \ \wp \ MapA_m \ \wp \ RA_1 \ \wp \ \cdots \ \wp \ RA_n))$$

Among all the actors, there are synchronous communications. The actor's reading and to the same actor's sending actions with the same type messages may cause communications. If to the actor's sending action occurs before the the same actions reading action, an asynchronous communication will occur; otherwise, a deadlock δ will be caused.

There are two kinds of asynchronous communications as follows.

- (1) The communications between a MapA and Mas with the following constraints.

$$s_{MapA}(DI_{MapA}) \leq r_{MapA}(DI_{MapA})$$

$$s_{Mas}(DO_{MapA}) \leq r_{Mas}(DO_{MapA})$$

- (2) The communications between a RA and Mas with the following constraints.

$$s_{RA}(DI_{RA}) \leq r_{RA}(DI_{RA})$$

$$s_{Mas}(DO_{RA}) \leq r_{Mas}(DO_{RA})$$

So, the set H and I can be defined as follows.

$$\begin{aligned}
H = & \{s_{MapA_1}(DI_{MapA_1}), r_{MapA_1}(DI_{MapA_1}), \dots, s_{MapA_m}(DI_{MapA_m}), r_{MapA_m}(DI_{MapA_m}), \\
& s_{Mas}(DO_{MapA_1}), r_{Mas}(DO_{MapA_1}), \dots, s_{Mas}(DO_{MapA_m}), r_{Mas}(DO_{MapA_m}), \\
& s_{RA_1}(DI_{RA_1}), r_{RA_1}(DI_{RA_1}), \dots, s_{RA_n}(DI_{RA_n}), r_{RA_n}(DI_{RA_n}), \\
& s_{Mas}(DO_{RA_1}), r_{Mas}(DO_{RA_1}), \cdot, s_{Mas}(DO_{RA_n}), r_{Mas}(DO_{RA_n}) \\
& |s_{MapA_1}(DI_{MapA_1}) \not\leq r_{MapA_1}(DI_{MapA_1}), \dots, s_{MapA_m}(DI_{MapA_m}) \not\leq r_{MapA_m}(DI_{MapA_m}), \\
& s_{Mas}(DO_{MapA_1}) \not\leq r_{Mas}(DO_{MapA_1}), \dots, s_{Mas}(DO_{MapA_m}) \not\leq r_{Mas}(DO_{MapA_m}), \\
& s_{RA_1}(DI_{RA_1}) \not\leq r_{RA_1}(DI_{RA_1}), \dots, s_{RA_n}(DI_{RA_n}) \not\leq r_{RA_n}(DI_{RA_n}), \\
& s_{Mas}(DO_{RA_1}) \not\leq r_{Mas}(DO_{RA_1}), \cdot, s_{Mas}(DO_{RA_n}) \not\leq r_{Mas}(DO_{RA_n})\} \\
I = & \{s_{MapA_1}(DI_{MapA_1}), r_{MapA_1}(DI_{MapA_1}), \dots, s_{MapA_m}(DI_{MapA_m}), r_{MapA_m}(DI_{MapA_m}), \\
& s_{Mas}(DO_{MapA_1}), r_{Mas}(DO_{MapA_1}), \dots, s_{Mas}(DO_{MapA_m}), r_{Mas}(DO_{MapA_m}), \\
& s_{RA_1}(DI_{RA_1}), r_{RA_1}(DI_{RA_1}), \dots, s_{RA_n}(DI_{RA_n}), r_{RA_n}(DI_{RA_n}), \\
& s_{Mas}(DO_{RA_1}), r_{Mas}(DO_{RA_1}), \cdot, s_{Mas}(DO_{RA_n}), r_{Mas}(DO_{RA_n}) \\
& |s_{MapA_1}(DI_{MapA_1}) \leq r_{MapA_1}(DI_{MapA_1}), \dots, s_{MapA_m}(DI_{MapA_m}) \leq r_{MapA_m}(DI_{MapA_m}), \\
& s_{Mas}(DO_{MapA_1}) \leq r_{Mas}(DO_{MapA_1}), \dots, s_{Mas}(DO_{MapA_m}) \leq r_{Mas}(DO_{MapA_m}), \\
& s_{RA_1}(DI_{RA_1}) \leq r_{RA_1}(DI_{RA_1}), \dots, s_{RA_n}(DI_{RA_n}) \leq r_{RA_n}(DI_{RA_n}), \\
& s_{Mas}(DO_{RA_1}) \leq r_{Mas}(DO_{RA_1}), \cdot, s_{Mas}(DO_{RA_n}) \leq r_{Mas}(DO_{RA_n})\} \\
& \cup I_{MapA_1} \cup \dots \cup I_{MapA_m} \cup I_{RA_1} \cup \dots \cup I_{RA_n} \cup I_{Mas}
\end{aligned}$$

Then, we can get the following conclusion.

Theorem 4.1. *The whole actor system of Map-Reduce illustrated in Figure 4 exhibits desired external behaviors.*

Proof. By use of the algebraic laws of APTC, we can prove the following equation:

$$\begin{aligned}
& \tau_I(\partial_H(Mas)) = \tau_I(\partial_H(Mas \wp MapA_1 \wp \dots \wp MapA_m \wp RA_1 \wp \dots \wp RA_n)) \\
& = r_{Mas}(DI_{Mas}) \cdot s_O(DO_{Mas}) \cdot \tau_I(\partial_H(Mas \wp MapA_1 \wp \dots \wp MapA_m \wp RA_1 \wp \dots \wp RA_n)) \\
& = r_{Mas}(DI_{Mas}) \cdot s_O(DO_{Mas}) \cdot \tau_I(\partial_H(Mas))
\end{aligned}$$

For the details of the proof, we omit them, please refer to section 2.10. □

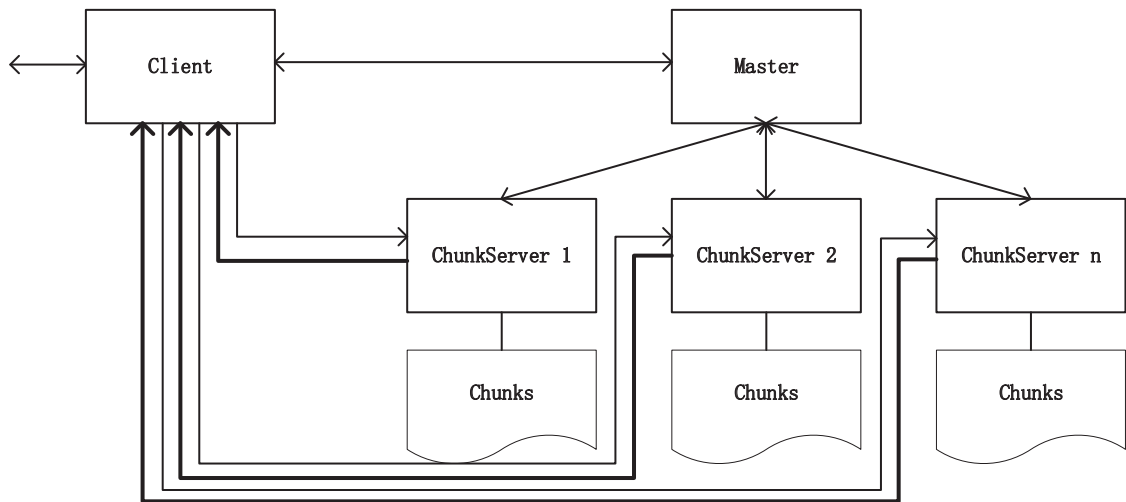


Figure 5: An architecture of Google File System

5 Process Algebra Based Actor Model of Google File System

In this chapter, we will use the process algebra based actor model to model and verify Google File System. In section 5.1, we introduce the requirements of Google File System; we model the Google File System by use of the new actor model in section 5.2.

5.1 Requirements of Google File System

Google File System (GFS) is a distributed file system used to deal large scale data-density applications. GFS has some design goals same as the other traditional distributed file systems, such as performance, scalability, reliability and usability. But, GFS has some other advantages, such as fault-tolerance, the huge size of files, appended writing of files, and also the flexibility caused by the cooperative design of the APIs of GFS and the applications.

A GFS cluster includes a Master and some chunk server, and can be accessed by multiple clients, as Figure 5 illustrates. A file is divided into the fix size of chunks with a global unique identity allocated by the Master; each chunk is saved on the disk of a chunk server as a Linux file, and can be accessed by the identity and the byte boundary through the chunk server. To improve the reliability, each chunk has three copies located on different chunk servers.

The Master manages the meta data of all file system, including name space, accessing information, mapping information from a file to chunks, and the locations of chunks.

A client implementing APIs of GFS, can interact with the Master to exchange the meta information of files and interact with the chunk servers to exchange the actual chunks.

As shown in Figure 5, the execution process is as follows.

1. The client receives the file accessing requests from the outside, including the meta information of the files. The client processes the requests, and generates the file information,

and sends to the Master;

2. The Master receives the file information requests, creates some chunk servers according to the meta information of the files and the locations of the chunks, generates the file requests (including the address of the client) for each chunk server, and sends the requests to each chunk server respectively;
3. The chunk server receives the requests, gets the related chunks, and sends them to the client.

5.2 The New Actor Model of Google File System

According to the architecture of GFS, the whole actors system implemented by actors can be divided into three kinds of actors: the client actor (CA), the chunk server actors (CSAs), and the Master actor (Mas).

5.2.1 Client Actor, CA

We use an actor called Client actor (CA) to model the client.

After the CA is created, the typical process is as follows.

1. The CA receives the requests DI_{CA} (including the meta information of the request files) from the outside through its mail box denoted by its name CA (the corresponding reading action is denoted $r_{CA}(DI_{CA})$);
2. Then it does some local computations mixed some atomic actions by computation logics, including \cdot , $+$, $\&$ and guards, the whole local computations are denoted and included into I_{CA} , which is the set of all local atomic actions;
3. When the local computations are finished, the CA generates the output message DI_{Mas} (containing the meta information of the request files and the address of the client), and sends to the Master's mail box denoted by the Master's name Mas (the corresponding sending action is denoted $s_{Mas}(DI_{Mas})$);
4. The CA receives the chunks from the n chunk servers CSA_i with $1 \leq i \leq n$ through its mail box denoted by its name CA (the corresponding reading actions are denoted $r_{CA}(DO_{CSA_1}) \parallel \dots \parallel r_{CA}(DO_{CSA_n})$);
5. Then it does some local computations mixed some atomic combination actions to combine the chunks by computation logics, including \cdot , $+$, $\&$ and guards, the whole local computations are denoted and included into I_{CA} , which is the set of all local atomic actions;
6. When the local computations are finished, the CA generates the output message DO_{CA} (containing the files), and sends to the outside (the corresponding sending action is denoted $s_O(DO_{CA})$), and then processes the next message from the outside recursively.

The above process is described as the following state transitions by APTC.

$$CA = r_{CA}(DI_{CA}) \cdot CA_1$$

$$CA_1 = I_{CA} \cdot CA_2$$

$$CA_2 = s_{Mas}(DI_{Mas}) \cdot CA_3$$

$$CA_3 = r_{CA}(DO_{CSA_1}) \parallel \dots \parallel r_{CA}(DO_{CSA_n}) \cdot CA_4$$

$$CA_4 = I_{CA} \cdot CA_5$$

$$CA_5 = s_O(DO_{CA}) \cdot CA$$

By use of the algebraic laws of APTC, the CA may be proven exhibiting desired external behaviors. If it can exhibit desired external behaviors, the CA should have the following form:

$$\tau_{I_{CA}}(\partial_{\emptyset}(CA)) = r_{CA}(DI_{CA}) \cdot s_{Mas}(DI_{Mas}) \cdot (r_{CA}(DO_{CSA_1}) \parallel \dots \parallel r_{CA}(DO_{CSA_n})) \cdot s_O(DO_{CA}) \cdot \tau_{I_{CA}}(\partial_{\emptyset}(CA))$$

5.2.2 Chunk Server Actor, CSA

A chunk server is an atomic function unit to access the chunks and managed by the Master. We use an actor called chunk server actor (CSA) to model a chunk server.

A CSA has a unique name, local information and variables to contain its states, and local computation procedures to manipulate the information and variables. A CSA is always managed by the Master and it receives messages from the Master, sends messages to the Master and the client, and is created by the Master. Note that a CSA can not create new CSAs, it can only be created by the Master. That is, a CSA is an actor with a constraint that is without **create** action.

After a CSA is created, the typical process is as follows.

1. The CSA receives the chunks requests DI_{CSA} (including the information of the chunks and the address of the client) from the Master through its mail box denoted by its name CSA (the corresponding reading action is denoted $r_{CSA}(DI_{CSA})$);
2. Then it does some local computations mixed some atomic actions by computation logics, including \cdot , $+$, \wp and guards, the whole local computations are denoted I_{CSA} , which is the set of all local atomic actions;
3. When the local computations are finished, generates the output message DO_{CSA} (containing the chunks and their meta information), and sends to the client's mail box denoted by the client's name CA (the corresponding sending action is denoted $s_{CA}(DO_{CSA})$), and then processes the next message from the Master recursively.

The above process is described as the following state transitions by APTC.

$$CSA = r_{CSA}(DI_{CSA}) \cdot CSA_1$$

$$CSA_1 = I_{CSA} \cdot CSA_2$$

$$CSA_2 = s_{CA}(DO_{CSA}) \cdot CSA$$

By use of the algebraic laws of APTC, the CSA may be proven exhibiting desired external behaviors. If it can exhibit desired external behaviors, the CSA should have the following form:

$$\tau_{I_{CSA}}(\partial_{\emptyset}(CSA)) = r_{CSA}(DI_{CSA}) \cdot s_{CA}(DO_{CSA}) \cdot \tau_{I_{CSA}}(\partial_{\emptyset}(CSA))$$

5.2.3 Master Actor, Mas

The Master receives the requests from the client, and manages the chunk server actors. We use an actor called Master actor (Mas) to model the Master.

After the Master actor is created, the typical process is as follows.

1. The Mas receives the requests DI_{Mas} from the client through its mail box denoted by its name Mas (the corresponding reading action is denoted $r_{Mas}(DI_{Mas})$);
2. Then it does some local computations mixed some atomic actions by computation logics, including \cdot , $+$, \wp and guards, the whole local computations are denoted and included into I_{Mas} , which is the set of all local atomic actions;
3. The Mas creates n chunk server actors CSA_i for $1 \leq i \leq n$ in parallel through actions $\mathbf{new}(CSA_1) \parallel \dots \parallel \mathbf{new}(CSA_n)$;
4. When the local computations are finished, the Mas generates the request DI_{CSA_i} containing the meta information of chunks and the address of the client for each CSA_i with $1 \leq i \leq n$, sends them to the CSAs' mail box denoted by the CSAs' name CSA_i (the corresponding sending actions are denoted $s_{CSA_1}(DI_{CSA_1}) \parallel \dots \parallel s_{CSA_n}(DI_{CSA_n})$), and then processes the next message from the client recursively.

The above process is described as the following state transitions by APTC.

$$Mas = r_{Mas}(DI_{Mas}) \cdot Mas_1$$

$$Mas_1 = I_{Mas} \cdot Mas_2$$

$$Mas_2 = \mathbf{new}(CSA_1) \parallel \dots \parallel \mathbf{new}(CSA_n) \cdot Mas_3$$

$$Mas_3 = s_{CSA_1}(DI_{CSA_1}) \parallel \dots \parallel s_{CSA_n}(DI_{CSA_n}) \cdot Mas$$

By use of the algebraic laws of APTC, the Mas may be proven exhibiting desired external behaviors. If it can exhibit desired external behaviors, the Mas should have the following form:

$$\tau_{I_{Mas}}(\partial_{\emptyset}(Mas)) = r_{Mas}(DI_{Mas}) \cdot (s_{CSA_1}(DI_{CSA_1}) \parallel \dots \parallel s_{CSA_n}(DI_{CSA_n})) \cdot \tau_{I_{Mas}}(\partial_{\emptyset}(Mas))$$

5.2.4 Putting All Together into A Whole

We put all actors together into a whole, including all CA, CSAs, and Mas, according to the architecture as illustrated in Figure 5. The whole actor system $CA \ Mas = CA \ Mas \ CSA_1 \ \dots \ CSA_n$ can be represented by the following process term of APTC.

$$\tau_I(\partial_H(CA \ \wp \ Mas)) = \tau_I(\partial_H(CA \ \wp \ Mas \ \wp \ CSA_1 \ \wp \ \dots \ \wp \ CSA_n))$$

Among all the actors, there are synchronous communications. The actor's reading and to the same actor's sending actions with the same type messages may cause communications. If to the actor's sending action occurs before the the same actions reading action, an asynchronous communication will occur; otherwise, a deadlock δ will be caused.

There are three kinds of asynchronous communications as follows.

(1) The communications between a CSA and Mas with the following constraints.

$$s_{CSA}(DI_{CSA}) \leq r_{CSA}(DI_{CSA})$$

(2) The communications between a CSA and CA with the following constraints.

$$s_{CA}(DO_{CSA}) \leq r_{CA}(DO_{CSA})$$

(3) The communications between CA and Mas with the following constraints.

$$s_{Mas}(DI_{Mas}) \leq r_{Mas}(DI_{Mas})$$

So, the set H and I can be defined as follows.

$$\begin{aligned} H = & \{s_{CSA_1}(DI_{CSA_1}), r_{CSA_1}(DI_{CSA_1}), \dots, s_{CSA_n}(DI_{CSA_n}), r_{CSA_n}(DI_{CSA_n}), \\ & s_{CA}(DO_{CSA_1}), r_{CA}(DO_{CSA_1}), \dots, s_{CA}(DO_{CSA_n}), r_{CA}(DO_{CSA_n}), \\ & s_{Mas}(DI_{Mas}), r_{Mas}(DI_{Mas}) \\ & |s_{CSA_1}(DI_{CSA_1}) \not\leq r_{CSA_1}(DI_{CSA_1}), \dots, s_{CSA_n}(DI_{CSA_n}) \not\leq r_{CSA_n}(DI_{CSA_n}), \\ & s_{CA}(DO_{CSA_1}) \not\leq r_{CA}(DO_{CSA_1}), \dots, s_{CA}(DO_{CSA_n}) \not\leq r_{CA}(DO_{CSA_n}), \\ & s_{Mas}(DI_{Mas}) \not\leq r_{Mas}(DI_{Mas})\} \end{aligned}$$

$$\begin{aligned} I = & \{s_{CSA_1}(DI_{CSA_1}), r_{CSA_1}(DI_{CSA_1}), \dots, s_{CSA_n}(DI_{CSA_n}), r_{CSA_n}(DI_{CSA_n}), \\ & s_{CA}(DO_{CSA_1}), r_{CA}(DO_{CSA_1}), \dots, s_{CA}(DO_{CSA_n}), r_{CA}(DO_{CSA_n}), \\ & s_{Mas}(DI_{Mas}), r_{Mas}(DI_{Mas}) \\ & |s_{CSA_1}(DI_{CSA_1}) \leq r_{CSA_1}(DI_{CSA_1}), \dots, s_{CSA_n}(DI_{CSA_n}) \leq r_{CSA_n}(DI_{CSA_n}), \\ & s_{CA}(DO_{CSA_1}) \leq r_{CA}(DO_{CSA_1}), \dots, s_{CA}(DO_{CSA_n}) \leq r_{CA}(DO_{CSA_n}), \\ & s_{Mas}(DI_{Mas}) \leq r_{Mas}(DI_{Mas})\} \cup I_{CA} \cup I_{CSA_1} \cup \dots \cup I_{CSA_n} \cup I_{Mas} \end{aligned}$$

Then, we can get the following conclusion.

Theorem 5.1. *The whole actor system of GFS illustrated in Figure 5 can exhibit desired external behaviors.*

Proof. By use of the algebraic laws of APTC, we can prove the following equation:

$$\begin{aligned} \tau_I(\partial_H(CA \bowtie Mas)) &= \tau_I(\partial_H(CA \bowtie Mas \bowtie CSA_1 \bowtie \dots \bowtie CSA_n)) \\ &= r_{CA}(DI_{CA}) \cdot s_O(DO_{CA}) \cdot \tau_I(\partial_H(CA \bowtie Mas \bowtie CSA_1 \bowtie \dots \bowtie CSA_n)) \\ &= r_{CA}(DI_{CA}) \cdot s_O(DO_{CA}) \cdot \tau_I(\partial_H(CA \bowtie Mas)) \end{aligned}$$

For the details of the proof, we omit them, please refer to section 2.10. □

6 Process Algebra Based Actor Model of Cloud Resource Management

In this chapter, we will use the process algebra based actor model to model and verify cloud resource management. In section 6.1, we introduce the requirements of cloud resource management; we model the cloud resource management by use of the new actor model in section 6.2.

6.1 Requirements of Cloud Resource Management

There are various kinds of resources in cloud computing, such as computational ability, storage ability, operation system platform, middle-ware platform, development platform, and various common and specific softwares. Such various kinds of resources should be managed uniformly, in the forms of uniform lifetime management, uniform execution and monitoring, and also uniform utilization and accessing.

The way of uniform management of various resources is the adoption of virtualization. Each resource is encapsulated as a virtual resource, which provides accessing of the actual resource downward, and uniform management and accessing interface upward. So, the core architecture of cloud resource management is illustrated in Figure 6. In this architecture, there are four main kinds of components:

1. The Client: it receives the resource accessing requests, sends to the Resource manager, and gets the running states and execution results from the Resource Manager, and sends them out;
2. The Resource Manager: it receives the requests from the Client, creates, accesses and manages the virtual resources;
3. The State Collector: it collects the states of the involved running virtual resources;
4. The Virtual Resources: they encapsulate various kinds of resources as uniform management interface.

As shown in Figure 6, the typical execution process of cloud resource management is as follows.

1. The Client receives the resource accessing requests, and sends them to the Resource manager;
2. The Resource Manager receives the requests from the Client, divides the computational tasks, creates the related virtual resources, and sends the divided tasks to the involved virtual resources;
3. The created virtual resources receives their tasks from the Resource Manager, accesses the actual resources to run the computational tasks, during the running, they report their running states to State Collector;

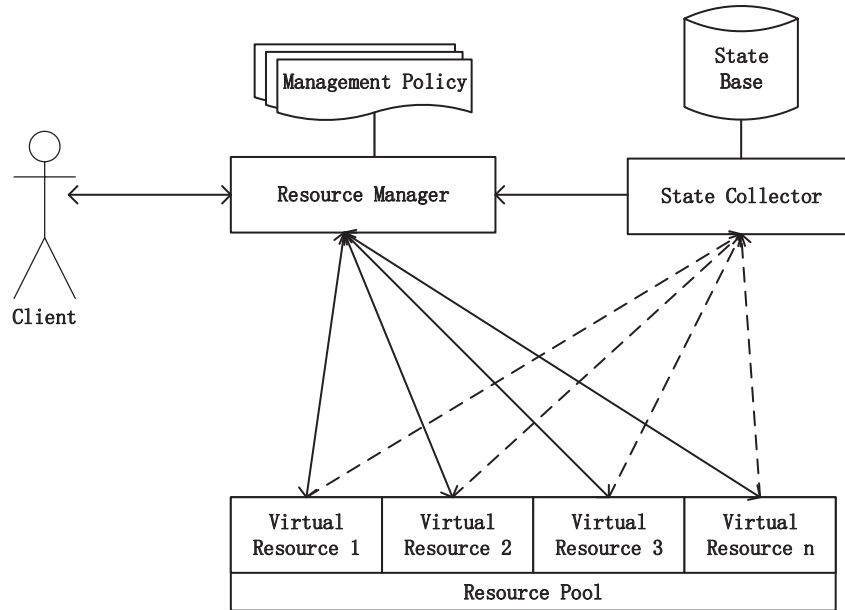


Figure 6: An architecture of cloud resource management

4. The State Collector receives the running states from the virtual resources, store the states into the State Base, and sends the running states of the involved virtual resources to the Resource Manager;
5. The Resource Manager receives the running states, after an inner processing, sends the states to the Client;
6. The Client receives the states and sends them to the outside;
7. When the running of virtual resources are finished, they sends the results to the Resource Manager;
8. The Resource Manager receives the computational results, after an inner combination, sends the combined results to the Client;
9. The Client receives the results and sends them to the outside.

6.2 The New Actor Model of Cloud Resource Management

According to the architecture of cloud resource management, the whole actors system implemented by actors can be divided into four kinds of actors: the client actor (CA), the Virtual Resource actors (VAs), the Resource Manager actor (RA) and the State Collector actor (SA).

6.2.1 Client Actor, CA

We use an actor called Client actor (CA) to model the Client.

After the CA is created, the typical process is as follows.

1. The CA receives the requests DI_{CA} from the outside through its mail box denoted by its name CA (the corresponding reading action is denoted $r_{CA}(DI_{CA})$);
2. Then it does some local computations mixed some atomic actions by computation logics, including \cdot , $+$, \wp and guards, the whole local computations are denoted and included into I_{CA} , which is the set of all local atomic actions;
3. When the local computations are finished, the CA generates the output requests DI_{RA} , and sends to the RA's mail box denoted by the RA's name RA (the corresponding sending action is denoted $s_{RA}(DI_{RA})$);
4. The CA receives the running states (we assume just one time) from RA through its mail box denoted by its name CA (the corresponding reading actions are denoted $r_{CA}(RS_{RA})$);
5. Then it does some local computations mixed some atomic actions by computation logics, including \cdot , $+$, \wp and guards, the whole local computations are denoted and included into I_{CA} , which is the set of all local atomic actions;
6. When the local computations are finished, the CA generates the output states RS_{CA} (containing the files), and sends to the outside (the corresponding sending action is denoted $s_O(RS_{CA})$);
7. The CA receives the computational results from RA through its mail box denoted by its name CA (the corresponding reading actions are denoted $r_{CA}(CR_{RA})$);
8. Then it does some local computations mixed some atomic actions by computation logics, including \cdot , $+$, \wp and guards, the whole local computations are denoted and included into I_{CA} , which is the set of all local atomic actions;
9. When the local computations are finished, the CA generates the output message DO_{CA} , and sends to the outside (the corresponding sending action is denoted $s_O(DO_{CA})$), and then processes the next message from the outside recursively.

The above process is described as the following state transitions by APTC.

$$CA = r_{CA}(DI_{CA}) \cdot CA_1$$

$$CA_1 = I_{CA} \cdot CA_2$$

$$CA_2 = s_{RA}(DI_{RA}) \cdot CA_3$$

$$CA_3 = r_{CA}(RS_{RA}) \cdot CA_4$$

$$CA_4 = I_{CA} \cdot CA_5$$

$$CA_5 = s_O(RS_{CA}) \cdot CA_6$$

$$CA_6 = r_{CA}(CR_{RA}) \cdot CA_7$$

$$CA_7 = I_{CA} \cdot CA_8$$

$$CA_8 = s_O(DO_{CA}) \cdot CA$$

By use of the algebraic laws of APTC, the CA may be proven exhibiting desired external behaviors. If it can exhibits desired external behaviors, the CA should have the following form:

$$\tau_{ICA}(\partial_{\emptyset}(CA)) = r_{CA}(DI_{CA}) \cdot s_{RA}(DI_{RA}) \cdot r_{CA}(RS_{RA}) \cdot s_O(RS_{CA}) \cdot r_{CA}(CR_{RA}) \cdot s_O(DOCA) \cdot \tau_{ICA}(\partial_{\emptyset}(CA))$$

6.2.2 Virtual Resource Actor, VA

A Virtual Resource is an atomic function unit to access actual resource and managed by the RA. We use an actor called Virtual Resource actor (VA) to model a Virtual Resource.

A VA has a unique name, local information and variables to contain its states, and local computation procedures to manipulate the information and variables. A VA is always managed by the Master and it receives messages from the Master, sends messages to the Master and the client, and is created by the Master. Note that a VA can not create new VAs, it can only be created by the Master. That is, a VA is an actor with a constraint that is without **create** action.

After a VA is created, the typical process is as follows.

1. The VA receives the computational tasks DI_{VA} from RA through its mail box denoted by its name VA (the corresponding reading action is denoted $r_{VA}(DI_{VA})$);
2. Then it does some local computations mixed some atomic actions by computation logics, including \cdot , $+$, \uparrow and guards, the whole local computations are denoted and included into I_{VA} , which is the set of all local atomic actions;
3. During the local computations, generates the running states RS_{VA} , and sends them (we assume just one time) to the SA's mail box denoted by the SA's name SA (the corresponding sending action is denoted $s_{SA}(RS_{VA})$);
4. Then it does some local computations mixed some atomic actions by computation logics, including \cdot , $+$, \uparrow and guards, the whole local computations are denoted and included into I_{VA} , which is the set of all local atomic actions;
5. If the local computations are finished, VA generates the computational results CR_{VA} , and sends them to the RA's mail box denoted by the RA's name RA (the corresponding sending action is denoted $s_{RA}(CR_{VA})$), and then processes the next task from RA recursively.

The above process is described as the following state transitions by APTC.

$$VA = r_{VA}(DI_{VA}) \cdot VA_1$$

$$VA_1 = I_{VA} \cdot VA_2$$

$$VA_2 = s_{SA}(RS_{VA}) \cdot VA_3$$

$$VA_3 = I_{VA} \cdot VA_4$$

$$VA_4 = s_{RA}(CR_{VA}) \cdot VA$$

By use of the algebraic laws of APTC, the VA may be proven exhibiting desired external behaviors. If it can exhibits desired external behaviors, the VA should have the following form:

$$\tau_{IVA}(\partial_{\emptyset}(VA)) = r_{VA}(DI_{VA}) \cdot s_{SA}(RS_{VA}) \cdot s_{RA}(CR_{VA}) \cdot \tau_{IVA}(\partial_{\emptyset}(VA))$$

6.2.3 Resource Manager Actor, RA

RA receives the requests from the client, and manages the VAs. We use an actor called Resource Manager actor (RA) to model the Resource Manager.

After RA is created, the typical process is as follows.

1. The RA receives the requests DI_{RA} from the Client through its mail box denoted by its name RA (the corresponding reading action is denoted $r_{RA}(DI_{RA})$);
2. Then it does some local computations mixed some atomic actions by computation logics, including \cdot , $+$, \wp and guards, the whole local computations are denoted and included into I_{RA} , which is the set of all local atomic actions;
3. The RA creates n VAs VA_i for $1 \leq i \leq n$ in parallel through actions $\mathbf{new}(VA_1) \parallel \dots \parallel \mathbf{new}(VA_n)$;
4. When the local computations are finished, the RA generates the computational tasks DI_{VA_i} for each VA_i with $1 \leq i \leq n$, sends them to the VAs' mail box denoted by the VAs' name VA_i (the corresponding sending actions are denoted $s_{VA_1}(DI_{VA_1}) \parallel \dots \parallel s_{VA_n}(DI_{VA_n})$);
5. The RA receives the running states RS_{SA} (we assume just one time) from the SA through its mail box denoted by its name RA (the corresponding reading action is denoted $r_{RA}(RS_{SA})$);
6. Then it does some local computations mixed some atomic actions by computation logics, including \cdot , $+$, \wp and guards, the whole local computations are denoted and included into I_{RA} , which is the set of all local atomic actions;
7. When the local computations are finished, the RA generates running states RS_{RA} , sends them to the CAs' mail box denoted by the CAs' name CA (the corresponding sending actions are denoted $s_{CA}(RS_{RA})$);
8. The RA receives the computational results CR_{VA_i} from the VA_i for $1 \leq i \leq n$ through its mail box denoted by its name RA (the corresponding reading action is denoted $r_{RA}(CR_{VA_1}) \parallel \dots \parallel r_{RA}(CR_{VA_n})$);
9. Then it does some local computations mixed some atomic actions by computation logics, including \cdot , $+$, \wp and guards, the whole local computations are denoted and included into I_{RA} , which is the set of all local atomic actions;
10. When the local computations are finished, the RA generates results CR_{RA} , sends them to the CAs' mail box denoted by the CAs' name CA (the corresponding sending actions are denoted $s_{CA}(CR_{RA})$), and then processes the next message from the client recursively.

The above process is described as the following state transitions by APTC.

$$RA = r_{RA}(DI_{RA}) \cdot RA_1$$

$$RA_1 = I_{RA} \cdot RA_2$$

$$RA_2 = \mathbf{new}(VA_1) \parallel \dots \parallel \mathbf{new}(VA_n) \cdot RA_3$$

$$RA_3 = s_{VA_1}(DI_{VA_1}) \parallel \cdots \parallel s_{VA_n}(DI_{VA_n}) \cdot RA_4$$

$$RA_4 = r_{RA}(RS_{SA}) \cdot RA_5$$

$$RA_5 = I_{RA} \cdot RA_6$$

$$RA_6 = s_{CA}(RS_{RA}) \cdot RA_7$$

$$RA_7 = r_{RA}(CR_{VA_1}) \parallel \cdots \parallel r_{RA}(CR_{VA_n}) \cdot RA_8$$

$$RA_8 = I_{RA} \cdot RA_9$$

$$RA_9 = s_{CA}(CR_{RA}) \cdot RA$$

By use of the algebraic laws of APTC, the RA may be proven exhibiting desired external behaviors. If it can exhibits desired external behaviors, the RA should have the following form:

$$\begin{aligned} \tau_{I_{RA}}(\partial_{\emptyset}(RA)) &= r_{RA}(DI_{RA}) \cdot (s_{VA_1}(DI_{VA_1}) \parallel \cdots \parallel s_{VA_n}(DI_{VA_n})) \cdot \\ r_{RA}(RS_{SA}) \cdot s_{CA}(RS_{RA}) \cdot (r_{RA}(CR_{VA_1}) \parallel \cdots \parallel r_{RA}(CR_{VA_n})) \cdot s_{CA}(CR_{RA}) \cdot \tau_{I_{RA}}(\partial_{\emptyset}(RA)) \end{aligned}$$

6.2.4 State Collector Actor, SA

We use an actor called State Collector actor (SA) to model the State Collector.

After the SA is created, the typical process is as follows.

1. The SA receives the running states RS_{VA_i} from VA_i (we assume just one time) for $1 \leq i \leq n$ through its mail box denoted by its name SA (the corresponding reading action is denoted $r_{SA}(RS_{VA_1}) \parallel \cdots \parallel r_{SA}(RS_{VA_n})$);
2. Then it does some local computations mixed some atomic actions by computation logics, including \cdot , $+$, \uparrow and guards, the whole local computations are denoted and included into I_{SA} , which is the set of all local atomic actions;
3. When the local computations are finished, SA generates the running states RS_{SA} , and sends them to the RA's mail box denoted by the RA's name RA (the corresponding sending action is denoted $s_{RA}(RS_{SA})$), and then processes the next task from RA recursively.

The above process is described as the following state transitions by APTC.

$$SA = r_{SA}(RS_{VA_1}) \parallel \cdots \parallel r_{SA}(RS_{VA_n}) \cdot SA_1$$

$$SA_1 = I_{SA} \cdot SA_2$$

$$SA_2 = s_{RA}(RS_{SA}) \cdot SA$$

By use of the algebraic laws of APTC, the SA may be proven exhibiting desired external behaviors. If it can exhibits desired external behaviors, the SA should have the following form:

$$\tau_{I_{SA}}(\partial_{\emptyset}(SA)) = (r_{SA}(RS_{VA_1}) \parallel \cdots \parallel r_{SA}(RS_{VA_n})) \cdot s_{RA}(RS_{SA}) \cdot \tau_{I_{SA}}(\partial_{\emptyset}(SA))$$

6.2.5 Putting All Together into A Whole

We put all actors together into a whole, including all CA, VAs, RA and SA, according to the architecture as illustrated in Figure 6. The whole actor system $CA \ RA \ SA = CA \ RA \ SA \ VA_1 \ \cdots \ VA_n$ can be represented by the following process term of APTC.

$$\tau_I(\partial_H(CA \bowtie RA \bowtie SA)) = \tau_I(\partial_H(CA \bowtie RA \bowtie SA \bowtie VA_1 \bowtie \dots \bowtie VA_n))$$

Among all the actors, there are synchronous communications. The actor's reading and to the same actor's sending actions with the same type messages may cause communications. If to the actor's sending action occurs before the the same actions reading action, an asynchronous communication will occur; otherwise, a deadlock δ will be caused.

There are four kinds of asynchronous communications as follows.

(1) The communications between a VA and RA with the following constraints.

$$s_{VA}(DI_{VA}) \leq r_{VA}(DI_{VA})$$

$$s_{RA}(CR_{VA}) \leq r_{RA}(CR_{VA})$$

(2) The communications between a VA and SA with the following constraints.

$$s_{SA}(RS_{VA}) \leq r_{SA}(RS_{VA})$$

(3) The communications between CA and RA with the following constraints.

$$s_{RA}(DI_{RA}) \leq r_{RA}(DI_{RA})$$

$$s_{CA}(RS_{RA}) \leq r_{CA}(RS_{RA})$$

$$s_{CA}(CR_{RA}) \leq r_{CA}(CR_{RA})$$

(4) The communications between RA and SA with the following constraints.

$$s_{RA}(RS_{SA}) \leq r_{RA}(RS_{SA})$$

So, the set H and I can be defined as follows.

$$\begin{aligned} H = \{ & s_{VA_1}(DI_{VA_1}), r_{VA_1}(DI_{VA_1}), \dots, s_{VA_n}(DI_{VA_n}), r_{VA_n}(DI_{VA_n}), \\ & s_{RA}(CR_{VA_1}), r_{RA}(CR_{VA_1}), \dots, s_{RA}(CR_{VA_n}), r_{RA}(CR_{VA_n}), \\ & s_{SA}(RS_{VA_1}), r_{SA}(RS_{VA_1}), \dots, s_{SA}(RS_{VA_n}), r_{SA}(RS_{VA_n}), \\ & s_{RA}(DI_{RA}), r_{RA}(DI_{RA}), s_{CA}(RS_{RA}), r_{CA}(RS_{RA}), \\ & s_{CA}(CR_{RA}), r_{CA}(CR_{RA}), s_{RA}(RS_{SA}), r_{RA}(RS_{SA}) \\ & | s_{VA_1}(DI_{VA_1}) \not\leq r_{VA_1}(DI_{VA_1}), \dots, s_{VA_n}(DI_{VA_n}) \not\leq r_{VA_n}(DI_{VA_n}), \\ & s_{RA}(CR_{VA_1}) \not\leq r_{RA}(CR_{VA_1}), \dots, s_{RA}(CR_{VA_n}) \not\leq r_{RA}(CR_{VA_n}), \\ & s_{SA}(RS_{VA_1}) \not\leq r_{SA}(RS_{VA_1}), \dots, s_{SA}(RS_{VA_n}) \not\leq r_{SA}(RS_{VA_n}), \\ & s_{RA}(DI_{RA}) \not\leq r_{RA}(DI_{RA}), s_{CA}(RS_{RA}) \not\leq r_{CA}(RS_{RA}), \\ & s_{CA}(CR_{RA}) \not\leq r_{CA}(CR_{RA}), s_{RA}(RS_{SA}) \not\leq r_{RA}(RS_{SA}) \} \end{aligned}$$

$$\begin{aligned} I = \{ & s_{VA_1}(DI_{VA_1}), r_{VA_1}(DI_{VA_1}), \dots, s_{VA_n}(DI_{VA_n}), r_{VA_n}(DI_{VA_n}), \\ & s_{RA}(CR_{VA_1}), r_{RA}(CR_{VA_1}), \dots, s_{RA}(CR_{VA_n}), r_{RA}(CR_{VA_n}), \\ & s_{SA}(RS_{VA_1}), r_{SA}(RS_{VA_1}), \dots, s_{SA}(RS_{VA_n}), r_{SA}(RS_{VA_n}), \\ & s_{RA}(DI_{RA}), r_{RA}(DI_{RA}), s_{CA}(RS_{RA}), r_{CA}(RS_{RA}), \\ & s_{CA}(CR_{RA}), r_{CA}(CR_{RA}), s_{RA}(RS_{SA}), r_{RA}(RS_{SA}) \\ & | s_{VA_1}(DI_{VA_1}) \leq r_{VA_1}(DI_{VA_1}), \dots, s_{VA_n}(DI_{VA_n}) \leq r_{VA_n}(DI_{VA_n}), \\ & s_{RA}(CR_{VA_1}) \leq r_{RA}(CR_{VA_1}), \dots, s_{RA}(CR_{VA_n}) \leq r_{RA}(CR_{VA_n}), \\ & s_{SA}(RS_{VA_1}) \leq r_{SA}(RS_{VA_1}), \dots, s_{SA}(RS_{VA_n}) \leq r_{SA}(RS_{VA_n}), \\ & s_{RA}(DI_{RA}) \leq r_{RA}(DI_{RA}), s_{CA}(RS_{RA}) \leq r_{CA}(RS_{RA}), \\ & s_{CA}(CR_{RA}) \leq r_{CA}(CR_{RA}), s_{RA}(RS_{SA}) \leq r_{RA}(RS_{SA}) \} \end{aligned}$$

$$\cup I_{CA} \cup I_{VA_1} \cup \dots \cup I_{VA_n} \cup I_{RA} \cup I_{SA}$$

Then, we can get the following conclusion.

Theorem 6.1. *The whole actor system of cloud resource management illustrated in Figure 6 can exhibit desired external behaviors.*

Proof. By use of the algebraic laws of APTC, we can prove the following equation:

$$\begin{aligned}
\tau_I(\partial_H(CA \wp RA \wp SA)) &= \tau_I(\partial_H(CA \wp RA \wp SA \wp VA_1 \wp \dots \wp VA_n)) \\
&= r_{CA}(DI_{CA}) \cdot s_O(RS_{CA}) \cdot s_O(CR_{CA}) \cdot \tau_I(\partial_H(CA \wp RA \wp SA \wp VA_1 \wp \dots \wp VA_n)) \\
&= r_{CA}(DI_{CA}) \cdot s_O(RS_{CA}) \cdot s_O(CR_{CA}) \cdot \tau_I(\partial_H(CA \wp RA \wp SA))
\end{aligned}$$

For the details of the proof, we omit them, please refer to section 2.10. □

7 Process Algebra Based Actor Model of Web Service Composition

In this chapter, we will use the process algebra based actor model to model and verify Web Service composition based on the previous work [20]. In section 7.1, we introduce the requirements of Web Service composition runtime system; we model the Web Service composition runtime by use of the new actor model in section 7.2; finally, we take an example to show the usage of the model in section 7.3.

7.1 Requirements of Web Service Composition

Web Service (WS) is a distributed software component which emerged about ten years ago to utilize the most widely-used Internet application protocol—HTTP as its base transport protocol. As a component, a WS has the similar ingredients as other ones, such as DCOM, EJB, CORBA, and so on. That is, a WS uses HTTP-based SOAP as its transport protocol, WSDL as its interface description language and UDDI as its name and directory service.

WS Composition creates new composite WSs using different composition patterns from the collection of existing WSs. Because of advantages of WS to solve cross-organizational application integrations, two composition patterns are dominant. One is called Web Service Orchestration (WSO) [18], which uses a workflow-like composition pattern to orchestrate business activities (implemented as WS Operations) and models a cross-organizational business processes or other kind of processes. The other is called Web Service Choreography (WSC) [19] which has an aggregate composition pattern to capture the external interaction behaviors of WSs and acts as a contract or a protocol among WSs.

We now take a simple example of buying books from a book store to illustrate some concepts of WS composition. Though this example is quite simple and only includes the sequence control flow (that is, each business activity in a business process is executed in sequence), it is enough to explain the concepts and ideas of this paper and avoids unnecessary complexity without loss of generality. We use this example throughout this paper. The requirements of this example are as Figure 7 shows.

A customer buys books from a book store through a user agent. In this example, we ignore interactions between the customer and the user agent, and focus on those between the user agent and the book store. Either user agent or book store has business processes to interact with each other.

We give the process of user agent as follows. The process of book store can be gotten from that of user agent as contrasts.

1. The user agent requests a list of all books to the book store;
2. It gets the book list from the book store;
3. It selects the books by the customer and sends the list of selected books to the book store;
4. It receives the prices of selected books from the book store;

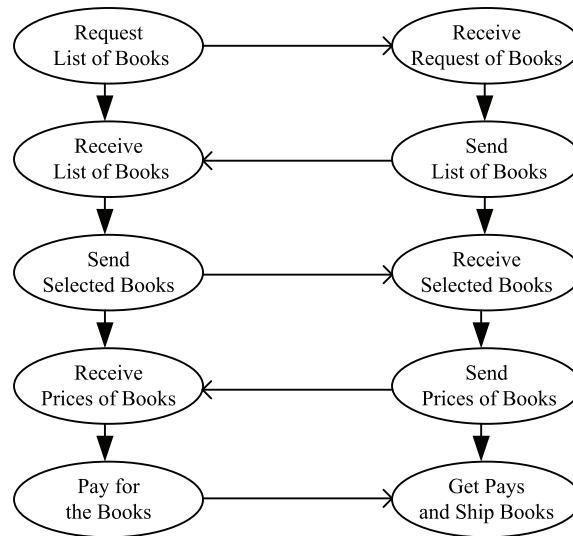


Figure 7: Requirements of an example

5. It accepts the prices and pays for the selected book to the book store. Then the process terminates.

Since the business activities, such as the book store accepting request for a list of books from the user agent, are implemented as WSs (exactly WS operations), such buyer agent and book store business processes are called WSOs. These WSOs are published as WSs called their interface WSs for interacting among each other. The interaction behaviors among WSs described by some contracts or protocols are called WSCs.

There are many efforts for WS Composition, including its specifications, design methods and verifications, simulations, and runtime supports. Different methods and tools are used in WS Composition research, such as XML-based WSO description specifications and WSC description specifications, formal verification techniques based on Process Algebra and Petri-Net, and runtime implementations using programming languages. Some of these works mainly focus on WSO, others mainly on WSC, and also a few works attempt to establish a relationship between WSO and WSC.

Can a WS interact with another one? And also, can a WSO interact with another one via their interfaces? Is the definition of a WSC compatible with its partner WSs or partner WSOs? To solve these problems, a correct relationship between WSO and WSC must be established. A WS Composition system combining WSO and WSC, with a natural relationship between the two ones, is an attractive direction. In a systematic viewpoint, WS, WSO and WSC are organized with a natural relationship under the whole environment of cross-organizational business integration. More importantly, such a system should have firmly theoretic foundation.

In this chapter, we try to make such a system to base on the new actor model.

7.1.1 WSO and WSC

A WS is a distributed software component with transport protocol–SOAP, interface description by WSDL, and can be registered into UDDI to be searched and discovered by its customers.

A WSO orchestrates WSs existing on the Web into a process through the so-called control flow constructs. That is, within a WSO, there are a collection of atomic function units called activities with control flows to manipulate them. So, the main ingredients of a WSO are following.

- **Inputs and Outputs:** At the start time of a WSO, it accepts some inputs. And it sends out outcomes at the end of its execution;
- **Information and Variable Definitions:** A WSO has local states which maybe transfer among activities. Finally, the local states are sent to WSs outside by activities in the form of messages. In turn, activities receiving message outside can alter the local states;
- **Activity Definitions:** An activity is an atomic unit with several pre-defined function kinds, such as invoking a WS outside, invoking an application inside, receiving a request from a customer inside/outside, local variable assignments, etc;
- **Control Flow Definitions:** Control flow definitions give activities an execution order. In terms of structural model based control flow definitions, control flows are the so-called structural activities which can be sequence activity, choice activity, loop activity, parallel activity and their variants;
- **Binding WS Information:** Added values of WS Composition are the so called recursive composition, that is, a WSO orchestrating existing WSs is published as a new WS itself too. A WSO interacts with other WSs outside through this new WS.

In Figure 7, the user agent business process is modeled as UserAgent WSO described by WS-BPEL, which is described in Appendix A.

The interface WS for UserAgent WSO is called UserAgent WS described by WSDL, which also can be found in Appendix A.

A WSC defines the external interaction behaviors and serves as a contract or a protocol among WSs. The main ingredients of a WSC are as following.

- **Partner Definitions:** They defines the partners within a WSC including the role of a partner acting as and relationships among partners;
- **Information and Variable Definitions:** A WSC may also have local states exchanged among the interacting WSs;
- **Interactions among Partners:** Interaction points and interaction behaviors are defined as the core contents in a WSC.

In the buying books example, the WSC between user agent and bookstore (exactly UserAgentWS and BookStoreWS) called BuyingBookWSC is described by WS-CDL, which can be found in Appendix A.

The WSO and the WSC define two different aspects of WS Composition. Their relationships as Figure 8 illustrates. Note that a WSO may require at least a WSC, but a WSC does not need to depend on a WSO.

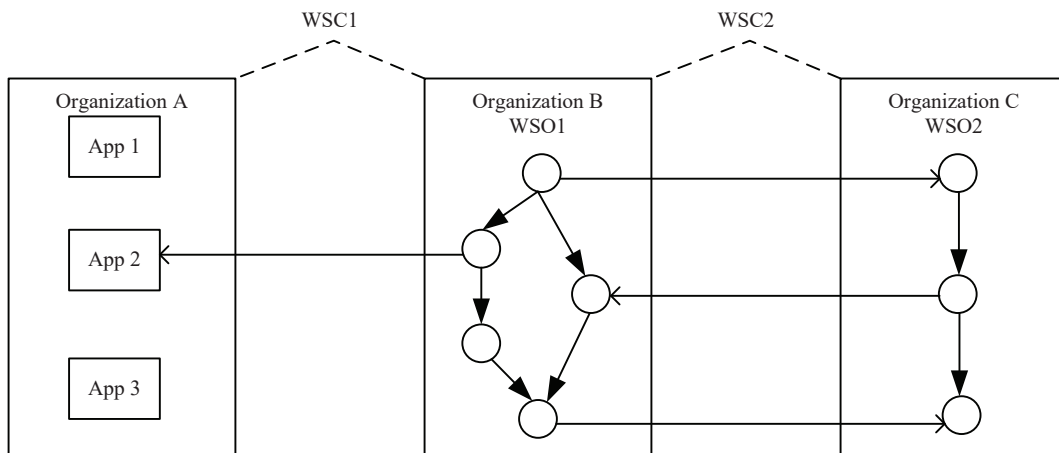


Figure 8: Relationship between WSO and WSC

7.1.2 Design Decisions on Web Service Composition Runtime

(1) Stateless WS or Stateful WS

In the viewpoint of W3C, a WS itself is an interface or a wrapper of an application inside the boundary of an organization that has a willing to interact with applications outside. That is, a W3C WS has no an independent programming model like other component models and has no needs of containing local states for local computations. Indeed, there are different sounds of developing WS to be a full sense component, Such as OGSF. Incompatibility between W3C WS and OGSF-like WS leads to WSRF as a compromised solution which reserves the W3C WS and develops a notion of WS Resource to model states.

We adopt the ideas of WSRF. That is, let WS be an interface or a wrapper of WSO and let WSO be a special kind WS Resource which has local states and local computations. The interface WS of a WSO reserves ID of the WSO to deliver an incoming message to the WSO and send an outgoing message with the ID attached in order for delivering a call-back message. Further more, a WSO and its WS are one-one binding. When a new incoming message arrives without a WSO ID attached, the WS creates a new WSO and attaches its ID as a parameter.

(2) Incoming Messages and Outgoing Messages

Just as the name implies, a WS serves as a server to process an incoming message within a C/S framework. But an interaction between a component WS or a WSO requires incoming message and outgoing message pairs. When an interaction occurred, one serves as a client and the other serves as a server. But in the next interaction, the one served as client before may serve as a server and the server becomes a client.

The problem is that, when a WSO (or other kind WS Resource) inside interacts with WSs outside, who is willing to act as the bridge between the WSO inside and WSs outside? When an incoming message arrives, it is easily to be understood that the incoming message is delivered to the WSO by the interface WS. However, how is an outgoing message from a WSO inside to a component WS outside delivered?

In fact, there are two ways to solve the outgoing message. One is the way of WS-BPEL [18], and the other is that of an early version of WSDL. The former uses a so-called *invoke* atomic activity

defined in a WSO to send an outgoing message directly without the assistance of its interface WS. In contrast, the latter specifies that every thing exchanged between resources inside and functions outside must go via the interface WS of the resource inside. Furthermore, in an early edition of WSDL, there are four kind of WS operations are defined, including an **In** operation, an **In-Out** operation, an **Out** operation and an **Out-In** operation. **In** operation and **In-Out** operation receive the incoming messages, while **Out** operation and **Out-In** operation deliver the outgoing messages. **Out** operation and **Out-In** operation are somewhat strange because a WS is a kind of server in nature. So, in the later versions of WSDL, **Out** operation and **Out-In** operation are removed. But the problem of how to process the outgoing message is remaining.

The way of WS-BPEL will cause some confusions in the WS Composition runtime architecture design. And the way of the early edition of WSDL looks somewhat strange. So, our way of processing outgoing message is a compromise of the above two ones. That is, the outgoing messages from an internal WSO to an external resource, must go via the WS of the internal WSO. But the WS does not need to declare operations for processing the outgoing messages in the WSDL definitions.

(3) Functions and Enablements of WSC

A WSC acts as a contract or a protocol between interacting WSs. In a viewpoint of business integration requirements, a WSC serves as a business contract to constrain the rights and obligations of business partners. And from a view of utilized technologies, a WSC can be deemed as a communication protocol which coordinates the interaction behaviors of involved WSs.

About the enablements of a WSC, there are also two differently enable patterns. One is a concentrated architecture and the the other is a distributed one.

The concentrated way considers that the enablements of a WSC must be under supervision of a thirdly authorized party or all involved partners. An absolutely concentrated way maybe require that any operation about interacting WSs must be done by the way of a supervisor. This way maybe cause the supervisor becoming a performance bottleneck when bulk of interactions occur, but it can bring trustworthiness of interaction results if the supervisor is trustworthy itself.

The distributed way argues that each WS interacts among others with constraints of a WSC and there is no need of a supervisor. It is regarded that WSs just behave *correctly* to obey to a WSC and maybe take an example of enablements of open Internet protocols. But there are cheating business behaviors of an intendedly *incorrect* WS, that are unlike almost purely technical motivations of open Internet protocols.

We use a hybrid enablements of WSC. That is, when a WSC is contracted (either contracted dynamically at runtime or contracted with human interventions at design time) among WSs and enabled, the WSC creates the partner WSs at the beginning of enablements. And then the WSs interact with each other.

7.1.3 A WS Composition Runtime Architecture

Based on the above introductions and discussions, we design an architecture of WS Composition runtime as Figure 9 shows. Figure 9 illustrates the typical architecture of a WS Composition runtime. We explain the compositions and their relationships in the following. There are four components: WSO, WS, WSC and applications inside.

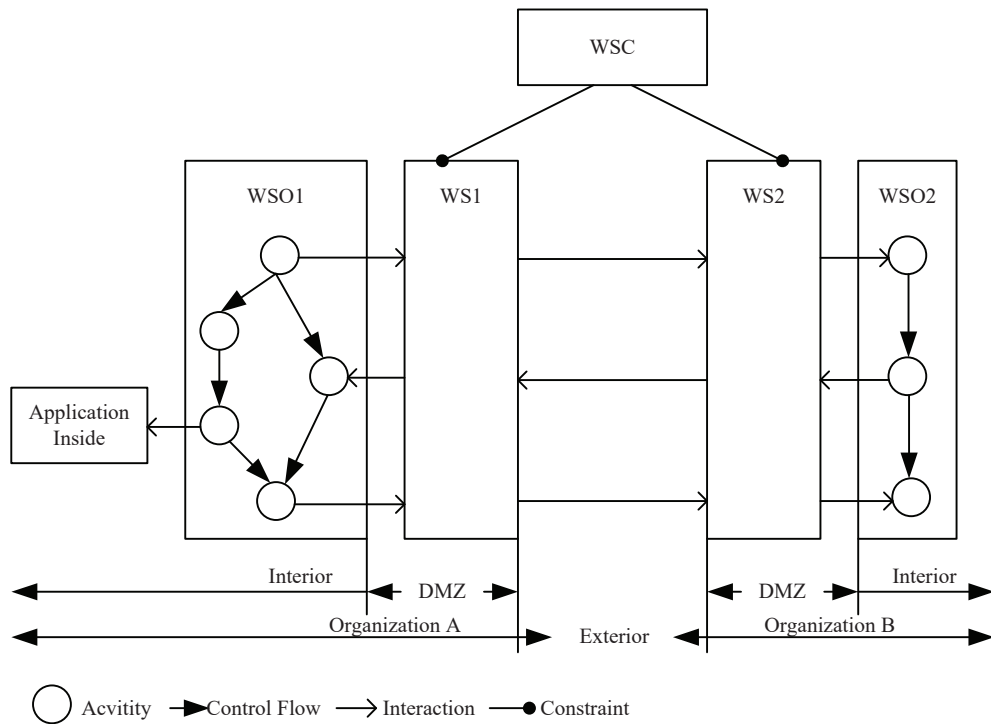


Figure 9: An architecture of WS composition runtime

The functions and ingredients of a WSO usually it have a collection of activities that may interact with partner WSs outside or applications inside. Enablements of a WSO require a runtime environment which is not illustrated in Figure 9. For examples, execution of a WSO described by WS-BPEL needs a WS-BPEL interpreter (also called WSO engine). A WSO locates in the interior of an organization. It interacts with applications inside with private exchanging mechanisms and with other partner WSOs outside via its interface WS.

Applications inside may be any legacy application or any newly developed application within the interior of a organization. These applications can be implemented in any technical framework and provide interfaces to interact with other applications inside, including a WSO. Interactions between a WSO and a application inside may base on any private communication mechanism, such as local object method call, RPC, RMI, etc, which depends on technical framework adopted by the application.

An interface WS acts as an interface of a WSO to interact with partner WSs outside. A WSO is with an one-to-one binding to its interface WS and is created by its interface WS at the time of first interaction with exterior. Enablements of a WS also require a runtime support usually called SOAP engine which implies a HTTP server installed to couple with HTTP requests. A WS and its runtime support locate at demilitarized zone (DMZ) of an organization which has different management policies and different security policies to the interior of an organization.

A WSC acts as a contract or a protocol of partner WSs. When a WSC is enabled, it creates all partner WSs at their accurate positions. Enablements of a WSC also require a runtime support to interpret the WSC description language like WS-CDL. A WSC and its support environment can be located at a thirdly authorized party or other places negotiated by the partners.

7.2 The New Actor Model of Web Service Composition

According to the architecture of WS composition runtime, the whole actors system implemented by actors can be divided into four kinds of actors: the activity actors, the WS actors, the WSO actors and the WSC actor.

7.2.1 Activity Actor, AA

An activity is an atomic function unit of a WSO and is managed by the WSO. We use an actor called activity actor (AA) to model an activity.

An AA has a unique name, local information and variables to contain its states, and local computation procedures to manipulate the information and variables. An AA is always managed by a WSO and it receives messages from its WSO, sends messages to other AAs or WSs via its WSO, and is created by its WSO. Note that an AA can not create new AAs, it can only be created by a WSO. That is, an AA is an actor with a constraint that is without **create** action.

After an AA is created, the typical process is as follows.

1. The AA receives some messages DI_{AA} from its WSO through its mail box denoted by its name AA (the corresponding reading action is denoted $r_{AA}(DI_{AA})$);
2. Then it does some local computations mixed some atomic actions by computation logics, including \cdot , $+$, $\&$ and guards, the whole local computations are denoted I_{AA} , which is the set of all local atomic actions;
3. When the local computations are finished, the AA generates the output message DO_{AA} and sends to its WSO's mail box denoted by the WSO's name WSO (the corresponding sending action is denoted $s_{WSO}(DO_{AA})$), and then processes the next message from its WSO recursively.

The above process is described as the following state transition skeletons by APTC.

$$AA = r_{AA}(DI_{AA}) \cdot AA_1$$

$$AA_1 = I_{AA} \cdot AA_2$$

$$AA_2 = s_{WSO}(DO_{AA}) \cdot AA$$

By use of the algebraic laws of APTC, the AA may be proven exhibiting desired external behaviors. If it can exhibit desired external behaviors, the AA should have the following form:

$$\tau_{I_{AA}}(\partial_{\emptyset}(AA)) = r_{AA}(DI_{AA}) \cdot s_{WSO}(DO_{AA}) \cdot \tau_{I_{AA}}(\partial_{\emptyset}(AA))$$

7.2.2 Web Service Orchestration, WSO

A WSO includes a set of AAs and acts as the manager of the AAs. The management operations may be creating a member AA, acting as a bridge between AAs and WSs outside.

After a WSO is created, the typical process is as follows.

1. The WSO receives the initialization message DI_{WSO} from its interface WS through its mail box by its name WSO (the corresponding reading action is denoted $r_{WSO}(DI_{WSO})$);
2. The WSO may create its AAs in parallel through actions $\mathbf{new}(AA_1) \parallel \dots \parallel \mathbf{new}(AA_n)$ if it is not initialized;
3. The WSO may receive messages from its interface WS or its AAs through its mail box by its name WSO (the corresponding reading actions are distinct by the message names);
4. The WSO does some local computations mixed some atomic actions by computation logics, including \cdot , $+$, \uparrow and guards, the local computations are included into I_{WSO} , which is the set of all local atomic actions;
5. When the local computations are finished, the WSO generates the output messages and may send to its AAs or its interface WS (the corresponding sending actions are distinct by the names of AAs and WS, and also the names of messages), and then processes the next message from its AAs or the interface WS.

The above process is described as the following state transition skeletons by APTC.

$$WSO = r_{WSO}(DI_{WSO}) \cdot WSO_1$$

$$WSO_1 = (\{isInitialed(WSO) = FLALSE\} \cdot (\mathbf{new}(AA_1) \parallel \dots \parallel \mathbf{new}(AA_n)) + \{isInitialed(WSO) = TRUE\}) \cdot WSO_2$$

$$WSO_2 = r_{WSO}(DI_{AAs}, DI_{WS}) \cdot WSO_3$$

$$WSO_3 = I_{WSO} \cdot WSO_4$$

$$WSO_4 = s_{AAs, WS}(DO_{WSO}) \cdot WSO$$

By use of the algebraic laws of APTC, the WSO may be proven exhibiting desired external behaviors. If it can exhibits desired external behaviors, the WSO should have the following form:

$$\tau_{I_{WSO}}(\partial_{\emptyset}(WSO)) = r_{WSO}(DI_{WSO}) \cdot \dots \cdot s_{WS}(DO_{WSO}) \cdot \tau_{I_{WSO}}(\partial_{\emptyset}(WSO))$$

With I_{WSO} extended to $I_{WSO} \cup \{\{isInitialed(WSO) = FLALSE\}, \{isInitialed(WSO) = TRUE\}\}$.

7.2.3 Web Service, WS

A WS is an actor that has the characteristics of an ordinary actor. It acts as a communication bridge between the inner WSO and the external partner WS and creates a new WSO when it receives a new incoming message.

After A WS is created, the typical process is as follows.

1. The WS receives the initialization message DI_{WS} from its WSC actor through its mail box by its name WS (the corresponding reading action is denoted $r_{WS}(DI_{WS})$);
2. The WS may create its WSO through actions $\mathbf{new}(WSO)$ if it is not initialized;

3. The WS may receive messages from its partner WS or its WSO through its mail box by its name WSO (the corresponding reading actions are distinct by the message names);
4. The WS does some local computations mixed some atomic actions by computation logics, including \cdot , $+$, \wp and guards, the local computations are included into I_{WS} , which is the set of all local atomic actions;
5. When the local computations are finished, the WS generates the output messages and may send to its WSO or its partner WS (the corresponding sending actions are distinct by the names of WSO and the partner WS, and also the names of messages), and then processes the next message from its WSO or the partner WS.

The above process is described as the following state transition skeletons by APTC.

$$WS = r_{WS}(DI_{WS}) \cdot WS_1$$

$$WS_1 = (\{isInitialed(WS) = FLALSE\} \cdot \mathbf{new}(WSO) + \{isInitialed(WS) = TRUE\}) \cdot WS_2$$

$$WS_2 = r_{WS}(DI_{WSO}, DI_{WS'}) \cdot WS_3$$

$$WS_3 = I_{WS} \cdot WS_4$$

$$WS_4 = s_{WSO, WS'}(DO_{WS}) \cdot WS$$

By use of the algebraic laws of APTC, the WS may be proven exhibiting desired external behaviors. If it can exhibits desired external behaviors, the WS should have the following form:

$$\tau_{I_{WS}}(\partial_{\emptyset}(WS)) = r_{WS}(DI_{WS}) \cdot \dots \cdot s_{WS'}(DO_{WS}) \cdot \tau_{I_{WS}}(\partial_{\emptyset}(WS))$$

With I_{WS} extended to $I_{WS} \cup \{\{isInitialed(WS) = FLALSE\}, \{isInitialed(WS) = TRUE\}\}$.

7.2.4 Web Service Choreography, WSC

A WSC actor creates partner WSs as some kinds roles and set each WS to the other one as their partner WSs.

After A WSC is created, the typical process is as follows.

1. The WSC receives the initialization message DI_{WSC} from the outside through its mail box by its name WSC (the corresponding reading action is denoted $r_{WSC}(DI_{WSC})$);
2. The WSC may create its WSs through actions $\mathbf{new}(WS_1) \parallel \mathbf{new}(WS_2)$ if it is not initialized;
3. The WSC does some local computations mixed some atomic actions by computation logics, including \cdot , $+$, \wp and guards, the local computations are included into I_{WSC} , which is the set of all local atomic actions;
4. When the local computations are finished, the WSC generates the output messages and sends to its WSs, or the outside (the corresponding sending actions are distinct by the names of WSs, and also the names of messages), and then processes the next message from the outside.

The above process is described as the following state transition skeletons by APTC.

$$WSC = r_{WSC}(DI_{WSC}) \cdot WSC_1$$

$$WSC_1 = (\{isInitialed(WSC) = FLALSE\} \cdot \mathbf{new}(WS_1) \parallel \mathbf{new}(WS_2)) + \{isInitialed(WSC) = TRUE\} \cdot WSC_2$$

$$WSC_2 = I_{WSC} \cdot WSC_3$$

$$WSC_3 = s_{WS_1, WS_2, O}(DO_{WSC}) \cdot WSC$$

By use of the algebraic laws of APTC, the WSC may be proven exhibiting desired external behaviors. If it can exhibits desired external behaviors, the WSC should have the following form:

$$\tau_{I_{WSC}}(\partial_{\emptyset}(WSC)) = r_{WSC}(DI_{WSC}) \cdot s_{WS_1, WS_2, O}(DO_{WSC}) \cdot \tau_{I_{WSC}}(\partial_{\emptyset}(WSC))$$

With I_{WSC} extended to $I_{WSC} \cup \{isInitialed(WSC) = FLALSE\}, \{isInitialed(WSC) = TRUE\}$.

7.2.5 Putting All Together into A Whole

We put all actors together into a whole, including all AAs, WSOs, WSs, and WSC, according to the architecture as illustrated in Figure 9. The whole actor system $WSC = WSC \quad WSs \quad WSOs \quad AAs$ can be represented by the following process term of APTC.

$$\tau_I(\partial_H(WSC)) = \tau_I(\partial_H(WSC \ \& \ WSs \ \& \ WSOs \ \& \ AAs))$$

Among all the actors, there are synchronous communications. The actor's reading and to the same actor's sending actions with the same type messages may cause communications. If to the actor's sending action occurs before the the same actions reading action, an asynchronous communication will occur; otherwise, a deadlock δ will be caused.

There are four pairs kinds of asynchronous communications as follows.

(1) The communications between an AA and its WSO with the following constraints.

$$s_{AA}(DI_{AA-WSO}) \leq r_{AA}(DI_{AA-WSO})$$

$$s_{WSO}(DI_{WSO-AA}) \leq r_{WSO}(DI_{WSO-AA})$$

Note that, the message DI_{AA-WSO} and DO_{WSO-AA} , DI_{WSO-AA} and DO_{AA-WSO} are the same messages.

(2) The communications between a WSO and its interface WS with the following constraints.

$$s_{WSO}(DI_{WSO-WS}) \leq r_{WSO}(DI_{WSO-WS})$$

$$s_{WS}(DI_{WS-WSO}) \leq r_{WS}(DI_{WS-WSO})$$

Note that, the message DI_{WSO-WS} and DO_{WS-WSO} , DI_{WS-WSO} and DO_{WSO-WS} are the same messages.

(3) The communications between a WS and its partner WS with the following constraints.

$$s_{WS_1}(DI_{WS_1-WS_2}) \leq r_{WS_1}(DI_{WS_1-WS_2})$$

$$s_{WS_2}(DI_{WS_2-WS_1}) \leq r_{WS_2}(DI_{WS_2-WS_1})$$

Note that, the message $DI_{WS_1-WS_2}$ and $DO_{WS_2-WS_1}$, $DI_{WS_2-WS_1}$ and $DO_{WS_1-WS_2}$ are the same messages.

(4) The communications between a WS and its WSC with the following constraints.

$$s_{WSC}(DI_{WSC-WS}) \leq r_{WSC}(DI_{WSC-WS})$$

$$s_{WS}(DI_{WS-WSC}) \leq r_{WS}(DI_{WS-WSC})$$

Note that, the message DI_{WSC-WS} and DO_{WS-WSC} , DI_{WS-WSC} and DO_{WSC-WS} are the same messages.

So, the set H and I can be defined as follows.

$$\begin{aligned} H = \{ & s_{AA}(DI_{AA-WSO}), r_{AA}(DI_{AA-WSO}), s_{WSO}(DI_{WSO-AA}), r_{WSO}(DI_{WSO-AA}), \\ & s_{WSO}(DI_{WSO-WS}), r_{WSO}(DI_{WSO-WS}), s_{WS}(DI_{WS-WSO}), r_{WS}(DI_{WS-WSO}), \\ & s_{WS_1}(DI_{WS_1-WS_2}), r_{WS_1}(DI_{WS_1-WS_2}), s_{WS_2}(DI_{WS_2-WS_1}), r_{WS_2}(DI_{WS_2-WS_1}), \\ & s_{WSC}(DI_{WSC-WS}), r_{WSC}(DI_{WSC-WS}), s_{WS}(DI_{WS-WSC}), r_{WS}(DI_{WS-WSC}) \\ & | s_{AA}(DI_{AA-WSO}) \not\leq r_{AA}(DI_{AA-WSO}), s_{WSO}(DI_{WSO-AA}) \not\leq r_{WSO}(DI_{WSO-AA}), \\ & s_{WSO}(DI_{WSO-WS}) \not\leq r_{WSO}(DI_{WSO-WS}), s_{WS}(DI_{WS-WSO}) \not\leq r_{WS}(DI_{WS-WSO}), \\ & s_{WS_1}(DI_{WS_1-WS_2}) \not\leq r_{WS_1}(DI_{WS_1-WS_2}), s_{WS_2}(DI_{WS_2-WS_1}) \not\leq r_{WS_2}(DI_{WS_2-WS_1}), \\ & s_{WSC}(DI_{WSC-WS}) \not\leq r_{WSC}(DI_{WSC-WS}), s_{WS}(DI_{WS-WSC}) \not\leq r_{WS}(DI_{WS-WSC}) \} \end{aligned}$$

$$\begin{aligned} I = \{ & s_{AA}(DI_{AA-WSO}), r_{AA}(DI_{AA-WSO}), s_{WSO}(DI_{WSO-AA}), r_{WSO}(DI_{WSO-AA}), \\ & s_{WSO}(DI_{WSO-WS}), r_{WSO}(DI_{WSO-WS}), s_{WS}(DI_{WS-WSO}), r_{WS}(DI_{WS-WSO}), \\ & s_{WS_1}(DI_{WS_1-WS_2}), r_{WS_1}(DI_{WS_1-WS_2}), s_{WS_2}(DI_{WS_2-WS_1}), r_{WS_2}(DI_{WS_2-WS_1}), \\ & s_{WSC}(DI_{WSC-WS}), r_{WSC}(DI_{WSC-WS}), s_{WS}(DI_{WS-WSC}), r_{WS}(DI_{WS-WSC}) \\ & | s_{AA}(DI_{AA-WSO}) \leq r_{AA}(DI_{AA-WSO}), s_{WSO}(DI_{WSO-AA}) \leq r_{WSO}(DI_{WSO-AA}), \\ & s_{WSO}(DI_{WSO-WS}) \leq r_{WSO}(DI_{WSO-WS}), s_{WS}(DI_{WS-WSO}) \leq r_{WS}(DI_{WS-WSO}), \\ & s_{WS_1}(DI_{WS_1-WS_2}) \leq r_{WS_1}(DI_{WS_1-WS_2}), s_{WS_2}(DI_{WS_2-WS_1}) \leq r_{WS_2}(DI_{WS_2-WS_1}), \\ & s_{WSC}(DI_{WSC-WS}) \leq r_{WSC}(DI_{WSC-WS}), s_{WS}(DI_{WS-WSC}) \leq r_{WS}(DI_{WS-WSC}) \} \\ & \cup I_{AA_s} \cup I_{WSO_s} \cup I_{WS_s} \cup I_{WSC} \end{aligned}$$

If the whole actor system of WS composition runtime can exhibits desired external behaviors, the system should have the following form:

$$\begin{aligned} \tau_I(\partial_H(WSC)) &= \tau_I(\partial_H(WSC \bowtie WS_s \bowtie WSO_s \bowtie AA_s)) \\ &= r_{WSC}(DI_{WSC}) \cdot s_O(DO_{WSC}) \cdot \tau_I(\partial_H(WSC \bowtie WS_s \bowtie WSO_s \bowtie AA_s)) \\ &= r_{WSC}(DI_{WSC}) \cdot s_O(DO_{WSC}) \cdot \tau_I(\partial_H(WSC)) \end{aligned}$$

7.3 An Example

Using the architecture in Figure 9, we get an implementation of the buying books example as shown in Figure 10. In this implementation, there are one WSC (named BuyingBookWSC, denoted WSC), two WSs (one is named UserAgentWS and denoted WS_1 , the other is named BookStoreWS and denoted WS_2), two WSOs (one is named UserAgentWSO and denoted WSO_1 , the other is named BookStoreWSO and denoted WSO_2), and two set of AAs denoted AA_{1i} and AA_{2j} . The set of AAs belong to UserAgentWSO including RequestLBAA denoted AA_{11} , ReceiveLBAA denoted AA_{12} , SendSBAA denoted AA_{13} , ReceivePBAA denoted AA_{14} and PayBAA denoted AA_{15} , and the other set of AAs belong to BookStoreWSO including ReceiverBAA denoted AA_{21} , SendLBAA denoted AA_{22} , ReceiveSBAA denoted AA_{23} , SendPBAA denoted AA_{24} , and GetP&ShipBAA denoted AA_{25} .

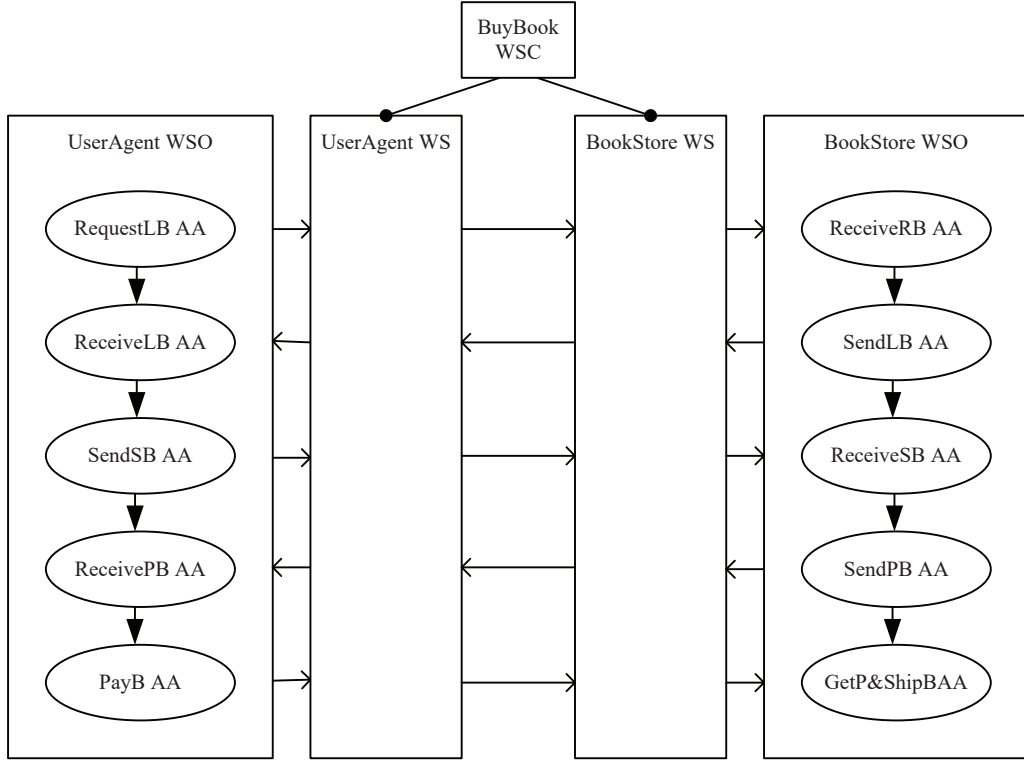


Figure 10: Implementation of the buying books example

The detailed implementations of actors in Figure 10 is following.

7.3.1 UserAgent AAs

(1) RequistLBAA (AA_{11})

After AA_{11} is created, the typical process is as follows.

1. The AA_{11} receives some messages $RequestLB_{WA_1}$ from WSO_1 through its mail box denoted by its name AA_{11} (the corresponding reading action is denoted $r_{AA_{11}}(RequestLB_{WA_1})$);
2. Then it does some local computations mixed some atomic actions by computation logics, including \cdot , $+$, \wp and guards, the whole local computations are denoted $I_{AA_{11}}$, which is the set of all local atomic actions;
3. When the local computations are finished, the AA_{11} generates the output message $RequestLB_{AW_1}$ and sends to WSO_1 's mail box denoted by WSO_1 's name WSO_1 (the corresponding sending action is denoted $s_{WSO_1}(RequestLB_{AW_1})$), and then processes the next message from WSO_1 recursively.

The above process is described as the following state transitions by APTC.

$$AA_{11} = r_{AA_{11}}(RequestLB_{WA_1}) \cdot AA_{11_1}$$

$$AA_{11_1} = I_{AA_{11}} \cdot AA_{11_2}$$

$$AA_{11_2} = s_{WSO_1}(RequestLB_{AW_1}) \cdot AA_{11}$$

By use of the algebraic laws of APTC, AA_{11} can be proven exhibiting desired external behaviors.

$$\tau_{I_{AA_{11}}}(\partial_{\emptyset}(AA_{11})) = r_{AA_{11}}(RequestLB_{WA_1}) \cdot s_{WSO_1}(RequestLB_{AW_1}) \cdot \tau_{I_{AA_{11}}}(\partial_{\emptyset}(AA_{11}))$$

(2) ReceiveLBAA (AA_{12})

After AA_{12} is created, the typical process is as follows.

1. The AA_{12} receives some messages $ReceiveLB_{WA_1}$ from WSO_1 through its mail box denoted by its name AA_{12} (the corresponding reading action is denoted $r_{AA_{12}}(ReceiveLB_{WA_1})$);
2. Then it does some local computations mixed some atomic actions by computation logics, including \cdot , $+$, \wp and guards, the whole local computations are denoted $I_{AA_{12}}$, which is the set of all local atomic actions;
3. When the local computations are finished, the AA_{12} generates the output message $ReceiveLB_{AW_1}$ and sends to WSO_1 's mail box denoted by WSO_1 's name WSO_1 (the corresponding sending action is denoted $s_{WSO_1}(ReceiveLB_{AW_1})$), and then processes the next message from WSO_1 recursively.

The above process is described as the following state transitions by APTC.

$$AA_{12} = r_{AA_{12}}(ReceiveLB_{WA_1}) \cdot AA_{12_1}$$

$$AA_{12_1} = I_{AA_{12}} \cdot AA_{12_2}$$

$$AA_{12_2} = s_{WSO_1}(ReceiveLB_{AW_1}) \cdot AA_{12}$$

By use of the algebraic laws of APTC, AA_{12} can be proven exhibiting desired external behaviors.

$$\tau_{I_{AA_{12}}}(\partial_{\emptyset}(AA_{12})) = r_{AA_{12}}(ReceiveLB_{WA_1}) \cdot s_{WSO_1}(ReceiveLB_{AW_1}) \cdot \tau_{I_{AA_{12}}}(\partial_{\emptyset}(AA_{12}))$$

(3) SendSBAA (AA_{13})

After AA_{13} is created, the typical process is as follows.

1. The AA_{13} receives some messages $SendSB_{WA_1}$ from WSO_1 through its mail box denoted by its name AA_{13} (the corresponding reading action is denoted $r_{AA_{13}}(SendSB_{WA_1})$);
2. Then it does some local computations mixed some atomic actions by computation logics, including \cdot , $+$, \wp and guards, the whole local computations are denoted $I_{AA_{13}}$, which is the set of all local atomic actions;
3. When the local computations are finished, the AA_{13} generates the output message $SendSB_{AW_1}$ and sends to WSO_1 's mail box denoted by WSO_1 's name WSO_1 (the corresponding sending action is denoted $s_{WSO_1}(SendSB_{AW_1})$), and then processes the next message from WSO_1 recursively.

The above process is described as the following state transitions by APTC.

$$AA_{13} = r_{AA_{13}}(SendSB_{WA_1}) \cdot AA_{13_1}$$

$$AA_{13_1} = I_{AA_{13}} \cdot AA_{13_2}$$

$$AA_{13_2} = s_{WSO_1}(SendSB_{AW_1}) \cdot AA_{13}$$

By use of the algebraic laws of APTC, AA_{13} can be proven exhibiting desired external behaviors.

$$\tau_{I_{AA_{13}}}(\partial_{\emptyset}(AA_{13})) = r_{AA_{13}}(SendSB_{WA_1}) \cdot s_{WSO_1}(SendSB_{AW_1}) \cdot \tau_{I_{AA_{13}}}(\partial_{\emptyset}(AA_{13}))$$

(4) ReceivePBAA (AA_{14})

After AA_{14} is created, the typical process is as follows.

1. The AA_{14} receives some messages $ReceivePB_{WA_1}$ from WSO_1 through its mail box denoted by its name AA_{14} (the corresponding reading action is denoted $r_{AA_{14}}(ReceivePB_{WA_1})$);
2. Then it does some local computations mixed some atomic actions by computation logics, including \cdot , $+$, \wp and guards, the whole local computations are denoted $I_{AA_{14}}$, which is the set of all local atomic actions;
3. When the local computations are finished, the AA_{14} generates the output message $ReceivePB_{AW_1}$ and sends to WSO_1 's mail box denoted by WSO_1 's name WSO_1 (the corresponding sending action is denoted $s_{WSO_1}(ReceivePB_{AW_1})$), and then processes the next message from WSO_1 recursively.

The above process is described as the following state transitions by APTC.

$$AA_{14} = r_{AA_{14}}(ReceivePB_{WA_1}) \cdot AA_{14_1}$$

$$AA_{14_1} = I_{AA_{14}} \cdot AA_{14_2}$$

$$AA_{14_2} = s_{WSO_1}(ReceivePB_{AW_1}) \cdot AA_{14}$$

By use of the algebraic laws of APTC, AA_{14} can be proven exhibiting desired external behaviors.

$$\tau_{I_{AA_{14}}}(\partial_{\emptyset}(AA_{14})) = r_{AA_{14}}(ReceivePB_{WA_1}) \cdot s_{WSO_1}(ReceivePB_{AW_1}) \cdot \tau_{I_{AA_{14}}}(\partial_{\emptyset}(AA_{14}))$$

(5) PayBAA (AA_{15})

After AA_{15} is created, the typical process is as follows.

1. The AA_{15} receives some messages $PayB_{WA_1}$ from WSO_1 through its mail box denoted by its name AA_{15} (the corresponding reading action is denoted $r_{AA_{15}}(PayB_{WA_1})$);
2. Then it does some local computations mixed some atomic actions by computation logics, including \cdot , $+$, \wp and guards, the whole local computations are denoted $I_{AA_{15}}$, which is the set of all local atomic actions;

3. When the local computations are finished, the AA_{15} generates the output message $PayB_{AW_1}$ and sends to WSO_1 's mail box denoted by WSO_1 's name WSO_1 (the corresponding sending action is denoted $s_{WSO_1}(PayB_{AW_1})$), and then processes the next message from WSO_1 recursively.

The above process is described as the following state transitions by APTC.

$$AA_{15} = r_{AA_{15}}(PayB_{WA_1}) \cdot AA_{15_1}$$

$$AA_{15_1} = I_{AA_{15}} \cdot AA_{15_2}$$

$$AA_{15_2} = s_{WSO_1}(PayB_{AW_1}) \cdot AA_{15}$$

By use of the algebraic laws of APTC, AA_{15} can be proven exhibiting desired external behaviors.

$$\tau_{I_{AA_{15}}}(\partial_{\emptyset}(AA_{15})) = r_{AA_{15}}(PayB_{WA_1}) \cdot s_{WSO_1}(PayB_{AW_1}) \cdot \tau_{I_{AA_{15}}}(\partial_{\emptyset}(AA_{15}))$$

7.3.2 UserAgent WSO

After UserAgent WSO (WSO_1) is created, the typical process is as follows.

1. The WSO_1 receives the initialization message $ReBuyingBooks_{WW_1}$ from its interface WS through its mail box by its name WSO_1 (the corresponding reading action is denoted $r_{WSO_1}(ReBuyingBooks_{WW_1})$);
2. The WSO_1 may create its AAs in parallel through actions $\mathbf{new}(AA_{11}) \parallel \dots \parallel \mathbf{new}(AA_{15})$ if it is not initialized;
3. The WSO_1 does some local computations mixed some atomic actions by computation logics, including \cdot , $+$, \wp and guards, the local computations are included into I_{WSO_1} , which is the set of all local atomic actions;
4. When the local computations are finished, the WSO_1 generates the output messages $RequestLB_{WA_1}$ and sends to AA_{11} (the corresponding sending action is denoted $s_{AA_{11}}(RequestLB_{WA_1})$);
5. The WSO_1 receives the response message $RequestLB_{AW_1}$ from AA_{11} through its mail box by its name WSO_1 (the corresponding reading action is denoted $r_{WSO_1}(RequestLB_{AW_1})$);
6. The WSO_1 does some local computations mixed some atomic actions by computation logics, including \cdot , $+$, \wp and guards, the local computations are included into I_{WSO_1} , which is the set of all local atomic actions;
7. When the local computations are finished, the WSO_1 generates the output messages $RequestLB_{WW_1}$ and sends to WS_1 (the corresponding sending action is denoted $s_{WS_1}(RequestLB_{WW_1})$);
8. The WSO_1 receives the response message $ReceiveLB_{WW_1}$ from WS_1 through its mail box by its name WSO_1 (the corresponding reading action is denoted $r_{WSO_1}(ReceiveLB_{WW_1})$);

9. The WSO_1 does some local computations mixed some atomic actions by computation logics, including \cdot , $+$, \wp and guards, the local computations are included into I_{WSO_1} , which is the set of all local atomic actions;
10. When the local computations are finished, the WSO_1 generates the output messages $ReceiveLB_{WA_1}$ and sends to AA_{12} (the corresponding sending action is denoted $s_{AA_{12}}(ReceiveLB_{WA_1})$);
11. The WSO_1 receives the response message $ReceiveLB_{AW_1}$ from AA_{12} through its mail box by its name WSO_1 (the corresponding reading action is denoted $r_{WSO_1}(ReceiveLB_{AW_1})$);
12. The WSO_1 does some local computations mixed some atomic actions by computation logics, including \cdot , $+$, \wp and guards, the local computations are included into I_{WSO_1} , which is the set of all local atomic actions;
13. When the local computations are finished, the WSO_1 generates the output messages $SendSB_{WA_1}$ and sends to AA_{13} (the corresponding sending action is denoted $s_{AA_{13}}(SendSB_{WA_1})$);
14. The WSO_1 receives the response message $SendSB_{AW_1}$ from AA_{13} through its mail box by its name WSO_1 (the corresponding reading action is denoted $r_{WSO_1}(SendSB_{AW_1})$);
15. The WSO_1 does some local computations mixed some atomic actions by computation logics, including \cdot , $+$, \wp and guards, the local computations are included into I_{WSO_1} , which is the set of all local atomic actions;
16. When the local computations are finished, the WSO_1 generates the output messages $SendSB_{WW_1}$ and sends to WS_1 (the corresponding sending action is denoted $s_{WS_1}(SendSB_{WW_1})$);
17. The WSO_1 receives the response message $ReceivePB_{WW_1}$ from WS_1 through its mail box by its name WSO_1 (the corresponding reading action is denoted $r_{WSO_1}(ReceivePB_{WW_1})$);
18. The WSO_1 does some local computations mixed some atomic actions by computation logics, including \cdot , $+$, \wp and guards, the local computations are included into I_{WSO_1} , which is the set of all local atomic actions;
19. When the local computations are finished, the WSO_1 generates the output messages $ReceivePB_{WA_1}$ and sends to AA_{14} (the corresponding sending action is denoted $s_{AA_{14}}(ReceivePB_{WA_1})$);
20. The WSO_1 receives the response message $ReceivePB_{AW_1}$ from AA_{14} through its mail box by its name WSO_1 (the corresponding reading action is denoted $r_{WSO_1}(ReceivePB_{AW_1})$);
21. The WSO_1 does some local computations mixed some atomic actions by computation logics, including \cdot , $+$, \wp and guards, the local computations are included into I_{WSO_1} , which is the set of all local atomic actions;
22. When the local computations are finished, the WSO_1 generates the output messages $PayB_{WA_1}$ and sends to AA_{15} (the corresponding sending action is denoted $s_{AA_{15}}(PayB_{WA_1})$);

23. The WSO_1 receives the response message $PayB_{AW_1}$ from AA_{15} through its mail box by its name WSO_1 (the corresponding reading action is denoted $r_{WSO_1}(PayB_{AW_1})$);
24. The WSO_1 does some local computations mixed some atomic actions by computation logics, including \cdot , $+$, $\text{\textcircled{X}}$ and guards, the local computations are included into I_{WSO_1} , which is the set of all local atomic actions;
25. When the local computations are finished, the WSO_1 generates the output messages $PayB_{WW_1}$ and sends to WS_1 (the corresponding sending action is denoted $s_{WS_1}(PayB_{WW_1})$), and then processing the messages from WS_1 recursively.

The above process is described as the following state transitions by APTC.

$$WSO_1 = r_{WSO_1}(ReBuyingBooks_{WW_1}) \cdot WSO_1$$

$$WSO_{11} = (\{isInitialed(WSO_1) = FLALSE\} \cdot (\mathbf{new}(AA_{11}) \parallel \dots \parallel \mathbf{new}(AA_{15})) + \{isInitialed(WSO_1) = TRUE\}) \cdot WSO_{12}$$

$$WSO_{12} = I_{WSO_1} \cdot WSO_{13}$$

$$WSO_{13} = s_{AA_{11}}(RequestLB_{WA_1}) \cdot WSO_{14}$$

$$WSO_{14} = r_{WSO_1}(RequestLB_{AW_1}) \cdot WSO_{15}$$

$$WSO_{15} = I_{WSO_1} \cdot WSO_{16}$$

$$WSO_{16} = s_{WS_1}(RequestLB_{WW_1}) \cdot WSO_{17}$$

$$WSO_{17} = r_{WSO_1}(ReceiveLB_{WW_1}) \cdot WSO_{18}$$

$$WSO_{18} = I_{WSO_1} \cdot WSO_{19}$$

$$WSO_{19} = s_{AA_{12}}(ReceiveLB_{WA_1}) \cdot WSO_{110}$$

$$WSO_{110} = r_{WSO_1}(ReceiveLB_{AW_1}) \cdot WSO_{111}$$

$$WSO_{111} = I_{WSO_1} \cdot WSO_{112}$$

$$WSO_{112} = s_{AA_{13}}(SendSB_{WA_1}) \cdot WSO_{113}$$

$$WSO_{113} = r_{WSO_1}(SendSB_{AW_1}) \cdot WSO_{114}$$

$$WSO_{114} = I_{WSO_1} \cdot WSO_{115}$$

$$WSO_{115} = s_{WS_1}(SendSB_{WW_1}) \cdot WSO_{116}$$

$$WSO_{116} = r_{WSO_1}(ReceivePB_{WW_1}) \cdot WSO_{117}$$

$$WSO_{117} = I_{WSO_1} \cdot WSO_{118}$$

$$WSO_{118} = s_{AA_{14}}(ReceivePB_{WA_1}) \cdot WSO_{119}$$

$$WSO_{119} = r_{WSO_1}(ReceivePB_{AW_1}) \cdot WSO_{120}$$

$$WSO_{120} = I_{WSO_1} \cdot WSO_{121}$$

$$WSO_{121} = s_{AA_{15}}(PayB_{WA_1}) \cdot WSO_{122}$$

$$WSO_{122} = r_{WSO_1}(PayB_{AW_1}) \cdot WSO_{123}$$

$$WSO_{123} = I_{WSO_1} \cdot WSO_{124}$$

$$WSO_{124} = s_{WS_1}(PayB_{WW_1}) \cdot WSO_1$$

By use of the algebraic laws of APTC, the WSO_1 can be proven exhibiting desired external behaviors.

$$\begin{aligned} \tau_{I_{WSO_1}}(\partial_{\emptyset}(WSO_1)) &= r_{WSO_1}(ReBuyingBooks_{WW_1}) \cdot s_{AA_{11}}(RequestLB_{WA_1}) \cdot r_{WSO_1}(RequestLB_{AW_1}) \\ &\cdot s_{WS_1}(RequestLB_{WW_1}) \cdot r_{WSO_1}(ReceiveLB_{WW_1}) \cdot s_{AA_{12}}(ReceiveLB_{WA_1}) \cdot r_{WSO_1}(ReceiveLB_{AW_1}) \\ &\cdot s_{AA_{13}}(SendSB_{WA_1}) \cdot r_{WSO_1}(SendSB_{AW_1}) \cdot s_{WS_1}(SendSB_{WW_1}) \cdot r_{WSO_1}(ReceivePB_{WW_1}) \\ &\cdot s_{AA_{14}}(ReceivePB_{WA_1}) \cdot r_{WSO_1}(ReceivePB_{AW_1}) \cdot s_{AA_{15}}(PayB_{WA_1}) \cdot r_{WSO_1}(PayB_{AW_1}) \cdot s_{WS_1}(PayB_{WW_1}) \\ &\cdot \tau_{I_{WSO_1}}(\partial_{\emptyset}(WSO_1)) \end{aligned}$$

With I_{WSO_1} extended to $I_{WSO_1} \cup \{\{isInitialed(WSO_1) = FLALSE\}, \{isInitialed(WSO_1) = TRUE\}\}$.

7.3.3 UserAgent WS

After UserAgent WS (WS_1) is created, the typical process is as follows.

1. The WS_1 receives the initialization message $ReBuyingBooks_{WC_1}$ from the buying books WSC WSC through its mail box by its name WS_1 (the corresponding reading action is denoted $r_{WS_1}(ReBuyingBooks_{WC_1})$);
2. The WS_1 may create its WSO_1 through an action $\mathbf{new}(WSO_1)$ if it is not initialized;
3. The WS_1 does some local computations mixed some atomic actions by computation logics, including \cdot , $+$, \wp and guards, the local computations are included into I_{WS_1} , which is the set of all local atomic actions;
4. When the local computations are finished, the WS_1 generates the output messages $ReBuyingBooks_{WW_1}$ and sends to WSO_1 (the corresponding sending action is denoted $s_{WSO_1}(ReBuyingBooks_{WW_1})$);
5. The WS_1 receives the response message $RequestLB_{WW_1}$ from WSO_1 through its mail box by its name WS_1 (the corresponding reading action is denoted $r_{WS_1}(RequestLB_{WW_1})$);
6. The WS_1 does some local computations mixed some atomic actions by computation logics, including \cdot , $+$, \wp and guards, the local computations are included into I_{WS_1} , which is the set of all local atomic actions;
7. When the local computations are finished, the WS_1 generates the output messages $RequestLB_{WW_{12}}$ and sends to WS_2 (the corresponding sending action is denoted $s_{WS_2}(RequestLB_{WW_{12}})$);
8. The WS_1 receives the response message $SendLB_{WW_{21}}$ from WS_2 through its mail box by its name WS_1 (the corresponding reading action is denoted $r_{WS_1}(SendLB_{WW_{21}})$);
9. The WS_1 does some local computations mixed some atomic actions by computation logics, including \cdot , $+$, \wp and guards, the local computations are included into I_{WS_1} , which is the set of all local atomic actions;
10. When the local computations are finished, the WS_1 generates the output messages $ReceiveLB_{WW_1}$ and sends to WSO_1 (the corresponding sending action is denoted $s_{WSO_1}(ReceiveLB_{WW_1})$);

11. The WS_1 receives the response message $SendSB_{WW_1}$ from WSO_1 through its mail box by its name WS_1 (the corresponding reading action is denoted $r_{WS_1}(SendSB_{WW_1})$);
12. The WS_1 does some local computations mixed some atomic actions by computation logics, including \cdot , $+$, \wp and guards, the local computations are included into I_{WS_1} , which is the set of all local atomic actions;
13. When the local computations are finished, the WS_1 generates the output messages $SendSB_{WW_{12}}$ and sends to WS_2 (the corresponding sending action is denoted $s_{WS_2}(SendSB_{WW_{12}})$);
14. The WS_1 receives the response message $SendPB_{WW_{21}}$ from WS_2 through its mail box by its name WS_1 (the corresponding reading action is denoted $r_{WS_1}(SendPB_{WW_{21}})$);
15. The WS_1 does some local computations mixed some atomic actions by computation logics, including \cdot , $+$, \wp and guards, the local computations are included into I_{WS_1} , which is the set of all local atomic actions;
16. When the local computations are finished, the WS_1 generates the output messages $ReceivePB_{WW_1}$ and sends to WSO_1 (the corresponding sending action is denoted $s_{WSO_1}(ReceivePB_{WW_1})$);
17. The WS_1 receives the response message $PayB_{WW_1}$ from WSO_1 through its mail box by its name WS_1 (the corresponding reading action is denoted $r_{WS_1}(PayB_{WW_1})$);
18. The WS_1 does some local computations mixed some atomic actions by computation logics, including \cdot , $+$, \wp and guards, the local computations are included into I_{WS_1} , which is the set of all local atomic actions;
19. When the local computations are finished, the WS_1 generates the output messages $PayB_{WW_{12}}$ and sends to WS_2 (the corresponding sending action is denoted $s_{WS_2}(PayB_{WW_{12}})$), and then processing the messages from WSC recursively.

The above process is described as the following state transitions by APTC.

$$WS_1 = r_{WS_1}(ReBuyingBooks_{WC_1}) \cdot WS_{1_1}$$

$$WS_{1_1} = (\{isInitialed(WS_1) = FLALSE\} \cdot \mathbf{new}(WSO_1) + \{isInitialed(WS_1) = TRUE\}) \cdot WS_{1_2}$$

$$WS_{1_2} = I_{WS_1} \cdot WS_{1_3}$$

$$WS_{1_3} = s_{WSO_1}(ReBuyingBooks_{WW_1}) \cdot WS_{1_4}$$

$$WS_{1_4} = r_{WS_1}(RequestLB_{WW_1}) \cdot WS_{1_5}$$

$$WS_{1_5} = I_{WS_1} \cdot WS_{1_6}$$

$$WS_{1_6} = s_{WS_2}(RequestLB_{WW_{12}}) \cdot WS_{1_7}$$

$$WS_{1_7} = r_{WS_1}(SendLB_{WW_{21}}) \cdot WS_{1_8}$$

$$WS_{1_8} = I_{WS_1} \cdot WS_{1_9}$$

$$WS_{1_9} = s_{WSO_1}(ReceiveLB_{WW_1}) \cdot WS_{1_{10}}$$

$$WS_{1_{10}} = r_{WS_1}(SendSB_{WW_1}) \cdot WS_{1_{11}}$$

$$\begin{aligned}
WS_{111} &= I_{WS_1} \cdot WS_{112} \\
WS_{112} &= s_{WS_2}(SendSB_{WW_{12}}) \cdot WS_{113} \\
WS_{113} &= r_{WS_1}(SendPB_{WW_{21}}) \cdot WS_{114} \\
WS_{114} &= I_{WS_1} \cdot WS_{115} \\
WS_{115} &= s_{WSO_1}(ReceivePB_{WW_1}) \cdot WS_{116} \\
WS_{116} &= r_{WS_1}(PayB_{WW_1}) \cdot WS_{117} \\
WS_{117} &= I_{WS_1} \cdot WS_{118} \\
WS_{118} &= s_{WS_2}(PayB_{WW_{12}}) \cdot WS_1
\end{aligned}$$

By use of the algebraic laws of APTC, the WS_1 can be proven exhibiting desired external behaviors.

$$\begin{aligned}
\tau_{I_{WS_1}}(\partial_{\emptyset}(WS_1)) &= r_{WSO_1}(r_{WS_1}(ReBuyingBooks_{WC_1}) \cdot s_{WSO_1}(ReBuyingBooks_{WW_1}) \\
&\cdot r_{WS_1}(RequestLB_{WW_1}) \cdot s_{WS_2}(RequestLB_{WW_{12}}) \cdot r_{WS_1}(SendLB_{WW_{21}}) \\
&\cdot s_{WSO_1}(ReceiveLB_{WW_1}) \cdot r_{WS_1}(SendSB_{WW_1}) \cdot s_{WS_2}(SendSB_{WW_{12}}) \\
&\cdot r_{WS_1}(SendPB_{WW_{21}}) \cdot s_{WSO_1}(ReceivePB_{WW_1}) \cdot r_{WS_1}(PayB_{WW_1}) \\
&\cdot s_{WS_2}(PayB_{WW_{12}})) \cdot \tau_{I_{WS_1}}(\partial_{\emptyset}(WS_1))
\end{aligned}$$

With I_{WS_1} extended to $I_{WS_1} \cup \{\{isInitialed(WS_1) = FLALSE\}, \{isInitialed(WS_1) = TRUE\}\}$.

7.3.4 BookStore AAs

(1) ReceiveRBAA (AA_{21})

After AA_{21} is created, the typical process is as follows.

1. The AA_{21} receives some messages $ReceiveRB_{WA_2}$ from WSO_2 through its mail box denoted by its name AA_{21} (the corresponding reading action is denoted $r_{AA_{21}}(ReceiveRB_{WA_2})$);
2. Then it does some local computations mixed some atomic actions by computation logics, including \cdot , $+$, \wp and guards, the whole local computations are denoted $I_{AA_{21}}$, which is the set of all local atomic actions;
3. When the local computations are finished, the AA_{21} generates the output message $ReceiveRB_{AW_2}$ and sends to WSO_2 's mail box denoted by WSO_2 's name WSO_2 (the corresponding sending action is denoted $s_{WSO_2}(ReceiveRB_{AW_2})$), and then processes the next message from WSO_2 recursively.

The above process is described as the following state transitions by APTC.

$$\begin{aligned}
AA_{21} &= r_{AA_{21}}(ReceiveRB_{WA_2}) \cdot AA_{21_1} \\
AA_{21_1} &= I_{AA_{21}} \cdot AA_{21_2} \\
AA_{21_2} &= s_{WSO_2}(ReceiveRB_{AW_2}) \cdot AA_{21}
\end{aligned}$$

By use of the algebraic laws of APTC, AA_{21} can be proven exhibiting desired external behaviors.

$$\tau_{I_{AA_{21}}}(\partial_{\emptyset}(AA_{21})) = r_{AA_{21}}(RequestLB_{WA_2}) \cdot s_{WSO_2}(RequestLB_{AW_2}) \cdot \tau_{I_{AA_{21}}}(\partial_{\emptyset}(AA_{21}))$$

(2) SendLBAA (AA_{22})

After AA_{22} is created, the typical process is as follows.

1. The AA_{22} receives some messages $SendLB_{WA_2}$ from WSO_2 through its mail box denoted by its name AA_{22} (the corresponding reading action is denoted $r_{AA_{22}}(ReceiveLB_{WA_2})$);
2. Then it does some local computations mixed some atomic actions by computation logics, including \cdot , $+$, \wp and guards, the whole local computations are denoted $I_{AA_{22}}$, which is the set of all local atomic actions;
3. When the local computations are finished, the AA_{22} generates the output message $SendLB_{AW_2}$ and sends to WSO_2 's mail box denoted by WSO_2 's name WSO_2 (the corresponding sending action is denoted $s_{WSO_2}(SendLB_{AW_2})$), and then processes the next message from WSO_2 recursively.

The above process is described as the following state transitions by APTC.

$$AA_{22} = r_{AA_{22}}(SendLB_{WA_2}) \cdot AA_{22_1}$$

$$AA_{22_1} = I_{AA_{22}} \cdot AA_{22_2}$$

$$AA_{22_2} = s_{WSO_2}(SendLB_{AW_2}) \cdot AA_{22}$$

By use of the algebraic laws of APTC, AA_{22} can be proven exhibiting desired external behaviors.

$$\tau_{I_{AA_{22}}}(\partial_{\emptyset}(AA_{22})) = r_{AA_{22}}(SendLB_{WA_2}) \cdot s_{WSO_2}(SendLB_{AW_2}) \cdot \tau_{I_{AA_{22}}}(\partial_{\emptyset}(AA_{22}))$$

(3) ReceiveSBAA (AA_{23})

After AA_{23} is created, the typical process is as follows.

1. The AA_{23} receives some messages $ReceiveSB_{WA_2}$ from WSO_2 through its mail box denoted by its name AA_{23} (the corresponding reading action is denoted $r_{AA_{23}}(ReceiveSB_{WA_2})$);
2. Then it does some local computations mixed some atomic actions by computation logics, including \cdot , $+$, \wp and guards, the whole local computations are denoted $I_{AA_{23}}$, which is the set of all local atomic actions;
3. When the local computations are finished, the AA_{23} generates the output message $ReceiveSB_{AW_2}$ and sends to WSO_2 's mail box denoted by WSO_2 's name WSO_2 (the corresponding sending action is denoted $s_{WSO_2}(ReceiveSB_{AW_2})$), and then processes the next message from WSO_2 recursively.

The above process is described as the following state transitions by APTC.

$$AA_{23} = r_{AA_{23}}(ReceiveSB_{WA_2}) \cdot AA_{23_1}$$

$$AA_{23_1} = I_{AA_{23}} \cdot AA_{23_2}$$

$$AA_{23_2} = s_{WSO_2}(ReceiveSB_{AW_2}) \cdot AA_{23}$$

By use of the algebraic laws of APTC, AA_{23} can be proven exhibiting desired external behaviors.

$$\tau_{IAA_{23}}(\partial_{\emptyset}(AA_{23})) = r_{AA_{23}}(ReceiveSB_{WA_1}) \cdot s_{WSO_2}(ReceiveSB_{AW_2}) \cdot \tau_{IAA_{23}}(\partial_{\emptyset}(AA_{23}))$$

(4) SendPBAA (AA_{24})

After AA_{24} is created, the typical process is as follows.

1. The AA_{24} receives some messages $SendPB_{WA_2}$ from WSO_2 through its mail box denoted by its name AA_{24} (the corresponding reading action is denoted $r_{AA_{24}}(SendPB_{WA_2})$);
2. Then it does some local computations mixed some atomic actions by computation logics, including \cdot , $+$, \wp and guards, the whole local computations are denoted $I_{AA_{24}}$, which is the set of all local atomic actions;
3. When the local computations are finished, the AA_{24} generates the output message $SendPB_{AW_2}$ and sends to WSO_2 's mail box denoted by WSO_2 's name WSO_2 (the corresponding sending action is denoted $s_{WSO_2}(SendPB_{AW_2})$), and then processes the next message from WSO_2 recursively.

The above process is described as the following state transitions by APTC.

$$AA_{24} = r_{AA_{24}}(SendPB_{WA_2}) \cdot AA_{24_1}$$

$$AA_{24_1} = I_{AA_{24}} \cdot AA_{24_2}$$

$$AA_{24_2} = s_{WSO_2}(SendPB_{AW_2}) \cdot AA_{24}$$

By use of the algebraic laws of APTC, AA_{24} can be proven exhibiting desired external behaviors.

$$\tau_{IAA_{24}}(\partial_{\emptyset}(AA_{24})) = r_{AA_{24}}(SendPB_{WA_2}) \cdot s_{WSO_2}(SendPB_{AW_2}) \cdot \tau_{IAA_{24}}(\partial_{\emptyset}(AA_{24}))$$

(5) GetP&ShipBAA (AA_{25})

After AA_{25} is created, the typical process is as follows.

1. The AA_{25} receives some messages $GetP\&ShipB_{WA_2}$ from WSO_2 through its mail box denoted by its name AA_{25} (the corresponding reading action is denoted $r_{AA_{25}}(GetP\&ShipB_{WA_2})$);
2. Then it does some local computations mixed some atomic actions by computation logics, including \cdot , $+$, \wp and guards, the whole local computations are denoted $I_{AA_{25}}$, which is the set of all local atomic actions;
3. When the local computations are finished, the AA_{25} generates the output message $GetP\&ShipB_{AW_2}$ and sends to WSO_2 's mail box denoted by WSO_2 's name WSO_2 (the corresponding sending action is denoted $s_{WSO_2}(GetP\&ShipB_{AW_2})$), and then processes the next message from WSO_2 recursively.

The above process is described as the following state transitions by APTC.

$$AA_{25} = r_{AA_{25}}(GetP\&ShipB_{WA_2}) \cdot AA_{25_1}$$

$$AA_{25_1} = I_{AA_{25}} \cdot AA_{25_2}$$

$$AA_{25_2} = s_{WSO_2}(GetP\&ShipB_{AW_2}) \cdot AA_{25}$$

By use of the algebraic laws of APTC, AA_{25} can be proven exhibiting desired external behaviors.

$$\tau_{IAA_{25}}(\partial_{\emptyset}(AA_{25})) = r_{AA_{25}}(GetP\&ShipB_{WA_1}) \cdot s_{WSO_2}(GetP\&ShipB_{AW_2}) \cdot \tau_{IAA_{25}}(\partial_{\emptyset}(AA_{25}))$$

7.3.5 BookStore WSO

After BookStore WSO (WSO_2) is created, the typical process is as follows.

1. The WSO_2 receives the initialization message $ReceiveRB_{WW_2}$ from its interface $WS\ WS_2$ through its mail box by its name WSO_2 (the corresponding reading action is denoted $r_{WSO_2}(ReceiveRB_{WW_2})$);
2. The WSO_2 may create its AAs in parallel through actions $\mathbf{new}(AA_{21}) \parallel \dots \parallel \mathbf{new}(AA_{25})$ if it is not initialized;
3. The WSO_2 does some local computations mixed some atomic actions by computation logics, including \cdot , $+$, \wp and guards, the local computations are included into I_{WSO_2} , which is the set of all local atomic actions;
4. When the local computations are finished, the WSO_2 generates the output messages $ReceiveRB_{WA_2}$ and sends to AA_{21} (the corresponding sending action is denoted $s_{AA_{21}}(ReceiveRB_{WA_2})$);
5. The WSO_2 receives the response message $ReceiveRB_{AW_2}$ from AA_{21} through its mail box by its name WSO_2 (the corresponding reading action is denoted $r_{WSO_2}(ReceiveRB_{AW_2})$);
6. The WSO_2 does some local computations mixed some atomic actions by computation logics, including \cdot , $+$, \wp and guards, the local computations are included into I_{WSO_2} , which is the set of all local atomic actions;
7. When the local computations are finished, the WSO_2 generates the output messages $SendLB_{WA_2}$ and sends to AA_{22} (the corresponding sending action is denoted $s_{AA_{22}}(SendLB_{WA_2})$);
8. The WSO_2 receives the response message $SendLB_{AW_2}$ from AA_{22} through its mail box by its name WSO_2 (the corresponding reading action is denoted $r_{WSO_2}(SendLB_{AW_2})$);
9. The WSO_2 does some local computations mixed some atomic actions by computation logics, including \cdot , $+$, \wp and guards, the local computations are included into I_{WSO_2} , which is the set of all local atomic actions;
10. When the local computations are finished, the WSO_2 generates the output messages $SendLB_{WW_2}$ and sends to WS_2 (the corresponding sending action is denoted $s_{WS_2}(SendLB_{WW_2})$);
11. The WSO_2 receives the response message $ReceiveSB_{WW_2}$ from WS_2 through its mail box by its name WSO_2 (the corresponding reading action is denoted $r_{WSO_2}(ReceiveSB_{WW_2})$);

12. The WSO_2 does some local computations mixed some atomic actions by computation logics, including \cdot , $+$, \exists and guards, the local computations are included into I_{WSO_2} , which is the set of all local atomic actions;
13. When the local computations are finished, the WSO_2 generates the output messages $ReceiveSB_{WA_2}$ and sends to AA_{23} (the corresponding sending action is denoted $s_{AA_{23}}(ReceiveSB_{WA_2})$);
14. The WSO_2 receives the response message $ReceiveSB_{AW_2}$ from AA_{23} through its mail box by its name WSO_2 (the corresponding reading action is denoted $r_{WSO_2}(ReceiveSB_{AW_2})$);
15. The WSO_2 does some local computations mixed some atomic actions by computation logics, including \cdot , $+$, \exists and guards, the local computations are included into I_{WSO_2} , which is the set of all local atomic actions;
16. When the local computations are finished, the WSO_2 generates the output messages $SendPB_{WA_2}$ and sends to AA_{24} (the corresponding sending action is denoted $s_{AA_{24}}(SendPB_{WA_2})$);
17. The WSO_2 receives the response message $SendPB_{AW_2}$ from AA_{24} through its mail box by its name WSO_2 (the corresponding reading action is denoted $r_{WSO_2}(SendPB_{AW_2})$);
18. The WSO_2 does some local computations mixed some atomic actions by computation logics, including \cdot , $+$, \exists and guards, the local computations are included into I_{WSO_2} , which is the set of all local atomic actions;
19. When the local computations are finished, the WSO_2 generates the output messages $SendPB_{WW_2}$ and sends to WS_2 (the corresponding sending action is denoted $s_{WS_2}(SendPB_{WW_2})$);
20. The WSO_2 receives the response message $SendPB_{WW_2}$ from WS_2 through its mail box by its name WSO_2 (the corresponding reading action is denoted $r_{WSO_2}(SendPB_{WW_2})$);
21. The WSO_2 does some local computations mixed some atomic actions by computation logics, including \cdot , $+$, \exists and guards, the local computations are included into I_{WSO_2} , which is the set of all local atomic actions;
22. When the local computations are finished, the WSO_2 generates the output messages $GetP\&ShipB_{WA_2}$ and sends to AA_{25} (the corresponding sending action is denoted $s_{AA_{25}}(GetP\&ShipB_{WA_2})$);
23. The WSO_2 receives the response message $GetP\&ShipB_{AW_2}$ from AA_{25} through its mail box by its name WSO_2 (the corresponding reading action is denoted $r_{WSO_2}(GetP\&ShipB_{AW_2})$);
24. The WSO_2 does some local computations mixed some atomic actions by computation logics, including \cdot , $+$, \exists and guards, the local computations are included into I_{WSO_2} , which is the set of all local atomic actions;
25. When the local computations are finished, the WSO_2 generates the output messages $GetP\&ShipB_{WW_2}$ and sends to WS_2 (the corresponding sending action is denoted $s_{WS_2}(GetP\&ShipB_{WW_2})$), and then processing the messages from WS_2 recursively.

The above process is described as the following state transitions by APTC.

$$WSO_2 = r_{WSO_2}(ReceiveRB_{WW_2}) \cdot WSO_{2_1}$$

$$WSO_{2_1} = (\{isInitialed(WSO_2) = FLALSE\} \cdot \mathbf{new}(AA_{21}) \parallel \dots \parallel \mathbf{new}(AA_{25})) + \{isInitialed(WSO_2) = TRUE\} \cdot WSO_{2_2}$$

$$WSO_{2_2} = I_{WSO_2} \cdot WSO_{2_3}$$

$$WSO_{2_3} = s_{AA_{21}}(ReceiveRB_{WA_2}) \cdot WSO_{2_4}$$

$$WSO_{2_4} = r_{WSO_2}(ReceiveRB_{AW_2}) \cdot WSO_{2_5}$$

$$WSO_{2_5} = I_{WSO_2} \cdot WSO_{2_6}$$

$$WSO_{2_6} = s_{AA_{22}}(SendLB_{WA_2}) \cdot WSO_{2_7}$$

$$WSO_{2_7} = r_{WSO_2}(SendLB_{AW_2}) \cdot WSO_{2_8}$$

$$WSO_{2_8} = I_{WSO_2} \cdot WSO_{2_9}$$

$$WSO_{2_9} = s_{WS_2}(SendLB_{WW_2}) \cdot WSO_{2_{10}}$$

$$WSO_{2_{10}} = r_{WSO_2}(ReceiveSB_{WW_2}) \cdot WSO_{2_{11}}$$

$$WSO_{2_{11}} = I_{WSO_2} \cdot WSO_{2_{12}}$$

$$WSO_{2_{12}} = s_{AA_{23}}(ReceiveSB_{WA_2}) \cdot WSO_{2_{13}}$$

$$WSO_{2_{13}} = r_{WSO_2}(ReceiveSB_{AW_2}) \cdot WSO_{2_{14}}$$

$$WSO_{2_{14}} = I_{WSO_2} \cdot WSO_{2_{15}}$$

$$WSO_{2_{15}} = s_{AA_{24}}(SendPB_{WA_2}) \cdot WSO_{2_{16}}$$

$$WSO_{2_{16}} = r_{WSO_2}(SendPB_{AW_2}) \cdot WSO_{2_{17}}$$

$$WSO_{2_{17}} = I_{WSO_2} \cdot WSO_{2_{18}}$$

$$WSO_{2_{18}} = s_{WS_2}(SendPB_{WW_2}) \cdot WSO_{2_{19}}$$

$$WSO_{2_{19}} = r_{WSO_2}(SendPB_{WW_2}) \cdot WSO_{2_{20}}$$

$$WSO_{2_{20}} = I_{WSO_2} \cdot WSO_{2_{21}}$$

$$WSO_{2_{21}} = s_{AA_{25}}(GetP\&ShipB_{WA_2}) \cdot WSO_{2_{22}}$$

$$WSO_{2_{22}} = r_{WSO_2}(GetP\&ShipB_{AW_2}) \cdot WSO_{2_{23}}$$

$$WSO_{2_{23}} = I_{WSO_2} \cdot WSO_{2_{24}}$$

$$WSO_{2_{24}} = s_{WS_2}(GetP\&ShipB_{WW_2}) \cdot WSO_2$$

By use of the algebraic laws of APTC, the WSO_2 can be proven exhibiting desired external behaviors.

$$\begin{aligned} \tau_{I_{WSO_2}}(\partial_{\emptyset}(WSO_2)) &= r_{WSO_2}(ReceiveRB_{WW_2}) \cdot s_{AA_{21}}(ReceiveRB_{WA_2}) \cdot r_{WSO_2}(ReceiveRB_{AW_2}) \\ &\cdot s_{AA_{22}}(SendLB_{WA_2}) \cdot r_{WSO_2}(SendLB_{AW_2}) \cdot s_{WS_2}(SendLB_{WW_2}) \cdot r_{WSO_2}(ReceiveSB_{WW_2}) \\ &\cdot s_{AA_{23}}(ReceiveSB_{WA_2}) \cdot r_{WSO_2}(ReceiveSB_{AW_2}) \cdot s_{AA_{24}}(SendPB_{WA_2}) \cdot r_{WSO_2}(SendPB_{AW_2}) \\ &\cdot s_{WS_2}(SendPB_{WW_2}) \cdot r_{WSO_2}(SendPB_{WW_2}) \cdot s_{AA_{25}}(GetP\&ShipB_{WA_2}) \cdot r_{WSO_2}(GetP\&ShipB_{AW_2}) \\ &\cdot s_{WS_2}(GetP\&ShipB_{WW_2}) \cdot \tau_{I_{WSO_2}}(\partial_{\emptyset}(WSO_2)) \end{aligned}$$

With I_{WSO_2} extended to $I_{WSO_2} \cup \{\{isInitialed(WSO_2) = FLALSE\}, \{isInitialed(WSO_2) = TRUE\}\}$.

7.3.6 BookStore WS

After BookStore WS (WS_2) is created, the typical process is as follows.

1. The WS_2 receives the initialization message $RequestLB_{WW_{12}}$ from its interface WS WS_1 through its mail box by its name WS_2 (the corresponding reading action is denoted $r_{WS_2}(RequestLB_{WW_{12}})$);
2. The WS_2 may create its WSO_2 through actions $\mathbf{new}(WSO_2)$ if it is not initialized;
3. The WS_2 does some local computations mixed some atomic actions by computation logics, including \cdot , $+$, $\&$ and guards, the local computations are included into I_{WS_2} , which is the set of all local atomic actions;
4. When the local computations are finished, the WS_2 generates the output messages $ReceiveRB_{WW_2}$ and sends to WSO_2 (the corresponding sending action is denoted $s_{WSO_2}(ReceiveRB_{WW_2})$);
5. The WS_2 receives the response message $SendLB_{WW_2}$ from WSO_2 through its mail box by its name WS_2 (the corresponding reading action is denoted $r_{WS_2}(SendLB_{WW_2})$);
6. The WS_2 does some local computations mixed some atomic actions by computation logics, including \cdot , $+$, $\&$ and guards, the local computations are included into I_{WS_2} , which is the set of all local atomic actions;
7. When the local computations are finished, the WS_2 generates the output messages $SendLB_{WW_{21}}$ and sends to WS_1 (the corresponding sending action is denoted $s_{WS_1}(SendLB_{WW_{21}})$);
8. The WS_2 receives the response message $SendSB_{WW_{12}}$ from WS_1 through its mail box by its name WS_2 (the corresponding reading action is denoted $r_{WS_2}(SendSB_{WW_{12}})$);
9. The WS_2 does some local computations mixed some atomic actions by computation logics, including \cdot , $+$, $\&$ and guards, the local computations are included into I_{WS_2} , which is the set of all local atomic actions;
10. When the local computations are finished, the WS_2 generates the output messages $ReceiveSB_{WW_2}$ and sends to WSO_2 (the corresponding sending action is denoted $s_{WSO_2}(ReceiveSB_{WW_2})$);
11. The WS_2 receives the response message $SendPB_{WW_2}$ from WSO_2 through its mail box by its name WS_2 (the corresponding reading action is denoted $r_{WS_2}(SendPB_{WW_2})$);
12. The WS_2 does some local computations mixed some atomic actions by computation logics, including \cdot , $+$, $\&$ and guards, the local computations are included into I_{WS_2} , which is the set of all local atomic actions;
13. When the local computations are finished, the WS_2 generates the output messages $SendPB_{WW_{21}}$ and sends to WS_1 (the corresponding sending action is denoted $s_{WS_1}(SendPB_{WW_{21}})$);

14. The WS_2 receives the response message $PayB_{WW_{21}}$ from WS_1 through its mail box by its name WS_2 (the corresponding reading action is denoted $r_{WS_2}(PayB_{WW_{21}})$);
15. The WS_2 does some local computations mixed some atomic actions by computation logics, including \cdot , $+$, \wp and guards, the local computations are included into I_{WS_2} , which is the set of all local atomic actions;
16. When the local computations are finished, the WS_2 generates the output messages $GetP\&ShipB_{WA_2}$ and sends to WSO_2 (the corresponding sending action is denoted $s_{WSO_2}(GetP\&ShipB_{WW_2})$);
17. The WS_2 receives the response message $GetP\&ShipB_{WW_2}$ from WSO_2 through its mail box by its name WS_2 (the corresponding reading action is denoted $r_{WS_2}(GetP\&ShipB_{WW_2})$);
18. The WS_2 does some local computations mixed some atomic actions by computation logics, including \cdot , $+$, \wp and guards, the local computations are included into I_{WS_2} , which is the set of all local atomic actions;
19. When the local computations are finished, the WS_2 generates the output messages $GetP\&ShipB_{WC_2}$ and sends to WSC (the corresponding sending action is denoted $s_{WSC}(GetP\&ShipB_{WC_2})$), and then processing the messages from WS_1 recursively.

The above process is described as the following state transitions by APTC.

$$WS_2 = r_{WS_2}(RequestLB_{WW_{12}}) \cdot WS_{21}$$

$$WS_{21} = (\{isInitialed(WS_2) = FLALSE\} \cdot \mathbf{new}(WSO_2) + \{isInitialed(WS_2) = TRUE\}) \cdot WS_{22}$$

$$WS_{22} = I_{WS_2} \cdot WS_{23}$$

$$WS_{23} = s_{WSO_2}(ReceiveRB_{WW_2}) \cdot WS_{24}$$

$$WS_{24} = r_{WS_2}(SendLB_{WW_2}) \cdot WS_{25}$$

$$WS_{25} = I_{WS_2} \cdot WS_{26}$$

$$WS_{26} = s_{WS_1}(SendLB_{WW_{21}}) \cdot WS_{27}$$

$$WS_{27} = r_{WS_2}(SendSB_{WW_{12}}) \cdot WS_{28}$$

$$WS_{28} = I_{WS_2} \cdot WS_{29}$$

$$WS_{29} = s_{WSO_2}(ReceiveSB_{WW_2}) \cdot WS_{210}$$

$$WS_{210} = r_{WS_2}(SendPB_{WW_2}) \cdot WS_{211}$$

$$WS_{211} = I_{WS_2} \cdot WS_{212}$$

$$WS_{212} = s_{WS_1}(SendPB_{WW_{21}}) \cdot WS_{213}$$

$$WS_{213} = r_{WS_2}(PayB_{WW_{21}}) \cdot WS_{214}$$

$$WS_{214} = I_{WS_2} \cdot WS_{215}$$

$$WS_{215} = s_{WSO_2}(GetP\&ShipB_{WW_2}) \cdot WS_{216}$$

$$WS_{216} = r_{WS_2}(GetP\&ShipB_{WW_2}) \cdot WS_{217}$$

$$WS_{217} = I_{WS_2} \cdot WS_{218}$$

$$WS_{218} = s_{WSC}(GetP\&ShipB_{WC_2}) \cdot WS_2$$

By use of the algebraic laws of APTC, the WS_2 can be proven exhibiting desired external behaviors.

$$\begin{aligned} \tau_{I_{WS_2}}(\partial_{\emptyset}(WS_2)) &= r_{WS_2}(RequestLB_{WW_{12}}) \cdot s_{WSO_2}(ReceiveRB_{WW_2}) \\ &\cdot r_{WS_2}(SendLB_{WW_2}) \cdot s_{WS_1}(SendLB_{WW_{21}}) \cdot r_{WS_2}(SendSB_{WW_{12}}) \\ &\cdot s_{WSO_2}(ReceiveSB_{WW_2}) \cdot r_{WS_2}(SendPB_{WW_2}) \cdot s_{WS_1}(SendPB_{WW_{21}}) \\ &\cdot r_{WS_2}(PayB_{WW_{21}}) \cdot s_{WSO_2}(GetP\&ShipB_{WW_2}) \cdot r_{WS_2}(GetP\&ShipB_{WW_2}) \\ &\cdot s_{WSC}(GetP\&ShipB_{WC}) \cdot \tau_{I_{WS_2}}(\partial_{\emptyset}(WS_2)) \end{aligned}$$

With I_{WS_2} extended to $I_{WS_2} \cup \{\{isInitialed(WS_2) = FLALSE\}, \{isInitialed(WS_2) = TRUE\}\}$.

7.3.7 BuyingBooks WSC

After WSC is created, the typical process is as follows.

1. The WSC receives the initialization message DI_{WSC} from the outside through its mail box by its name WSC (the corresponding reading action is denoted $r_{WSC}(DI_{WSC})$);
2. The WSC may create its WSs through actions $\mathbf{new}(WS_1) \parallel \mathbf{new}(WS_2)$ if it is not initialized;
3. The WSC does some local computations mixed some atomic actions by computation logics, including \cdot , $+$, \wp and guards, the local computations are included into I_{WSC} , which is the set of all local atomic actions;
4. When the local computations are finished, the WSC generates the output messages $ReBuyingBooks_{WC_1}$ and sends to WS_1 (the corresponding sending action is denoted $s_{WS_1}(ReBuyingBooks_{WC_1})$);
5. The WSC receives the result message $GetP\&ShipB_{WC_2}$ from WS_2 through its mail box by its name WSC (the corresponding reading action is denoted $r_{WSC}(GetP\&ShipB_{WC_2})$);
6. The WSC does some local computations mixed some atomic actions by computation logics, including \cdot , $+$, \wp and guards, the local computations are included into I_{WSC} , which is the set of all local atomic actions;
7. When the local computations are finished, the WSC generates the output messages DO_{WSC} and sends to the outside (the corresponding sending action is denoted $s_O(DO_{WSC})$), and then processes the next message from the outside.

The above process is described as the following state transitions by APTC.

$$WSC = r_{WSC}(DI_{WSC}) \cdot WSC_1$$

$$WSC_1 = (\{isInitialed(WSC) = FLALSE\} \cdot (\mathbf{new}(WS_1) \parallel \mathbf{new}(WS_2)) + \{isInitialed(WSC) = TRUE\}) \cdot WSC_2$$

$$WSC_2 = I_{WSC} \cdot WSC_3$$

$$WSC_3 = s_{WS_1}(ReBuyingBooks_{WC_1}) \cdot WSC_4$$

$$WSC_4 = r_{WSC}(GetP\&ShipB_{WC_2}) \cdot WSC_5$$

$$WSC_5 = I_{WSC} \cdot WSC_6$$

$$WSC_6 = s_O(DO_{WSC}) \cdot WSC$$

By use of the algebraic laws of APTC, the WSC can be proven exhibiting desired external behaviors.

$$\tau_{I_{WSC}}(\partial_{\emptyset}(WSC)) = r_{WSC}(DI_{WSC}) \cdot s_{WS_1}(ReBuyingBooks_{WC_1}) \cdot r_{WSC}(GetP\&ShipB_{WC_2}) \cdot s_O(DO_{WSC}) \cdot \tau_{I_{WSC}}(\partial_{\emptyset}(WSC))$$

With I_{WSC} extended to $I_{WSC} \cup \{isInitialed(WSC) = FLALSE\}, \{isInitialed(WSC) = TRUE\}$.

7.3.8 Putting All Together into A Whole

Now, we can put all actors together into a whole, including all AAs, WSOs, WSs, and WSC, according to the buying books example as illustrated in Figure 10. The whole actor system

$$WSC = WSC \quad WS_1 \quad WS_2 \quad WSO_1 \quad WSO_2 \quad AA_{11} \quad AA_{12} \quad AA_{13} \quad AA_{14} \quad AA_{15}$$

$AA_{21} \quad AA_{22} \quad AA_{23} \quad AA_{24} \quad AA_{25}$ can be represented by the following process term of APTC.

$$\tau_I(\partial_H(WSC)) = \tau_I(\partial_H(WSC \ \& \ WS_1 \ \& \ WS_2 \ \& \ WSO_1 \ \& \ WSO_2 \ \& \ AA_{11} \ \& \ AA_{12} \ \& \ AA_{13} \ \& \ AA_{14} \ \& \ AA_{15} \ \& \ AA_{21} \ \& \ AA_{22} \ \& \ AA_{23} \ \& \ AA_{24} \ \& \ AA_{25}))$$

Among all the actors, there are synchronous communications. The actor's reading and to the same actor's sending actions with the same type messages may cause communications. If to the actor's sending action occurs before the the same actions reading action, an asynchronous communication will occur; otherwise, a deadlock δ will be caused.

There are seven kinds of asynchronous communications as follows.

(1) The communications between WSO_1 and its AAs with the following constraints.

$$\begin{aligned} s_{AA_{11}}(RequestLB_{WA_1}) &\leq r_{AA_{11}}(RequestLB_{WA_1}) \\ s_{WSO_1}(RequestLB_{AW_1}) &\leq r_{WSO_1}(RequestLB_{AW_1}) \\ s_{AA_{12}}(ReceiveLB_{WA_1}) &\leq r_{AA_{12}}(ReceiveLB_{WA_1}) \\ s_{WSO_1}(ReceiveLB_{AW_1}) &\leq r_{WSO_1}(ReceiveLB_{AW_1}) \\ s_{AA_{13}}(SendSB_{WA_1}) &\leq r_{AA_{13}}(SendSB_{WA_1}) \\ s_{WSO_1}(SendSB_{AW_1}) &\leq r_{WSO_1}(SendSB_{AW_1}) \\ s_{AA_{14}}(ReceivePB_{WA_1}) &\leq r_{AA_{14}}(ReceivePB_{WA_1}) \\ s_{WSO_1}(ReceivePB_{AW_1}) &\leq r_{WSO_1}(ReceivePB_{AW_1}) \\ s_{AA_{15}}(PayB_{WA_1}) &\leq r_{AA_{15}}(PayB_{WA_1}) \\ s_{WSO_1}(PayB_{AW_1}) &\leq r_{WSO_1}(PayB_{AW_1}) \end{aligned}$$

(2) The communications between WSO_1 and its interface WS WS_1 with the following constraints.

$$\begin{aligned} s_{WSO_1}(ReBuyingBooks_{WW_1}) &\leq r_{WSO_1}(ReBuyingBooks_{WW_1}) \\ s_{WS_1}(RequestLB_{WW_1}) &\leq r_{WS_1}(RequestLB_{WW_1}) \\ s_{WSO_1}(ReceiveLB_{WW_1}) &\leq r_{WSO_1}(ReceiveLB_{WW_1}) \\ s_{WS_1}(SendSB_{WW_1}) &\leq r_{WS_1}(SendSB_{WW_1}) \\ s_{WSO_1}(ReceivePB_{WW_1}) &\leq r_{WSO_1}(ReceivePB_{WW_1}) \end{aligned}$$

$$s_{WS_1}(\text{Pay}B_{WW_1}) \leq r_{WS_1}(\text{Pay}B_{WW_1})$$

(3) The communications between WSO_2 and its AAs with the following constraints.

$$s_{AA_{21}}(\text{Receive}RB_{WA_2}) \leq r_{AA_{21}}(\text{Receive}RB_{WA_2})$$

$$s_{WSO_2}(\text{Receive}RB_{AW_2}) \leq r_{WSO_2}(\text{Receive}RB_{AW_2})$$

$$s_{AA_{22}}(\text{Send}LB_{WA_2}) \leq r_{AA_{22}}(\text{Send}LB_{WA_2})$$

$$s_{WSO_2}(\text{Send}LB_{AW_2}) \leq r_{WSO_2}(\text{Send}LB_{AW_2})$$

$$s_{AA_{23}}(\text{Receive}SB_{WA_2}) \leq r_{AA_{23}}(\text{Receive}SB_{WA_2})$$

$$s_{WSO_2}(\text{Receive}SB_{AW_2}) \leq r_{WSO_2}(\text{Receive}SB_{AW_2})$$

$$s_{AA_{24}}(\text{Send}PB_{WA_2}) \leq r_{AA_{24}}(\text{Send}PB_{WA_2})$$

$$s_{WSO_2}(\text{Send}PB_{AW_2}) \leq r_{WSO_2}(\text{Send}PB_{AW_2})$$

$$s_{AA_{25}}(\text{GetP\&Ship}B_{WA_2}) \leq r_{AA_{25}}(\text{GetP\&Ship}B_{WA_2})$$

$$s_{WSO_2}(\text{GetP\&Ship}B_{AW_2}) \leq r_{WSO_2}(\text{GetP\&Ship}B_{AW_2})$$

(4) The communications between WSO_2 and its interface $WS\ WS_2$ with the following constraints.

$$s_{WSO_2}(\text{Receive}RB_{WW_2}) \leq r_{WSO_2}(\text{Receive}RB_{WW_2})$$

$$s_{WS_2}(\text{Send}LB_{WW_2}) \leq r_{WS_2}(\text{Send}LB_{WW_2})$$

$$s_{WSO_2}(\text{Receive}SB_{WW_2}) \leq r_{WSO_2}(\text{Receive}SB_{WW_2})$$

$$s_{WS_2}(\text{Send}PB_{WW_2}) \leq r_{WS_2}(\text{Send}PB_{WW_2})$$

$$s_{WSO_2}(\text{Send}PB_{WW_2}) \leq r_{WSO_2}(\text{Send}PB_{WW_2})$$

$$s_{WS_2}(\text{GetP\&Ship}B_{WW_2}) \leq r_{WS_2}(\text{GetP\&Ship}B_{WW_2})$$

(5) The communications between WS_1 and WS_2 with the following constraints.

$$s_{WS_2}(\text{Request}LB_{WW_{12}}) \leq r_{WS_2}(\text{Request}LB_{WW_{12}})$$

$$s_{WS_1}(\text{Send}LB_{WW_{21}}) \leq r_{WS_1}(\text{Send}LB_{WW_{21}})$$

$$s_{WS_2}(\text{Send}SB_{WW_{12}}) \leq r_{WS_2}(\text{Send}SB_{WW_{12}})$$

$$s_{WS_1}(\text{Send}PB_{WW_{21}}) \leq r_{WS_1}(\text{Send}PB_{WW_{21}})$$

$$s_{WS_2}(\text{Pay}B_{WW_{12}}) \leq r_{WS_2}(\text{Pay}B_{WW_{12}})$$

(6) The communications between WS_1 and its WSC WSC with the following constraints.

$$s_{WS_1}(\text{ReBuying}Books_{WC_1}) \leq r_{WS_1}(\text{ReBuying}Books_{WC_1})$$

(7) The communications between WS_2 and its WSC WSC with the following constraints.

$$s_{WSC}(\text{GetP\&Ship}B_{WC}) \leq r_{WSC}(\text{GetP\&Ship}B_{WC})$$

So, the set H and I can be defined as follows.

$$\begin{aligned} H = \{ & s_{AA_{11}}(\text{Request}LB_{WA_1}), r_{AA_{11}}(\text{Request}LB_{WA_1}), \\ & s_{WSO_1}(\text{Request}LB_{AW_1}), r_{WSO_1}(\text{Request}LB_{AW_1}), \\ & s_{AA_{12}}(\text{Receive}LB_{WA_1}), r_{AA_{12}}(\text{Receive}LB_{WA_1}), \\ & s_{WSO_1}(\text{Receive}LB_{AW_1}), r_{WSO_1}(\text{Receive}LB_{AW_1}), \\ & s_{AA_{13}}(\text{Send}SB_{WA_1}), r_{AA_{13}}(\text{Send}SB_{WA_1}), \end{aligned}$$

$s_{WSO_1}(\text{SendSB}_{AW_1}), r_{WSO_1}(\text{SendSB}_{AW_1}),$
 $s_{AA_{14}}(\text{ReceivePB}_{WA_1}), r_{AA_{14}}(\text{ReceivePB}_{WA_1}),$
 $s_{WSO_1}(\text{ReceivePB}_{AW_1}), r_{WSO_1}(\text{ReceivePB}_{AW_1}),$
 $s_{AA_{15}}(\text{PayB}_{WA_1}), r_{AA_{15}}(\text{PayB}_{WA_1}),$
 $s_{WSO_1}(\text{PayB}_{AW_1}), r_{WSO_1}(\text{PayB}_{AW_1}),$
 $s_{WSO_1}(\text{ReBuyingBooks}_{WW_1}), r_{WSO_1}(\text{ReBuyingBooks}_{WW_1}),$
 $s_{WS_1}(\text{RequestLB}_{WW_1}), r_{WS_1}(\text{RequestLB}_{WW_1}),$
 $s_{WSO_1}(\text{ReceiveLB}_{WW_1}), r_{WSO_1}(\text{ReceiveLB}_{WW_1}),$
 $s_{WS_1}(\text{SendSB}_{WW_1}), r_{WS_1}(\text{SendSB}_{WW_1}),$
 $s_{WSO_1}(\text{ReceivePB}_{WW_1}), r_{WSO_1}(\text{ReceivePB}_{WW_1}),$
 $s_{WS_1}(\text{PayB}_{WW_1}), r_{WS_1}(\text{PayB}_{WW_1}),$
 $s_{AA_{21}}(\text{ReceiveRB}_{WA_2}), r_{AA_{21}}(\text{ReceiveRB}_{WA_2}),$
 $s_{WSO_2}(\text{ReceiveRB}_{AW_2}), r_{WSO_2}(\text{ReceiveRB}_{AW_2}),$
 $s_{AA_{22}}(\text{SendLB}_{WA_2}), r_{AA_{22}}(\text{SendLB}_{WA_2}),$
 $s_{WSO_2}(\text{SendLB}_{AW_2}), r_{WSO_2}(\text{SendLB}_{AW_2}),$
 $s_{AA_{23}}(\text{ReceiveSB}_{WA_2}), r_{AA_{23}}(\text{ReceiveSB}_{WA_2}),$
 $s_{WSO_2}(\text{ReceiveSB}_{AW_2}), r_{WSO_2}(\text{ReceiveSB}_{AW_2}),$
 $s_{AA_{24}}(\text{SendPB}_{WA_2}), r_{AA_{24}}(\text{SendPB}_{WA_2}),$
 $s_{WSO_2}(\text{SendPB}_{AW_2}), r_{WSO_2}(\text{SendPB}_{AW_2}),$
 $s_{AA_{25}}(\text{GetP\&ShipB}_{WA_2}), r_{AA_{25}}(\text{GetP\&ShipB}_{WA_2}),$
 $s_{WSO_2}(\text{GetP\&ShipB}_{AW_2}), r_{WSO_2}(\text{GetP\&ShipB}_{AW_2}),$
 $s_{WSO_2}(\text{ReceiveRB}_{WW_2}), r_{WSO_2}(\text{ReceiveRB}_{WW_2}),$
 $s_{WS_2}(\text{SendLB}_{WW_2}), r_{WS_2}(\text{SendLB}_{WW_2}),$
 $s_{WSO_2}(\text{ReceiveSB}_{WW_2}), r_{WSO_2}(\text{ReceiveSB}_{WW_2}),$
 $s_{WS_2}(\text{SendPB}_{WW_2}), r_{WS_2}(\text{SendPB}_{WW_2}),$
 $s_{WSO_2}(\text{SendPB}_{WW_2}), r_{WSO_2}(\text{SendPB}_{WW_2}),$
 $s_{WS_2}(\text{GetP\&ShipB}_{WW_2}), r_{WS_2}(\text{GetP\&ShipB}_{WW_2}),$
 $s_{WS_2}(\text{RequestLB}_{WW_{12}}), r_{WS_2}(\text{RequestLB}_{WW_{12}}),$
 $s_{WS_1}(\text{SendLB}_{WW_{21}}), r_{WS_1}(\text{SendLB}_{WW_{21}}),$
 $s_{WS_2}(\text{SendSB}_{WW_{12}}), r_{WS_2}(\text{SendSB}_{WW_{12}}),$
 $s_{WS_1}(\text{SendPB}_{WW_{21}}), r_{WS_1}(\text{SendPB}_{WW_{21}}),$
 $s_{WS_2}(\text{PayB}_{WW_{12}}), r_{WS_2}(\text{PayB}_{WW_{12}}),$
 $s_{WS_1}(\text{ReBuyingBooks}_{WC_1}), r_{WS_1}(\text{ReBuyingBooks}_{WC_1}),$
 $s_{WSC}(\text{GetP\&ShipB}_{WC}), r_{WSC}(\text{GetP\&ShipB}_{WC})$
 $|s_{AA_{11}}(\text{RequestLB}_{WA_1}) \not\leq r_{AA_{11}}(\text{RequestLB}_{WA_1}),$
 $s_{WSO_1}(\text{RequestLB}_{AW_1}) \not\leq r_{WSO_1}(\text{RequestLB}_{AW_1}),$
 $s_{AA_{12}}(\text{ReceiveLB}_{WA_1}) \not\leq r_{AA_{12}}(\text{ReceiveLB}_{WA_1}),$
 $s_{WSO_1}(\text{ReceiveLB}_{AW_1}) \not\leq r_{WSO_1}(\text{ReceiveLB}_{AW_1}),$
 $s_{AA_{13}}(\text{SendSB}_{WA_1}) \not\leq r_{AA_{13}}(\text{SendSB}_{WA_1}),$
 $s_{WSO_1}(\text{SendSB}_{AW_1}) \not\leq r_{WSO_1}(\text{SendSB}_{AW_1}),$
 $s_{AA_{14}}(\text{ReceivePB}_{WA_1}) \not\leq r_{AA_{14}}(\text{ReceivePB}_{WA_1}),$
 $s_{WSO_1}(\text{ReceivePB}_{AW_1}) \not\leq r_{WSO_1}(\text{ReceivePB}_{AW_1}),$
 $s_{AA_{15}}(\text{PayB}_{WA_1}) \not\leq r_{AA_{15}}(\text{PayB}_{WA_1}),$
 $s_{WSO_1}(\text{PayB}_{AW_1}) \not\leq r_{WSO_1}(\text{PayB}_{AW_1}),$
 $s_{WSO_1}(\text{ReBuyingBooks}_{WW_1}) \not\leq r_{WSO_1}(\text{ReBuyingBooks}_{WW_1}),$
 $s_{WS_1}(\text{RequestLB}_{WW_1}) \not\leq r_{WS_1}(\text{RequestLB}_{WW_1}),$

$s_{WSO_1}(ReceiveLB_{WW_1}) \not\leq r_{WSO_1}(ReceiveLB_{WW_1}),$
 $s_{WS_1}(SendSB_{WW_1}) \not\leq r_{WS_1}(SendSB_{WW_1}),$
 $s_{WSO_1}(ReceivePB_{WW_1}) \not\leq r_{WSO_1}(ReceivePB_{WW_1}),$
 $s_{WS_1}(PayB_{WW_1}) \not\leq r_{WS_1}(PayB_{WW_1}),$
 $s_{AA_{21}}(ReceiveRB_{WA_2}) \not\leq r_{AA_{21}}(ReceiveRB_{WA_2}),$
 $s_{WSO_2}(ReceiveRB_{AW_2}) \not\leq r_{WSO_2}(ReceiveRB_{AW_2}),$
 $s_{AA_{22}}(SendLB_{WA_2}) \not\leq r_{AA_{22}}(SendLB_{WA_2}),$
 $s_{WSO_2}(SendLB_{AW_2}) \not\leq r_{WSO_2}(SendLB_{AW_2}),$
 $s_{AA_{23}}(ReceiveSB_{WA_2}) \not\leq r_{AA_{23}}(ReceiveSB_{WA_2}),$
 $s_{WSO_2}(ReceiveSB_{AW_2}) \not\leq r_{WSO_2}(ReceiveSB_{AW_2}),$
 $s_{AA_{24}}(SendPB_{WA_2}) \not\leq r_{AA_{24}}(SendPB_{WA_2}),$
 $s_{WSO_2}(SendPB_{AW_2}) \not\leq r_{WSO_2}(SendPB_{AW_2}),$
 $s_{AA_{25}}(GetP\&ShipB_{WA_2}) \not\leq r_{AA_{25}}(GetP\&ShipB_{WA_2}),$
 $s_{WSO_2}(GetP\&ShipB_{AW_2}) \not\leq r_{WSO_2}(GetP\&ShipB_{AW_2}),$
 $s_{WSO_2}(ReceiveRB_{WW_2}) \not\leq r_{WSO_2}(ReceiveRB_{WW_2}),$
 $s_{WS_2}(SendLB_{WW_2}) \not\leq r_{WS_2}(SendLB_{WW_2}),$
 $s_{WSO_2}(ReceiveSB_{WW_2}) \not\leq r_{WSO_2}(ReceiveSB_{WW_2}),$
 $s_{WS_2}(SendPB_{WW_2}) \not\leq r_{WS_2}(SendPB_{WW_2}),$
 $s_{WSO_2}(SendPB_{WW_2}) \not\leq r_{WSO_2}(SendPB_{WW_2}),$
 $s_{WS_2}(GetP\&ShipB_{WW_2}) \not\leq r_{WS_2}(GetP\&ShipB_{WW_2}),$
 $s_{WS_2}(RequestLB_{WW_{12}}) \not\leq r_{WS_2}(RequestLB_{WW_{12}}),$
 $s_{WS_1}(SendLB_{WW_{21}}) \not\leq r_{WS_1}(SendLB_{WW_{21}}),$
 $s_{WS_2}(SendSB_{WW_{12}}) \not\leq r_{WS_2}(SendSB_{WW_{12}}),$
 $s_{WS_1}(SendPB_{WW_{21}}) \not\leq r_{WS_1}(SendPB_{WW_{21}}),$
 $s_{WS_2}(PayB_{WW_{12}}) \not\leq r_{WS_2}(PayB_{WW_{12}}),$
 $s_{WS_1}(ReBuyingBooks_{WC_1}) \not\leq r_{WS_1}(ReBuyingBooks_{WC_1}),$
 $s_{WSC}(GetP\&ShipB_{WC}) \not\leq r_{WSC}(GetP\&ShipB_{WC})$

$I = \{s_{AA_{11}}(RequestLB_{WA_1}), r_{AA_{11}}(RequestLB_{WA_1}),$
 $s_{WSO_1}(RequestLB_{AW_1}), r_{WSO_1}(RequestLB_{AW_1}),$
 $s_{AA_{12}}(ReceiveLB_{WA_1}), r_{AA_{12}}(ReceiveLB_{WA_1}),$
 $s_{WSO_1}(ReceiveLB_{AW_1}), r_{WSO_1}(ReceiveLB_{AW_1}),$
 $s_{AA_{13}}(SendSB_{WA_1}), r_{AA_{13}}(SendSB_{WA_1}),$
 $s_{WSO_1}(SendSB_{AW_1}), r_{WSO_1}(SendSB_{AW_1}),$
 $s_{AA_{14}}(ReceivePB_{WA_1}), r_{AA_{14}}(ReceivePB_{WA_1}),$
 $s_{WSO_1}(ReceivePB_{AW_1}), r_{WSO_1}(ReceivePB_{AW_1}),$
 $s_{AA_{15}}(PayB_{WA_1}), r_{AA_{15}}(PayB_{WA_1}),$
 $s_{WSO_1}(PayB_{AW_1}), r_{WSO_1}(PayB_{AW_1}),$
 $s_{WSO_1}(ReBuyingBooks_{WW_1}), r_{WSO_1}(ReBuyingBooks_{WW_1}),$
 $s_{WS_1}(RequestLB_{WW_1}), r_{WS_1}(RequestLB_{WW_1}),$
 $s_{WSO_1}(ReceiveLB_{WW_1}), r_{WSO_1}(ReceiveLB_{WW_1}),$
 $s_{WS_1}(SendSB_{WW_1}), r_{WS_1}(SendSB_{WW_1}),$
 $s_{WSO_1}(ReceivePB_{WW_1}), r_{WSO_1}(ReceivePB_{WW_1}),$
 $s_{WS_1}(PayB_{WW_1}), r_{WS_1}(PayB_{WW_1}),$
 $s_{AA_{21}}(ReceiveRB_{WA_2}), r_{AA_{21}}(ReceiveRB_{WA_2}),$
 $s_{WSO_2}(ReceiveRB_{AW_2}), r_{WSO_2}(ReceiveRB_{AW_2}),$
 $s_{AA_{22}}(SendLB_{WA_2}), r_{AA_{22}}(SendLB_{WA_2}),$

$s_{WSO_2}(\text{Send}LB_{AW_2}), r_{WSO_2}(\text{Send}LB_{AW_2}),$
 $s_{AA_{23}}(\text{Receive}SB_{WA_2}), r_{AA_{23}}(\text{Receive}SB_{WA_2}),$
 $s_{WSO_2}(\text{Receive}SB_{AW_2}), r_{WSO_2}(\text{Receive}SB_{AW_2}),$
 $s_{AA_{24}}(\text{Send}PB_{WA_2}), r_{AA_{24}}(\text{Send}PB_{WA_2}),$
 $s_{WSO_2}(\text{Send}PB_{AW_2}), r_{WSO_2}(\text{Send}PB_{AW_2}),$
 $s_{AA_{25}}(\text{Get}P\&\text{Ship}B_{WA_2}), r_{AA_{25}}(\text{Get}P\&\text{Ship}B_{WA_2}),$
 $s_{WSO_2}(\text{Get}P\&\text{Ship}B_{AW_2}), r_{WSO_2}(\text{Get}P\&\text{Ship}B_{AW_2}),$
 $s_{WSO_2}(\text{Receive}RB_{WW_2}), r_{WSO_2}(\text{Receive}RB_{WW_2}),$
 $s_{WS_2}(\text{Send}LB_{WW_2}), r_{WS_2}(\text{Send}LB_{WW_2}),$
 $s_{WSO_2}(\text{Receive}SB_{WW_2}), r_{WSO_2}(\text{Receive}SB_{WW_2}),$
 $s_{WS_2}(\text{Send}PB_{WW_2}), r_{WS_2}(\text{Send}PB_{WW_2}),$
 $s_{WSO_2}(\text{Send}PB_{WW_2}), r_{WSO_2}(\text{Send}PB_{WW_2}),$
 $s_{WS_2}(\text{Get}P\&\text{Ship}B_{WW_2}), r_{WS_2}(\text{Get}P\&\text{Ship}B_{WW_2}),$
 $s_{WS_2}(\text{Request}LB_{WW_{12}}), r_{WS_2}(\text{Request}LB_{WW_{12}}),$
 $s_{WS_1}(\text{Send}LB_{WW_{21}}), r_{WS_1}(\text{Send}LB_{WW_{21}}),$
 $s_{WS_2}(\text{Send}SB_{WW_{12}}), r_{WS_2}(\text{Send}SB_{WW_{12}}),$
 $s_{WS_1}(\text{Send}PB_{WW_{21}}), r_{WS_1}(\text{Send}PB_{WW_{21}}),$
 $s_{WS_2}(\text{Pay}B_{WW_{12}}), r_{WS_2}(\text{Pay}B_{WW_{12}}),$
 $s_{WS_1}(\text{Re}BuyingBooks_{WC_1}), r_{WS_1}(\text{Re}BuyingBooks_{WC_1}),$
 $s_{WSC}(\text{Get}P\&\text{Ship}B_{WC}), r_{WSC}(\text{Get}P\&\text{Ship}B_{WC})$
 $|s_{AA_{11}}(\text{Request}LB_{WA_1}) \leq r_{AA_{11}}(\text{Request}LB_{WA_1}),$
 $s_{WSO_1}(\text{Request}LB_{AW_1}) \leq r_{WSO_1}(\text{Request}LB_{AW_1}),$
 $s_{AA_{12}}(\text{Receive}LB_{WA_1}) \leq r_{AA_{12}}(\text{Receive}LB_{WA_1}),$
 $s_{WSO_1}(\text{Receive}LB_{AW_1}) \leq r_{WSO_1}(\text{Receive}LB_{AW_1}),$
 $s_{AA_{13}}(\text{Send}SB_{WA_1}) \leq r_{AA_{13}}(\text{Send}SB_{WA_1}),$
 $s_{WSO_1}(\text{Send}SB_{AW_1}) \leq r_{WSO_1}(\text{Send}SB_{AW_1}),$
 $s_{AA_{14}}(\text{Receive}PB_{WA_1}) \leq r_{AA_{14}}(\text{Receive}PB_{WA_1}),$
 $s_{WSO_1}(\text{Receive}PB_{AW_1}) \leq r_{WSO_1}(\text{Receive}PB_{AW_1}),$
 $s_{AA_{15}}(\text{Pay}B_{WA_1}) \leq r_{AA_{15}}(\text{Pay}B_{WA_1}),$
 $s_{WSO_1}(\text{Pay}B_{AW_1}) \leq r_{WSO_1}(\text{Pay}B_{AW_1}),$
 $s_{WSO_1}(\text{Re}BuyingBooks_{WW_1}) \leq r_{WSO_1}(\text{Re}BuyingBooks_{WW_1}),$
 $s_{WS_1}(\text{Request}LB_{WW_1}) \leq r_{WS_1}(\text{Request}LB_{WW_1}),$
 $s_{WSO_1}(\text{Receive}LB_{WW_1}) \leq r_{WSO_1}(\text{Receive}LB_{WW_1}),$
 $s_{WS_1}(\text{Send}SB_{WW_1}) \leq r_{WS_1}(\text{Send}SB_{WW_1}),$
 $s_{WSO_1}(\text{Receive}PB_{WW_1}) \leq r_{WSO_1}(\text{Receive}PB_{WW_1}),$
 $s_{WS_1}(\text{Pay}B_{WW_1}) \leq r_{WS_1}(\text{Pay}B_{WW_1}),$
 $s_{AA_{21}}(\text{Receive}RB_{WA_2}) \leq r_{AA_{21}}(\text{Receive}RB_{WA_2}),$
 $s_{WSO_2}(\text{Receive}RB_{AW_2}) \leq r_{WSO_2}(\text{Receive}RB_{AW_2}),$
 $s_{AA_{22}}(\text{Send}LB_{WA_2}) \leq r_{AA_{22}}(\text{Send}LB_{WA_2}),$
 $s_{WSO_2}(\text{Send}LB_{AW_2}) \leq r_{WSO_2}(\text{Send}LB_{AW_2}),$
 $s_{AA_{23}}(\text{Receive}SB_{WA_2}) \leq r_{AA_{23}}(\text{Receive}SB_{WA_2}),$
 $s_{WSO_2}(\text{Receive}SB_{AW_2}) \leq r_{WSO_2}(\text{Receive}SB_{AW_2}),$
 $s_{AA_{24}}(\text{Send}PB_{WA_2}) \leq r_{AA_{24}}(\text{Send}PB_{WA_2}),$
 $s_{WSO_2}(\text{Send}PB_{AW_2}) \leq r_{WSO_2}(\text{Send}PB_{AW_2}),$
 $s_{AA_{25}}(\text{Get}P\&\text{Ship}B_{WA_2}) \leq r_{AA_{25}}(\text{Get}P\&\text{Ship}B_{WA_2}),$
 $s_{WSO_2}(\text{Get}P\&\text{Ship}B_{AW_2}) \leq r_{WSO_2}(\text{Get}P\&\text{Ship}B_{AW_2}),$

$$\begin{aligned}
& s_{WSO_2}(ReceiveRB_{WW_2}) \leq r_{WSO_2}(ReceiveRB_{WW_2}), \\
& s_{WS_2}(SendLB_{WW_2}) \leq r_{WS_2}(SendLB_{WW_2}), \\
& s_{WSO_2}(ReceiveSB_{WW_2}) \leq r_{WSO_2}(ReceiveSB_{WW_2}), \\
& s_{WS_2}(SendPB_{WW_2}) \leq r_{WS_2}(SendPB_{WW_2}), \\
& s_{WSO_2}(SendPB_{WW_2}) \leq r_{WSO_2}(SendPB_{WW_2}), \\
& s_{WS_2}(GetP\&ShipB_{WW_2}) \leq r_{WS_2}(GetP\&ShipB_{WW_2}), \\
& s_{WS_2}(RequestLB_{WW_{12}}) \leq r_{WS_2}(RequestLB_{WW_{12}}), \\
& s_{WS_1}(SendLB_{WW_{21}}) \leq r_{WS_1}(SendLB_{WW_{21}}), \\
& s_{WS_2}(SendSB_{WW_{12}}) \leq r_{WS_2}(SendSB_{WW_{12}}), \\
& s_{WS_1}(SendPB_{WW_{21}}) \leq r_{WS_1}(SendPB_{WW_{21}}), \\
& s_{WS_2}(PayB_{WW_{12}}) \leq r_{WS_2}(PayB_{WW_{12}}), \\
& s_{WS_1}(ReBuyingBooks_{WC_1}) \leq r_{WS_1}(ReBuyingBooks_{WC_1}), \\
& s_{WSC}(GetP\&ShipB_{WC}) \leq r_{WSC}(GetP\&ShipB_{WC}) \} \\
& \cup I_{AA_{11}} \cup I_{AA_{12}} \cup I_{AA_{13}} \cup I_{AA_{14}} \cup I_{AA_{15}} \cup I_{AA_{21}} \cup I_{AA_{22}} \cup I_{AA_{23}} \cup I_{AA_{24}} \cup I_{AA_{25}} \cup I_{WSO_1} \cup I_{WSO_2} \cup \\
& I_{WS_1} \cup I_{WS_2} \cup I_{WSC}
\end{aligned}$$

Then, we can get the following conclusion.

Theorem 7.1. *The whole actor system of buying books example illustrated in Figure 10 can exhibit desired external behaviors.*

Proof. By use of the algebraic laws of APTC, we can prove the following equation:

$$\begin{aligned}
& \tau_I(\partial_H(WSC)) \\
& = \tau_I(\partial_H(WSC \ \wp \ WS_1 \ \wp \ WS_2 \ \wp \ WSO_1 \ \wp \ WSO_2 \ \wp \ AA_{11} \ \wp \ AA_{12} \ \wp \ AA_{13} \ \wp \ AA_{14} \ \wp \ AA_{15} \ \wp \\
& AA_{21} \ \wp \ AA_{22} \ \wp \ AA_{23} \ \wp \ AA_{24} \ \wp \ AA_{25})) \\
& = r_{WSC}(DI_{WSC}) \cdot s_O(DO_{WSC}) \cdot \tau_I(\partial_H(WSC \ \wp \ WS_1 \ \wp \ WS_2 \ \wp \ WSO_1 \ \wp \ WSO_2 \ \wp \ AA_{11} \ \wp \\
& AA_{12} \ \wp \ AA_{13} \ \wp \ AA_{14} \ \wp \ AA_{15} \ \wp \ AA_{21} \ \wp \ AA_{22} \ \wp \ AA_{23} \ \wp \ AA_{24} \ \wp \ AA_{25})) \\
& = r_{WSC}(DI_{WSC}) \cdot s_O(DO_{WSC}) \cdot \tau_I(\partial_H(WSC))
\end{aligned}$$

For the details of the proof, we omit them, please refer to section 2.10. □

8 Process Algebra Based Actor Model of QoS-aware Web Service Orchestration Engine

In this chapter, we will use the process algebra based actor model to model and verify QoS-aware Web Service orchestration engine based on the previous work [21]. In section 8.1, we introduce the requirements of QoS-aware Web Service orchestration engine; we model the QoS-aware Web Service orchestration engine by use of the new actor model in section 8.2; finally, we take an example to show the usage of the model in section 8.3.

8.1 Requirements of QoS-aware Web Service Orchestration Engine

Web Service (WS) is a distributed component which emerged about ten years ago, which uses WSDL as its interface description language, SOAP as its communication protocol and UDDI as its directory service. Because WS uses the Web as its provision platform, it is suitable to be used to develop cross-organizational business integrations.

Cross-organizational business processes are usual forms in e-commerce that orchestrate some business activities into a workflow. WS Orchestration (WSO) provides a solution for such business process based on WS technologies, hereby representing a business process where business activities are modeled as component WSs (a component WS is corresponding to a business activity, it may be an atomic WS or another composite WS).

From a WS viewpoint, WSO provides a workflow-like pattern to orchestrate existing WSs to create a new composite WS, and embodies the added values of WS. In particular, we use the term WSO, rather than another term – WS Composition, because there are also other WS composition patterns, such as WS Choreography (WSC) [19]. However, about WSC and the relationship of WSO and WSC, we do not explain more, because it is not the focus of this chapter, please see chapter 7 for details.

In this chapter, we focus on WSO, exactly, the QoS-aware WSO engine (runtime of WSO) and its formal model. A QoS-aware WSO enables the customers to be satisfied with not only their functional requirements, but also their QoS requirements, such as performance requirements, reliability requirements, security requirements, etc. A single execution of a WSO is called a WSO instance (WSOI). A QoS-aware WSO engine provides runtime supports for WSOs with assurance of QoS implementations. These runtime supports include lifetime operations on a WSO instance, queue processing for requests from the customers and incoming messages delivery to a WSO instance.

WS and WSO are with a continuously changing and evolving environment. The customers, the requirements of the customers, and the component WSs are all changing dynamically. To assure safe adaptation to dynamically changing and evolving requirements, it is important to have a rigorous semantic model of the system: the component WSs, the WSO engine that provides WSO instance management and invocation of the component WSs, the customer accesses, and the interactions among these elements. Using such a model, designs can be analyzed to clarify assumptions that must be met for correct operation.

We give a so-called BuyingBooks example for the scenario of cross-organizational business process integration and use a so-called BookStore WSO to illustrate some related concepts, such as

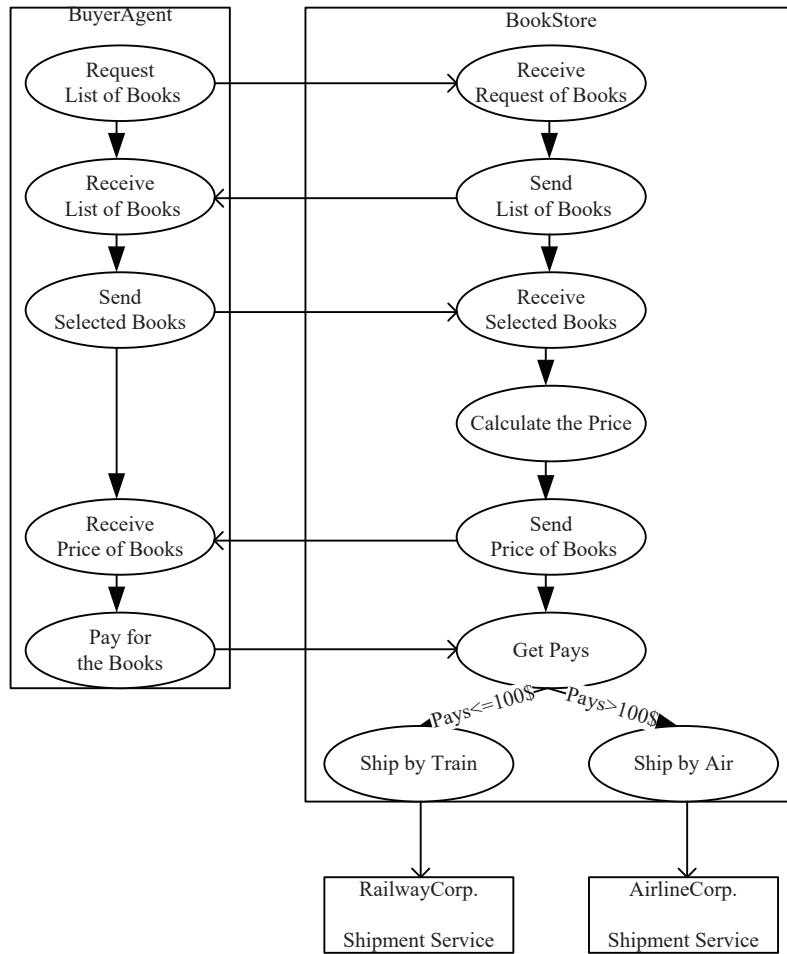


Figure 11: The BuyingBooks example

WSO, activity, etc. And we use the BookStore WSO to explain the formal model we established in the following.

An example is BuyingBooks as Figure 11 shows. We use this BuyingBooks example throughout this paper to illustrate concepts and mechanisms in WS Composition.

In Figure 11, there are four organizations: BuyerAgent, BookStore, RailwayCorp, and AirlineCorp. And each organization has one business process. Exactly, there are two business processes, the business processes in RailwayCorp and AirlineCorp are simplified as just WSs for simpleness without loss of generality. We introduce the business process of BookStore as follows, and the process of BuyerAgent can be understood as contrasts.

1. The BookStore receives request of list of books from the buyer through BuyerAgent;
2. It sends the list of books to the buyer via BuyerAgent;
3. It receives the selected book list by the buyer via BuyerAgent;
4. It calculates the price of the selected books;
5. It sends the price of the selected books to the buyer via BuyerAgent;

6. It gets payments for the books from the buyer via BuyerAgent;
7. If the payments are greater than 100\$, then the BookStore calls the shipment service of AirlineCorp for the shipment of books;
8. Otherwise, the BookStore calls the shipment service of RailwayCorp for the shipment of book. Then the process is ended.

Each business process is implemented by a WSO, for example, the BookStore WSO and BuyerAgent WSO implement BookStore process and BuyerAgent process respectively. Each WSO invokes external WSs through its activities directly. And each WSO is published as a WS to receive the incoming messages.

8.1.1 The Bookstore WSO

The BookStore WSO described by WS-BPEL is given in the Appendix B.

The flow of BookStore WSO is as Figure 11 shows. There are several receive-reply activity pairs and several invoke activities in the BookStore WSO. The QoS requirements are not included in the WS-BPEL description, because these need an extension of WS-BPEL and are out of the scope. In the request message from the BuyerAgent WSO, the QoS requirements, such as the whole execution time threshold and the additional charges, can also be attached, not only the functional parameters.

Another related specification is the WSDL description of the interface WS for BuyingBooks WSO. Because we focus on WS composition, this WSDL specification is omitted.

8.1.2 Architecture of A Typical QoS-aware WSO Engine, QoS-WSOE

In this section, we firstly analyze the requirements of a WSO Engine. And then we discuss problems about QoS management of WS and define the QoS aspects used in this chapter. Finally, we give the architecture of QoS-WSOE and discuss the state transition of a WSO instance.

As the introduction above says, a WSO description language, such as WS-BPEL, has:

- basic constructs called atomic activities to model invocation to an external WS, receiving invocation from an external WS and reply to that WS, and other inner basic functions;
- information and variables exchanged between WSs;
- control flows called structural activities to orchestrate activities;
- other inner transaction processing mechanisms, such as exception definitions and throwing mechanisms, event definitions and response mechanisms.

Therefore, a WSO described by WS-BPEL is a program with WSs as its basic function units and must be enabled by a WSO engine. An execution of a WSO is called an instance of that WSO. The WSO engine can create a new WSO instance according to information included

in a request of a customer via the interface WS (Note that a WSO is encapsulated as a WS also.) of the WSO. Once a WSO instance is created, it has a thread of control to execute independently according to its definition described by a kind of description language, such as WS-BPEL. During its execution, it may create activities to interact with WSs outside and also may do inner processings, such as local variable assignments. When it ends execution, it replies to the customer with its execution outcomes.

In order to provide the adaptability of a WSO, the bindings between its activities and WSs outside are not direct and static. That is, WSs are classified according to ontologies of specific domains and the WSs belonging to the same ontology have same functions and interfaces, and different access points and different QoS. To make this possible, from a system viewpoint, a name and directory service – UDDI is necessary. All WSs with access information and QoS information are registered into a UDDI which classifies WSs by their ontologies to be discovered and invoked in future. UDDI should provide multi interfaces to search WSs registered in for its users, for example, a user can get information of specific set of WSs by providing a service ontology and specific QoS requirements via an interface of the UDDI.

The above mechanisms make QoS-aware service selection possible. In a QoS-aware WSO engine, after a new WSO instance is created, the new WSO instance firstly selects its component WSs according to the QoS requirements provided by the customer and ontologies of component WSs defined in the description file of the WSO by WS-BPEL (the description of QoS and ontologies of component WSs by WS-BPEL, needs an extension of WS-BPEL, but this is out of the scope).

About QoS of a WS, there are various QoS aspects, such as performance QoS, security QoS, reliability QoS, availability QoS, and so on. In this chapter, we use a cost-effective QoS approach. That is, cost QoS is used to measure the costs of one invocation of a WS while response time QoS is used to capture effectiveness of one invocation of a WS. In the following, we assume all WSs are aware of cost-effective QoS.

According to the requirements of a WSO engine discussed above, the architecture of QoS-WSOE is given as Figure 12 shows.

In the architecture of QoS-WSOE, there are external components, such as Client, WS of a WSO, UDDI and component WSs, and inner components, including WSO Instance Manager, WSO Instances, Activities, and Service Selector. Among them, WS of a WSO, UDDI, WSO Instance Manager and Service Selector are permanent components and Client, component WSs, WSO Instances, Activities are transient components. Component WSs are transient components since they are determined after a service selection process is executed by Service Selector.

Through a typical requirement process, we illustrate the functions and relationships of these components.

1. A Client submits its requests including the WSO ontology, input parameters and QoS requirements to the WS of a WSO through SOAP protocol;
2. The WS transmits the requirements from a SOAP message sent by the Client to the WSO Instance Manager using private communication mechanisms;
3. The WSO Instance Manager creates a new WSO Instance including its Activities and transmits the input parameters and the QoS requirements to the new instance;

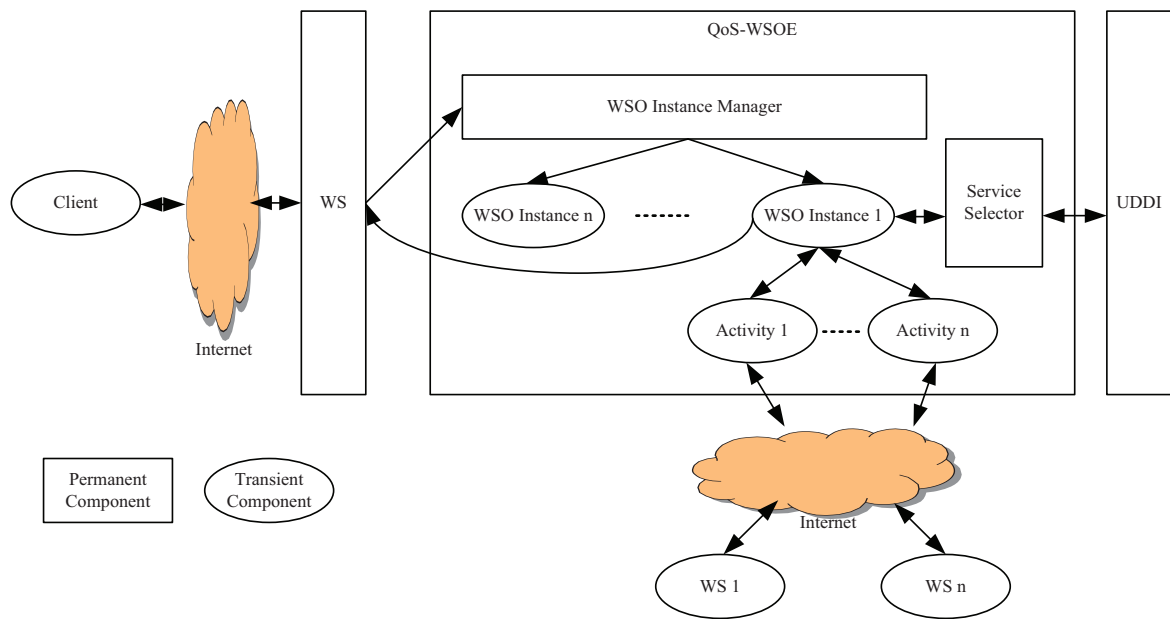


Figure 12: Architecture of QoS-WSOE.

4. The instance transmits ontologies of its component WSs and the QoS requirements to the Service Selector to perform a service selection process via interactions with a UDDI. If the QoS requirements can not be satisfied, the instance replies to the Client to deny this time service;
5. If the QoS requirements can be satisfied, each activity in the WSO Instance is bound to an external WS;
6. The WSO Instance transmits input parameters to each activity for an invocation to its binding WS;
7. After the WSO Instance ends its execution, that is, every invocation to its component WSs by activities in the WSO Instance is returned, the WSO Instance returns the execution outcomes to the Client.

An execution of a WSO is called a WSO instance (WSOI). A WSOI is created when the WSO Instance Manager receive a new request (including the functional parameters and the QoS requirements).

8.2 The New Actor Model of QoS-aware Web Service Orchestration Engine

According to the architecture of QoS-aware Web Service Orchestration Engine, the whole actors system implemented by actors can be divided into five kinds of actors: the WS actors, the Web Service Orchestration Instance Manager actor, the WSO actors, the activity actors, and the service selector actor.

8.2.1 Web Service, WS

A WS is an actor that has the characteristics of an ordinary actor. It acts as a communication bridge between the inner WSO and the outside, and the outside and the inner implementations. After A WS is created, the typical process is as follows.

1. The WS receives the incoming message DI_{WS} from the outside through its mail box by its name WS (the corresponding reading action is denoted $r_{WS}(DI_{WS})$);
2. The WS may invokes the inner implementations, and does some local computations mixed some atomic actions by computation logics, including \cdot , $+$, \wp and guards, the local computations are included into I_{WS} , which is the set of all local atomic actions;
3. When the local computations are finished, the WS generates the output messages and may send to the outside (the corresponding sending actions are distinct by the names of the outside actors, and also the names of messages), and then processes the next message from the outside.

The above process is described as the following state transition skeletons by APTC.

$$WS = r_{WS}(DI_{WS}) \cdot WS_1$$

$$WS_1 = I_{WS} \cdot WS_2$$

$$WS_2 = s_O(DO_{WS}) \cdot WS$$

By use of the algebraic laws of APTC, the WS may be proven exhibiting desired external behaviors. If it can exhibits desired external behaviors, the WS should have the following form:

$$\tau_{I_{WS}}(\partial_{\emptyset}(WS)) = r_{WS}(DI_{WS}) \cdot s_O(DO_{WS}) \cdot \tau_{I_{WS}}(\partial_{\emptyset}(WS))$$

8.2.2 Web Service Orchestration Instance Manager, WSOIM

The WSOIM manages a set of WSO actors. The management operations may be creating a WSO actor.

After the WSOIM is created, the typical process is as follows.

1. The WSOIM receives the incoming message DI_{WSOIM} from the interface WS through its mail box by its name $WSOIM$ (the corresponding reading action is denoted $r_{WSOIM}(DI_{WSOIM})$);
2. The WSOIM may create a WSO actor through an actions $\mathbf{new}(WSO)$ if it is not initialized;
3. The WSOIM does some local computations mixed some atomic actions by computation logics, including \cdot , $+$, \wp and guards, the local computations are included into I_{WSOIM} , which is the set of all local atomic actions;
4. When the local computations are finished, the WSOIM generates the output messages DO_{WSOIM} and send to the WSO (the corresponding sending action is denoted $s_{WSO}(DO_{WSOIM})$), and then processes the next message from the interface WS.

The above process is described as the following state transition skeletons by APTC.

$$\begin{aligned}
WSOIM &= r_{WSOIM}(DI_{WSOIM}) \cdot WSOIM_1 \\
WSOIM_1 &= (\{isInitialed(WSO) = FLALSE\} \cdot \mathbf{new}(WSO) + \{isInitialed(WSO) = TRUE\}) \cdot \\
&WSOIM_2 \\
WSOIM_2 &= I_{WSOIM} \cdot WSOIM_3 \\
WSOIM_3 &= s_{WSO}(DO_{WSOIM}) \cdot WSOIM
\end{aligned}$$

By use of the algebraic laws of APTC, the WSOIM may be proven exhibiting desired external behaviors. If it can exhibits desired external behaviors, the WSOIM should have the following form:

$$\tau_{I_{WSOIM}}(\partial_{\emptyset}(WSOIM)) = r_{WSOIM}(DI_{WSOIM}) \cdot s_{WSO}(DO_{WSOIM}) \cdot \tau_{I_{WSOIM}}(\partial_{\emptyset}(WSOIM))$$

With I_{WSOIM} extended to $I_{WSOIM} \cup \{\{isInitialed(WSO) = FLALSE\}, \{isInitialed(WSO) = TRUE\}\}$

8.2.3 Web Service Orchestration (Instance), WSO

A WSO includes a set of AAs and acts as the manager of the AAs. The management operations may be creating a member AA.

After a WSO is created, the typical process is as follows.

1. The WSO receives the incoming message DI_{WSO} from the WSOIM through its mail box by its name WSO (the corresponding reading action is denoted $r_{WSO}(DI_{WSO})$);
2. The WSO may create its AAs in parallel through actions $\mathbf{new}(AA_1) \parallel \dots \parallel \mathbf{new}(AA_n)$ if it is not initialized;
3. The WSO may receive messages from its AAs through its mail box by its name WSO (the corresponding reading actions are distinct by the message names);
4. The WSO does some local computations mixed some atomic actions by computation logics, including \cdot , $+$, \wp and guards, the local computations are included into I_{WSO} , which is the set of all local atomic actions;
5. When the local computations are finished, the WSO generates the output messages and may send to its AAs or the interface WS (the corresponding sending actions are distinct by the names of AAs and WS, and also the names of messages), and then processes the next message from its AAs or the interface WS.

The above process is described as the following state transition skeletons by APTC.

$$\begin{aligned}
WSO &= r_{WSO}(DI_{WSO}) \cdot WSO_1 \\
WSO_1 &= (\{isInitialed(WSO) = FLALSE\} \cdot (\mathbf{new}(AA_1) \parallel \dots \parallel \mathbf{new}(AA_n)) + \{isInitialed(WSO) = \\
&TRUE\}) \cdot WSO_2
\end{aligned}$$

$$WSO_2 = r_{WSO}(DI_{AAs}) \cdot WSO_3$$

$$WSO_3 = I_{WSO} \cdot WSO_4$$

$$WSO_4 = s_{AAs,WS}(DO_{WSO}) \cdot WSO$$

By use of the algebraic laws of APTC, the WSO may be proven exhibiting desired external behaviors. If it can exhibits desired external behaviors, the WSO should have the following form:

$$\tau_{I_{WSO}}(\partial_{\emptyset}(WSO)) = r_{WSO}(DI_{WSO}) \cdots s_{WS}(DO_{WSO}) \cdot \tau_{I_{WSO}}(\partial_{\emptyset}(WSO))$$

With I_{WSO} extended to $I_{WSO} \cup \{\{isInitialed(WSO) = FLALSE\}, \{isInitialed(WSO) = TRUE\}\}$.

8.2.4 Activity Actor, AA

An activity is an atomic function unit of a WSO and is managed by the WSO. We use an actor called activity actor (AA) to model an activity.

An AA has a unique name, local information and variables to contain its states, and local computation procedures to manipulate the information and variables. An AA is always managed by a WSO and it receives messages from its WSO, sends messages to other AAs or WSs via its WSO, and is created by its WSO. Note that an AA can not create new AAs, it can only be created by a WSO. That is, an AA is an actor with a constraint that is without **create** action.

After an AA is created, the typical process is as follows.

1. The AA receives some messages DI_{AA} from its WSO through its mail box denoted by its name AA (the corresponding reading action is denoted $r_{AA}(DI_{AA})$);
2. Then it does some local computations mixed some atomic actions by computation logics, including \cdot , $+$, \uparrow and guards, the whole local computations are denoted I_{AA} , which is the set of all local atomic actions;
3. When the local computations are finished, the AA generates the output message DO_{AA} and sends to its WSO's mail box denoted by the WSO's name WSO (the corresponding sending action is denoted $s_{WSO}(DO_{AA})$), and then processes the next message from its WSO recursively.

The above process is described as the following state transition skeletons by APTC.

$$AA = r_{AA}(DI_{AA}) \cdot AA_1$$

$$AA_1 = I_{AA} \cdot AA_2$$

$$AA_2 = s_{WSO}(DO_{AA}) \cdot AA$$

By use of the algebraic laws of APTC, the AA may be proven exhibiting desired external behaviors. If it can exhibits desired external behaviors, the AA should have the following form:

$$\tau_{I_{AA}}(\partial_{\emptyset}(AA)) = r_{AA}(DI_{AA}) \cdot s_{WSO}(DO_{AA}) \cdot \tau_{I_{AA}}(\partial_{\emptyset}(AA))$$

8.2.5 Service Selector, SS

The service selector (SS) is an actor accepting the request (including the WSO definitions and the QoS requirements) from the WSO, and returning the WS selection response.

1. The SS receives the request DI_{SS} from the WSO through its mail box denoted by its name SS (the corresponding reading action is denoted $r_{SS}(DI_{SS})$);
2. Then it does some local computations mixed some atomic actions by computation logics, including \cdot , $+$, \bowtie and guards, the whole local computations are denoted I_{SS} , which is the set of all local atomic actions. For the simplicity, we assume that the interaction with the UDDI is also an internal action and included into I_{SS} ;
3. When the local computations are finished, the SS generates the WS selection results DO_{SS} and sends to the WSO's mail box denoted by the WSO's name WSO (the corresponding sending action is denoted $s_{WSO}(DO_{SS})$), and then processes the next message from the WSO recursively.

The above process is described as the following state transition skeletons by APTC.

$$SS = r_{SS}(DI_{SS}) \cdot SS_1$$

$$SS_1 = I_{SS} \cdot SS_2$$

$$SS_2 = s_{WSO}(DO_{SS}) \cdot SS$$

By use of the algebraic laws of APTC, the AA may be proven exhibiting desired external behaviors. If it can exhibits desired external behaviors, the AA should have the following form:

$$\tau_{I_{SS}}(\partial_{\emptyset}(SS)) = r_{SS}(DI_{SS}) \cdot s_{WSO}(DO_{SS}) \cdot \tau_{I_{SS}}(\partial_{\emptyset}(SS))$$

8.2.6 Putting All Together into A Whole

We put all actors together into a whole, including all WSOIM, SS, AAs, WSOs and WSs, according to the architecture as illustrated in Figure 12. The whole actor system $WSs \ WSOIM \ SS = WSs \ WSOIM \ SS \ WSOs \ AAs$ can be represented by the following process term of APTC.

$$\tau_I(\partial_H(WSs \ \bowtie \ WSOIM \ \bowtie \ SS)) = \tau_I(\partial_H(WSs \ \bowtie \ WSOIM \ \bowtie \ SS \ \bowtie \ WSOs \ \bowtie \ AAs))$$

Among all the actors, there are synchronous communications. The actor's reading and to the same actor's sending actions with the same type messages may cause communications. If to the actor's sending action occurs before the the same actions reading action, an asynchronous communication will occur; otherwise, a deadlock δ will be caused.

There are four pairs kinds of asynchronous communications as follows.

- (1) The communications between an AA and its WSO with the following constraints.

$$s_{AA}(DI_{AA-WSO}) \leq r_{AA}(DI_{AA-WSO})$$

$$s_{WSO}(DI_{WSO-AA}) \leq r_{WSO}(DI_{WSO-AA})$$

Note that, the message DI_{AA-WSO} and DO_{WSO-AA} , DI_{WSO-AA} and DO_{AA-WSO} are the same messages.

(2) The communications between a WSO and its interface WS with the following constraints.

$$s_{WS}(DI_{WS-WSO}) \leq r_{WS}(DI_{WS-WSO})$$

Note that, DI_{WS-WSO} and DO_{WSO-WS} are the same messages.

(3) The communications between the interface WS and the WSOIM with the following constraints.

$$s_{WSOIM}(DI_{WSOIM-WS}) \leq r_{WSOIM}(DI_{WSOIM-WS})$$

Note that, the message $DI_{WSOIM-WS}$ and $DO_{WS-WSOIM}$ are the same messages.

(4) The communications between the WSO and the WSOIM with the following constraints.

$$s_{WSO}(DI_{WSO-WSOIM}) \leq r_{WSO}(DI_{WSO-WSOIM})$$

Note that, the message $DI_{WSO-WSOIM}$ and $DO_{WSOIM-WSO}$ are the same messages.

(5) The communications between a WS and a WSO with the following constraints.

$$s_{WS}(DI_{WS-WSO}) \leq r_{WS}(DI_{WS-WSO})$$

$$s_{WSO}(DI_{WSO-WS}) \leq r_{WSO}(DI_{WSO-WS})$$

Note that, the message DI_{WS-WSO} and DO_{WSO-WS} , DI_{WSO-WS} and DO_{WS-WSO} are the same messages.

(6) The communications between a WSO and SS with the following constraints.

$$s_{SS}(DI_{SS-WSO}) \leq r_{SS}(DI_{SS-WSO})$$

$$s_{WSO}(DI_{WSO-SS}) \leq r_{WSO}(DI_{WSO-SS})$$

Note that, the message DI_{SS-WSO} and DO_{WSO-SS} , DI_{WSO-SS} and DO_{SS-WSO} are the same messages.

(7) The communications between a WS and its partner WS with the following constraints.

$$s_{WS_1}(DI_{WS_1-WS_2}) \leq r_{WS_1}(DI_{WS_1-WS_2})$$

$$s_{WS_2}(DI_{WS_2-WS_1}) \leq r_{WS_2}(DI_{WS_2-WS_1})$$

Note that, the message $DI_{WS_1-WS_2}$ and $DO_{WS_2-WS_1}$, $DI_{WS_2-WS_1}$ and $DO_{WS_1-WS_2}$ are the same messages.

So, the set H and I can be defined as follows.

$$\begin{aligned} H = & \{s_{AA}(DI_{AA-WSO}), r_{AA}(DI_{AA-WSO}), s_{WSO}(DI_{WSO-AA}), r_{WSO}(DI_{WSO-AA}), \\ & s_{WS}(DI_{WS-WSO}), r_{WS}(DI_{WS-WSO}), s_{WSOIM}(DI_{WSOIM-WS}), r_{WSOIM}(DI_{WSOIM-WS}), \\ & s_{WSO}(DI_{WSO-WSOIM}), r_{WSO}(DI_{WSO-WSOIM}), s_{WS}(DI_{WS-WSO}), r_{WS}(DI_{WS-WSO}), \\ & s_{WSO}(DI_{WSO-WS}), r_{WSO}(DI_{WSO-WS}), s_{SS}(DI_{SS-WSO}), r_{SS}(DI_{SS-WSO}), \\ & s_{WSO}(DI_{WSO-SS}), r_{WSO}(DI_{WSO-SS}), s_{WS_1}(DI_{WS_1-WS_2}), r_{WS_1}(DI_{WS_1-WS_2}), \\ & s_{WS_2}(DI_{WS_2-WS_1}), r_{WS_2}(DI_{WS_2-WS_1}) \\ & |s_{AA}(DI_{AA-WSO}) \not\leq r_{AA}(DI_{AA-WSO}), s_{WSO}(DI_{WSO-AA}) \not\leq r_{WSO}(DI_{WSO-AA}), \\ & s_{WS}(DI_{WS-WSO}) \not\leq r_{WS}(DI_{WS-WSO}), s_{WSOIM}(DI_{WSOIM-WS}) \not\leq r_{WSOIM}(DI_{WSOIM-WS}), \\ & s_{WSO}(DI_{WSO-WSOIM}) \not\leq r_{WSO}(DI_{WSO-WSOIM}), s_{WS}(DI_{WS-WSO}) \not\leq r_{WS}(DI_{WS-WSO}), \\ & s_{WSO}(DI_{WSO-WS}) \not\leq r_{WSO}(DI_{WSO-WS}), s_{SS}(DI_{SS-WSO}) \not\leq r_{SS}(DI_{SS-WSO}), \end{aligned}$$

$$s_{WSO}(DI_{WSO-SS}) \not\leq r_{WSO}(DI_{WSO-SS}), s_{WS_1}(DI_{WS_1-WS_2}) \not\leq r_{WS_1}(DI_{WS_1-WS_2}), \\ s_{WS_2}(DI_{WS_2-WS_1}) \not\leq r_{WS_2}(DI_{WS_2-WS_1})\}$$

$$I = \{s_{AA}(DI_{AA-WSO}), r_{AA}(DI_{AA-WSO}), s_{WSO}(DI_{WSO-AA}), r_{WSO}(DI_{WSO-AA}), \\ s_{WS}(DI_{WS-WSO}), r_{WS}(DI_{WS-WSO}), s_{WSOIM}(DI_{WSOIM-WS}), r_{WSOIM}(DI_{WSOIM-WS}), \\ s_{WSO}(DI_{WSO-WSOIM}), r_{WSO}(DI_{WSO-WSOIM}), s_{WS}(DI_{WS-WSO}), r_{WS}(DI_{WS-WSO}), \\ s_{WSO}(DI_{WSO-WS}), r_{WSO}(DI_{WSO-WS}), s_{SS}(DI_{SS-WSO}), r_{SS}(DI_{SS-WSO}), \\ s_{WSO}(DI_{WSO-SS}), r_{WSO}(DI_{WSO-SS}), s_{WS_1}(DI_{WS_1-WS_2}), r_{WS_1}(DI_{WS_1-WS_2}), \\ s_{WS_2}(DI_{WS_2-WS_1}), r_{WS_2}(DI_{WS_2-WS_1}) \\ |s_{AA}(DI_{AA-WSO}) \leq r_{AA}(DI_{AA-WSO}), s_{WSO}(DI_{WSO-AA}) \leq r_{WSO}(DI_{WSO-AA}), \\ s_{WS}(DI_{WS-WSO}) \leq r_{WS}(DI_{WS-WSO}), s_{WSOIM}(DI_{WSOIM-WS}) \leq r_{WSOIM}(DI_{WSOIM-WS}), \\ s_{WSO}(DI_{WSO-WSOIM}) \leq r_{WSO}(DI_{WSO-WSOIM}), s_{WS}(DI_{WS-WSO}) \leq r_{WS}(DI_{WS-WSO}), \\ s_{WSO}(DI_{WSO-WS}) \leq r_{WSO}(DI_{WSO-WS}), s_{SS}(DI_{SS-WSO}) \leq r_{SS}(DI_{SS-WSO}), \\ s_{WSO}(DI_{WSO-SS}) \leq r_{WSO}(DI_{WSO-SS}), s_{WS_1}(DI_{WS_1-WS_2}) \leq r_{WS_1}(DI_{WS_1-WS_2}), \\ s_{WS_2}(DI_{WS_2-WS_1}) \leq r_{WS_2}(DI_{WS_2-WS_1})\} \cup I_{AAs} \cup I_{WSO} \cup I_{WSs} \cup I_{SS} \cup I_{WSOIM}$$

If the whole actor system of QoS-aware WS orchestration engine can exhibits desired external behaviors, the system should have the following form:

$$\tau_I(\partial_H(WSs \ \& \ WSOIM \ \& \ SS)) = \tau_I(\partial_H(WSs \ \& \ WSOIM \ \& \ SS \ \& \ WSOs \ \& \ AAs)) \\ = r_{WS}(DI_{WS}) \cdot s_O(DO_{WS}) \cdot \tau_I(\partial_H(WSs \ \& \ WSOIM \ \& \ SS \ \& \ WSOs \ \& \ AAs)) \\ = r_{WS}(DI_{WS}) \cdot s_O(DO_{WS}) \cdot \tau_I(\partial_H(WSs \ \& \ WSOIM \ \& \ SS))$$

8.3 An Example

Using the architecture in Figure 12, we get an implementation of the buying books example as shown in Figure 11. In this implementation, there are four WSs (BuyerAgentWS denoted WS_1 , BookStoreWS denoted WS_2 , RailwayWS denoted WS_3 and AirlineWS denoted WS_4), the focused Bookstore WSO denoted WSO , and the focused set of AAs (ReceiveRBAA denoted AA_1 , SendLBAA denoted AA_2 , ReceiveSBAA denoted AA_3 , CalculatePAA denoted AA_4 , SendPAA denoted AA_5 , GetPaysAA denoted AA_6 , ShipByTAA denoted AA_7 , and ShipByAAA denoted AA_8), one WSOIM denoted $WSOIM$, one service selector denoted SS .

The detailed implementations of actors in Figure 11 is following.

8.3.1 BookStore AAs

(1) ReceiveRBAA (AA_1)

After AA_1 is created, the typical process is as follows.

1. The AA_1 receives some messages $ReceiveRB_{WA}$ from WSO through its mail box denoted by its name AA_1 (the corresponding reading action is denoted $r_{AA_1}(ReceiveRB_{WA})$);
2. Then it does some local computations mixed some atomic actions by computation logics, including \cdot , $+$, $\&$ and guards, the whole local computations are denoted I_{AA_1} , which is the set of all local atomic actions;
3. When the local computations are finished, the AA_1 generates the output message $ReceiveRB_{AW}$ and sends to WSO 's mail box denoted by WSO 's name WSO (the corresponding sending

action is denoted $s_{WSO}(ReceiveRB_{AW})$, and then processes the next message from WSO recursively.

The above process is described as the following state transitions by APTC.

$$AA_1 = r_{AA_1}(ReceiveRB_{WA}) \cdot AA_{1_1}$$

$$AA_{1_1} = I_{AA_1} \cdot AA_{1_2}$$

$$AA_{1_2} = s_{WSO}(ReceiveRB_{AW}) \cdot AA_1$$

By use of the algebraic laws of APTC, AA_1 can be proven exhibiting desired external behaviors.

$$\tau_{I_{AA_1}}(\partial_{\emptyset}(AA_1)) = r_{AA_1}(RequestLB_{WA}) \cdot s_{WSO}(RequestLB_{AW}) \cdot \tau_{I_{AA_1}}(\partial_{\emptyset}(AA_1))$$

(2) SendLBAA (AA_2)

After AA_2 is created, the typical process is as follows.

1. The AA_2 receives some messages $SendLB_{WA}$ from WSO through its mail box denoted by its name AA_2 (the corresponding reading action is denoted $r_{AA_2}(ReceiveLB_{WA})$);
2. Then it does some local computations mixed some atomic actions by computation logics, including \cdot , $+$, \wp and guards, the whole local computations are denoted I_{AA_2} , which is the set of all local atomic actions;
3. When the local computations are finished, the AA_2 generates the output message $SendLB_{AW}$ and sends to WSO 's mail box denoted by WSO 's name WSO (the corresponding sending action is denoted $s_{WSO}(SendLB_{AW})$), and then processes the next message from WSO recursively.

The above process is described as the following state transitions by APTC.

$$AA_2 = r_{AA_2}(SendLB_{WA}) \cdot AA_{2_1}$$

$$AA_{2_1} = I_{AA_2} \cdot AA_{2_2}$$

$$AA_{2_2} = s_{WSO}(SendLB_{AW}) \cdot AA_2$$

By use of the algebraic laws of APTC, AA_2 can be proven exhibiting desired external behaviors.

$$\tau_{I_{AA_2}}(\partial_{\emptyset}(AA_2)) = r_{AA_2}(SendLB_{WA}) \cdot s_{WSO}(SendLB_{AW}) \cdot \tau_{I_{AA_2}}(\partial_{\emptyset}(AA_2))$$

(3) ReceiveSBAA (AA_3)

After AA_3 is created, the typical process is as follows.

1. The AA_3 receives some messages $ReceiveSB_{WA_2}$ from WSO through its mail box denoted by its name AA_3 (the corresponding reading action is denoted $r_{AA_3}(ReceiveSB_{WA})$);
2. Then it does some local computations mixed some atomic actions by computation logics, including \cdot , $+$, \wp and guards, the whole local computations are denoted I_{AA_3} , which is the set of all local atomic actions;

3. When the local computations are finished, the AA_3 generates the output message $ReceiveSB_{AW}$ and sends to WSO 's mail box denoted by WSO 's name WSO (the corresponding sending action is denoted $s_{WSO}(ReceiveSB_{AW})$), and then processes the next message from WSO recursively.

The above process is described as the following state transitions by APTC.

$$AA_3 = r_{AA_3}(ReceiveSB_{WA}) \cdot AA_{3_1}$$

$$AA_{3_1} = I_{AA_3} \cdot AA_{3_2}$$

$$AA_{3_2} = s_{WSO}(ReceiveSB_{AW}) \cdot AA_3$$

By use of the algebraic laws of APTC, AA_3 can be proven exhibiting desired external behaviors.

$$\tau_{I_{AA_3}}(\partial_{\emptyset}(AA_3)) = r_{AA_3}(ReceiveSB_{WA}) \cdot s_{WSO}(ReceiveSB_{AW}) \cdot \tau_{I_{AA_3}}(\partial_{\emptyset}(AA_3))$$

(4) CalculatePAA (AA_4)

After AA_4 is created, the typical process is as follows.

1. The AA_4 receives some messages $CalculateP_{WA}$ from WSO through its mail box denoted by its name AA_4 (the corresponding reading action is denoted $r_{AA_4}(CalculateP_{WA})$);
2. Then it does some local computations mixed some atomic actions by computation logics, including \cdot , $+$, \wp and guards, the whole local computations are denoted I_{AA_4} , which is the set of all local atomic actions;
3. When the local computations are finished, the AA_4 generates the output message $CalculateP_{AW}$ and sends to WSO 's mail box denoted by WSO 's name WSO (the corresponding sending action is denoted $s_{WSO}(CalculateP_{AW})$), and then processes the next message from WSO recursively.

The above process is described as the following state transitions by APTC.

$$AA_4 = r_{AA_4}(CalculateP_{WA}) \cdot AA_{4_1}$$

$$AA_{4_1} = I_{AA_4} \cdot AA_{4_2}$$

$$AA_{4_2} = s_{WSO}(CalculateP_{AW}) \cdot AA_4$$

By use of the algebraic laws of APTC, AA_4 can be proven exhibiting desired external behaviors.

$$\tau_{I_{AA_4}}(\partial_{\emptyset}(AA_4)) = r_{AA_4}(CalculateP_{WA}) \cdot s_{WSO}(CalculateP_{AW}) \cdot \tau_{I_{AA_4}}(\partial_{\emptyset}(AA_4))$$

(5) SendPAA (AA_5)

After AA_5 is created, the typical process is as follows.

1. The AA_5 receives some messages $SendP_{WA}$ from WSO through its mail box denoted by its name AA_5 (the corresponding reading action is denoted $r_{AA_5}(SendP_{WA})$);

2. Then it does some local computations mixed some atomic actions by computation logics, including \cdot , $+$, \wp and guards, the whole local computations are denoted I_{AA_5} , which is the set of all local atomic actions;
3. When the local computations are finished, the AA_5 generates the output message $SendP_{AW}$ and sends to WSO 's mail box denoted by WSO 's name WSO (the corresponding sending action is denoted $s_{WSO}(SendP_{AW})$), and then processes the next message from WSO recursively.

The above process is described as the following state transitions by APTC.

$$AA_5 = r_{AA_5}(SendP_{WA}) \cdot AA_{5_1}$$

$$AA_{5_1} = I_{AA_5} \cdot AA_{5_2}$$

$$AA_{5_2} = s_{WSO}(SendP_{AW}) \cdot AA_5$$

By use of the algebraic laws of APTC, AA_5 can be proven exhibiting desired external behaviors.

$$\tau_{I_{AA_5}}(\partial_{\emptyset}(AA_5)) = r_{AA_5}(SendP_{WA}) \cdot s_{WSO}(SendP_{AW}) \cdot \tau_{I_{AA_5}}(\partial_{\emptyset}(AA_5))$$

(6) ShipByTAA (AA_6)

After AA_6 is created, the typical process is as follows.

1. The AA_6 receives some messages $ShipByT_{WA}$ from WSO through its mail box denoted by its name AA_6 (the corresponding reading action is denoted $r_{AA_6}(ShipByT_{WA})$);
2. Then it does some local computations mixed some atomic actions by computation logics, including \cdot , $+$, \wp and guards, the whole local computations are denoted I_{AA_6} , which is the set of all local atomic actions;
3. When the local computations are finished, the AA_6 generates the output message $ShipByT_{AW}$ and sends to WSO 's mail box denoted by WSO 's name WSO (the corresponding sending action is denoted $s_{WSO}(ShipByT_{AW})$), and then processes the next message from WSO recursively.

The above process is described as the following state transitions by APTC.

$$AA_6 = r_{AA_6}(ShipByT_{WA}) \cdot AA_{6_1}$$

$$AA_{6_1} = I_{AA_6} \cdot AA_{6_2}$$

$$AA_{6_2} = s_{WSO}(ShipByT_{AW}) \cdot AA_6$$

By use of the algebraic laws of APTC, AA_6 can be proven exhibiting desired external behaviors.

$$\tau_{I_{AA_6}}(\partial_{\emptyset}(AA_6)) = r_{AA_6}(ShipByT_{WA}) \cdot s_{WSO}(ShipByT_{AW}) \cdot \tau_{I_{AA_6}}(\partial_{\emptyset}(AA_6))$$

(7) ShipByAAA (AA_7)

After AA_7 is created, the typical process is as follows.

1. The AA_7 receives some messages $ShipByA_{WA}$ from WSO through its mail box denoted by its name AA_7 (the corresponding reading action is denoted $r_{AA_7}(ShipByA_{WA})$);
2. Then it does some local computations mixed some atomic actions by computation logics, including \cdot , $+$, \wp and guards, the whole local computations are denoted I_{AA_7} , which is the set of all local atomic actions;
3. When the local computations are finished, the AA_7 generates the output message $ShipByA_{AW}$ and sends to WSO 's mail box denoted by WSO 's name WSO (the corresponding sending action is denoted $s_{WSO}(ShipByA_{AW})$), and then processes the next message from WSO recursively.

The above process is described as the following state transitions by APTC.

$$AA_7 = r_{AA_7}(ShipByA_{WA}) \cdot AA_{7_1}$$

$$AA_{7_1} = I_{AA_7} \cdot AA_{7_2}$$

$$AA_{7_2} = s_{WSO}(ShipByA_{AW}) \cdot AA_7$$

By use of the algebraic laws of APTC, AA_7 can be proven exhibiting desired external behaviors.

$$\tau_{I_{AA_7}}(\partial_{\emptyset}(AA_7)) = r_{AA_7}(ShipByA_{WA}) \cdot s_{WSO}(ShipByA_{AW}) \cdot \tau_{I_{AA_7}}(\partial_{\emptyset}(AA_7))$$

8.3.2 WSOIM

After $WSOIM$ is created, the typical process is as follows.

1. The $WSOIM$ receives some messages DI_{WSOIM} from WS_2 through its mail box denoted by its name $WSOIM$ (the corresponding reading action is denoted $r_{WSOIM}(DI_{WSOIM})$);
2. The $WSOIM$ may create a WSO through actions $\mathbf{new}(WSO)$ if it is not initialized;
3. Then it does some local computations mixed some atomic actions by computation logics, including \cdot , $+$, \wp and guards, the whole local computations are denoted I_{WSOIM} , which is the set of all local atomic actions;
4. When the local computations are finished, the $WSOIM$ generates the output message DO_{WSOIM} and sends to WSO 's mail box denoted by WSO 's name WSO (the corresponding sending action is denoted $s_{WSO}(DO_{WSOIM})$), and then processes the next message from WS_2 recursively.

The above process is described as the following state transitions by APTC.

$$WSOIM = r_{WSOIM}(DI_{WSOIM}) \cdot WSOIM_1$$

$$WSOIM_1 = (\{isInitialed(WSO) = FLALSE\} \cdot \mathbf{new}(WSO) + \{isInitialed(WSO) = TRUE\}) \cdot WSOIM_2$$

$$WSOIM_2 = I_{WSOIM} \cdot WSOIM_3$$

$$WSOIM_3 = s_{WSO}(DO_{WSOIM}) \cdot WSOIM$$

By use of the algebraic laws of APTC, $WSOIM$ can be proven exhibiting desired external behaviors.

$$\tau_{I_{WSOIM}}(\partial_{\emptyset}(WSOIM)) = r_{WSOIM}(DI_{WSOIM}) \cdot s_{WSO}(DO_{WSOIM}) \cdot \tau_{I_{WSOIM}}(\partial_{\emptyset}(WSOIM))$$

8.3.3 BookStore WSO

After BookStore WSO (WSO) is created, the typical process is as follows.

1. The WSO receives the requests $ReceiveRB_{MW}$ from $WSOIM$ through its mail box by its name WSO (the corresponding reading action is denoted $r_{WSO}(ReceiveRB_{MW})$);
2. The WSO may create its AAs in parallel through actions $\mathbf{new}(AA_1) \parallel \dots \parallel \mathbf{new}(AA_7)$ if it is not initialized;
3. The WSO does some local computations mixed some atomic actions by computation logics, including \cdot , $+$, \wp and guards, the local computations are included into I_{WSO} , which is the set of all local atomic actions;
4. When the local computations are finished, the WSO generates the output messages $ReceiveRB_{WA}$ and sends to AA_1 (the corresponding sending action is denoted $s_{AA_1}(ReceiveRB_{WA})$);
5. The WSO receives the response message $ReceiveRB_{AW}$ from AA_1 through its mail box by its name WSO (the corresponding reading action is denoted $r_{WSO}(ReceiveRB_{AW})$);
6. The WSO does some local computations mixed some atomic actions by computation logics, including \cdot , $+$, \wp and guards, the local computations are included into I_{WSO} , which is the set of all local atomic actions;
7. When the local computations are finished, the WSO generates the output messages $SendLB_{WA}$ and sends to AA_2 (the corresponding sending action is denoted $s_{AA_2}(SendLB_{WA})$);
8. The WSO receives the response message $SendLB_{AW}$ from AA_2 through its mail box by its name WSO (the corresponding reading action is denoted $r_{WSO}(SendLB_{AW})$);
9. The WSO does some local computations mixed some atomic actions by computation logics, including \cdot , $+$, \wp and guards, the local computations are included into I_{WSO} , which is the set of all local atomic actions;
10. When the local computations are finished, the WSO generates the output messages $SendLB_{WW_1}$ and sends to WS_1 (the corresponding sending action is denoted $s_{WS_1}(SendLB_{WW_1})$);
11. The WSO receives the response message $ReceiveSB_{WW_1}$ from WS_1 through its mail box by its name WSO (the corresponding reading action is denoted $r_{WSO}(ReceiveSB_{WW_1})$);

12. The *WSO* does some local computations mixed some atomic actions by computation logics, including \cdot , $+$, \wp and guards, the local computations are included into I_{WSO} , which is the set of all local atomic actions;
13. When the local computations are finished, the *WSO* generates the output messages *ReceiveSB_{WA}* and sends to AA_3 (the corresponding sending action is denoted $s_{AA_3}(ReceiveSB_{WA})$);
14. The *WSO* receives the response message *ReceiveSB_{AW}* from AA_3 through its mail box by its name *WSO* (the corresponding reading action is denoted $r_{WSO}(ReceiveSB_{AW})$);
15. The *WSO* does some local computations mixed some atomic actions by computation logics, including \cdot , $+$, \wp and guards, the local computations are included into I_{WSO} , which is the set of all local atomic actions;
16. When the local computations are finished, the *WSO* generates the output messages *CalculateP_{WA}* and sends to AA_4 (the corresponding sending action is denoted $s_{AA_4}(CalculateP_{WA})$);
17. The *WSO* receives the response message *CalculateP_{AW}* from AA_4 through its mail box by its name *WSO* (the corresponding reading action is denoted $r_{WSO}(CalculateP_{AW})$);
18. The *WSO* does some local computations mixed some atomic actions by computation logics, including \cdot , $+$, \wp and guards, the local computations are included into I_{WSO} , which is the set of all local atomic actions;
19. When the local computations are finished, the *WSO* generates the output messages *SendP_{WA}* and sends to AA_5 (the corresponding sending action is denoted $s_{AA_5}(SendP_{WA})$);
20. The *WSO* receives the response message *sendP_{AW}* from AA_5 through its mail box by its name *WSO* (the corresponding reading action is denoted $r_{WSO}(sendP_{AW})$);
21. The *WSO* does some local computations mixed some atomic actions by computation logics, including \cdot , $+$, \wp and guards, the local computations are included into I_{WSO} , which is the set of all local atomic actions;
22. When the local computations are finished, the *WSO* generates the output messages *SendP_{WW₁}* and sends to WS_1 (the corresponding sending action is denoted $s_{WS_1}(SendP_{WW_1})$);
23. The *WSO* receives the response message *GetPays_{WW₁}* from WS_1 through its mail box by its name *WSO* (the corresponding reading action is denoted $r_{WSO}(GetPays_{WW_1})$);
24. The *WSO* does some local computations mixed some atomic actions by computation logics, including \cdot , $+$, \wp and guards, the local computations are included into I_{WSO} , which is the set of all local atomic actions;
25. When the local computations are finished, the *WSO* generates the output messages *GetPays_{WA}* and sends to AA_6 (the corresponding sending action is denoted $s_{AA_6}(GetPays_{WA})$);

26. The *WSO* receives the response message *GetPays_{AW}* from *AA₆* through its mail box by its name *WSO* (the corresponding reading action is denoted $r_{WSO}(GetPays_{AW})$);
27. The *WSO* does some local computations mixed some atomic actions by computation logics, including \cdot , $+$, \exists and guards, the local computations are included into I_{WSO} , which is the set of all local atomic actions;
28. When the local computations are finished, the *WSO* generates the WS selection request messages *DI_{SS}* and sends to *SS* (the corresponding sending action is denoted $s_{SS}(DI_{SS})$);
29. The *WSO* receives the response message *DO_{SS}* from *SS* through its mail box by its name *WSO* (the corresponding reading action is denoted $r_{WSO}(DO_{SS})$);
30. The *WSO* selects *WS₃* and *WS₄*, does some local computations mixed some atomic actions by computation logics, including \cdot , $+$, \exists and guards, the local computations are included into I_{WSO} , which is the set of all local atomic actions;
31. When the local computations are finished, if $Pays \leq 100\$$, the *WSO* generates the output messages *ShipByT_{WW₃}* and sends to *WS₃* (the corresponding sending action is denoted $s_{WS_3}(ShipByT_{WW_3})$); if $Pays > 100\$$, the *WSO* generates the output message *ShipByA_{WW₄}* and sends to *WS₄* (the corresponding sending action is denoted $s_{WS_4}(ShipByA_{WW_4})$);
32. The *WSO* receives the response message *ShipFinish_{WW₃}* from *WS₃* through its mail box by its name *WSO* (the corresponding reading action is denoted $r_{WSO}(ShipFinish_{WW_3})$), or the response message *ShipFinish_{WW₄}* from *WS₄* through its mail box by its name *WSO* (the corresponding reading action is denoted $r_{WSO}(ShipFinish_{WW_4})$);
33. The *WSO* does some local computations mixed some atomic actions by computation logics, including \cdot , $+$, \exists and guards, the local computations are included into I_{WSO} , which is the set of all local atomic actions;
34. When the local computations are finished, the *WSO* generates the output messages *BBFinish_{WW₂}* and sends to *WS₂* (the corresponding sending action is denoted $s_{WS_2}(BBFinish_{WW_2})$), and then processing the messages from *WS₂* recursively.

The above process is described as the following state transitions by APTC.

$$WSO = r_{WSO}(ReceiveRB_{MW}) \cdot WSO_1$$

$$WSO_1 = (\{isInitialed(WSO) = FLALSE\} \cdot (\mathbf{new}(AA_1) \parallel \dots \parallel \mathbf{new}(AA_7)) + \{isInitialed(WSO) = TRUE\}) \cdot WSO_2$$

$$WSO_2 = I_{WSO} \cdot WSO_3$$

$$WSO_3 = s_{AA_1}(ReceiveRB_{WA}) \cdot WSO_4$$

$$WSO_4 = r_{WSO}(ReceiveRB_{AW}) \cdot WSO_5$$

$$WSO_5 = I_{WSO} \cdot WSO_6$$

$$WSO_6 = s_{AA_2}(SendLB_{WA}) \cdot WSO_7$$

$$WSO_7 = r_{WSO}(SendLB_{AW}) \cdot WSO_8$$

$$\begin{aligned}
WSO_8 &= I_{WSO} \cdot WSO_9 \\
WSO_9 &= s_{WS_1}(SendLB_{WW_1}) \cdot WSO_{10} \\
WSO_{10} &= r_{WSO}(ReceiveSB_{WW_1}) \cdot WSO_{11} \\
WSO_{11} &= I_{WSO} \cdot WSO_{12} \\
WSO_{12} &= s_{AA_3}(ReceiveSB_{WA}) \cdot WSO_{13} \\
WSO_{13} &= r_{WSO}(ReceiveSB_{AW}) \cdot WSO_{14} \\
WSO_{14} &= I_{WSO} \cdot WSO_{15} \\
WSO_{15} &= s_{AA_4}(CalculteP_{WA}) \cdot WSO_{16} \\
WSO_{16} &= r_{WSO}(CalculateP_{AW}) \cdot WSO_{17} \\
WSO_{17} &= I_{WSO} \cdot WSO_{18} \\
WSO_{18} &= s_{AA_5}(SendP_{WA}) \cdot WSO_{19} \\
WSO_{19} &= r_{WSO}(SendP_{AW}) \cdot WSO_{20} \\
WSO_{20} &= I_{WSO} \cdot WSO_{21} \\
WSO_{21} &= s_{WS_1}(SendP_{WW_1}) \cdot WSO_{22} \\
WSO_{22} &= r_{WSO}(GetPays_{WW_1}) \cdot WSO_{23} \\
WSO_{23} &= I_{WSO} \cdot WSO_{24} \\
WSO_{24} &= s_{AA_6}(GetPays_{WA}) \cdot WSO_{25} \\
WSO_{25} &= r_{WSO}(GetPays_{AW}) \cdot WSO_{26} \\
WSO_{26} &= I_{WSO} \cdot WSO_{27} \\
WSO_{27} &= s_{SS}(DI_{SS}) \cdot WSO_{28} \\
WSO_{28} &= r_{WSO}(DO_{SS}) \cdot WSO_{29} \\
WSO_{29} &= I_{WSO} \cdot WSO_{30} \\
WSO_{30} &= (\{Pays \leq 100\} \cdot s_{WS_3}(ShipByT_{WW_3}) \cdot r_{WSO}(ShipFinish_{WW_3}) + \{Pays > 100\} \cdot \\
& s_{WS_4}(ShipByA_{WW_4}) \cdot r_{WSO}(ShipFinish_{WW_4})) \cdot WSO_{31} \\
WSO_{31} &= I_{WSO} \cdot WSO_{32} \\
WSO_{32} &= s_{WS_2}(BBFinish_{WW_2}) \cdot WSO
\end{aligned}$$

By use of the algebraic laws of APTC, the WSO_2 can be proven exhibiting desired external behaviors.

$$\begin{aligned}
\tau_{I_{WSO}}(\partial_{\emptyset}(WSO)) &= r_{WSO}(ReceiveRB_{MW}) \cdot s_{AA_1}(ReceiveRB_{WA}) \cdot r_{WSO}(ReceiveRB_{AW}) \\
& s_{AA_2}(SendLB_{WA}) \cdot r_{WSO}(SendLB_{AW}) \cdot s_{WS_1}(SendLB_{WW_1}) \cdot r_{WSO}(ReceiveSB_{WW_1}) \cdot \\
& s_{AA_3}(ReceiveSB_{WA}) \cdot r_{WSO}(ReceiveSB_{AW}) \cdot s_{AA_4}(CalculteP_{WA}) \cdot r_{WSO}(CalculateP_{AW}) \cdot \\
& s_{AA_5}(SendP_{WA}) \cdot r_{WSO}(SendP_{AW}) \cdot s_{WS_1}(SendP_{WW_1}) \cdot r_{WSO}(GetPays_{WW_1}) \cdot \\
& s_{AA_6}(GetPays_{WA}) \cdot r_{WSO}(GetPays_{AW}) \cdot s_{SS}(DI_{SS}) \cdot r_{WSO}(DO_{SS}) \cdot \\
& (s_{WS_3}(ShipByT_{WW_3}) \cdot r_{WSO}(ShipFinish_{WW_3}) + s_{WS_4}(ShipByA_{WW_4}) \cdot r_{WSO}(ShipFinish_{WW_4})) \cdot \\
& s_{WS_2}(BBFinish_{WW_2}) \cdot \tau_{I_{WSO}}(\partial_{\emptyset}(WSO))
\end{aligned}$$

With I_{WSO} extended to $I_{WSO} \cup \{\{isInitialed(WSO) = FLALSE\}, \{isInitialed(WSO) = TRUE\}, \{Pays \leq 100\}, \{Pays > 100\}\}$.

8.3.4 BuyerAgent WS

After BuyerAgent WS (WS_1) is created, the typical process is as follows.

1. The WS_1 receives the message $SendLB_{WW_1}$ from the WSO through its mail box by its name WS_1 (the corresponding reading action is denoted $r_{WS_1}(SendLB_{WW_1})$);
2. The WS_1 does some local computations mixed some atomic actions by computation logics, including \cdot , $+$, \wp and guards, the local computations are included into I_{WS_1} , which is the set of all local atomic actions;
3. When the local computations are finished, the WS_1 generates the output messages $ReceiveSB_{WW_1}$ and sends to the WSO (the corresponding sending action is denoted $s_{WSO}(ReceiveSB_{WW_1})$);
4. The WS_1 receives the response message $SendP_{WW_1}$ from WSO through its mail box by its name WS_1 (the corresponding reading action is denoted $r_{WS_1}(SendP_{WW_1})$);
5. The WS_1 does some local computations mixed some atomic actions by computation logics, including \cdot , $+$, \wp and guards, the local computations are included into I_{WS_1} , which is the set of all local atomic actions;
6. When the local computations are finished, the WS_1 generates the output messages $GetPays_{WW_1}$ and sends to WSO (the corresponding sending action is denoted $s_{WSO}(GetPays_{WW_1})$), and then processing the messages from WSO recursively.

The above process is described as the following state transitions by APTC.

$$WS_1 = r_{WS_1}(SendLB_{WW_1}) \cdot WS_{1_1}$$

$$WS_{1_1} = I_{WS_1} \cdot WS_{1_2}$$

$$WS_{1_2} = s_{WSO}(ReceiveSB_{WW_1}) \cdot WS_{1_3}$$

$$WS_{1_3} = r_{WS_1}(SendP_{WW_1}) \cdot WS_{1_4}$$

$$WS_{1_4} = I_{WS_1} \cdot WS_{1_5}$$

$$WS_{1_5} = s_{WSO}(GetPays_{WW_1}) \cdot WS_1$$

By use of the algebraic laws of APTC, the WS_1 can be proven exhibiting desired external behaviors.

$$\begin{aligned} \tau_{I_{WS_1}}(\partial_{\emptyset}(WS_1)) &= r_{WS_1}(SendLB_{WW_1}) \cdot s_{WSO}(ReceiveSB_{WW_1}) \cdot \\ &r_{WS_1}(SendP_{WW_1}) \cdot s_{WSO}(GetPays_{WW_1}) \cdot \tau_{I_{WS_1}}(\partial_{\emptyset}(WS_1)) \end{aligned}$$

8.3.5 BookStore WS

After BookStore WS (WS_2) is created, the typical process is as follows.

1. The WS_2 receives the request message $RequestLB_{WS_2}$ from the outside through its mail box by its name WS_2 (the corresponding reading action is denoted $r_{WS_2}(RequestLB_{WS_2})$);

2. The WS_2 does some local computations mixed some atomic actions by computation logics, including \cdot , $+$, \wp and guards, the local computations are included into I_{WS_2} , which is the set of all local atomic actions;
3. When the local computations are finished, the WS_2 generates the output messages $ReceiveRB_{WM}$ and sends to $WSOIM$ (the corresponding sending action is denoted $s_{WSOIM}(ReceiveRB_{WM})$);
4. The WS_2 receives the response message $BBFinish_{WW_2}$ from WSO through its mail box by its name WS_2 (the corresponding reading action is denoted $r_{WS_2}(BBFinish_{WW_2})$);
5. The WS_2 does some local computations mixed some atomic actions by computation logics, including \cdot , $+$, \wp and guards, the local computations are included into I_{WS_2} , which is the set of all local atomic actions;
6. When the local computations are finished, the WS_2 generates the output messages $BBFinish_O$ and sends to the outside (the corresponding sending action is denoted $s_O(BBFinish_O)$), and then processing the messages from the outside recursively.

The above process is described as the following state transitions by APTC.

$$WS_2 = r_{WS_2}(RequestLB_{WS_2}) \cdot WS_{2_1}$$

$$WS_{2_1} = I_{WS_2} \cdot WS_{2_2}$$

$$WS_{2_2} = s_{WSOIM}(ReceiveRB_{WM}) \cdot WS_{2_3}$$

$$WS_{2_3} = r_{WS_2}(BBFinish_{WW_2}) \cdot WS_{2_4}$$

$$WS_{2_4} = I_{WS_2} \cdot WS_{2_5}$$

$$WS_{2_5} = s_O(BBFinish_O) \cdot WS_2$$

By use of the algebraic laws of APTC, the WS_2 can be proven exhibiting desired external behaviors.

$$\tau_{I_{WS_2}}(\partial_{\emptyset}(WS_2)) = r_{WS_2}(RequestLB_{WS_2}) \cdot s_{WSOIM}(ReceiveRB_{WM}) \cdot r_{WS_2}(BBFinish_{WW_2}) \cdot s_O(BBFinish_O) \cdot \tau_{I_{WS_2}}(\partial_{\emptyset}(WS_2))$$

8.3.6 Railway WS

After Railway WS (WS_3) is created, the typical process is as follows.

1. The WS_3 receives the message $ShipByT_{WW_3}$ from the WSO through its mail box by its name WS_3 (the corresponding reading action is denoted $r_{WS_3}(ShipByT_{WW_3})$);
2. The WS_3 does some local computations mixed some atomic actions by computation logics, including \cdot , $+$, \wp and guards, the local computations are included into I_{WS_3} , which is the set of all local atomic actions;
3. When the local computations are finished, the WS_3 generates the output messages $ShipFinish_{WW_3}$ and sends to the WSO (the corresponding sending action is denoted $s_{WSO}(ShipFinish_{WW_3})$), and then processing the messages from WSO recursively.

The above process is described as the following state transitions by APTC.

$$WS_3 = r_{WS_3}(ShipByT_{WW_3}) \cdot WS_{3_1}$$

$$WS_{3_1} = I_{WS_3} \cdot WS_{3_2}$$

$$WS_{3_2} = s_{WSO}(ShipFinish_{WW_3}) \cdot WS_3$$

By use of the algebraic laws of APTC, the WS_3 can be proven exhibiting desired external behaviors.

$$\tau_{I_{WS_3}}(\partial_{\emptyset}(WS_3)) = r_{WS_3}(ShipByT_{WW_3}) \cdot s_{WSO}(ShipFinish_{WW_3}) \cdot \tau_{I_{WS_3}}(\partial_{\emptyset}(WS_3))$$

8.3.7 Airline WS

After Airline WS (WS_4) is created, the typical process is as follows.

1. The WS_4 receives the message $ShipByA_{WW_4}$ from the WSO through its mail box by its name WS_4 (the corresponding reading action is denoted $r_{WS_4}(ShipByA_{WW_4})$);
2. The WS_4 does some local computations mixed some atomic actions by computation logics, including \cdot , $+$, \wp and guards, the local computations are included into I_{WS_4} , which is the set of all local atomic actions;
3. When the local computations are finished, the WS_4 generates the output messages $ShipFinish_{WW_4}$ and sends to the WSO (the corresponding sending action is denoted $s_{WSO}(ShipFinish_{WW_4})$), and then processing the messages from WSO recursively.

The above process is described as the following state transitions by APTC.

$$WS_4 = r_{WS_4}(ShipByA_{WW_4}) \cdot WS_{4_1}$$

$$WS_{4_1} = I_{WS_4} \cdot WS_{4_2}$$

$$WS_{4_2} = s_{WSO}(ShipFinish_{WW_4}) \cdot WS_4$$

By use of the algebraic laws of APTC, the WS_4 can be proven exhibiting desired external behaviors.

$$\tau_{I_{WS_4}}(\partial_{\emptyset}(WS_4)) = r_{WS_4}(ShipByA_{WW_4}) \cdot s_{WSO}(ShipFinish_{WW_4}) \cdot \tau_{I_{WS_4}}(\partial_{\emptyset}(WS_4))$$

8.3.8 Service Selector

After SS is created, the typical process is as follows.

1. The SS receives the QoS-based WS selection request message DI_{SS} from WSO through its mail box by its name SS (the corresponding reading action is denoted $r_{SS}(DI_{SS})$);
2. The SS does some local computations mixed some atomic actions and interactions with UDDI by computation logics, including \cdot , $+$, \wp and guards, the local computations are included into I_{SS} , which is the set of all local atomic actions;
3. When the local computations are finished, the SS generates the output messages DO_{SS} and sends to WSO (the corresponding sending action is denoted $s_{WSO}(DO_{SS})$), and then processes the next message from the $WSOs$ recursively.

The above process is described as the following state transitions by APTC.

$$SS = r_{SS}(DI_{SS}) \cdot SS_1$$

$$SS_1 = I_{SS} \cdot SS_2$$

$$SS_2 = s_{WSO}(DO_{SS}) \cdot SS$$

By use of the algebraic laws of APTC, the SS can be proven exhibiting desired external behaviors.

$$\tau_{I_{SS}}(\partial_{\emptyset}(SS)) = r_{SS}(DI_{SS}) \cdot s_{WSO}(DO_{SS}) \cdot \tau_{I_{SS}}(\partial_{\emptyset}(SS))$$

8.3.9 Putting All Together into A Whole

Now, we can put all actors together into a whole, including all AAs, WSOIM, WSO, WSs, and SS, according to the buying books example as illustrated in Figure 11. The whole actor system $WS_1 \ WS_2 \ WS_3 \ WS_4 \ WSOIM \ SS = WS_1 \ WS_2 \ WS_3 \ WS_4 \ WSOIM \ SS \ WSO \ AA_1 \ AA_2 \ AA_3 \ AA_4 \ AA_5 \ AA_6 \ AA_7$ can be represented by the following process term of APTC.

$$\tau_I(\partial_H(WS_1 \ \& \ WS_2 \ \& \ WS_3 \ \& \ WS_4 \ \& \ WSOIM \ \& \ SS)) = \tau_I(\partial_H(WS_1 \ \& \ WS_2 \ \& \ WS_3 \ \& \ WS_4 \ \& \ WSOIM \ \& \ SS \ \& \ WSO \ \& \ AA_1 \ \& \ AA_2 \ \& \ AA_3 \ \& \ AA_4 \ \& \ AA_5 \ \& \ AA_6 \ \& \ AA_7))$$

Among all the actors, there are synchronous communications. The actor's reading and to the same actor's sending actions with the same type messages may cause communications. If to the actor's sending action occurs before the the same actions reading action, an asynchronous communication will occur; otherwise, a deadlock δ will be caused.

There are eight kinds of asynchronous communications as follows.

(1) The communications between WSO and its AAs with the following constraints.

$$s_{AA_1}(ReceiveRB_{WA}) \leq r_{AA_1}(ReceiveRB_{WA})$$

$$s_{WSO}(ReceiveRB_{AW}) \leq r_{WSO}(ReceiveRB_{AW})$$

$$s_{AA_2}(SendLB_{WA}) \leq r_{AA_2}(SendLB_{WA})$$

$$s_{WSO}(SendLB_{AW}) \leq r_{WSO}(SendLB_{AW})$$

$$s_{AA_3}(ReceiveSB_{WA}) \leq r_{AA_3}(ReceiveSB_{WA})$$

$$s_{WSO}(ReceiveSB_{AW}) \leq r_{WSO}(ReceiveSB_{AW})$$

$$s_{AA_4}(CalculteP_{WA}) \leq r_{AA_4}(CalculteP_{WA})$$

$$s_{WSO}(CalculateP_{AW}) \leq r_{WSO}(CalculateP_{AW})$$

$$s_{AA_5}(SendP_{WA}) \leq r_{AA_5}(SendP_{WA})$$

$$s_{WSO}(SendP_{AW}) \leq r_{WSO}(SendP_{AW})$$

$$s_{AA_6}(GetPays_{WA}) \leq r_{AA_6}(GetPays_{WA})$$

$$s_{WSO}(GetPays_{AW}) \leq r_{WSO}(GetPays_{AW})$$

(2) The communications between WSO and WS_1 with the following constraints.

$$s_{WS_1}(SendLB_{WW_1}) \leq r_{WS_1}(SendLB_{WW_1})$$

$$s_{WSO}(ReceiveSB_{WW_1}) \leq r_{WSO}(ReceiveSB_{WW_1})$$

$$s_{WS_1}(SendP_{WW_1}) \leq r_{WS_1}(SendP_{WW_1})$$

$$s_{WSO}(GetPays_{WW_1}) \leq r_{WSO}(GetPays_{WW_1})$$

(3) The communications between WSO and WS_2 with the following constraints.

$$s_{WS_2}(BBFinish_{WW_2}) \leq r_{WS_2}(BBFinish_{WW_2})$$

(4) The communications between WSO and WS_3 with the following constraints.

$$s_{WS_3}(ShipByT_{WW_3}) \leq r_{WS_3}(ShipByT_{WW_3})$$

$$s_{WSO}(ShipFinish_{WW_3}) \leq r_{WSO}(ShipFinish_{WW_3})$$

(5) The communications between WSO and WS_4 with the following constraints.

$$s_{WS_4}(ShipByA_{WW_4}) \leq r_{WS_4}(ShipByA_{WW_4})$$

$$s_{WSO}(ShipFinish_{WW_4}) \leq r_{WSO}(ShipFinish_{WW_4})$$

(6) The communications between WSO and $WSOIM$ with the following constraints.

$$s_{WSO}(ReceiveRB_{MW}) \leq r_{WSO}(ReceiveRB_{MW})$$

(7) The communications between WSO and SS with the following constraints.

$$s_{SS}(DI_{SS}) \leq r_{SS}(DI_{SS})$$

$$s_{WSO}(DO_{SS}) \leq r_{WSO}(DO_{SS})$$

(8) The communications between WS_2 and $WSOIM$ with the following constraints.

$$s_{WSOIM}(ReceiveRB_{WM}) \leq r_{WSOIM}(ReceiveRB_{WM})$$

So, the set H and I can be defined as follows.

$$\begin{aligned} H = \{ & s_{AA_1}(ReceiveRB_{WA}), r_{AA_1}(ReceiveRB_{WA}), \\ & s_{WSO}(ReceiveRB_{AW}), r_{WSO}(ReceiveRB_{AW}), \\ & s_{AA_2}(SendLB_{WA}), r_{AA_2}(SendLB_{WA}), \\ & s_{WSO}(SendLB_{AW}), r_{WSO}(SendLB_{AW}), \\ & s_{AA_3}(ReceiveSB_{WA}), r_{AA_3}(ReceiveSB_{WA}), \\ & s_{WSO}(ReceiveSB_{AW}), r_{WSO}(ReceiveSB_{AW}), \\ & s_{AA_4}(CalculateP_{WA}), r_{AA_4}(CalculateP_{WA}), \\ & s_{WSO}(CalculateP_{AW}), r_{WSO}(CalculateP_{AW}), \\ & s_{AA_5}(SendP_{WA}), r_{AA_5}(SendP_{WA}), \\ & s_{WSO}(SendP_{AW}), r_{WSO}(SendP_{AW}), \\ & s_{AA_6}(GetPays_{WA}), r_{AA_6}(GetPays_{WA}), \\ & s_{WSO}(GetPays_{AW}), r_{WSO}(GetPays_{AW}), \\ & s_{WS_1}(SendLB_{WW_1}), r_{WS_1}(SendLB_{WW_1}), \\ & s_{WSO}(ReceiveSB_{WW_1}), r_{WSO}(ReceiveSB_{WW_1}), \\ & s_{WS_1}(SendP_{WW_1}), r_{WS_1}(SendP_{WW_1}), \\ & s_{WSO}(GetPays_{WW_1}), r_{WSO}(GetPays_{WW_1}), \\ & s_{WS_2}(BBFinish_{WW_2}), r_{WS_2}(BBFinish_{WW_2}), \\ & s_{WS_3}(ShipByT_{WW_3}), r_{WS_3}(ShipByT_{WW_3}), \\ & s_{WSO}(ShipFinish_{WW_3}), r_{WSO}(ShipFinish_{WW_3}), \\ & s_{WS_4}(ShipByA_{WW_4}), r_{WS_4}(ShipByA_{WW_4}), \\ & s_{WSO}(ShipFinish_{WW_4}), r_{WSO}(ShipFinish_{WW_4}), \\ & s_{WSO}(ReceiveRB_{MW}), r_{WSO}(ReceiveRB_{MW}), \end{aligned}$$

$s_{SS}(DI_{SS}), r_{SS}(DI_{SS}),$
 $s_{WSO}(DO_{SS}), r_{WSO}(DO_{SS}),$
 $s_{WSOIM}(ReceiveRB_{WM}), r_{WSOIM}(ReceiveRB_{WM})$
 $|s_{AA_1}(ReceiveRB_{WA}) \not\leq r_{AA_1}(ReceiveRB_{WA}),$
 $s_{WSO}(ReceiveRB_{AW}) \not\leq r_{WSO}(ReceiveRB_{AW}),$
 $s_{AA_2}(SendLB_{WA}) \not\leq r_{AA_2}(SendLB_{WA}),$
 $s_{WSO}(SendLB_{AW}) \not\leq r_{WSO}(SendLB_{AW}),$
 $s_{AA_3}(ReceiveSB_{WA}) \not\leq r_{AA_3}(ReceiveSB_{WA}),$
 $s_{WSO}(ReceiveSB_{AW}) \not\leq r_{WSO}(ReceiveSB_{AW}),$
 $s_{AA_4}(CalculteP_{WA}) \not\leq r_{AA_4}(CalculteP_{WA}),$
 $s_{WSO}(CalculateP_{AW}) \not\leq r_{WSO}(CalculateP_{AW}),$
 $s_{AA_5}(SendP_{WA}) \not\leq r_{AA_5}(SendP_{WA}),$
 $s_{WSO}(SendP_{AW}) \not\leq r_{WSO}(SendP_{AW}),$
 $s_{AA_6}(GetPays_{WA}) \not\leq r_{AA_6}(GetPays_{WA}),$
 $s_{WSO}(GetPays_{AW}) \not\leq r_{WSO}(GetPays_{AW}),$
 $s_{WS_1}(SendLB_{WW_1}) \not\leq r_{WS_1}(SendLB_{WW_1}),$
 $s_{WSO}(ReceiveSB_{WW_1}) \not\leq r_{WSO}(ReceiveSB_{WW_1}),$
 $s_{WS_1}(SendP_{WW_1}) \not\leq r_{WS_1}(SendP_{WW_1}),$
 $s_{WSO}(GetPays_{WW_1}) \not\leq r_{WSO}(GetPays_{WW_1}),$
 $s_{WS_2}(BBFinish_{WW_2}) \not\leq r_{WS_2}(BBFinish_{WW_2}),$
 $s_{WS_3}(ShipByT_{WW_3}) \not\leq r_{WS_3}(ShipByT_{WW_3}),$
 $s_{WSO}(ShipFinish_{WW_3}) \not\leq r_{WSO}(ShipFinish_{WW_3}),$
 $s_{WS_4}(ShipByA_{WW_4}) \not\leq r_{WS_4}(ShipByA_{WW_4}),$
 $s_{WSO}(ShipFinish_{WW_4}) \not\leq r_{WSO}(ShipFinish_{WW_4}),$
 $s_{WSO}(ReceiveRB_{MW}) \not\leq r_{WSO}(ReceiveRB_{MW}),$
 $s_{SS}(DI_{SS}) \not\leq r_{SS}(DI_{SS}),$
 $s_{WSO}(DO_{SS}) \not\leq r_{WSO}(DO_{SS}),$
 $s_{WSOIM}(ReceiveRB_{WM}) \not\leq r_{WSOIM}(ReceiveRB_{WM})\}$

$I = \{s_{AA_1}(ReceiveRB_{WA}), r_{AA_1}(ReceiveRB_{WA}),$
 $s_{WSO}(ReceiveRB_{AW}), r_{WSO}(ReceiveRB_{AW}),$
 $s_{AA_2}(SendLB_{WA}), r_{AA_2}(SendLB_{WA}),$
 $s_{WSO}(SendLB_{AW}), r_{WSO}(SendLB_{AW}),$
 $s_{AA_3}(ReceiveSB_{WA}), r_{AA_3}(ReceiveSB_{WA}),$
 $s_{WSO}(ReceiveSB_{AW}), r_{WSO}(ReceiveSB_{AW}),$
 $s_{AA_4}(CalculteP_{WA}), r_{AA_4}(CalculteP_{WA}),$
 $s_{WSO}(CalculateP_{AW}), r_{WSO}(CalculateP_{AW}),$
 $s_{AA_5}(SendP_{WA}), r_{AA_5}(SendP_{WA}),$
 $s_{WSO}(SendP_{AW}), r_{WSO}(SendP_{AW}),$
 $s_{AA_6}(GetPays_{WA}), r_{AA_6}(GetPays_{WA}),$
 $s_{WSO}(GetPays_{AW}), r_{WSO}(GetPays_{AW}),$
 $s_{WS_1}(SendLB_{WW_1}), r_{WS_1}(SendLB_{WW_1}),$
 $s_{WSO}(ReceiveSB_{WW_1}), r_{WSO}(ReceiveSB_{WW_1}),$
 $s_{WS_1}(SendP_{WW_1}), r_{WS_1}(SendP_{WW_1}),$
 $s_{WSO}(GetPays_{WW_1}), r_{WSO}(GetPays_{WW_1}),$
 $s_{WS_2}(BBFinish_{WW_2}), r_{WS_2}(BBFinish_{WW_2}),$
 $s_{WS_3}(ShipByT_{WW_3}), r_{WS_3}(ShipByT_{WW_3}),$

$$\begin{aligned}
& s_{WSO}(ShipFinish_{WW_3}), r_{WSO}(ShipFinish_{WW_3}), \\
& s_{WS_4}(ShipByA_{WW_4}), r_{WS_4}(ShipByA_{WW_4}), \\
& s_{WSO}(ShipFinish_{WW_4}), r_{WSO}(ShipFinish_{WW_4}), \\
& s_{WSO}(ReceiveRB_{MW}), r_{WSO}(ReceiveRB_{MW}), \\
& s_{SS}(DI_{SS}), r_{SS}(DI_{SS}), \\
& s_{WSO}(DO_{SS}), r_{WSO}(DO_{SS}), \\
& s_{WSOIM}(ReceiveRB_{WM}), r_{WSOIM}(ReceiveRB_{WM}) \\
& |s_{AA_1}(ReceiveRB_{WA}) \leq r_{AA_1}(ReceiveRB_{WA}), \\
& s_{WSO}(ReceiveRB_{AW}) \leq r_{WSO}(ReceiveRB_{AW}), \\
& s_{AA_2}(SendLB_{WA}) \leq r_{AA_2}(SendLB_{WA}), \\
& s_{WSO}(SendLB_{AW}) \leq r_{WSO}(SendLB_{AW}), \\
& s_{AA_3}(ReceiveSB_{WA}) \leq r_{AA_3}(ReceiveSB_{WA}), \\
& s_{WSO}(ReceiveSB_{AW}) \leq r_{WSO}(ReceiveSB_{AW}), \\
& s_{AA_4}(CalculateP_{WA}) \leq r_{AA_4}(CalculateP_{WA}), \\
& s_{WSO}(CalculateP_{AW}) \leq r_{WSO}(CalculateP_{AW}), \\
& s_{AA_5}(SendP_{WA}) \leq r_{AA_5}(SendP_{WA}), \\
& s_{WSO}(SendP_{AW}) \leq r_{WSO}(SendP_{AW}), \\
& s_{AA_6}(GetPays_{WA}) \leq r_{AA_6}(GetPays_{WA}), \\
& s_{WSO}(GetPays_{AW}) \leq r_{WSO}(GetPays_{AW}), \\
& s_{WS_1}(SendLB_{WW_1}) \leq r_{WS_1}(SendLB_{WW_1}), \\
& s_{WSO}(ReceiveSB_{WW_1}) \leq r_{WSO}(ReceiveSB_{WW_1}), \\
& s_{WS_1}(SendP_{WW_1}) \leq r_{WS_1}(SendP_{WW_1}), \\
& s_{WSO}(GetPays_{WW_1}) \leq r_{WSO}(GetPays_{WW_1}), \\
& s_{WS_2}(BBFinish_{WW_2}) \leq r_{WS_2}(BBFinish_{WW_2}), \\
& s_{WS_3}(ShipByT_{WW_3}) \leq r_{WS_3}(ShipByT_{WW_3}), \\
& s_{WSO}(ShipFinish_{WW_3}) \leq r_{WSO}(ShipFinish_{WW_3}), \\
& s_{WS_4}(ShipByA_{WW_4}) \leq r_{WS_4}(ShipByA_{WW_4}), \\
& s_{WSO}(ShipFinish_{WW_4}) \leq r_{WSO}(ShipFinish_{WW_4}), \\
& s_{WSO}(ReceiveRB_{MW}) \leq r_{WSO}(ReceiveRB_{MW}), \\
& s_{SS}(DI_{SS}) \leq r_{SS}(DI_{SS}), \\
& s_{WSO}(DO_{SS}) \leq r_{WSO}(DO_{SS}), \\
& s_{WSOIM}(ReceiveRB_{WM}) \leq r_{WSOIM}(ReceiveRB_{WM})\} \\
& \cup I_{AA_1} \cup I_{AA_2} \cup I_{AA_3} \cup I_{AA_4} \cup I_{AA_5} \cup I_{AA_6} \cup I_{AA_7} \cup I_{WSOIM} \cup I_{WSO} \cup I_{WS_1} \cup I_{WS_2} \cup I_{WS_3} \cup I_{WS_4} \cup I_{SS}
\end{aligned}$$

Then, we can get the following conclusion.

Theorem 8.1. *The whole actor system of buying books example illustrated in Figure 11 can exhibit desired external behaviors.*

Proof. By use of the algebraic laws of APTC, we can prove the following equation:

$$\begin{aligned}
& \tau_I(\partial_H(WS_1 \bowtie WS_2 \bowtie WS_3 \bowtie WS_4 \bowtie WSOIM \bowtie SS)) \\
& = \tau_I(\partial_H(WS_1 \bowtie WS_2 \bowtie WS_3 \bowtie WS_4 \bowtie WSOIM \bowtie SS \bowtie WSO \bowtie AA_1 \bowtie AA_2 \bowtie AA_3 \bowtie \\
& AA_4 \bowtie AA_5 \bowtie AA_6 \bowtie AA_7)) \\
& = r_{WS_2}(RequestLB_{WS_2}) \cdot s_O(BBFinish_O) \cdot \tau_I(\partial_H(WS_1 \bowtie WS_2 \bowtie WS_3 \bowtie WS_4 \bowtie WSOIM \bowtie \\
& SS \bowtie WSO \bowtie AA_1 \bowtie AA_2 \bowtie AA_3 \bowtie AA_4 \bowtie AA_5 \bowtie AA_6 \bowtie AA_7)) \\
& = r_{WS_2}(RequestLB_{WS_2}) \cdot s_O(BBFinish_O) \cdot \tau_I(\partial_H(WS_1 \bowtie WS_2 \bowtie WS_3 \bowtie WS_4 \bowtie WSOIM \bowtie \\
& SS))
\end{aligned}$$

For the details of the proof, we omit them, please refer to section 2.10.

□

References

- [1] R. Milner. (1989). *Communication and concurrency*. Printice Hall.
- [2] R. Milner. (1980). *A calculus of communicating systems*. LNCS 92, Springer.
- [3] W. Fokkink. (2007). *Introduction to process algebra 2nd ed*. Springer-Verlag.
- [4] J. Baeten, F. W. Vaandrager. (1992). An algebra for process creation. *Acta Informatica*, 29(4), 303–334.
- [5] J. F. Groote, A. Ponse. (1994). Process algebra with guards: combining hoare logic with process algebra. *Formal Aspects of Computing*, 6(2): 115-164.
- [6] F. Moller. (1990). The importance of the left merge operator in process algebras. In M.S. Paterson, ed., *Proceedings 17th Colloquium on Automata, Languages and Programming (ICALP'90)*, Warwick, LNCS 443, 752-764. Springer.
- [7] F.W. Vaandrager. (1986). Verification of two communication protocols by means of process algebra. Report CS-R8608, CWI, Amsterdam.
- [8] Y. Wang. (2016). Algebraic laws for true concurrency. Manuscript, arXiv: 1611.09035.
- [9] Y. Wang. (2017). A calculus for true concurrency. Manuscript, arxiv: 1703.00159.
- [10] Y. Wang. (2017). A calculus of truly concurrent mobile processes. Manuscript, arXiv:1704.07774.
- [11] K.A. Bartlett, R.A. Scantlebury, and P.T. Wilkinson. (1969). A note on reliable full-duplex transmission over half-duplex links. *Communications of the ACM*, 12(5):260–261.
- [12] C. Hewitt. (1977). View control structures as patterns of passing messages. *J. Artificial Intelligence*, 8(3): 323–346.
- [13] G. Agha. (1986). *Actors: a model of concurrent computation in distributed systems*. Ph.D. thesis, MIT.
- [14] G. Agha, I. Mason, S. Smith, C. Talcott. (1993). A foundation for actor computation. *Journal of Functional Programming*.
- [15] G. Agha, and P. Thati. (2004). An algebraic theory of actors and its application to a simple object-based language. *From Object-Orientation to Formal Methods, Essays in Memory of Ole-Johan Dahl DBLP*, 26–57.
- [16] R. Milner, J. Parrow, and D. Walker. (1992). A Calculus of Mobile Processes, Part I. *Information and Computation*, 100(1):1–40.
- [17] R. Milner, J. Parrow, and D. Walker. (1992). A calculus of mobile processes, Part II. *Information and Computation*, 100(1):41–77.
- [18] D. Jordan, J. Evdemon. (2007). *Web Services Business Process Execution Language Version 2.0*. OASIS Standard.

- [19] N. Kavantzaz, D. Burdett, G. Ritzinger, et al. (2005). Web Services Choreography Description Language Version 1.0. W3C Candidate Recommendation.
- [20] Y. Wang. (2013). Formal Model of Web Service Composition: An Actor-Based Approach to Unifying Orchestration and Choreography. arXiv:1312.0677.
- [21] Y. Wang. (2016). A Formal Model of QoS-Aware Web Service Orchestration Engine. IEEE TNSM, 13(1):113–125.

A XML-Based Web Service Specifications for Buying Books Example

In Figure 7, the user agent business process being modeled as UserAgent WSO described by WS-BPEL is described in following.

```
<process name="UserAgent"
  targetNamespace="http://example.wscs.com/2011/ws-bp/useragent"
  xmlns="http://docs.oasis-open.org/wsbpel/2.0/process/executable"
  xmlns:lns="http://example.wscs.com/2011/wsd/BookStore.wsd"
  xmlns:bns="http://example.wscs.com/2011/wsd/BookStore.wsd" >
  <documentation xml:lang="EN">
    This document describes the UserAgent process.
  </documentation>
  <partnerLinks>
    <partnerLink name="UserAndUserAgent"
      partnerLinkType="lns:UserAnduserAgentLT" myRole="userAgent" />
    <partnerLink name="UserAgentAndBookStore"
      partnerLinkType="lns:UserAgentAndBookStoreLT"
      myRole="user" partnerRole="seller" />
  </partnerLinks>
  <variables>
    <variable name="RequestListofBooks" messageType="lns:requestListofBooks" />
    <variable name="RequestListofBooksResponse" messageType="lns:requestListofBooksResponse" />
    <variable name="ReceiveListofBooks" messageType="lns:receiveListofBooks" />
    <variable name="ReceiveListofBooksResponse" messageType="lns:receiveListofBooksResponse" />
    <variable name="SelectListofBooks" messageType="lns:selectListofBooks" />
    <variable name="SelectListofBooksResponse" messageType="lns:selectListofBooksResponse" />
    <variable name="ReceivePrice" messageType="lns:receivePrice" />
    <variable name="ReceivePriceResponse" messageType="lns:receivePriceResponse" />
    <variable name="Pays" messageType="lns:pays" />
    <variable name="PaysResponse" messageType="lns:paysResponse" />
  </variables>
  <sequence>
    <receive partnerLink="UserAndUserAgent"
      portType="lns:userAgent4userInterface"
      message="RequestListofBooks" />
    <send partnerLink="UserAgentAndBookStore"
      portType="lns:BookStore4userInterface"
      message="RequestListofBooksResponse" />
    <receive partnerLink="UserAgentAndBookStore"
      portType="lns:BookStore4userInterface"
      message="ReceiveListofBooks" />
    <send partnerLink="UserAgentAndBookStore"
      portType="lns:BookStore4userInterface"
      message="ReceiveListofBooksResponse" />
    <receive partnerLink="UserAgentAndBookStore"
      portType="lns:BookStore4userInterface"
      message="SelectListofBooks" />
    <send partnerLink="UserAgentAndBookStore"
      portType="lns:BookStore4userInterface"
      message="SelectListofBooksResponse" />
    <receive partnerLink="UserAgentAndBookStore"
      portType="lns:BookStore4userInterface"
      message="ReceivePrice" />
    <send partnerLink="UserAgentAndBookStore"
      portType="lns:BookStore4userInterface"
      message="ReceivePriceResponse" />
    <receive partnerLink="UserAgentAndBookStore"
      portType="lns:BookStore4userInterface"
      message="Pays" />
    <send partnerLink="UserAgentAndBookStore"
      portType="lns:BookStore4userInterface"
      message="PaysResponse" />
  </sequence>
</process>
```

```

    operation="opRequestListofBooks" variable="RequestListofBooks"
    createInstance="yes" }
</receive>
<invoke partnerLink="UserAgentAndBookStore"
    portType="bns:bookStore4userAgentInterface"
    operation="opRequestListofBooks" inputVariable="RequestListofBooks"
    outputVariable="RequestListofBooksResponse" }
</invoke>
<receive partnerLink="UserAgentAndBookStore"
    portType="lns:userAgent4BookStoreInterface"
    operation="opReceiveListofBooks" variable="ReceiveListofBooks" }
</receive>
<reply partnerLink="UserAgentAndBookStore"
    portType="lns:userAgent4BookStoreInterface"
    operation="opReceiveListofBooks" variable="ReceiveListofBooksResponse" }
</reply>
<!--send the received book list to the user-->
<receive partnerLink="UserAndUserAgent"
    portType="lns:userAgent4userInterface"
    operation="opSelectListofBooks" variable="SelectListofBooks" }
</receive>
<reply partnerLink="UserAndUserAgent"
    portType="lns:userAgent4userInterface"
    operation="opSelectListofBooks" variable="SelectListofBooksResponse" }
</reply>
<invoke partnerLink="UserAgentAndBookStore"
    portType="bns:bookStore4userAgentInterface"
    operation="opSelectListofBooks" inputVariable="SelectListofBooks"
    outputVariable="SelectListofBooksResponse" }
</invoke>
<receive partnerLink="UserAgentAndBookStore"
    portType="lns:userAgent4BookStoreInterface"
    operation="opReceivePrice" variable="ReceivePrice" }
</receive>
<reply partnerLink="UserAgentAndBookStore"

```

```

    portType="Ins:userAgent4BookStoreInterface"
    operation="opReceivePrice" variable="ReceivePriceResponse" }
</reply>
<!--send the price to the user and get pays from the user-->
<invoke partnerLink="UserAgentAndBookStore"
    portType="bns:bookStore4userAgentInterface"
    operation="opPays" inputVariable="Pays" outputVariable="PaysResponse" >
</invoke>
<reply partnerLink="UserAndUserAgent"
    portType="Ins:userAgent4userInterface"
    operation="opRequestListofBooks" variable="PaysResponse" >
</reply>
</sequence>
</process>

```

The interface WS for UserAgent WSO being called UserAgent WS described by WSDL is as following.

```

<?xml version="1.0" encoding="utf-8"?>
<description
    xmlns="http://www.w3.org/2004/08/wSDL"
    targetNamespace="http://example.wscs.com/2011/wSDL/UserAgent.wSDL"
    xmlns:plnk="http://docs.oasis-open.org/wsbpel/2.0/plnktype"
    xmlns:tns="http://example.wscs.com/2011/wSDL/UserAgent.wSDL"
    xmlns:ghns="http://example.wscs.com/2011/schemas/UserAgent.xsd"
    xmlns:bsns="http://example.wscs.com/2011/wSDL/BookStore.wSDL"
    xmlns:wsoap="http://www.w3.org/2004/08/wSDL/soap12"
    xmlns:soap="http://www.w3.org/2003/05/soap-envelope" >
<documentation>
    This document describes the userAgent Web service.
</documentation>
<types>
<xs:schema
    xmlns:xs="http://www.w3.org/2001/XMLSchema"
    targetNamespace="http://example.wscs.com/2011/schemas/UserAgent.xsd"

```

```

xmlns="http://example.wscs.com/2011/schemas/UserAgent.xsd")
<xs:element name="requestListofBooks" type="tRequestListofBooks" />
<xs:complexType name="tRequestListofBooks" />
<xs:element name="requestListofBooksReponse"
  type="tRequestListofBooksResponse" />
<xs:complexType name="tRequestListofBooksResponse" />
<xs:element name="receiveListofBooks" type="tReceiveListofBooks" />
<xs:complexType name="tReceiveListofBooks" />
<xs:element name="receiveListofBooksResponse"
  type="tReceiveListofBooksResponse" />
<xs:complexType name="tReceiveListofBooksResponse" />
<xs:element name="selectListofBooks" type="tSelectListofBooks" />
<xs:complexType name="tSelectListofBooks" />
<xs:element name="selectListofBooksResponse"
  type="tSelectListofBooksResponse" />
<xs:complexType name="tSelectListofBooksResponse" />
<xs:element name="receivePrice" type="xs:float" />
<xs:element name="receivePriceResponse" type="tReceivePriceResponse" />
<xs:complexType name="tReceivePriceResponse" />
<xs:element name="pays" type="tPays" />
<xs:complexType name="tPays" />
<xs:element name="paysResponse" type="tPaysResponse" />
<xs:complexType name="tPaysResponse" />
</xs:schema>
</types>
<interface name = "UserAgent4UserInterface">
  <operation name="opRequestListofBooks">
    <input messageLabel="InOpRequestListofBooks"
      element="ghns:requestListofBooks" />
    <output messageLabel="OutOpRequestListofBooks"
      element="ghns:requestListofBooksReponse" />
  </operation>
  <operation name="opSelectListofBooks">
    <input messageLabel="InOpSelectListofBooks"
      element="ghns:selectListofBooks" />

```



```

    <output messageLabel=" OutOpSelectListofBooks"
      element="ghns:selectListofBooksResponse" />
  </operation>
</interface>
<interface name = "UserAgent4BookStoreInterface">
  <operation name="opReceiveListofBooks">
    <input messageLabel="InOpReceiveListofBooks"
      element="ghns:receiveListofBooks" />
    <output messageLabel=" OutOpReceiveListofBooks"
      element="ghns:receiveListofBooksResponse" />
  </operation>
  <operation name="opReceivePrice">
    <input messageLabel="InOpReceivePrice"
      element="ghns:receivePrice" />
    <output messageLabel=" OutOpReceivePrice"
      element="ghns:receivePriceResponse" />
  </operation>
</interface>
<plnk:partnerLinkType name="UserAndUserAgentLT">
  <plnk:role name="UserAgent"
    portType="tns:UserAgent4UserInterface" />
</plnk:partnerLinkType>
<plnk:partnerLinkType name="UserAgentAndBookStoreLT">
  <plnk:role name="user"
    portType="tns:UserAgent4BookStoreInterface" />
  <plnk:role name="seller"
    portType="bsns:BookStore4UserAgentInterface" />
</plnk:partnerLinkType>
</description>

```

In the buying books example, the WSC between user agent and bookstore (exactly UserAgentWS and BookStoreWS) called BuyingBookWSC being described by WS-CDL is following.

```

<?xml version="1.0" encoding="UTF-8"?>
<package xmlns="http://www.w3.org/2005/10/cdl"

```

```

xmlns:cdl="http://www.w3.org/2005/10/cdl"
xmlns:xsi="http://www.w3.org/2001/XMLSchema-instance"
xmlns:xsd="http://www.w3.org/2001/XMLSchema"
xmlns:bans="http://example.wscs.com/2011/wsd/UAgent.wsd"
xmlns:bsns="http://example.wscs.com/2011/wsd/BookStore.wsd"
xmlns:tns="http://example.wscs.com/2011/cdl/BuyingBookWSC"
targetNamespace="http://example.wscs.com/2011/cdl/BuyingBookWSC"
name="BuyingBookWSC"
version="1.0"
<informationType name="requestListOfBooksType" type="bsns:tRequestListOfBooks" />
<informationType name="requestListOfBooksResponseType"
  type="bsns:tRequestListOfBooksResponse" />
<informationType name="listofBooksType" type="bsns:tListofBooks" />
<informationType name="listofBooksResponseType"
  type="bsns:tListofBooksResponse" />
<informationType name="selectListOfBooksType"
  type="bsns:tSelectListOfBooks" />
<informationType name="selectListOfBooksResponseType"
  type="bsns:tSelectListOfBooksResponse" />
<informationType name="priceType" type="bsns:tPrice" />
<informationType name="priceResponseType" type="bsns:tPriceResponse" />
<informationType name="paysType" type="bsns:tPays" />
<informationType name="paysResponseType" type="bsns:tPaysResponse" />
<roleType name="UserAgent"
  <behavior name="UserAgent4BookStore" interface="bans:BuyAgent4BookStoreInterface" />
</roleType>
<roleType name="BookStore"
  <behavior name="BookStore4userAgent" interface="rns:BookStore4userAgentInterface" />
</roleType>
<relationshipType name="UserAgentAndBookStoreRelationship"
  <roleType typeRef="tns:user" behavior="UserAgent4BookStore" />
  <roleType typeRef="tns:seller" behavior="BookStore4userAgent" />
</relationshipType>
<choreography name="BuyingBookWSC"
  <relationship type="tns:UserAgentAndBookStoreRelationship" />

```

```

(variableDefinitions)
  <variable name="requestListOfBooks" informationType="tns:requestListOfBooksType" />
  <variable name="requestListOfBooksResponse"
    informationType="tns:requestListOfBooksResponseType" />
  <variable name="listofBooks" informationType="tns:listofBooksType" />
  <variable name="listofBooksResponse" informationType="tns:listofBooksResponseType" />
  <variable name="selectListOfBooks" informationType="tns:selectListOfBooksType" />
  <variable name="selectListOfBooksResponse"
    informationType="tns:selectListOfBooksResponseType" />
  <variable name="price" informationType="tns:priceType" />
  <variable name="priceResponse" informationType="tns:priceResponseType" />
  <variable name="pays" informationType="tns:paysType" />
  <variable name="paysResponse" informationType="tns:paysResponseType" />
</variableDefinitions>
(sequence)
  <interaction name="InteractionBetweenBAandBS1">
    <participate relationshipType="tns:UserAgentAndBookStoreRelationship"
      fromRoleTypeRef="tns:user" toRoleTypeRef="tns:seller" />
    <exchange name="requestListOfBooks"
      informationType="tns:requestListOfBooksType" action="request">
      <send variable="cdl:getVariable('tns:requestListOfBooks',",")" />
      <receive variable="cdl:getVariable('tns:requestListOfBooks',",")" />
    </exchange>
    <exchange name="requestListOfBooksResponse"
      informationType="requestListOfBooksResponseType" action="respond">
      <send variable="cdl:getVariable('tns:requestListOfBooksResponse',",")" />
      <receive variable="cdl:getVariable('tns:requestListOfBooksResponse',",")" />
    </exchange>
  </interaction>
  <interaction name="InteractionBetweenBAandBS2">
    <participate relationshipType="tns:UserAgentAndBookStoreRelationship"
      fromRoleTypeRef="tns:seller" toRoleTypeRef="tns:user" />
    <exchange name="sendListOfBooks"
      informationType="tns:listofBooksType" action="request">
      <send variable="cdl:getVariable('tns:listofBooks',",")" />

```

```

    <receive variable="cdl:getVariable('tns:listofBooks',",")"/>
  </exchange>
  <exchange name="sendListOfBooksResponse"
    informationType="listofBooksResponseType" action="respond">
    <send variable="cdl:getVariable('tns:listofBooksResponse',",")"/>
    <receive variable="cdl:getVariable('tns:listofBooksResponse',",")"/>
  </exchange>
</interaction>
<interaction name="InteractionBetweenBAandBS3">
  <participate relationshipType="tns:UserAgentAndBookStoreRelationship"
    fromRoleTypeRef="tns:user" toRoleTypeRef="tns:seller"/>
  <exchange name="selectListOfBooks"
    informationType="tns:selectListOfBooksType" action="request">
    <send variable="cdl:getVariable('tns:selectListOfBooks',",")"/>
    <receive variable="cdl:getVariable('tns:selectListOfBooks',",")"/>
  </exchange>
  <exchange name="selectListOfBooksResponse"
    informationType="selectListOfBooksResponseType" action="respond">
    <send variable="cdl:getVariable('tns:selectListOfBooksResponse',",")"/>
    <receive variable="cdl:getVariable('tns:selectListOfBooksResponse',",")"/>
  </exchange>
</interaction>
<interaction name="InteractionBetweenBAandBS4">
  <participate relationshipType="tns:UserAgentAndBookStoreRelationship"
    fromRoleTypeRef="tns:seller" toRoleTypeRef="tns:user"/>
  <exchange name="sendPrice"
    informationType="tns:priceType" action="request">
    <send variable="cdl:getVariable('tns:price',",")"/>
    <receive variable="cdl:getVariable('tns:price',",")"/>
  </exchange>
  <exchange name="sendPriceResponse"
    informationType="priceResponseType" action="respond">
    <send variable="cdl:getVariable('tns:priceResponse',",")"/>
    <receive variable="cdl:getVariable('tns:priceResponse',",")"/>
  </exchange>

```

```

</interaction>
<interaction name="InteractionBetweenBAandBS5">
  <participate relationshipType="tns:UserAgentAndBookStoreRelationship"
    fromRoleTypeRef="tns:user" toRoleTypeRef="tns:seller"/>
  <exchange name="pays"
    informationType="tns:paysType" action="request">
    <send variable="cdl:getVariable('tns:pays','(',')'"/>
    <receive variable="cdl:getVariable('tns:pays','(',')'"/>
  </exchange>
  <exchange name="paysResponse"
    informationType="paysResponseType" action="respond">
    <send variable="cdl:getVariable('tns:paysResponse','(',')'"/>
    <receive variable="cdl:getVariable('tns:paysResponse','(',')'"/>
  </exchange>
</interaction>
</sequence>
</choreography>
</package>

```

B The BookStore WSO Described by WS-BPEL

```

<process name="BookStore"
  targetNamespace="http://example.wscs.com /2011/ws-bp/bookstore" ...>
  <partnerLinks>
    <partnerLink name="BSAndBA" ... />
    <partnerLink name="BSAndRC" ... />
    <partnerLink name="BSAndAC" ... />
  </partnerLinks>
  <variables>
    <variable name="RequestListofBooks" messageType="lns:requestListofBooks" />
    <variable name="RequestListofBooksResponse" messageType="lns:requestListofBooksResponse" />
    <variable name="ListofBooks" messageType="lns:listofBooks" />
    <variable name="ListofBooksResponse" messageType="lns:listofBooksResponse" />
  </variables>

```

```

    <variable name="SelectListofBooks" messageType="lns:selectListofBooks" />
    <variable name="SelectListofBooksResponse" messageType="lns:selectListofBooksResponse" />
    <variable name="Price" messageType="lns:price" />
    <variable name="PriceResponse" messageType="lns:priceResponse" />
    <variable name="Pays" messageType="lns:pays" />
    <variable name="PaysResponse" messageType="lns:paysResponse" />
    <variable name="ShipmentByTrain" messageType="lns:shipmentByTrain" />
    <variable name="ShipmentByTrainResponse" messageType="lns:shipmentByTrainResponse" />
    <variable name="ShipmentByAir" messageType="lns:shipmentByAir" />
    <variable name="ShipmentByAirResponse" messageType="lns:shipmentByAirResponse" />
  </variables>
  <sequence>
    <receive partnerLink="BSAndBA" portType="lns:bookStore4BuyerAgent-Interface" operation="opRequestListofBooks" variable="RequestListofBooks" createInstance="yes" />
    </receive>
    <invoke partnerLink="BSAndBA" portType="bns:buyAgent4BookStore-Interface" operation="opReceiveListofBooks" inputVariable="ListofBooks" outputVariable="ListofBooksResponse" />
    </invoke>
    <receive partnerLink="BSAndBA" portType="lns:bookStore4BuyerAgent-Interface" operation="opSelectListofBooks" variable="SelectListofBooks" />
    </receive>
    <reply partnerLink="BSAndBA" portType="lns:bookStore4BuyerAgent-Interface" operation="opSelectListofBooks" variable="SelectListofBooksResponse" />
    </reply>
    <!--inner activity: calculate the price of selected books-->
    <invoke partnerLink="BSAndBA" portType="bns:buyAgent4BookStore-Interface" operation="opReceivePrice" inputVariable="Price" outputVariable="PriceResponse" />
    <receive partnerLink="BSAndBA" portType="lns:bookStore4BuyerAgent-Interface" operation="opPays" variable="Pays" />
    </receive>
    <reply partnerLink="BSAndBA" portType="lns:bookStore4BuyerAgent-Interface" operation="opPays" variable="PaysResponse" />
    <if><condition> getVariable('Price') < 100 </condition>
      <invoke partnerLink="BSAndAC" portType="ans:airlineCorp4BookStore-Interface" operation="opShipmentByAir" inputVariable="ShipmentByAir" outputVariable="ShipmentByAirResponse" />
    <else>

```

```
    <invoke partnerLink="BSAndRC" portType="rns:railwayCorp4BookStore-Interface"
operation="opShipmentByTrain" inputVariable="ShipmentByTrain" outputVariable="ShipmentByTrain-
Response" >
    </else></if>
</sequence>
</process>
```
