

Bootstrapping Semantic Segmentation with Regional Contrast

Shikun Liu^{*1}, Shuaifeng Zhi¹, Edward Johns², and Andrew J. Davison¹

¹Dyson Robotics Lab, Imperial College London

²Robot Learning Lab, Imperial College London

Abstract

We present ReCo, a contrastive learning framework designed at a regional level to assist learning in semantic segmentation. ReCo performs semi-supervised or supervised pixel-level contrastive learning on a sparse set of hard negative pixels, with minimal additional memory footprint. ReCo is easy to implement, being built on top of off-the-shelf segmentation networks, and consistently improves performance in both semi-supervised and supervised semantic segmentation methods, achieving smoother segmentation boundaries and faster convergence. The strongest effect is in semi-supervised learning with very few labels. With ReCo, we achieve high quality semantic segmentation models, requiring only 5 examples of each semantic class. Code is available at <https://github.com/lorenmt/reco>.

1 Introduction

Semantic segmentation is an essential part of applications such as scene understanding and autonomous driving, whose goal is to assign a semantic label to each pixel in an image. Significant progress has been achieved by use of large datasets with high quality human annotations. However, labelling images with pixel-level accuracy is time consuming and expensive; for example, labelling a single image in CityScapes can take more than 90 minutes [6]. When deploying semantic segmentation models in practical applications where only limited labelled data are available, high quality ground-truth annotation is a significant bottleneck.

To reduce the need for labelled data, there is a recent surge of interest in leveraging unlabelled data for semi-supervised learning. Previous methods include improving segmentation models via adversarial learning [12, 21] and self-training [37, 36, 35]. Others focus on designing advanced data augmentation strategies to generate pseudo image-annotation pairs from unlabelled images [24, 9].

In both semi-supervised and supervised learning, a semantic segmentation model often predicts smooth label maps, because neighbouring pixels are usually of the same class, and rarer high-frequency regions are typically only found in object boundaries. This learning bias nat-

^{*}Corresponding Author: shikun.liu17@imperial.ac.uk.

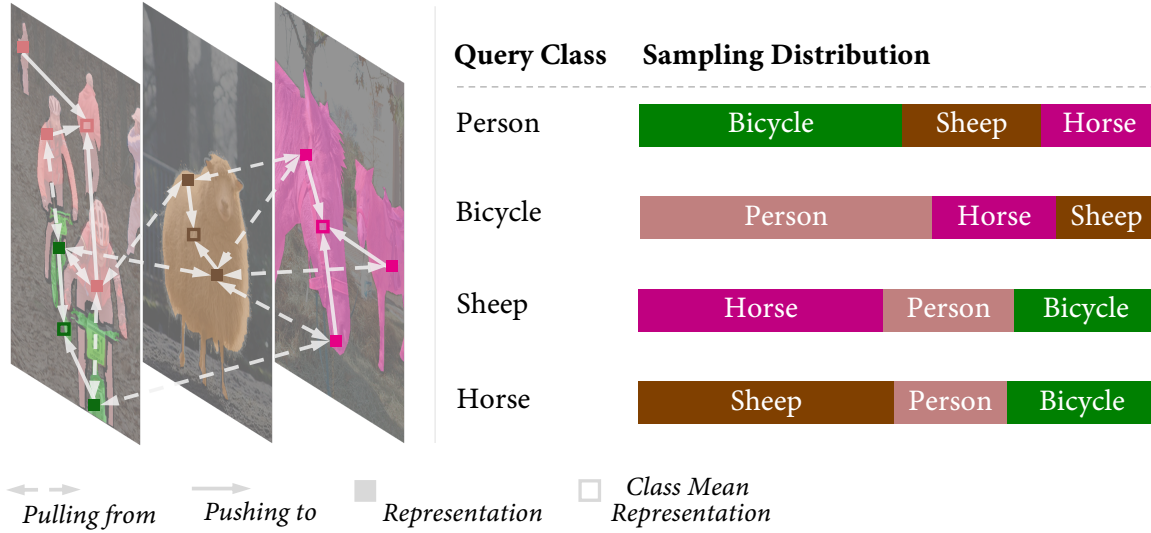


Figure 1: ReCo pushes representations within a class closer to the class mean representation, whilst simultaneously pushing these representations away from negative representations sampled in different classes. The sampling distribution from negative classes is adaptive to each query class. For example, due to the strong relation between bicycle and person class, ReCo will sample more representations in bicycle class, when learning person class, compared to other classes.

usually produces blurry contours and regularly mis-labels rare objects. After carefully examining the label predictions, we further observe that wrongly labelled pixels are typically confused with very few other classes; *e.g.* a pixel labelled as `rider` has a much higher chance of being wrongly classified as `person`, compared to `building` or `bus`. By understanding this class structure, learning can be actively focused on the most challenging pixels to improve overall segmentation quality.

Here we propose ReCo, a contrastive learning framework designed at a regional level. Specifically, ReCo is a new loss function which helps semantic segmentation not only to learn from local context (neighbouring pixels), but also from global semantic class relationships across the entire dataset. ReCo performs supervised or semi-supervised contrastive learning on a pixel-level dense representation, as visualised in Fig. 1. For each semantic class in a training mini-batch, ReCo samples a set of pixel-level representations (queries), and encourages them to be close to the class mean averaged across all representations in this class (positive keys), and simultaneously pushes them away from representations sampled from other classes (negative keys).

For pixel-level contrastive learning with high-resolution images, it is impractical to sample all pixels which would cost huge memory footprint and considerably slow training time. In ReCo, we actively sample a sparse set of queries and keys, consisting of *less than 5%* of all available pixels. We sample negative keys from a learned distribution based on the relative distance between the mean representation of each negative key class and the query class. This distribution can be interpreted as a pairwise semantic class relationship, dynamically

updated during training. We sample queries for those corresponding pixels having a low prediction confidence. Active sampling helps ReCo to rapidly focus on the most confusing pixels for each semantic class, and requires minimal additional memory.

ReCo enables a high-accuracy segmentation model to be trained with very few human annotations. We evaluate ReCo in both semi-supervised and supervised settings. For semi-supervised learning, we propose two different modes: i) *Partial Dataset Full Labels* — a sparse subset of training images has full ground-truth labels, with the remaining data unlabelled; ii) *Partial Labels Full Dataset* — all images have some labels, but covering only a sparse subset of pixels. In both semi-supervised and supervised learning, we show that ReCo can consistently improve performance across all methods and datasets, obtaining sharper object boundaries and more accurate predictions.

2 Related Work

Semantic Segmentation The advances of semantic segmentation commonly rely on designing more powerful deep convolutional neural networks. Fully convolutional networks (FCNs) [19] are the foundation of modern segmentation network design. They were later improved with dilated/atrous convolutions with larger receptive fields, capturing more long range information [3, 4]. Alternative approaches include encoder-decoder architectures [26, 15], sometimes using skip connections [26] to refine filtered details.

A parallel direction is to improve optimisation strategies, by designing loss functions that better respect class imbalance [18] or using point-wise rendering strategy to refine uncertain pixels from high-frequency regions improving the label quality [16]. ReCo is built upon this line of research, a *model-agnostic* framework to improve segmentation by providing additional supervision on hard pixels.

Semi-supervised Classification and Segmentation The goal of semi-supervised learning is to improve model performance by taking advantage of a large amount of unlabelled data during training. Here consistency regularisation and entropy minimisation are two common strategies. The intuition is that the network’s output should be invariant to data perturbation and geometric transformation. Based on these strategies, many semi-supervised methods have been developed for image classification [27, 29, 2, 17].

However, for segmentation, generating effective pseudo-labels and well-designed data augmentation are non-trivial. Some solutions improved the quality of pseudo-labelling, using adversarial learning [12, 21] and class activation maps [38]; or enforcing consistency from different augmented images [9, 24], perturbed features [25] and different networks [13]. In this work, we show that rather than designing a more advanced pseudo-labelling strategy, we can improve the performance of current semi-supervised segmentation methods by jointly training with a suitable auxiliary task.

Contrastive Learning Contrastive learning learns a similarity function to bring views of the same data closer in representation space, whilst pushing views of different data apart. Most recent contrastive frameworks learn similarity scores based on *global representations* of

the views, parameterising data with a single vector [10, 5, 14]. *Dense representations*, on the other hand, rely on pixel-level representations and naturally provide additional supervision, capturing fine-grained pixel correspondence. Contrastive pre-training based on dense representations has recently been explored, and shows better performance in dense prediction tasks, such as object detection and keypoint detection [32, 23].

Contrastive Learning for Semantic Segmentation Contrastive learning has been recently studied to improve semantic segmentation, with a number of different design strategies. [33] and [34] both perform contrastive learning via pre-training, based on the generated auxiliary labels and ground-truth labels respectively, but at the cost of huge memory consumption. In contrast, ours performs contrastive learning whilst requiring much less memory, via active sampling. In concurrent work, [31, 1] also perform contrastive learning with active sampling. However, whilst both these methods are applied to a stored feature bank, ours focuses on sampling features on-the-fly. Active sampling in [1] is further based on learnable, class-specific attention modules, whilst ours only samples features based on relation graphs and prediction confidence, without introducing any additional computation overhead, which results in a simpler and much more memory-efficient implementation.

3 Regional Contrast (ReCo)

3.1 Pixel-Level Contrastive Learning

Let (X, Y) be a training dataset with training images $x \in X$ and their corresponding C -class pixel-level segmentation labels $y \in Y$, where y can be either provided in the original dataset (supervised learning setting) or generated automatically as pseudo-labels (semi-supervised learning setting). A segmentation network f is then optimised to learn a mapping $f_\theta : X \mapsto Y$, parameterised by network parameters θ . This segmentation network f can be decomposed into two parts: an encoder network: $\phi : X \mapsto Z$, and a decoder classification head $\psi_c : Z \mapsto Y$. To perform pixel-level contrastive learning, we additionally attach a decoder representation head ψ_r on top of the encoder network ϕ , parallel to the classification head, mapping the encoded feature into a higher m -dimensional dense representation with the same spatial resolution as the input image: $\psi_r : Z \mapsto R, R \in \mathbb{R}^m$. This representation head is only applied during training to guide the classifier using the ReCo loss as an auxiliary task, and is removed during inference.

A pixel-level contrastive loss is a function which encourages queries r_q to be similar to the positive key r_k^+ , and dissimilar to the negative keys r_k^- . All queries and keys are sampled from the decoder representation head: $r_q, r_k^{+, -} \in R$. In ReCo, we use a pixel-level contrastive loss in a supervised or semi-supervised manner across all available semantic classes in each mini-batch, with the distance between keys and queries measured by their normalised dot product. The general formation of the ReCo loss L_{reco} is then defined as:

$$L_{\text{reco}} = \sum_{c \in \mathcal{C}} \sum_{r_q \sim \mathcal{R}_q^c} -\log \frac{\exp(r_q \cdot r_k^{c,+} / \tau)}{\exp(r_q \cdot r_k^{c,+} / \tau) + \sum_{r_k^- \sim \mathcal{R}_k^c} \exp(r_q \cdot r_k^- / \tau)}, \quad (1)$$

for which \mathcal{C} is a set containing all available classes in the current mini-batch, τ is the temperature control of the softness of the distribution, \mathcal{R}_q^c represents a query set containing all representations whose labels belong to class c , \mathcal{R}_k^c represents a negative key set containing all representations whose labels do not belong to class c , and $r_k^{c,+}$ represents the positive key which is the mean representation of class c . Suppose \mathcal{P} is a set containing all pixel coordinates with the same resolution as R , these queries and keys are then defined as:

$$\mathcal{R}_q^c = \bigcup_{[u,v] \in \mathcal{P}} \mathbb{1}(y_{[u,v]} = c) r_{[u,v]}, \quad \mathcal{R}_k^c = \bigcup_{[u,v] \in \mathcal{P}} \mathbb{1}(y_{[u,v]} \neq c) r_{[u,v]}, \quad r_k^{c,+} = \frac{1}{|\mathcal{R}_q^c|} \sum_{r_q \in \mathcal{R}_q^c} r_q. \quad (2)$$

3.2 Active Hard Sampling on Queries and Keys

To perform pixel-level contrastive learning on all available pixels in high-resolution training images would be computationally expensive and require massive memory. Here we introduce active hard sampling strategies to optimise only a sparse set of queries and keys.

Active Key Sampling When classifying a pixel, a semantic network might be only uncertain over a very few number of candidates among all available classes. The uncertainty from these candidates typically comes from a close spatial (*e.g.* rider and bicycle) or semantic (*e.g.* horse and cow) relationship. To reduce this uncertainty, we propose to sample negative keys non-uniformly, based on the relative distance between each negative key class and the query class. This involves building a pair-wise class relationship graph G , with $G \in \mathbb{R}^{|\mathcal{C}| \times |\mathcal{C}|}$, computed and dynamically updated for each mini-batch. This pair-wise relationship is measured by the normalised dot product between the mean representation from a pair of two classes and is defined as:

$$G[p, q] = (r_k^{p,+} \cdot r_k^{q,+}), \quad \forall p, q \in \mathcal{C}, \text{ and } p \neq q. \quad (3)$$

We further apply SoftMax to normalise these pair-wise relationships among all negative classes j for each query class c , producing a distribution: $\exp(G[c, i]) / \sum_{j \in \mathcal{C}, j \neq c} \exp(G[c, j])$. We sample negative keys for each class i based on this distribution, to learn the corresponding query class c . This procedure allocates more samples to hard, confusing classes chosen specifically for each query class, helping the segmentation network to learn a more accurate decision boundary.

Active Query Sampling Due to the natural class imbalance in semantic segmentation, it is easy to over-fit on common classes, such as the road and building classes in the CityScapes dataset, or the background class in the Pascal VOC dataset. These common classes contribute to the majority of pixel space in training images, and so randomly sampling queries will under-sample rare classes and provide minimal supervision to these classes.

Therefore, we instead sample hard queries — for those corresponding pixel prediction confidence is below a defined threshold. Accordingly, ReCo loss would then guide the segmentation network providing suitable supervision on these less certain pixels. The easy and hard queries are defined as follows, and visualised in Fig. 2,

$$\mathcal{R}_q^{c, easy} = \bigcup_{r_q \in \mathcal{R}_q^c} \mathbb{1}(\hat{y}_q > \delta_s) r_q, \quad \mathcal{R}_q^{c, hard} = \bigcup_{r_q \in \mathcal{R}_q^c} \mathbb{1}(\hat{y}_q \leq \delta_s) r_q, \quad (4)$$



Figure 2: Easy and hard queries (shown in white) determined from the predicted confidence map in the Cityscapes dataset. Here we set the confidence threshold $\delta_s = 0.97$.

where \hat{y}_q is the predicted confidence of label c after the SoftMax operation corresponding to the same pixel location as r_q , and δ_s is the user-defined confidence threshold.

3.3 Learning Semantic Segmentation with ReCo

ReCo can easily be added to modern supervised and semi-supervised segmentation methods without changing the training pipeline, with *no additional cost* at inference time. To incorporate ReCo, we simply add an additional representation head ψ_r as described in Section 3.1, and apply the ReCo loss (in Eq. 1) to this representation using the sampling strategy introduced in Section 3.2. Following prior contrastive learning methods [10], we only compute gradients on queries, for better training stabilisation.

In the supervised segmentation setting, where all training data have ground-truth annotations, we apply the ReCo loss on dense representations corresponding to all valid pixels. The overall training loss is then the linear combination of the supervised cross-entropy loss and the ReCo loss:

$$L_{total} = L_{supervised} + L_{reco}. \quad (5)$$

In the semi-supervised segmentation setting, where only part of the training data has ground-truth annotations, we apply the Mean Teacher framework [29] following prior state-of-the-art semi-supervised segmentation methods [24, 21]. Instead of using the original segmentation network f_θ (which we call the student model), we instead use $f_{\theta'}$ (which we call the teacher model) to generate pseudo-labels from unlabelled images, where θ' is a moving average of the previous state of θ during training optimisation: $\theta'_t = \lambda\theta'_{t-1} + (1 - \lambda)\theta_t$, with a decay parameter $\lambda = 0.99$. This teacher model can be treated as a temporal ensemble of student models across training time t , resulting in more stable predictions for unlabelled images. The student model f_θ is then used to train on the augmented unlabelled images, with pseudo-labels as the ground-truths.

For all pixels with defined ground-truth labels, we apply the ReCo loss similarly to the supervised segmentation setting. For all pixels without such labels, we only sample pixels whose predicted pseudo-label confidence is greater than a threshold δ_w . This avoids sampling pixels which are likely to have incorrect pseudo-labels.

We apply the ReCo loss to a combined set of pixels from both labelled and unlabelled images. The overall training loss for semi-supervised segmentation is then the linear combination of

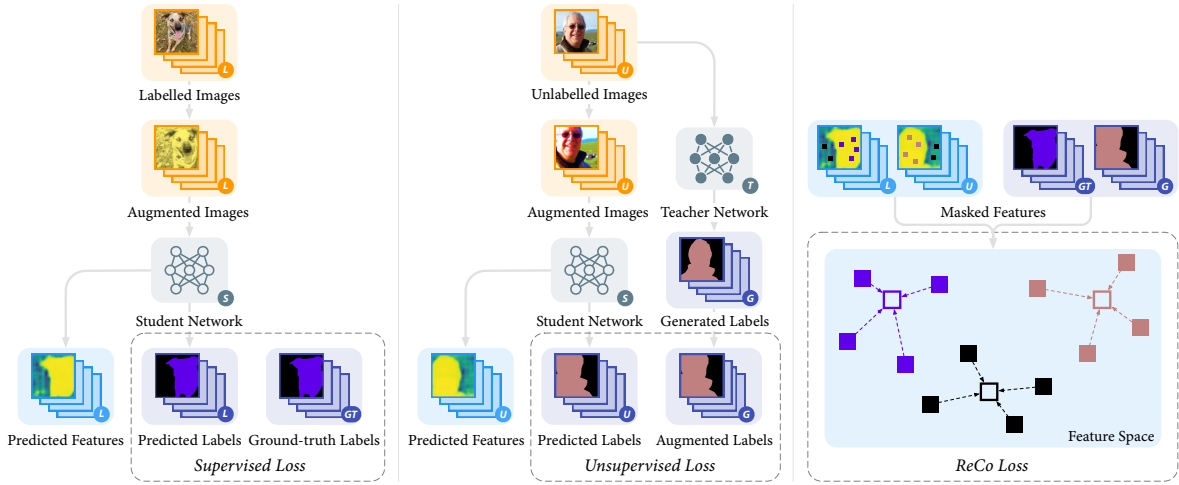


Figure 3: Visualisation of the ReCo framework applied to semi-supervised segmentation and trained with three losses. A supervised loss is computed based on labelled data with ground-truth annotations. An unsupervised loss is computed for unlabelled data with generated pseudo-labels. And finally a ReCo loss is computed based on pixel-level dense representation predicted from both labelled and unlabelled images.

supervised cross-entropy loss (on ground-truth labels), unsupervised cross-entropy loss (on pseudo-labels) and ReCo loss:

$$L_{total} = L_{supervised} + \eta \cdot L_{unsupervised} + L_{reco}, \quad (6)$$

where η is defined as the percentage of pixels whose predicted confidence are greater than δ_s , a scalar re-weighting the contribution for unsupervised loss, following prior methods [24, 21]. This makes sure the segmentation network would not be dominated by gradients produced by uncertain pseudo-labels, which typically occur during the early stage of training. Fig. 3 shows a visualisation of the ReCo framework for semi-supervised segmentation.

4 Experiments

We evaluate ReCo on supervised and semi-supervised segmentation. We introduce our new benchmark design and datasets in Section 4.1, with results and visualisations presented in Section 4.2 and 4.3. We provide an ablative analysis of important hyper-parameters along with the effect of query and key sampling strategies in Section 4.4.

4.1 Experiment Setup

Semi-Supervised Segmentation Benchmark Redesign We propose two modes of semi-supervised segmentation tasks aiming at different applications.

1. *Partial Dataset Full Labels*: A small subset of the images is trained with complete ground-truth labels, whilst the remaining training images are unlabelled. When creating the

labelled dataset, we sample labelled images based on two conditions: i) Each sampled image must contain a *distinct* number of classes greater than a manually-defined threshold. ii) Each sampled image must contain one of the *least sampled classes* in the previously sampled images. These two conditions ensure that the class distribution is more consistent across different random seeds, and ensures that all classes are represented. We are therefore able to evaluate the performance of semi-supervised methods with a very small number of labelled images without worrying about some rare classes being completely absent.

2. *Partial Labels Full Dataset*: All images are trained with partial labels, but only a few percentage of labels are provided for each class in each training image. We create the dataset by first randomly sampling a pixel for each class, and then continuously apply a $[5 \times 5]$ square kernel for dilation until we meet the percentage criteria.

The Partial Dataset Full Label evaluates learning to generalise semantic classes given few examples with perfect boundary information. The Partial Label Full Dataset evaluates learning semantic class completion given many examples with no or minimal boundary information.

Datasets We experiment on popular segmentation datasets: Cityscapes [6] and Pascal VOC 2012 [7] in both partial and full label setting. We also evaluate on a more difficult indoor scene segmentation dataset SUN RGB-D [28] in the full label setting only, mainly due to the low quality annotations making it difficult to be fairly evaluated in the partial label setting. In the full label setting, all three datasets are evaluated in four cases containing three semi-supervised settings, and one fully supervised setting (training on all labelled images). In semi-supervised setting, we sample labelled images to make sure the least appeared class has appeared at least in 5, 15 and 50 images respectively, in all three datasets, among which, the labelled images for CityScapes, Pascal VOC and SUN RGB-D contain at least 12, 3 and 1 semantic classes, respectively.

In the partial label setting, both the CityScapes and Pascal VOC datasets are evaluated in four cases, by sampling 1, 1%, 5% and 25% labelled pixels for each semantic class in each training image. An example of the partially labelled dataset is shown in Fig. 4.

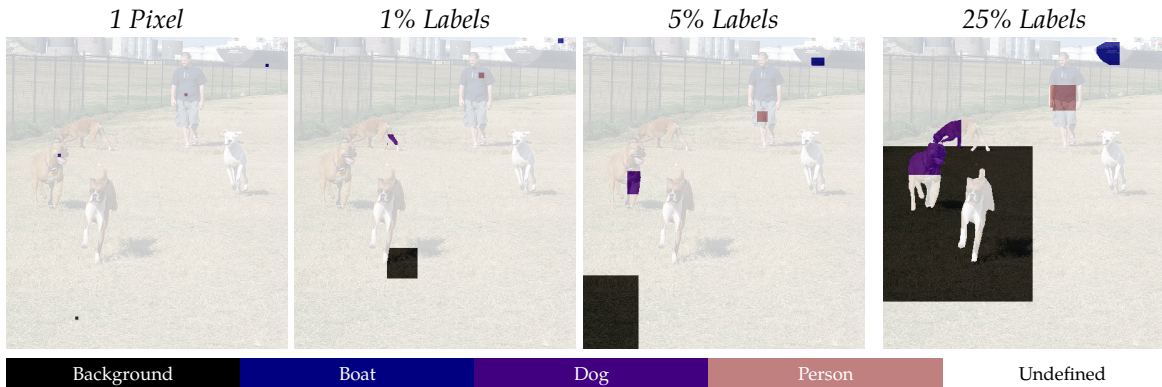


Figure 4: Example of training labels for Pascal VOC dataset in Partial Labels Full Dataset setting. (1 Pixel is zoomed 5 times for better visualisation.)

Strong Baselines Prior semi-supervised segmentation methods are typically designed with different backbone architectures, and trained with different strategies, which makes it hard to compare them fairly. In this work, we standardise the baselines and implement four strong semi-supervised segmentation methods ourselves: i) *S4GAN* [21]: an adversarial learning based semi-supervised method, ii) *CutOut* [9]: an image augmentation strategy to generate new data by cutting out a random patch in an image, iii) *CutMix* [9]: an image augmentation strategy to generate new data by attaching a random patch extracted from one image to another image, and iv) *ClassMix* [24]: an image augmentation strategy by attaching random semantic classes extracted from one image to another image. Our implementations for all baselines obtain performance on par with, and most of the time surpassing, the performance reported in each original publication, giving us a set of strong baselines. Finally, we compare our method with standard supervised learning by training purely on labelled data.

Training Strategies All baselines and our method are implemented on the same segmentation architecture: DeepLabV3+ [4] with ResNet-101 backbone [11], trained with the same optimisation strategies, and the same labelled and unlabelled data split. Detailed hyper-parameters used for each dataset are provided in Appendix A.

4.2 Results on Pascal VOC, CityScapes and SUN RGB-D (Full Labels)

First, we compared our results to baselines (4 semi-supervised and 1 supervised) in a full label setting. For semi-supervised learning, we applied ReCo on top of ClassMix, which consistently outperformed other semi-supervised baselines. In fully supervised learning, we simply applied ReCo on top of standard supervised learning.

Method	Pascal VOC				CityScapes				SUN RGB-D			
	60 labels	200 labels	600 labels	all labels	20 labels	50 labels	150 labels	all labels	50 labels	150 labels	500 labels	all labels
Supervised	37.79 \pm 2.68	53.87 \pm 1.63	64.04 \pm 0.55	77.79 \pm 0.19	38.12 \pm 0.08	45.42 \pm 1.13	54.93 \pm 0.35	70.48 \pm 0.40	19.79 \pm 0.26	28.78 \pm 0.40	37.73 \pm 1.16	51.06 \pm 0.73
S4GAN	47.95 \pm 4.87	61.25 \pm 0.62	66.21 \pm 0.94	-	37.65 \pm 0.62	47.08 \pm 0.77	56.46 \pm 0.65	-	20.53 \pm 0.61	29.79 \pm 0.83	38.08 \pm 0.77	-
CutOut	52.96 \pm 1.90	63.57 \pm 0.68	69.85 \pm 0.88	-	42.52 \pm 0.77	50.15 \pm 0.19	59.42 \pm 1.02	-	25.94 \pm 2.48	34.45 \pm 2.75	41.25 \pm 0.27	-
CutMix	53.71 \pm 2.46	66.95 \pm 1.44	72.42 \pm 0.90	-	44.02 \pm 0.06	54.72 \pm 1.20	62.24 \pm 0.80	-	27.60 \pm 2.98	37.55 \pm 0.88	42.69 \pm 0.40	-
ClassMix	49.06 \pm 8.69	67.95 \pm 1.91	72.50 \pm 1.34	-	45.61 \pm 0.69	55.56 \pm 0.93	63.94 \pm 0.08	-	28.42 \pm 2.84	37.55 \pm 1.55	42.46 \pm 0.56	-
ReCo + Supervised	-	-	-	78.39 \pm 0.69	-	-	-	71.45 \pm 0.31	-	-	-	52.01 \pm 0.54
ReCo + ClassMix	53.31 \pm 5.01	69.81 \pm 1.52	72.75 \pm 0.13	-	49.86 \pm 0.28	57.69 \pm 1.26	65.04 \pm 0.20	-	29.65 \pm 1.61	39.14 \pm 1.29	44.55 \pm 0.18	-

Table 1: mean IoU validation performance for Pascal VOC, CityScapes and SUN RGB-D datasets. We report the mean and the range over three independent runs for all methods. The number of labelled images shown in first three columns in each dataset are chosen to make sure the least appeared classes have appeared in 5, 15 and 50 images respectively.

Table 1 shows the mean IoU validation performance in three datasets over three individual runs (different labelled and unlabelled data split). We see that for all cases, applying the ReCo loss improves performance in both the semi-supervised and supervised settings. In the fewest label setting in each dataset, applying ReCo with ClassMix can improve results by an especially significant margin, with up to 5 – 10% relative improvement. We additionally provide quantitative results in Appendix B, evaluated with existing semi-supervised segmentation benchmarks for Cityscapes and Pascal VOC datasets.




Figure 5: Visualisation of Cityscapes (top) and SUN RGB-D (bottom) validation set trained on 20 and 50 labelled images respectively. Interesting regions are shown in white arrows.

To further justify the effectiveness of ReCo, we also include results on existing benchmarks in Table 2. Here, all baselines were re-implemented and reported in the PseudoSeg setting [38], where the labelled images are sampled from the original PASCAL dataset, with a total of 1.4k images. In both benchmarks, ReCo shows state-of-the-art performance, and specifically is able to reach PseudoSeg’s performance, whilst *requiring only half the labelled data*. Additional results on other data partitions are further shown in Appendix B.

Pascal VOC	1/16 [92]	1/8 [183]	1/4 [366]	1/2 [732]
AdvSemSeg [12]	39.69	47.58	59.97	65.27
Mean Teacher [29]	48.70	55.81	63.01	69.16
CCT [25]	33.10	47.60	58.80	62.10
GCT [13]	46.04	54.98	64.71	70.67
VAT [22]	36.92	49.35	56.88	63.34
CutMix [9]	55.58	63.20	68.36	69.87
PseudoSeg [38]	57.60	65.50	69.14	72.41
ReCo + ClassMix	64.78	72.02	73.14	74.69

Table 2: mean IoU validation performance for Pascal VOC with data partition and training strategy proposed in PseudoSeg [38]. The percentage and the number of labelled data used are listed in the first row.

We presented qualitative results from the semi-supervised setup with fewest labels: 20 labelled CityScapes and 50 labelled SUN RGB-D datasets in Fig. 5. The 60 labelled Pascal VOC is further shown in Appendix C. In Fig. 5, we can see the clear advantage of ReCo, where the edges and boundaries of small objects are clearly more pronounced such as in the person and bicycle classes in CityScapes, and the lamp and pillow classes in SUN RGB-D. More interestingly, we found that in SUN RGB-D, though all methods may confuse ambiguous class pairs such as table and desk or window and curtain, ReCo still produces consistently sharp and accurate object boundaries compared to the Supervised and ClassMix baselines where labels are noisy near object boundaries.

4.3 Results on Pascal VOC and CityScapes (Partial Labels)

In the partial label setting, we evaluated on the CityScapes and Pascal VOC datasets. We show qualitative results on Pascal VOC dataset trained on 1 labelled pixel per class per image in Fig. 6. As in the full label setting, we see smoother and more accurate boundary predictions from ReCo. More visualisations from CityScapes are shown in Appendix D.

Table 3 compared ReCo to the two best semi-supervised baselines and a supervised baseline. Again, we see ReCo can improve performance in all cases when applied on top of ClassMix, with around 1 – 5% relative improvement. We observe less performance improvement than in the full label setting; a very low level of ground-truth annotations could confuse ReCo to provide inaccurate supervision.

4.4 Ablative Analysis

Next we present an ablative analysis on 20 labelled CityScapes dataset to understand the behaviour of ReCo with respect to different hyper-parameters. We use our default experimental setting from Section 4.2, using ReCo with ClassMix. All results are averaged over three independent runs.

Number of Queries and Keys We first evaluate the performance by varying different number of queries and keys used in ReCo framework, whilst fixing all other hyper-parameters

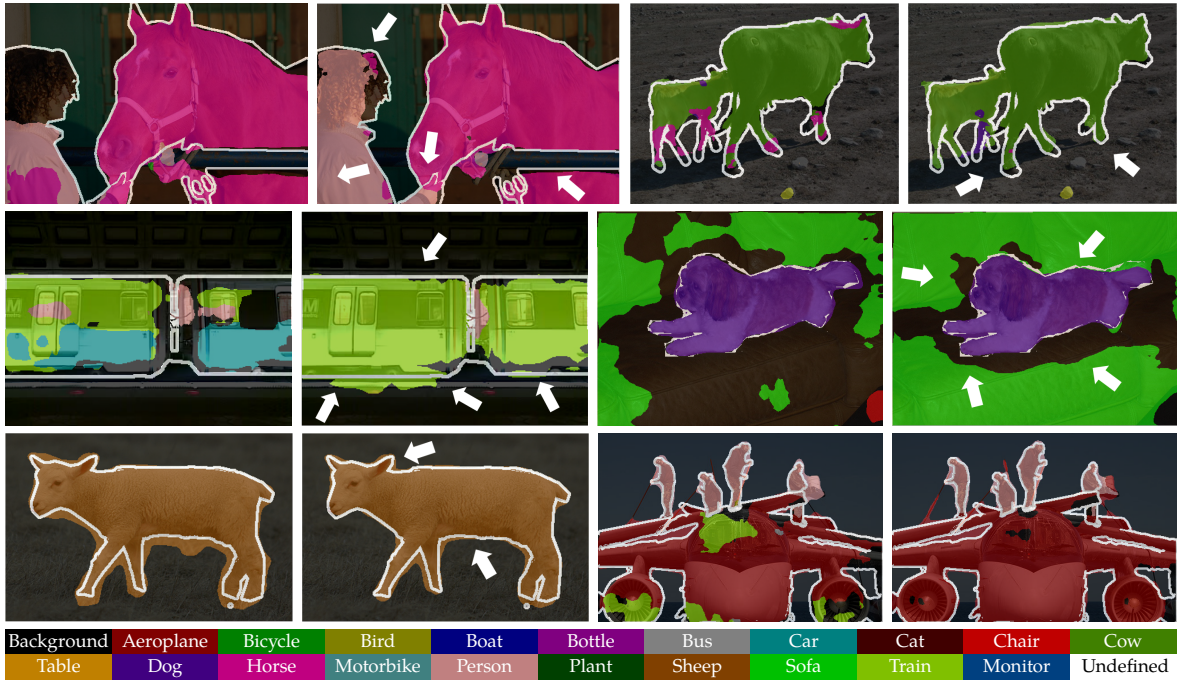


Figure 6: Visualisation of Pascal validation set with ClassMix (left) vs. with ReCo (right) trained on 1 labelled pixel per class per image. Interesting regions are shown in white arrows.

Pascal VOC (Partial)					CityScapes (Partial)				
Method	1 pixel	1% labels	5% labels	25% labels	Method	1 pixel	1% labels	5% labels	25% labels
Supervised	60.33 \pm 0.14	66.17 \pm 0.21	69.16 \pm 0.14	73.75 \pm 0.48	Supervised	44.08 \pm 0.47	52.89 \pm 0.47	56.65 \pm 0.22	63.43 \pm 0.44
CutMix	63.50 \pm 0.89	70.83 \pm 0.40	73.04 \pm 0.16	75.64 \pm 0.20	CutMix	46.91 \pm 0.26	54.90 \pm 0.60	59.69 \pm 0.33	65.61 \pm 0.36
ClassMix	63.69 \pm 0.43	71.04 \pm 0.18	72.90 \pm 0.41	75.79 \pm 0.35	ClassMix	47.42 \pm 0.13	56.68 \pm 0.36	60.96 \pm 0.68	66.46 \pm 0.23
ReCo + ClassMix	66.11 \pm 0.41	72.67 \pm 0.18	74.09 \pm 0.04	75.96 \pm 0.29	ReCo + ClassMix	49.66 \pm 0.51	58.97 \pm 0.24	62.32 \pm 0.77	66.92 \pm 0.31

Table 3: mean IoU validation performance for Pascal VOC and Cityscapes datasets trained on 1, 1%, 5% and 25% labelled pixels per class per image. We report the mean and the range over three independent runs for all methods.

in default. In Fig. 7a and 7b, we can observe that performance is better when sampling more number of queries and keys, but after a certain point, the improvements would become marginal. Notably, even in our smallest option having 32 queries per class in a mini-batch — consisting only less than 0.5% among all available pixel space, can still improve performance in a non-trivial margin. Compared to a concurrent work [33] which requires 10k queries and 40k keys in each training iteration, ReCo can be optimised with $\times 50$ more efficiency in terms of memory footprint.

Ratio of Unlabelled Data We evaluate how ReCo can generalise across different levels of unlabelled data. In Fig. 7c, we show with by only training on 10% unlabelled data in the original setting, we can already surpass the ClassMix baseline. This shows that ReCo can achieve strong generalisation not only in label efficiency but also in data efficiency.

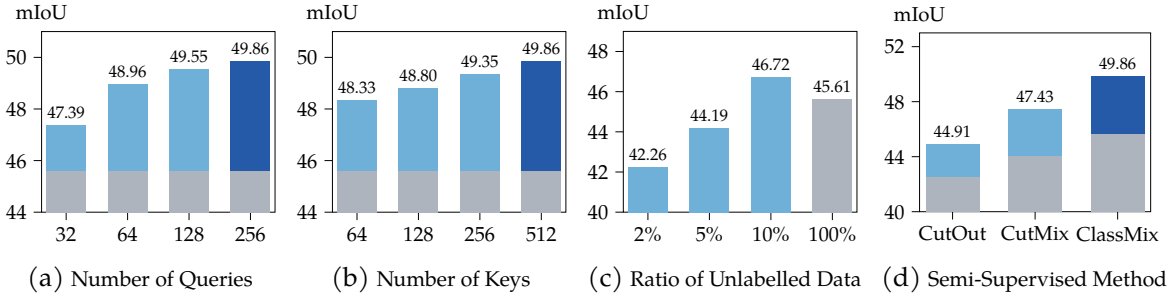


Figure 7: mean IoU validation performance on 20 labelled CityScapes dataset based on different choices of hyper-parameters. Grey: ClassMix (if not labelled otherwise) in our default setting. Light Blue: ReCo + ClassMix (if not labelled otherwise) in a different hyper-parameter setting. Dark Blue: ReCo + ClassMix in our default setting.

Choice of Semi-Supervised Method Finally, we show that ReCo is robust to the choice of semi-supervised methods. In Fig. 7d, we can see ReCo obtains a higher performance from a variety choice of semi-supervised baselines with a similar relative improvement.

Effect of Active Sampling In Table 4, we see that just randomly sampling queries and keys gives much less improvement compared than active sampling in our default setting. Particularly, hard query sampling has a dominant effect on generalisation: if we instead only sample from easy queries, ReCo only marginally improves on the baseline. This further verifies that most queries are redundant.

Random Query Random Key	Active Query Random Key	Easy Query Active Key	Our Setting
46.56	46.38	45.81	49.86

Table 4: mean IoU validation performance on 20 labelled CityScapes dataset based on different query and key sampling strategies.

Compared to Feature Bank Methods We have experimented with ReCo with a stored feature bank framework similar to the design in the concurrent works [1, 31]. We found that just by replacing our batch-wise sampling method with a feature bank sampling method will achieve a similar performance (49.34 mIoU) compared to our original design (49.86 mIoU) on 20 labelled CityScapes, but with a slower training speed. This verifies our assumption that batch-wise sampling is an accurate approximation of class distribution over the entire dataset.

5 Visualisations and Interpretability of Class Relationships

In this section, we visualise the pair-wise semantic class relation graph defined in Eq. 3, additionally supported by a semantic class dendrogram using the off-the-shelf hierarchical clustering algorithm in SciPy [30] for better visualisation. The features for each semantic

class used in both visualisations are averaged across all available pixel embeddings in each class from the validation set. In all visualisations, we compared features learned with ReCo on top of supervised learning compared to a standard supervised learning method trained on all labelled data, representing the semantic class relationships of the full dataset.

Using the same definitions in Section 3.1, we first choose such pixel embedding to be the embedding Z predicted from the encoder network ϕ which used for pixel-level classification in both supervised and ReCo method. We also show the visualisation for embedding R which is the actual representation we used for ReCo loss and active sampling.

In Fig. 8, we present the semantic class relationship and dendrogram for the CityScapes dataset by embedding R and Z with and without ReCo. We can clearly see that ReCo helps disentangle features compared to supervised learning in which many pairs of semantic classes are similar. In addition, we find that the dendrogram generated by ReCo based on embedding Z is more structured, showing a clear and interpretable semantic tree by grouping semantically similar classes together: for example, all large transportation classes *car*, *truck*, *bus* and *train* are under the same parent branch. In addition, we find that nearly all classes based on embedding R are perfectly disentangled, except for *bus* and *train*, suggesting the CityScapes dataset might not have sufficient *bus* and *train* examples to learn a distinctive representation between these two classes.

The pair-wise relation graph helps us to understand the distribution of semantic classes in each dataset, and clarifies the pattern of incorrect predictions from the trained semantic network. We additionally provide a dendrogram based on embedding R for the SUN RGB-D dataset, clearly showing ambiguous class pairs, such as *night stand* and *dresser*; *table* and *desk*; *floor* and *floormat*, consistent with our results shown in Fig. 5. Complete visualisations of these semantic class relationships are shown in Appendix E.

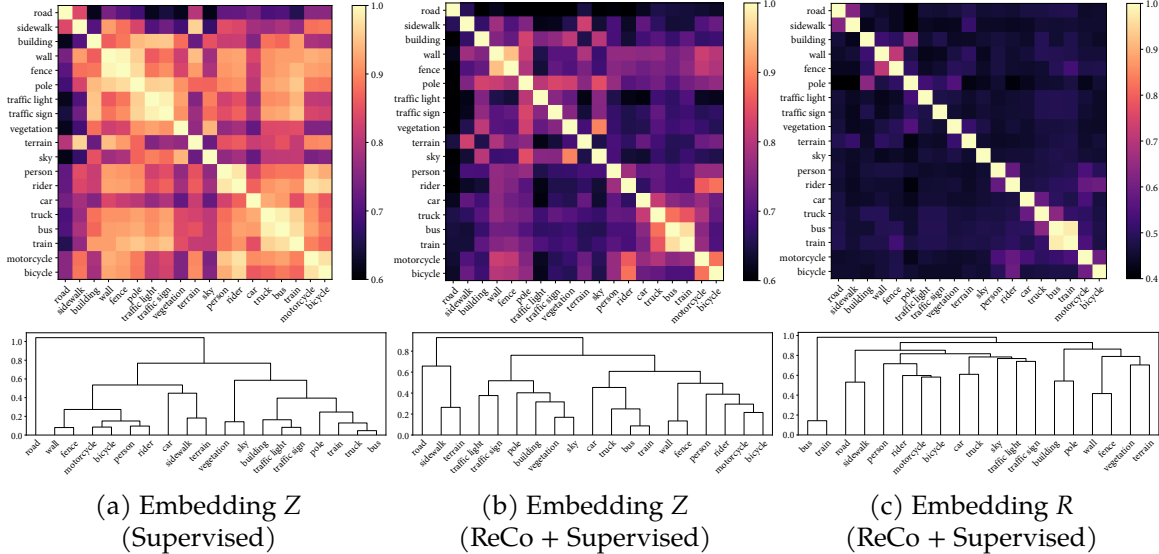


Figure 8: Visualisation of semantic class relation graph (top) and its corresponding semantic class dendrogram (bottom) on CityScapes dataset. Brighter colour represents closer (more confused) relationship. Best viewed in zoom.

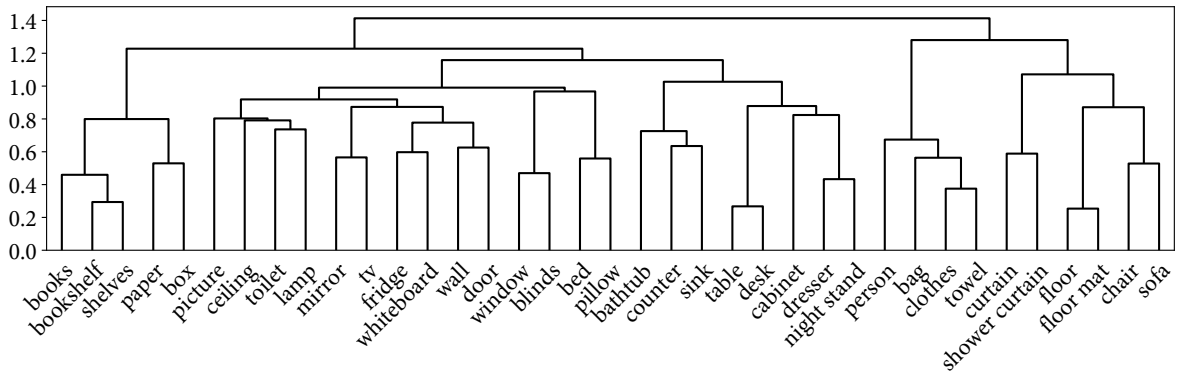


Figure 9: Visualisation of semantic class dendrogram based on embedding R on SUN RGB-D dataset using ReCo + Supervised method. Best viewed in zoom.

6 Conclusion

In this work, we have presented ReCo, a new pixel-level contrastive framework with active sampling, designed specifically for semantic segmentation. ReCo can improve performance in supervised or semi-supervised semantic segmentation methods with minimal additional memory footprint. In particular, ReCo has shown its strongest effect in semi-supervised learning with very few labels, where we improved on the previous state-of-the-art by a large margin. In further work, we aim to design effective contrastive frameworks for video representation learning.

Acknowledgement

This work has been supported by Dyson Technology Ltd. We thank Zhe Lin for the initial discussion and Zhengyang Feng for his help on the evaluation metric design.

References

- [1] Iñigo Alonso, Alberto Sabater, David Ferstl, Luis Montesano, and Ana C Murillo. Semi-supervised semantic segmentation with pixel-level contrastive learning from a class-wise memory bank. In *Proceedings of the International Conference on Computer Vision (ICCV)*, 2021.
- [2] David Berthelot, Nicholas Carlini, Ian Goodfellow, Nicolas Papernot, Avital Oliver, and Colin A Raffel. Mixmatch: A holistic approach to semi-supervised learning. In *Advances in Neural Information Processing Systems (NeurIPS)*, 2019.
- [3] Liang-Chieh Chen, George Papandreou, Iasonas Kokkinos, Kevin Murphy, and Alan L Yuille. Deeplab: Semantic image segmentation with deep convolutional nets, atrous convolution, and fully connected crfs. *IEEE Transactions on Pattern Analysis and Machine Intelligence (PAMI)*, 2017.

- [4] Liang-Chieh Chen, Yukun Zhu, George Papandreou, Florian Schroff, and Hartwig Adam. Encoder-decoder with atrous separable convolution for semantic image segmentation. In *Proceedings of the European Conference on Computer Vision (ECCV)*, 2018.
- [5] Ting Chen, Simon Kornblith, Mohammad Norouzi, and Geoffrey Hinton. A simple framework for contrastive learning of visual representations. In *Proceedings of the International Conference on Machine Learning (ICML)*, 2020.
- [6] Marius Cordts, Mohamed Omran, Sebastian Ramos, Timo Rehfeld, Markus Enzweiler, Rodrigo Benenson, Uwe Franke, Stefan Roth, and Bernt Schiele. The cityscapes dataset for semantic urban scene understanding. In *Proceedings of the IEEE Conference on Computer Vision and Pattern Recognition (CVPR)*, 2016.
- [7] Mark Everingham, SM Ali Eslami, Luc Van Gool, Christopher KI Williams, John Winn, and Andrew Zisserman. The pascal visual object classes challenge: A retrospective. *International Journal of Computer Vision (IJCV)*, 2015.
- [8] Zhengyang Feng, Qianyu Zhou, Qiqi Gu, Xin Tan, Guangliang Cheng, Xuequan Lu, Jianping Shi, and Lizhuang Ma. Dmt: Dynamic mutual training for semi-supervised learning. *arXiv preprint arXiv:2004.08514*, 2020.
- [9] Geoff French, Timo Aila, Samuli Laine, Michal Mackiewicz, and Graham Finlayson. Semi-supervised semantic segmentation needs strong, high-dimensional perturbations. In *Proceedings of the British Machine Vision Conference (BMVC)*, 2020.
- [10] Kaiming He, Haoqi Fan, Yuxin Wu, Saining Xie, and Ross Girshick. Momentum contrast for unsupervised visual representation learning. In *Proceedings of the IEEE Conference on Computer Vision and Pattern Recognition (CVPR)*, 2020.
- [11] Kaiming He, Xiangyu Zhang, Shaoqing Ren, and Jian Sun. Deep residual learning for image recognition. In *Proceedings of the IEEE Conference on Computer Vision and Pattern Recognition (CVPR)*, 2016.
- [12] Wei Chih Hung, Yi Hsuan Tsai, Yan Ting Liou, Yen Yu Lin, and Ming Hsuan Yang. Adversarial learning for semi-supervised semantic segmentation. In *Proceedings of the British Machine Vision Conference (BMVC)*, 2019.
- [13] Zhanghan Ke, Di Qiu, Kaican Li, Qiong Yan, and Rynson W.H. Lau. Guided collaborative training for pixel-wise semi-supervised learning. In *Proceedings of the European Conference on Computer Vision (ECCV)*, 2020.
- [14] Prannay Khosla, Piotr Teterwak, Chen Wang, Aaron Sarna, Yonglong Tian, Phillip Isola, Aaron Maschinot, Ce Liu, and Dilip Krishnan. Supervised contrastive learning. *Advances in Neural Information Processing Systems (NeurIPS)*, 2020.
- [15] Alexander Kirillov, Ross Girshick, Kaiming He, and Piotr Dollár. Panoptic feature pyramid networks. In *Proceedings of the IEEE Conference on Computer Vision and Pattern Recognition (CVPR)*, 2019.

- [16] Alexander Kirillov, Yuxin Wu, Kaiming He, and Ross Girshick. Pointrend: Image segmentation as rendering. In *Proceedings of the IEEE Conference on Computer Vision and Pattern Recognition (CVPR)*, 2020.
- [17] Chia-Wen Kuo, Chih-Yao Ma, Jia-Bin Huang, and Zolt Kira. Featmatch: Feature-based augmentation for semi-supervised learning. In *Proceedings of the European Conference on Computer Vision (ECCV)*, 2020.
- [18] Tsung-Yi Lin, Priya Goyal, Ross Girshick, Kaiming He, and Piotr Dollár. Focal loss for dense object detection. In *Proceedings of the International Conference on Computer Vision (ICCV)*, 2017.
- [19] Jonathan Long, Evan Shelhamer, and Trevor Darrell. Fully convolutional networks for semantic segmentation. In *Proceedings of the IEEE Conference on Computer Vision and Pattern Recognition (CVPR)*, 2015.
- [20] Robert Mendel, Luis Antonio de Souza, David Rauber, João Paulo Papa, and Christoph Palm. Semi-supervised segmentation based on error-correcting supervision. In *Proceedings of the European Conference on Computer Vision (ECCV)*, 2020.
- [21] Sudhanshu Mittal, Maxim Tatarchenko, and Thomas Brox. Semi-supervised semantic segmentation with high-and low-level consistency. *IEEE Transactions on Pattern Analysis and Machine Intelligence (PAMI)*, 2019.
- [22] Takeru Miyato, Shin-ichi Maeda, Masanori Koyama, and Shin Ishii. Virtual adversarial training: a regularization method for supervised and semi-supervised learning. *IEEE Transactions on Pattern Analysis and Machine Intelligence (PAMI)*, 2018.
- [23] Pedro O O. Pinheiro, Amjad Almahairi, Ryan Benmalek, Florian Golemo, and Aaron C Courville. Unsupervised learning of dense visual representations. In *Advances in Neural Information Processing Systems (NeurIPS)*, 2020.
- [24] Viktor Olsson, Wilhelm Traneheden, Juliano Pinto, and Lennart Svensson. Classmix: Segmentation-based data augmentation for semi-supervised learning. In *IEEE Winter Conference on Applications of Computer Vision (WACV)*, 2021.
- [25] Yassine Ouali, Céline Hudelot, and Myriam Tami. Semi-supervised semantic segmentation with cross-consistency training. In *Proceedings of the IEEE Conference on Computer Vision and Pattern Recognition (CVPR)*, 2020.
- [26] Olaf Ronneberger, Philipp Fischer, and Thomas Brox. U-net: Convolutional networks for biomedical image segmentation. In *Proceedings of the International Conference on Medical Image Computing and Computer Assisted Intervention (MICCAI)*, 2015.
- [27] Kihyuk Sohn, David Berthelot, Nicholas Carlini, Zizhao Zhang, Han Zhang, Colin A Raffel, Ekin Dogus Cubuk, Alexey Kurakin, and Chun-Liang Li. Fixmatch: Simplifying semi-supervised learning with consistency and confidence. In *Advances in Neural Information Processing Systems (NeurIPS)*, 2020.

- [28] Shuran Song, Samuel P Lichtenberg, and Jianxiong Xiao. Sun rgb-d: A rgb-d scene understanding benchmark suite. In *Proceedings of the IEEE Conference on Computer Vision and Pattern Recognition (CVPR)*, 2015.
- [29] Antti Tarvainen and Harri Valpola. Mean teachers are better role models: Weight-averaged consistency targets improve semi-supervised deep learning results. In *Advances in Neural Information Processing Systems (NeurIPS)*, 2017.
- [30] Pauli Virtanen, Ralf Gommers, Travis E Oliphant, Matt Haberland, Tyler Reddy, David Cournapeau, Evgeni Burovski, Pearu Peterson, Warren Weckesser, Jonathan Bright, et al. Scipy 1.0: fundamental algorithms for scientific computing in python. *Nature methods*, 2020.
- [31] Wenguan Wang, Tianfei Zhou, Fisher Yu, Jifeng Dai, Ender Konukoglu, and Luc Van Gool. Exploring cross-image pixel contrast for semantic segmentation. In *Proceedings of the International Conference on Computer Vision (ICCV)*, 2021.
- [32] Xinlong Wang, Rufeng Zhang, Chunhua Shen, Tao Kong, and Lei Li. Dense contrastive learning for self-supervised visual pre-training. In *Proceedings of the IEEE Conference on Computer Vision and Pattern Recognition (CVPR)*, 2021.
- [33] Feihu Zhang, Philip Torr, Rene Ranftl, and Stephan R Richter. Looking beyond single images for contrastive semantic segmentation learning. In *Advances in Neural Information Processing Systems (NeurIPS)*, 2021.
- [34] Xiangyun Zhao, Raviteja Vemulapalli, Philip Andrew Mansfield, Boqing Gong, Bradley Green, Lior Shapira, and Ying Wu. Contrastive learning for label efficient semantic segmentation. In *Proceedings of the International Conference on Computer Vision (ICCV)*, 2021.
- [35] Yi Zhu, Zhongyue Zhang, Chongruo Wu, Zhi Zhang, Tong He, Hang Zhang, R Manmatha, Mu Li, and Alexander Smola. Improving semantic segmentation via self-training. *IEEE Transactions on Pattern Analysis and Machine Intelligence (PAMI)*, 2021.
- [36] Yang Zou, Zhiding Yu, BVK Vijaya Kumar, and Jinsong Wang. Unsupervised domain adaptation for semantic segmentation via class-balanced self-training. In *Proceedings of the European Conference on Computer Vision (ECCV)*, 2018.
- [37] Yang Zou, Zhiding Yu, Xiaofeng Liu, BVK Kumar, and Jinsong Wang. Confidence regularized self-training. In *Proceedings of the International Conference on Computer Vision (ICCV)*, 2019.
- [38] Yuliang Zou, Zizhao Zhang, Han Zhang, Chun-Liang Li, Xiao Bian, Jia-Bin Huang, and Tomas Pfister. Pseudoseg: Designing pseudo labels for semantic segmentation. In *Proceedings of the International Conference on Learning Representations (ICLR)*, 2021.

A Implementation Details

We trained all methods with SGD optimiser with learning rate 2.5×10^{-3} , momentum 0.9, and weight decay $5 \cdot 10^{-4}$. We adopted the polynomial annealing policy to schedule the learning rate, which is multiplied by $(1 - \frac{iter}{total_iter})^{power}$ with $power = 0.9$, and trained for 40k iterations for all datasets.

For CityScapes, we first downsampled all images in the dataset to half resolution $[512 \times 1024]$ prior to use. We extracted $[512 \times 512]$ random crops and used a batch size of 2 during training.

For Pascal VOC, we extracted $[321 \times 321]$ random crops, applied a random scale between $[0.5, 1.5]$, and used a batch size of 10 during training.

For SUN RGB-D, we first rescaled all images to $[384 \times 512]$ resolution, extracted $[321 \times 321]$ random crops, applied a random scale between $[0.5, 1.5]$, and used a batch size of 5. We additionally re-organised the original training and validation split in SUN RGB-D dataset from 5285 and 5050 to 9860 and 475 samples respectively, to increase the amount of training data which we think is more appropriate for semi-supervised task.

All datasets were additionally augmented with Gaussian blur, colour jittering, and random horizontal flip. The pre-processing for CityScapes and Pascal VOC are consistent with the prior work [24].

In our ReCo framework, we sampled 256 query samples and 512 key samples and used temperature $\tau = 0.5$ for each mini-batch, which we found to work well in all datasets. The dimensionality for pixel-level representation was set to $m = 256$. The confidence thresholds were set to $\delta_w = 0.7$ and $\delta_s = 0.97$.

B Results on Semi-supervised Segmentation Benchmarks

Here, we present quantitative results for other semi-supervised semantic segmentation benchmarks in CityScapes and Pascal VOC datasets. Note that, this benchmark is much less challenging compared to our proposed benchmark in Section 4.2, evaluated with significantly less number of labelled images. Since some methods applied with different backbones and training strategies, we compared each result with respect to its performance gap compared to its corresponding fully supervised result, as shown in brackets, to ensure fairness following [8].


In Table 5, we show results for ReCo applied on top of ClassMix, and trained with both DeepLabv2 and DeepLabv3+. We can observe that ReCo achieved the best performances in most cases in both datasets, showing its robustness to different backbone architectures and number of labelled training images.

Pascal VOC	Backbone	1/106 [100]	1/50 [212]	1/20 [529]	1/8 [1323]	Full [10582]
AdvSemSeg [12]	DeepLabv2	-	57.20 _(17.70)	64.70 _(10.20)	69.50 _(5.40)	74.90
S4GAN [21]	DeepLabv2	-	63.30 _(12.30)	67.20 _(8.40)	71.40 _(4.20)	75.60
CutMix [9]	DeepLabv2	53.79 _(18.71)	64.81 _(7.73)	66.48 _(6.06)	67.60 _(4.94)	72.54
ClassMix [24]	DeepLabv2	54.18 _(19.95)	66.15 _(7.98)	67.77 _(6.36)	71.00 _(3.13)	74.13
CCT [25]	PSPNet	-	-	-	70.45 _(4.80)	75.25
GCT [13]	DeepLabv2	-	-	-	70.57 _(3.49)	74.06
DMT [8]	DeepLabv2	63.04 _(11.71)	67.15 _(7.60)	69.92 _(4.83)	72.70 _(2.05)	74.75
ReCo	DeepLabv2	63.16 _(11.20)	66.41 _(7.95)	68.85 _(5.51)	71.00 _(3.36)	74.36
ReCo	DeepLabv3+	63.60 _(14.15)	72.14 _(5.61)	73.66 _(4.09)	74.62 _(3.13)	77.75
CityScapes	Backbone	1/30 [100]	1/8 [372]	1/4 [744]	1/2 [1488]	Full [2975]
AdvSemSeg [12]	DeepLabv2	-	58.80 _(7.60)	62.30 _(4.10)	65.70 _(0.70)	66.40
S4GAN [21]	DeepLabv2	-	59.30 _(6.50)	61.90 _(3.90)	-	65.80
CutMix [25]	DeepLabv2	51.20 _(16.33)	60.34 _(7.19)	63.87 _(3.66)	-	67.53
ClassMix [24]	DeepLabv2	54.07 _(12.12)	61.35 _(4.84)	63.63 _(2.56)	66.29 _(-0.10)	66.19
DMT [8]	DeepLabv2	54.81 _(13.36)	63.03 _(5.13)	-	-	68.16
ECS* [20]	DeepLabv3+	-	67.38 _(7.38)	70.70 _(4.06)	72.89 _(1.87)	74.76
ReCo	DeepLabv2	56.53 _(12.07)	64.94 _(3.66)	67.53 _(1.07)	68.69 _(-0.09)	68.60
ReCo	DeepLabv3+	60.28 _(10.20)	66.44 _(4.04)	68.50 _(1.98)	70.63 _(-0.15)	70.48

Table 5: mean IoU validation performance in semi-supervised Pascal VOC and CityScapes datasets. We list the percentage along with the number of labelled training images at the top of each column. The first and second best performances in each setting are coloured in red and orange respectively. * trained images in doubled resolution. All results were taken from the corresponding publications.

C Visualisation on Pascal VOC (Trained with 60 Labelled Images)

In the full label setting, the baselines Supervised and ClassMix are very prone to completely misclassifying rare objects such as boat, bottle and table, while our method can predict these rare classes accurately.



E Visualisation on Semantic Class Relationship from Pascal VOC (top) and SUN RGB-D (bottom)

We show features learned by ReCo are more disentangled compared to the Supervised baseline in all datasets, which helps the segmentation model to learn a better decision boundary.

