

# Bandwidth effects in stimulated Brillouin scattering driven by partially incoherent light

B. Brandão<sup>1</sup>, J. E. Santos<sup>2</sup>, R. M. G. M. Trines<sup>3</sup>, R. Bingham<sup>3,4</sup>, L. O. Silva<sup>1</sup>

<sup>1</sup>GoLP/Instituto de Plasmas e Fusão Nuclear, Instituto Superior Técnico, Universidade de Lisboa, 1049-001 Lisboa, Portugal

<sup>2</sup>Department of Applied Mathematics and Theoretical Physics, Centre for Mathematical Sciences, University of Cambridge, Wilberforce Road, Cambridge CB3 0WA, U.K.

<sup>3</sup>Central Laser Facility, STFC Rutherford Appleton Laboratory, Didcot, OX11 0QX, U.K.

<sup>4</sup>Department of Physics, SUPA, University of Strathclyde, Glasgow G4 0NG, U.K.

**Abstract.** A generalized Wigner-Moyal statistical theory of radiation is used to obtain a general dispersion relation for Stimulated Brillouin Scattering (SBS) driven by a broadband radiation field with arbitrary statistics. The monochromatic limit is recovered from our general result, reproducing the classic monochromatic dispersion relation. The behavior of the growth rate of the instability as a simultaneous function of the bandwidth of the pump wave, the intensity of the incident field and the wave number of the scattered wave is further explored by numerically solving the dispersion relation. Our results show that the growth rate of SBS can be reduced by 1/3 for a bandwidth of 0.3 nm, for typical experimental parameters.

Submitted to: *Plasma Phys. Control. Fusion*

## 1. Introduction

All material substances interact nonlinearly with intense electromagnetic radiation leading to so-called parametric excitation or parametric instabilities [1–5]. In laser fusion parametric instabilities such as stimulated Brillouin and Raman scattering, filamentation and modulational instabilities [1–3] as well as self-focusing and plasma cavitation [6, 7] are detrimental to the coupling of the laser energy to the plasma. Stimulated Brillouin and Raman backscatter can result in a large fraction of the laser energy being scattered back out of the plasma before it reaches the critical surface, while filamentation of the laser beam creates beam break up resulting in hot spots and non-uniform illumination. To mitigate the effects of these parametric instabilities the use of broadband or incoherent lasers are being investigated. The standard treatment used to investigate these parametric instabilities use a coherent wave description of the laser which is limited when dealing with a broadband laser.

The use of the Wigner-Moyal statistical theory has proven to be powerful in studying these instabilities in nonlinear optics [8], demonstrating the stabilization of the modulational instability, as a result of an effect similar to Landau damping, driven by random phase fluctuations of the propagating wave. In similar studies [9, 10], focusing on the onset of the transverse instability in nonlinear media in the presence of a partially incoherent light, the Wigner distribution was once more confirmed as a suitable approach. This formalism is particularly well suited for nonlinear optics because of the validity of the paraxial wave approximation, which justifies a forward propagating ansatz for the evolution of electromagnetic waves in dispersive nonlinear media.

The Wigner-Moyal statistical approach to wave propagation has also enabled significant progress in the study of photon Landau damping [11] and photon acceleration [12–18], where a time-dependent refractive index leads to a change in the frequency of electromagnetic waves (in contrast to a position-dependent refractive index, which leads to a change in wave number but not frequency). Both the modulational instability and photon acceleration have been extended to the study of drift waves interacting with zonal flows [19–26]. More exotic applications include sea waves [27], magneto-hydrodynamics [28], dispersive Alfvén waves [29, 30] and neutrino-plasma interactions [31–33].

In laser-plasma interactions, in general, the standard Wigner-Moyal formalism is a limitation, as many critical aspects in ICF, fast ignition and several applications in laser-plasma and astrophysical scenarios demand a detailed analysis of the backscattered radiation. Early results on the scattering of electromagnetic waves by turbulent plasma were obtained by Bingham *et al.* [34]. In this paper we extend the work of Santos *et al.* [35] where stimulated Raman scattering by a broadband pump was investigated using the Wigner-Moyal statistical approach to the investigation of stimulated Brillouin scattering.

The inclusion of bandwidth or incoherence effects in laser driven parametric instabilities has also been studied extensively using various approaches. The addition of small random deflections to the phase of a plane wave was shown to significantly

suppress the three-wave decay instability [36], which was one of the first suggestions of the manipulation of the laser coherence as a way to avoid its deleterious effects. The threshold values for some electrostatic instabilities can also be effectively increased either by applying a random amplitude modulation to the laser or by the inclusion of a finite bandwidth of the pump wave [37, 38]. A new method for the inclusion of finite bandwidth effects on parametric instabilities, allowing arbitrary fluctuations of any group velocity, has also been developed [39–44]. As far as Stimulated Raman Scattering is concerned, it became clear from these earlier works that, although it may seriously decollimate a coherent laser beam, laser bandwidth is an effective way to suppress the instability [45]. The effects of laser beam incoherence induced by “random phase plates” have been studied extensively, and a reduction in the growth of many instabilities, including stimulated Raman and Brillouin scattering, has been demonstrated experimentally [46–51].

Mitigation of laser-plasma instabilities through increasing the bandwidth of the driving laser beam(s) has been investigated by several groups [43, 52–57]. For a parametric instability with “coherent” growth rate  $\gamma_0$  and an incoherent pump laser with  $\Delta\omega_0 \gtrsim \gamma_0$ , Pesme *et al.* [43] use an “incoherent” growth rate  $\gamma_{\text{inc}} = 4\gamma_0^2/\Delta\omega_0$ . In theoretical studies [43, 52, 53], a bandwidth of  $\Delta\omega_0 > 10\gamma_0$  or  $\Delta\omega_0/\omega_0 \sim 5\%$  is often employed. In experimental studies [54–57],  $\Delta\omega_0/\omega_0$  is typically much smaller,  $\Delta\omega_0/\omega_0 < 1\%$ , probably dictated by the properties of the intrinsic bandwidth of the laser gain medium.

Previous studies have also shown that a formalism that intrinsically describes the statistical properties of broadband lasers would allow for further theoretical progress and a systematic study on the control of parametric instabilities by spectral shaping of the pump laser.

A statistical description of light can be achieved through the Wigner-Moyal formalism of quantum mechanics, which provides, in its original formulation, a one-mode description of systems ruled by Schrödinger-like equations. In order to address other processes apart from the direct forward scattering [58], a generalization of this Photon Kinetic theory (GPK) was developed in [59]. This new formulation is completely equivalent to the full Klein-Gordon equation underpinning wave propagation in plasmas and was readily employed to derive a general dispersion relation for stimulated Raman scattering driven by white light [35].

In this paper, we focus on the study of the properties of stimulated Brillouin scattering (SBS) driven by a broadband pump. The suppression of the growth rate of the instability as a result of the inclusion of bandwidth in the pump wave is qualitative and quantitatively verified for realistic experimental parameters. For the sake of completeness, the less standard calculations are detailed in the appendices of the paper.

This paper is organized as follows. In section 2, we employ GPK to derive a general dispersion relation for SBS driven by a spatially stationary field with arbitrary statistics. We perform a detailed analytical study of different regimes of SBS and compare it with

classical results for the monochromatic limit of the instability. For the first time, the whole domain of unstable wave numbers is numerically explored for a wide range of bandwidth choices. Finally, in section 3, we summarize the main results and state the conclusions.

## 2. Broadband Stimulated Brillouin Scattering

We will start first by restating the fluid equation describing the plasma response, and the dependence of the driving term associated with the radiation on the plasma response from GPK, generalizing the equivalent result for monochromatic waves derived from the wave equation for the vector potential. These two equations will then be the basis to derive the dispersion relation relevant to the scenario under study.

In the following we use normalized units, where length is normalized to  $c/\omega_{p0}$ , with  $c$  the velocity of light in vacuum and  $\omega_{p0} = (4\pi e^2 n_{e0}/m_e c^2)^{1/2}$  the electron plasma frequency, time to  $1/\omega_{p0}$ , mass and absolute charge to those of the electron, respectively,  $m_e$  and  $e$ , with  $e > 0$ . The plasma is modeled as an interpenetrating fluid of both electrons and ions, with  $n_{e0}$  and  $n_{i0}$  their equilibrium (zeroth order) particle densities, respectively. Densities are also normalized to the equilibrium electron density, such that the normalized zero-order densities are  $n_{e0} = 1$  and  $n_{i0} = 1/Z$ , where  $Z$  is the electric charge of the ions in units of  $e$ .

Following the procedure outlined by Santos *et al.* [35], we define the normalized vector potential of the circularly polarized pump field as  $\mathbf{a}_p(\mathbf{r}, t) = 2^{-1/2}(\hat{z} + i\hat{y})a_0 \int d\mathbf{k} A(\mathbf{k}) \exp[i(\mathbf{k} \cdot \mathbf{r} - (\mathbf{k}^2 + 1)^{1/2} t)]$ , where  $\mathbf{a}_p = e\mathbf{A}_p/m_e c^2$ ,  $(\mathbf{k}^2 + 1)^{1/2} \equiv \omega(\mathbf{k})$  is the monochromatic dispersion relation in a uniform plasma, and  $\mathbf{A}_p$  is the vector potential of the pump field. We also allow for a stochastic component in the phase of the vector potential  $A(\mathbf{k}) = \hat{A}(\mathbf{k}) \exp[i\psi(\mathbf{r}, t)]$  such that  $\langle \mathbf{a}_p^*(\mathbf{r} + \mathbf{y}/2, t) \cdot \mathbf{a}_p(\mathbf{r} - \mathbf{y}/2) \rangle = a_0^2 m(\mathbf{y})$  is independent of  $\mathbf{r}$  with  $m(0) = 1$  and  $|m(\mathbf{y})|$  is bounded between 0 and 1, which means that the field is spatially stationary i.e. the phase average of the pump field  $\langle \dots \rangle$  is not a function of  $\mathbf{r}$ . In this section,  $\tilde{q}$  denotes the first-order component of a generic quantity  $q$ . Unless specifically stated, the same notation for the functions and their Fourier transforms is used, as the argument of such functions (either  $(\mathbf{r}, t)$  or  $(\mathbf{k}, \omega)$ ) avoids any confusion. To obtain a dispersion relation for SBS we must couple the typical plasma response to an independently derived driving term, obtained within the GPK framework.

### 2.1. Plasma response and driving term

In our previous work [35], we studied the interaction of partially coherent light with electron plasma waves, whose (undriven, undamped) dispersion relation is given by  $\omega_L^2 = 1 + (T_e/m_e)k_L^2$ , with  $T_e$  the electron temperature, thus covering stimulated Raman back- and forward scattering, and the relativistic modulational instability. In this work, we aim to study the interaction of partially coherent light with ion acoustic plasma

waves, whose (undriven, undamped) dispersion relation is  $\omega(k)^2 = (ZT_e/M)k^2$ , with  $M$  the ion mass. This allows us to study stimulated Brillouin back- and forward scattering, in both the weakly and strongly coupled regimes. We consider a fluid model for the plasma ion response to the ponderomotive force of the driving laser beam.

Combining the continuity and conservation of momentum equations for each species and closing the system with an isothermal equation of state for the electrons, we can readily present without more details the plasma response to the propagation of a light wave  $\mathbf{a}_p$ , beating with its scattered component  $\tilde{\mathbf{a}}$ , to produce the ponderomotive force of the laser, referring the reader to [2–4, 60]:

$$\left( \frac{\partial^2}{\partial t^2} - 2\tilde{\nu}\partial t - c_S^2\nabla^2 \right) \tilde{n} = \frac{Z}{M} \nabla^2 \text{Re}[\mathbf{a}_p \cdot \tilde{\mathbf{a}}], \quad (1)$$

where  $c_S \equiv \sqrt{ZT_e/M}$  is the ion sound velocity and  $\tilde{\nu}$  an integral (damping) operator whose Fourier transform is  $\nu|\mathbf{k}_S|c_S$ . Other models for the plasma response e.g. with more sophisticated descriptions of  $\tilde{\nu}$  can be easily included in our analysis.

We now need to describe how the incident pump wave and scattered radiation interact with the plasma. In standard formulations, the starting point is the wave equation for the vector potential with the corresponding source term given by the current associated with the plasma perturbations [2–4, 68]. In our approach, we derive the dependence of the driving term  $\text{Re}[\mathbf{a}_p \cdot \tilde{\mathbf{a}}]$  on the plasma perturbation, using GPK. For the sake of completeness the derivation is given in Appendix A. The driving term obtained within the framework of GPK is [35, 59, 60]:

$$W_{\text{Re}[\mathbf{a}_p \cdot \tilde{\mathbf{a}}]} = \frac{1}{2} \tilde{n} \left[ \frac{\rho_0 \left( \mathbf{k} + \frac{\mathbf{k}_S}{2} \right)}{D_s^-} + \frac{\rho_0 \left( \mathbf{k} - \frac{\mathbf{k}_S}{2} \right)}{D_s^+} \right], \quad (2)$$

where  $W_{\text{Re}[\mathbf{a}_p \cdot \tilde{\mathbf{a}}]}$  represents the spatial and temporal Fourier transform of the Wigner function of  $\text{Re}[\mathbf{a}_p \cdot \tilde{\mathbf{a}}]$ . We observe that  $W_f \equiv W_f(\mathbf{r}, \mathbf{k}, t)$ , and thus the Fourier transform is  $W_f(\mathbf{k}_S, \mathbf{k}, \omega_S)$ , and  $\omega_S$  and  $\mathbf{k}_S$  represent the frequency and wave vector of the ion acoustic wave. In Eq. (2),  $D_s^\pm$  is given by  $D_s^\pm = \omega_S^2 \mp \left[ \mathbf{k} \cdot \mathbf{k}_S - \omega_S \omega \left( \mathbf{k} \mp \frac{\mathbf{k}_S}{2} \right) \right]$ , where we recall that  $\omega$  is a function of  $\mathbf{k}$  via the linear dispersion relation  $\omega(k)^2 = (ZT_e/M)k^2$ .

## 2.2. General dispersion relation for Stimulated Brillouin Scattering and classical monochromatic limit

We can now perform temporal and spatial Fourier transforms on the plasma response Eq. (1), ( $\partial t \rightarrow i\omega_S$ ,  $\nabla_{\mathbf{r}} \rightarrow -i\mathbf{k}_S$ ), to obtain

$$\tilde{n} = \frac{Z}{M} \frac{k_S^2}{\omega_S^2 + 2i\nu\omega_S|\mathbf{k}_S|c_S - c_S^2\mathbf{k}_S^2} \text{Re}[\mathbf{a}_p \cdot \tilde{\mathbf{a}}], \quad (3)$$

which can now be used with Eq.(2). Taking advantage of one of the properties of the Wigner function [61–64] that states that

$$\int W_{f,g} d\mathbf{k} = f^*g \Rightarrow \int \frac{W_{\text{Re}[\mathbf{a}_p \cdot \tilde{\mathbf{a}}]}}{\text{Re}[\mathbf{a}_p \cdot \tilde{\mathbf{a}}]} d\mathbf{k} = 1 \quad (4)$$

we obtain the dispersion relation:

$$1 = \frac{\omega_{pi}^2}{2} \frac{\mathbf{k}_S^2}{\omega_S^2 + 2i\nu\omega_S|\mathbf{k}_S|c_S - c_S^2\mathbf{k}_S^2} \int \left[ \frac{\rho_0\left(\mathbf{k} + \frac{\mathbf{k}_S}{2}\right)}{D_s^-} + \frac{\rho_0\left(\mathbf{k} - \frac{\mathbf{k}_S}{2}\right)}{D_s^+} \right] d\mathbf{k}, \quad (5)$$

where  $\omega_{pi} = \sqrt{Z/M}$  is the ion plasma frequency (in normalized units) and  $f^*$  represents the complex conjugate of  $f$ .

By making an appropriate change of variables, our general dispersion relation can be written in a more compact way as

$$1 = \frac{\omega_{pi}^2}{2} \frac{\mathbf{k}_S^2}{\omega_S^2 + 2i\nu\omega_S|\mathbf{k}_S|c_S - c_S^2\mathbf{k}_S^2} \int \rho_0(\mathbf{k}) \left( \frac{1}{D^+} + \frac{1}{D^-} \right) d\mathbf{k}, \quad (6)$$

with  $D^\pm(\mathbf{k}) = [\omega(\mathbf{k}) \pm \omega_S]^2 - (\mathbf{k} \pm \mathbf{k}_S)^2 - 1$ . Equation (6) is the main result of this section. We observe that, given the statistical properties of the pump field, it is possible to evaluate Eq. (6). This general dispersion relation can also be used to understand how spectral shaping can modify and mitigate Stimulated Brillouin Scattering.

We first apply our general dispersion relation to the simple and common case of a pump plane wave of wave vector  $\mathbf{k}_0$ , which means that  $\rho_0(\mathbf{k}) = a_0^2\delta(\mathbf{k} - \mathbf{k}_0)$ . With the purpose of the following comparisons, we drop the contribution of the damping term  $\nu = 0$ . The dispersion relation then becomes

$$1 = \frac{\omega_{pi}^2}{2} \frac{\mathbf{k}_S^2}{\omega_S^2 - c_S^2\mathbf{k}_S^2} a_0^2 \left\{ \frac{1}{[\omega(\mathbf{k}_0) + \omega_S]^2 - (\mathbf{k}_0 + \mathbf{k}_S)^2 - 1} + \frac{1}{[\omega(\mathbf{k}_0) - \omega_S]^2 - (\mathbf{k}_0 - \mathbf{k}_S)^2 - 1} \right\}. \quad (7)$$

This result recovers the dispersion relation of Refs. [2–4,65], obtained for a coherent pump wave  $\mathbf{A}_S = \mathbf{A}_{L0} \cos(\mathbf{k}_0 \cdot \mathbf{r} - \omega_0 t)$ , if we account for the difference in polarization and use  $\omega_0 = \omega(\mathbf{k}_0)$ . All the conclusions derived in Ref. [2–4], based on this dispersion relation, are then consistent with the predictions of GPK [59].

### 2.3. 1D water-bag zero-order photon distribution function

The full power of GPK becomes evident for broadband pump wave fields, where analytical results are not possible based on the standard formalism. In order to illustrate the consequences of broadband light, we consider a one-dimensional water-bag zero-order distribution function as the model for our photon distribution

$$\rho_0(\mathbf{k}) = \frac{a_0^2}{\sigma_1 + \sigma_2} [\theta(k - k_0 + \sigma_1) - \theta(k - k_0 - \sigma_2)], \quad (8)$$

where  $\theta(k)$  is the Heaviside function and  $\sigma_1$  ( $\sigma_2$ ) represents the spectral bandwidth to the left (right) of the central wave number,  $k_0$ .

For this distribution function, the autocorrelation function of the random phase  $\psi(x)$  satisfies

$$\left\langle \exp \left[ -i\psi \left( x + \frac{y}{2} \right) + i\psi \left( x - \frac{y}{2} \right) \right] \right\rangle = e^{-iy\bar{\sigma}} \frac{\sin(y\bar{\sigma})}{y\bar{\sigma}}, \quad (9)$$

where  $\tilde{\sigma} \equiv (\sigma_2 - \sigma_1)/2$  and  $\bar{\sigma} \equiv (\sigma_1 + \sigma_2)/2$ . The correlation length of this distribution is  $\approx \pi/\sqrt{2\bar{\sigma}}$ .

A simplified dispersion relation for the water-bag distribution function of Eq. (8) can be derived (see Appendix B) yielding

$$1 = \frac{a_0^2 \omega_{pi}^2}{8\bar{\sigma}} \frac{k_S}{\omega_S^2 - c_S^2 k_S^2} \left[ \frac{k_S^2}{k_S^2 - \omega_S^2} \log \left( \frac{D_1^- D_2^+}{D_1^+ D_2^-} \right) + \frac{2\omega_S k_S}{\sqrt{Q_0}} (\operatorname{arctanh} b^+ + \operatorname{arctanh} b^-) \right], \quad (10)$$

with  $\omega_{0i} = \sqrt{[k_0 + (-1)^i \sigma_i]^2 + 1}$ ,  $D_i^\pm = \omega_S^2 - k_S^2 \pm 2[(k_0 + (-1)^i \sigma_i)k_S - \omega_{0i}\omega_S]$ ,  $Q_0 = (k_S^2 - \omega_S^2)(k_S^2 - \omega_S^2 + 4)$ ,  $Q^\pm = \prod_{i=1}^2 [D_i^\pm + (k_S - \omega_S)(\omega_S \mp 2\omega_{0i})]$  and  $b^\pm = 2k_S^2(\omega_S + k_S)\sqrt{Q_0}(2\bar{\sigma} + \omega_{01} - \omega_{02})/[Q^0 k_S^2 - Q^\pm(\omega_S + k_S)^2]$ .

We are interested in the maximum growth rate of SBS. Analytical results can be obtained in the case where all the photons of the distribution propagate in an underdense medium, which implies that  $k_0 + (-1)^i \sigma_i \gg 1$ . This also guarantees that  $k_0 > \sigma_1$ , which assures that  $\rho_0(k)$  represents a broadband (pump) source of forward propagating photons, as expected. From this condition, the approximations  $\omega_{0i} \approx k_0 + (-1)^i \sigma_i$  and  $b^\pm \approx 0$  are also valid.

The dispersion relation (10) then becomes

$$1 = \frac{a_0^2 \omega_{pi}^2}{8\bar{\sigma}} \frac{k_S^3}{\omega_S^2 - c_S^2 k_S^2} \frac{1}{k_S^2 - \omega_S^2} \left\{ \ln \left[ \frac{2(k_0 - \sigma_1) + (\omega_S + k_S)}{2(k_0 - \sigma_1) - (\omega_S + k_S)} \right] + \ln \left[ \frac{2(k_0 + \sigma_2) - (\omega_S + k_S)}{2(k_0 + \sigma_2) + (\omega_S + k_S)} \right] \right\}. \quad (11)$$

In the weak coupling limit,  $a_0^2 \ll 2c_S k_S \omega_0 c_S^2 / \omega_{pi}^2$ , the dispersion of the plasma mode almost fully coincides with the ideal dispersion of an ion-acoustic plasma wave. The resonance condition for SBS can then be expressed as  $\omega_S \sim k_S c_S$ , with  $c_S \ll 1$  [2–4]. Furthermore, the backscattering regime of stimulated Brillouin scattering (SBBS) is known to provide the highest growth rates [2–4], so we consider one of the terms  $D_i^+$  resonant (corresponding to the contribution of the downshifted photons of the distribution function). By making the  $D_1^+$  term resonant ( $D_1^+ = 0 \Rightarrow k_{LSBBS}^m \approx 2(k_0 - \sigma_1)/(1 + c_S)$ ), we are considering the contribution of the photons of the lowest wave number, while with  $D_2^+$  ( $D_2^+ = 0 \Rightarrow k_{LSBBS}^M \approx 2(k_0 + \sigma_2)/(1 + c_S)$ ) we are searching for those of the highest wave number. This means that  $k_S$  is of the order of  $k_0$  and the range of unstable wave numbers is then given by:

$$k_S \in \left[ \frac{2}{1 + c_S} (k_0 - \sigma_1), \frac{2}{1 + c_S} (k_0 + \sigma_2) \right]. \quad (12)$$

We consider the upper limit case (as we will later see, the growth rate of the instability is within the same order of magnitude for the whole range of unstable wave numbers) and we note that  $\omega_S \sim k_S c_S$ , with  $c_S \ll 1$ , implies that both  $\omega_S \ll k_S$  and  $\omega_S \ll k_0$ .

To determine the growth rate of the instability in the weak coupling limit, we now write  $\omega \approx k_S c_S + i\Gamma$ , with  $\Gamma$  being the real growth rate of the instability and  $|\Gamma| \ll k_S c_S$ . The dispersion relation (11) can then be rewritten in the form  $1 = A \ln B$  where

$$A = \frac{a_0^2 \omega_{pi}^2}{8\bar{\sigma}} \frac{k_S^3}{\omega_S^2 - c_S^2 k_S^2} \frac{1}{k_S^2 - \omega_S^2} \approx \frac{a_0^2 \omega_{pi}^2 (k_0 + \sigma_2)}{4i(\sigma_1 + \sigma_2) \Gamma c_S k_S}; \quad (13)$$

$$B = \frac{2(k_0 - \sigma_1) + (\omega_S + k_S)}{2(k_0 - \sigma_1) - (\omega_S + k_S)} \frac{2(k_0 + \sigma_2) - (\omega_S + k_S)}{2(k_0 + \sigma_2) + (\omega_S + k_S)} \approx \frac{2k_0 - \sigma_1 + \sigma_2}{2(\sigma_1 + \sigma_2) + i\Gamma} \frac{i\Gamma}{2(k_0 + \sigma_2)}. \quad (14)$$

We now take the imaginary part of the dispersion relation, working with a real  $\Gamma$  and using the fact that, for a complex  $Z = \rho e^{i\theta}$ , with real  $\rho$  and  $\theta$ ,  $\ln Z = \ln \rho + i\theta$ . We get

$$\Gamma c_S k_S = \frac{a_0^2 \omega_{pi}^2 (k_0 + \sigma_2)}{4(\sigma_1 + \sigma_2)} \arctan \left[ \frac{2(\sigma_1 + \sigma_2)}{\Gamma} \right]. \quad (15)$$

With this result we are now able to compare our results for backscattering with those of Refs. [2–4]. We found  $k_{LSBBS}^m \approx 2(k_0 - \sigma_1)/(1 + c_S)$  and  $k_{LSBBS}^M \approx 2(k_0 + \sigma_2)/(1 + c_S)$ , which implies that, for the monochromatic limit,  $k_{LSBBS}^{m,pw} = k_{LSBBS}^{M,pw} \equiv k_{LSBBS}^{pw} = 2k_0/(1 + c_S) \approx 2k_0(1 - c_S) \approx 2k_0 - 2\omega_0 c_S$ , because  $\omega_0 \equiv \omega_{01}(\sigma_1 = 0) = \omega_{02}(\sigma_2 = 0) \approx k_0$ , where we assume that the ion acoustic velocity is much smaller than the speed of light,  $c_S \ll 1$ . This recovers the result of Refs. [2–4] for the wave number that maximizes the growth rate.

To determine the maximum growth rate in the weak coupling (*wf*) scenario, we take the limit  $\sigma_1, \sigma_2 \rightarrow 0$  and make use of  $\arctan x \sim x$  when  $x \rightarrow 0$

$$\Gamma_{SBBSwf}^{pw,max} = \frac{a_0 \omega_{pi}}{2\sqrt{c_S}}, \quad (16)$$

which also coincides with the monochromatic result in Refs. [2–4] if we consider the already discussed correction for the polarization.

We now go back to the general case of Eq. (15) and work in the opposing limit,  $(\sigma_1 + \sigma_2) \gg \Gamma$ , so the approximation  $\arctan x \sim \pi/2 - 1/x$  when  $x \rightarrow \infty$  can be used, yielding

$$\Gamma_{SBBSwf}^{max} = \frac{\pi a_0^2 \omega_{pi}^2}{16c_S k_0} \frac{k_0 + \sigma_2}{\sigma_1 + \sigma_2} \left[ 1 + \frac{a_0^2 \omega_{pi}^2}{16c_S k_0} \frac{k_0 + \sigma_2}{(\sigma_1 + \sigma_2)^2} \right]^{-1}. \quad (17)$$

The corresponding saturation value for large bandwidth is

$$\Gamma_{SBBSwf}^{max,sat} = \frac{\pi a_0^2 \omega_{pi}^2}{16c_S k_0}. \quad (18)$$

We now consider the strong coupling limit, i.e., we assume that  $|\omega_S| \gg k_S c_S$ , which happens when  $a_0^2 > 2c_S k_S \omega_0 c_S^2 / \omega_{pi}^2$  [2–4]. We work in the underdense limit, as in the weak coupling case, so that the range of unstable wave numbers still holds and we use



$k_S \approx 2(k_0 + \sigma_2)$  as the wave number for maximum growth, which means that  $k_S$  is still of the order of  $k_0$ . We also neglect  $|\omega_S|$  when compared to  $k_0$ , which establishes the scale  $k_S c_S \ll |\omega_S| \ll k_S \approx k_0$ , consistent with  $c_S \ll 1$ . This means that we are not neglecting the magnitude of the imaginary part of  $\omega_S$  when compared to its real part.

We now expand  $\omega_S = \alpha + i\beta$ , with real  $\alpha$  and  $\beta$  and  $|\alpha|, |\beta| \gg k_S c_S$ , so that the dispersion relation yields (see Appendix C)

$$\omega_S = \left( \frac{k_S a_0^2 \omega_{pi}^2}{2} \right)^{1/3} \left( \frac{1}{2} + \frac{\sqrt{3}}{2} i \right), \quad (19)$$

which is, once more, the result presented in Refs. [2–4] with the usual polarization considerations. The maximum growth rate in the strong coupling limit is then

$$\Gamma_{SBBs sf}^{pw, \max} = \frac{\sqrt{3}}{2} \left( \frac{k_S a_0^2 \omega_{pi}^2}{2} \right)^{1/3}. \quad (20)$$

#### 2.4. Numerical solution of the complete dispersion relation

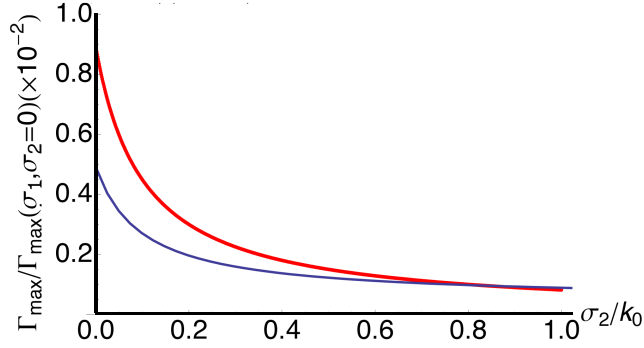
We now examine the numerical solution of the complete dispersion relation in order to illustrate the evolution of the strength of the instability as a function of, not only the bandwidth, but also the wave number of the scattered wave itself.

In Fig. 1 we show the maximum growth rate of the Brillouin instability as a function of the bandwidth parameter,  $\sigma_2$ , with  $\sigma_1$  kept fixed. As expected, Eq. (17) is a good approximation to the complete solution only when we are dealing with large bandwidths. The difference between the approximate and the numerical solutions increases as bandwidth ( $\sigma_2$ ) decreases. As  $\sigma_2$  approaches  $k_0$ , the results start to agree and Eq. (17) can be used. As we approach the monochromatic limit, only the numerical solution should be considered, as the choice of  $\sigma_1 = 0.1k_0$  still accounts for a considerable difference between  $\Gamma_{\max}(\sigma_2 = 0)$  and the maximum growth rate in the monochromatic limit,  $\Gamma_{\max}(\sigma_1, \sigma_2 = 0)$ , expressed by Eq. (16). It is clear that a bandwidth as small as 10% can still cause a reduction of the growth rate of the instability by a factor of more than 100, which is significant.

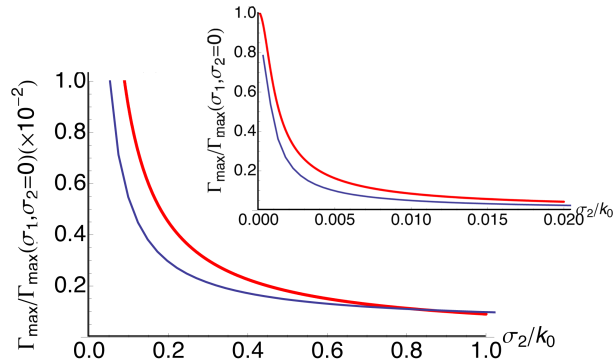
Fig. 2 shows the same results for the case of  $\sigma_2 \approx 0$ . As in the previous case, the approximation of Eq. (17) agrees with the numerical solution as  $\sigma_2$  approaches  $k_0$ . The monochromatic limit of Eq. (16) can also be confirmed at the origin of the plot, as expected.

We now study the behavior of the growth rate of the instability as a function of the wave number of the scattered wave. In Fig. 3, we plot the growth rate for a set of bandwidths and express it as a function of the wave number of the instability. We observe a very good agreement with the range of unstable wave numbers predicted by Eq. (12). The lower limit does not depend on  $\sigma_2$  and remains fixed as we increase bandwidth; as for the upper bound, it linearly grows as we increase the value of  $\sigma_2$ .

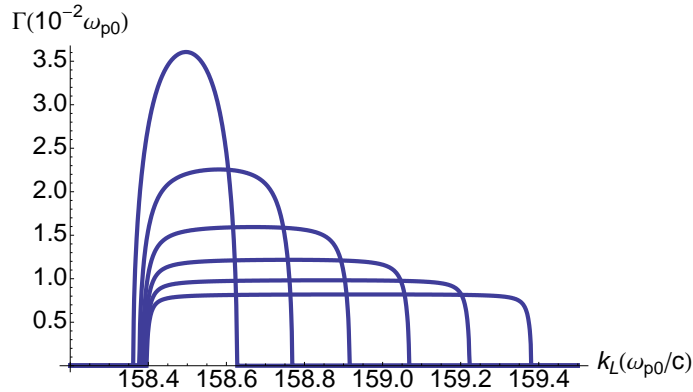
We should also note that the flat structure observed indicates that the magnitude of the growth rate is within the same order for the full range of unstable wave numbers,



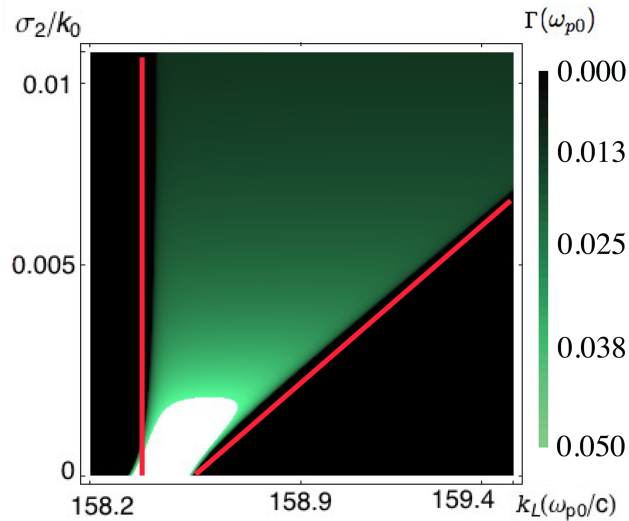
**Figure 1.** Maximum growth rate of SBBS as a function of bandwidth -  $a_0 = 0.1$ ,  $k_0 = 80.0$ ,  $\sigma_1 = 0.1k_0$ ,  $c_S = 0.01$ ,  $\omega_{pi} = 0.1$ . Red line - numerical solution; blue line - analytical limit for  $\Gamma \ll (\sigma_1 + \sigma_2)$  of Eq. (17)



**Figure 2.** Maximum growth rate of SBBS as a function of bandwidth -  $a_0 = 0.1$ ,  $k_0 = 80.0$ ,  $\sigma_1 \approx 0$ ,  $c_S = 0.01$ ,  $\omega_{pi} = 0.1$ . Red line - numerical solution; blue line - analytical limit for  $\Gamma \ll (\sigma_1 + \sigma_2)$ . In the inset the growth rate is shown for the regime where  $\sigma_2/k_0 \ll 1$



**Figure 3.** Growth rate of SBBS as a function of the wave number of the scattered wave for different bandwidths of the water-bag (from the left to the right:  $\sigma_2 = 0.1k_0, 0.2k_0, 0.3k_0, 0.4k_0, 0.5k_0, 0.6k_0$ , with  $a_0 = 0.1$ ,  $k_0 = 80.0$ ,  $\sigma_1 \approx 0$ ,  $c_S = 0.01$  and  $\omega_{pi} = 0.1$ )



**Figure 4.** Growth rate of SBBS as a function of the wave number of the scattered wave and the bandwidth of the water-bag:  $a_0 = 0.1$ ,  $k_0 = 80.0$ ,  $\sigma_1 \approx 0$ ,  $c_S = 0.01$ ,  $\omega_{pi} = 0.1$  (2D representation). The red lines illustrate the theoretical range of unstable wave numbers

meaning that the instability can grow on a wide range of wave numbers and lead to a significant level of ion acoustic turbulence. This is valid for relatively small bandwidths, as it is clear for  $\sigma_2 > 0.1k_0$ .

In Fig. 4, the variation of the growth rate of SBBS as a continuous function of both the bandwidth of the pump and the instability wave number allows for a global picture of the instability. As expected, we observe a strong dependence of the instability on the bandwidth of the radiation used as a driver. For a bandwidth of just 1% in  $k_0$ , the instability is already reduced to 10% of the plane wave limit, which justifies the use of bandwidth as a means of significantly mitigating or reducing the growth of the instability.

For fixed  $k_0$ ,  $a_0$  and  $\sigma_1$ , the growth rate for SBBS scales with  $\propto 1/\sigma_2$ , similarly to other distribution functions (e.g., asymmetric Lorentzian or Gaussian distribution of photons [35]). Both the wave number for maximum growth and the upper bound of the unstable wave numbers domain depend linearly on  $\sigma_2$ .

### 3. Conclusions

A general dispersion relation for stimulated Brillouin scattering, driven by a partially coherent pump field, has been derived, using the GPK formalism [35] which is formally equivalent to the coupling of the full wave equation with the plasma fluid equations. After having retrieved the monochromatic limit of the equation, we have used a one-dimensional water-bag profile for the incident field to model broadband effects. The analysis has revealed a growth rate dependence on the coherence width  $\sigma$  of the radiation

field which scales with  $1/\sigma$  typical of 3-wave processes [35]. Numerical estimates of the growth rate of the instability have been obtained as a function of the intensity of the incident field and the wave number of the scattered wave, confirming the theoretical predictions for the domain of unstable wave numbers.

The possibility of an accurate estimate of the growth rate of the instability, for a wide range of parameters, not only stresses the important role of bandwidth in the suppression of the instability, but also motivates an exploration of other photon distributions and a comparison with particle-in-cell simulations.

In this paper, we have focused on the backscattering regime of SBS, but the general dispersion relation we have derived (Eq. (6)) may be readily applied to different regimes. A detailed comparison with previous models for SBS pumped by a wave with finite bandwidth [66–70] can then be performed and will be presented in the future, along with particle-in-cell simulations of parametric instabilities pumped by broadband radiation [71]. A prediction of the suppression of SBS by the experimental mechanism of polarization smoothing [72] or from other spectral distribution [52] can also be readily obtained through GPK and will be explored in future works.

An oft-used method to increase the spectral bandwidth of a high-power laser beam is spectral dispersion via random phase plates [46]. One of the issues with longitudinal and transverse smoothing by spectral dispersion on coherent laser beams is the creation of amplitude modulation resulting in enhanced intensity regions, seen as an adverse effect. A numerical study of beam smoothing by phase modulation on stimulated Brillouin scattering on the Laser Mégajoule (LMJ) facility has been carried out [73, 74] and a pathway to a reduction of the amplitude modulation was demonstrated. Although it was shown that the effect can be reduced with the particular beam composition in LMJ, it is not obvious that this would be the case for all architectures and therefore the preferred route would be to develop broadband lasers from the outset.

Future laser drivers for inertial confinement fusion such as StarDriver [75] aim to control both laser plasma instabilities and hydrodynamic instabilities by using multiple beamlets with bandwidths in the range 2%-10%. Lasers with bandwidths of 2% and repetition rates of 10Hz are already becoming available using Neodymium phosphate glass [75] and it is anticipated that this can be increased by using a range of laser gain media, such as a selection of Nd:Glass media based on phosphates, silicates and fluorides. Addition of other gain media such as Yb or Er glasses can potentially produce bandwidths up to 10% [75]. In this paper and our previous paper, where the GPK formalism was used to study bandwidth effects on Raman scattering [35], we demonstrated that lasers with bandwidths in this range significantly diminish the growth rate of both stimulated Brillouin and Raman backscatter.

## Acknowledgements

Work partially supported by the European Research Council (ERC-2015-AdG Grant no. 695088). RB acknowledges support from EPSRC grant EP/R004773/1.

## Appendix A. Derivation of the driving term using Generalized Photon Kinetics

The GPK derived in Ref. [35] can deal with the two mode problem, describing the radiation field  $\mathbf{a}$  by two auxiliary fields  $\phi, \chi = (\mathbf{a} \pm i\partial_t \mathbf{a})/2$ , thus allowing for a formally equivalent representation of the full wave equation in terms of two coupled Schrödinger equations for the auxiliary fields. With the introduction of four real phase-space densities

$$W_0 = W_{\phi\phi} - W_{\chi\chi} \quad (\text{A.1})$$

$$W_1 = 2\text{Re}[W_{\phi\chi}] \quad (\text{A.2})$$

$$W_2 = 2\text{Im}[W_{\phi\chi}] \quad (\text{A.3})$$

$$W_3 = W_{\phi\phi} + W_{\chi\chi} \quad (\text{A.4})$$

and the usual definition for the Wigner transform

$$W_{\mathbf{f}\mathbf{g}}(\mathbf{k}, \mathbf{r}, t) = \left(\frac{1}{2\pi}\right)^3 \int \mathbf{f}^* \left(\mathbf{r} + \frac{\mathbf{y}}{2}\right) \cdot \mathbf{g} \left(\mathbf{r} - \frac{\mathbf{y}}{2}\right) \exp(i\mathbf{k} \cdot \mathbf{y}) d\mathbf{y} \quad (\text{A.5})$$

as in Refs. [61–64], the coupled equations for  $\phi, \chi$  (and, therefore, the complete Klein-Gordon equation) are shown [59] to be equivalent to the following set of transport equations for the  $W_i$ ,  $i = 0, \dots, 3$

$$\partial_t W_0 + \hat{\mathcal{L}}(W_2 + W_3) = 0 \quad (\text{A.6})$$

$$\partial_t W_1 - \hat{\mathcal{G}}(W_2 + W_3) - 2W_2 = 0 \quad (\text{A.7})$$

$$\partial_t W_2 - \hat{\mathcal{L}}W_0 + \hat{\mathcal{G}}W_1 + 2W_1 = 0 \quad (\text{A.8})$$

$$\partial_t W_3 + \hat{\mathcal{L}}W_0 - \hat{\mathcal{G}}W_1 = 0 \quad (\text{A.9})$$

with the following definition for the operators  $\hat{\mathcal{L}}$  and  $\hat{\mathcal{G}}$

$$\hat{\mathcal{L}} \equiv \mathbf{k} \cdot \vec{\nabla}_{\mathbf{r}} - n \sin \left( \frac{1}{2} \overleftarrow{\nabla}_{\mathbf{r}} \cdot \overrightarrow{\nabla}_{\mathbf{k}} \right) \quad (\text{A.10})$$

$$\hat{\mathcal{G}} \equiv \left( \mathbf{k}^2 - \frac{\vec{\nabla}_{\mathbf{r}}^2}{4} \right) + n \cos \left( \frac{1}{2} \overleftarrow{\nabla}_{\mathbf{r}} \cdot \overrightarrow{\nabla}_{\mathbf{k}} \right) \quad (\text{A.11})$$

where the arrows denote the direction of the operator and the trigonometric functions represent the equivalent series expansion of the operators.

We first evaluate the zeroth order terms of each  $W_i$ ,  $i = 0, \dots, 3$ , so we use  $\mathbf{a} = \mathbf{a}_p$ . It can be easily shown that

$$W_{\phi\phi}^{(0)} = \frac{\rho_0(\mathbf{k})}{4} [1 + \omega^2(\mathbf{k}) + 2\omega(\mathbf{k})] \quad (\text{A.12})$$

$$W_{\chi\chi}^{(0)} = \frac{\rho_0(\mathbf{k})}{4} [1 + \omega^2(\mathbf{k}) - 2\omega(\mathbf{k})] \quad (\text{A.13})$$

$$W_{\phi\chi}^{(0)} = \frac{\rho_0(\mathbf{k})}{4} [1 - \omega^2(\mathbf{k})] = -\frac{\rho_0(\mathbf{k})}{4} \mathbf{k}^2 \quad (\text{A.14})$$

where  $\rho_0(\mathbf{k}) \equiv W_{\mathbf{a}_p, \mathbf{a}_p}$  can be interpreted as the equilibrium distribution function of the photons.

We can immediately write

$$W_0^{(0)} = W_{\phi\phi}^{(0)} - W_{\chi\chi}^{(0)} = \rho_0(\mathbf{k})\omega(\mathbf{k}) \quad (\text{A.15})$$

$$W_1^{(0)} = 2\text{Im} \left[ W_{\phi\chi}^{(0)} \right] = 0 \quad (\text{A.16})$$

$$W_2^{(0)} = 2\text{Re} \left[ W_{\phi\chi}^{(0)} \right] = -\frac{\rho_0(\mathbf{k})}{2}\mathbf{k}^2 \quad (\text{A.17})$$

$$W_3^{(0)} = W_{\phi\phi}^{(0)} + W_{\chi\chi}^{(0)} = \rho_0(\mathbf{k}) \left( 1 + \frac{\mathbf{k}^2}{2} \right) \quad (\text{A.18})$$

where we have taken into account the reality conditions of the Wigner function [61–64].

We now explore the first order perturbative term of the transport equations (A.6)-(A.9), as the zeroth order terms provide no new information: they are either trivial or equivalent to the dispersion relation for plane circularly polarized monochromatic waves in a uniform plasma,  $\omega(\mathbf{k}) = (\mathbf{k}^2 + 1)^{1/2}$ . The first transport equation yields, in first order,

$$\partial_t \tilde{W}_0 + \mathbf{k} \cdot \vec{\nabla}_{\mathbf{r}} (\tilde{W}_2 + \tilde{W}_3) - \tilde{n} \sin \left( \frac{1}{2} \overleftarrow{\nabla}_{\mathbf{r}} \cdot \overrightarrow{\nabla}_{\mathbf{k}} \right) \rho_0(\mathbf{k}) = 0 \quad (\text{A.19})$$

We now perform time and space Fourier transforms ( $\partial_t \rightarrow i\omega_S$ ,  $\nabla_{\mathbf{r}} \rightarrow -i\mathbf{k}_S$ ), leading to

$$i\omega_S \tilde{W}_0 - i\mathbf{k} \cdot \mathbf{k}_S (\tilde{W}_2 + \tilde{W}_3) + \tilde{n} \sin \left( \frac{i}{2} \mathbf{k}_S \cdot \vec{\nabla}_{\mathbf{k}} \right) \rho_0(\mathbf{k}) = 0 \quad (\text{A.20})$$

We note that we can write  $\sin \hat{\mathcal{A}} = [\exp(i\hat{\mathcal{A}}) - \exp(-i\hat{\mathcal{A}})]/(2i)$ , for any operator  $\hat{\mathcal{A}}$ . Similarly,  $\cos \hat{\mathcal{A}} = [\exp(i\hat{\mathcal{A}}) + \exp(-i\hat{\mathcal{A}})]/2$ . Making use of these relations, we have

$$e^{\mathbf{A} \cdot \nabla_{\mathbf{k}}} f(\mathbf{k}) = \sum_{n=0}^{\infty} \frac{(\mathbf{A} \cdot \nabla_{\mathbf{k}})^n}{n!} f(\mathbf{k}) = f(\mathbf{k} + \mathbf{A}) \quad (\text{A.21})$$

The first transport equation can then be reduced to

$$\omega_S \tilde{W}_0 - \mathbf{k} \cdot \mathbf{k}_S (\tilde{W}_2 + \tilde{W}_3) - \frac{\tilde{n}}{2} \left[ \rho_0 \left( \mathbf{k} - \frac{\mathbf{k}_S}{2} \right) - \rho_0 \left( \mathbf{k} + \frac{\mathbf{k}_S}{2} \right) \right] = 0 \quad (\text{A.22})$$

We proceed analogously with the other three transport equations, leading to a system of four independent first order equations for the four variables  $\tilde{W}_i$ .

We also note that

$$W_2 + W_3 = W_{\phi\phi} + W_{\chi\chi} + 2\text{Re}[W_{\phi\chi}] = W_{\mathbf{a}\mathbf{a}}$$

In zeroth order, as expected,

$$W_2^{(0)} + W_3^{(0)} = W_{\mathbf{a}_p, \mathbf{a}_p} = \rho_0(\mathbf{k}) \quad (\text{A.23})$$

In first order,

$$\tilde{W}_2 + \tilde{W}_3 = W_{\mathbf{a}_p \cdot \tilde{\mathbf{a}}} + W_{\tilde{\mathbf{a}} \cdot \mathbf{a}_p} = 2W_{\mathbf{a}_p \cdot \tilde{\mathbf{a}}} \quad (\text{A.24})$$

where we have used the symmetry property of the Wigner distribution function that can be immediately derived from its realness ( $W_{\mathbf{f} \cdot \mathbf{g}} = W_{\mathbf{g} \cdot \mathbf{f}}$ ).

We are only interested in a real electron density, so we take the real part of the right-hand side of the plasma response equation. Similarly, we write

$$\tilde{W}_2 + \tilde{W}_3 = 2W_{\text{Re}[\mathbf{a}_p \cdot \tilde{\mathbf{a}}]} \quad (\text{A.25})$$

We solve this equation together with the four independent equations for each  $\tilde{W}_i$ . The calculations are a bit lengthy but straightforward and yield

$$W_{\text{Re}[\mathbf{a}_p \cdot \tilde{\mathbf{a}}]} = \frac{\tilde{n}}{2} \left[ \frac{\rho_0 \left( \mathbf{k} + \frac{\mathbf{k}_S}{2} \right)}{D_s^-} + \frac{\rho_0 \left( \mathbf{k} - \frac{\mathbf{k}_S}{2} \right)}{D_s^+} \right], \quad (\text{A.26})$$

$$\frac{1}{D_s^\mp} = \frac{1 \pm 2\mathbf{k} \cdot \mathbf{k}_S / \omega_S^2 \pm (2\omega / \omega_S) \left( \mathbf{k} + \frac{\mathbf{k}_S}{2} \right)}{\omega_S^2 - 4\mathbf{k}^2 - \mathbf{k}_S^2 + 4(\mathbf{k} \cdot \mathbf{k}_S)^2 / \omega_S^2 - 4} \quad (\text{A.27})$$

The expression for  $D_s^\mp$  can be greatly simplified:

$$D_s^\pm = \frac{(\omega_S^2 \mp 2\mathbf{k} \cdot \mathbf{k}_S)^2 - \left[ 2\omega_S \omega \left( \mathbf{k} \mp \frac{\mathbf{k}_S}{2} \right) \right]^2}{\omega_S^2 \mp 2\mathbf{k} \cdot \mathbf{k}_S \mp 2\omega_S \omega \left( \mathbf{k} + \frac{\mathbf{k}_S}{2} \right)},$$

providing the final expression for the driving term,

$$W_{\text{Re}[\mathbf{a}_p \cdot \tilde{\mathbf{a}}]} = \frac{1}{2} \tilde{n} \left[ \frac{\rho_0 \left( \mathbf{k} + \frac{\mathbf{k}_S}{2} \right)}{D_s^-} + \frac{\rho_0 \left( \mathbf{k} - \frac{\mathbf{k}_S}{2} \right)}{D_s^+} \right], \quad (\text{A.28})$$

$$D_s^\pm = \omega_S^2 \mp \left[ \mathbf{k} \cdot \mathbf{k}_S - \omega_S \omega \left( \mathbf{k} \mp \frac{\mathbf{k}_S}{2} \right) \right]. \quad (\text{A.29})$$

## Appendix B. Dispersion relation derivation for the one-dimensional water-bag distribution function

Let  $\rho_0(\mathbf{k}) = a_0^2 [\theta(k - k_0 + \sigma_1) - \theta(k - k_0 - \sigma_2)] / (\sigma_1 + \sigma_2)$ , where  $\theta(k)$  is the Heaviside function, in the generalized dispersion relation, so we get

$$1 = \frac{\omega_{pi}^2}{2} \frac{k_S^2}{\omega_S^2 - c_S^2 k_S^2} \frac{a_0^2}{\sigma_1 + \sigma_2} \int_{k_0 - \sigma_1}^{k_0 + \sigma_2} \left[ \frac{1}{D^+(k)} + \frac{1}{D^-(k)} \right] dk \quad (\text{B.1})$$

with  $D^\pm(k) = [\omega(k) \pm \omega_S]^2 - (k \pm k_S)^2 - 1$ , and  $c_S = \sqrt{ZT_e/M}$ .

The integral of (B.1) can be performed through the substitution  $y = k - k_0$ , so

$$\begin{aligned} & \int_{k_0 - \sigma_1}^{k_0 + \sigma_2} \left[ \frac{1}{D^+(k)} + \frac{1}{D^-(k)} \right] dk = \\ & = \int_{-\sigma_1}^{\sigma_2} \left[ \frac{1}{2k_S y + 2k_0 k_S - (k_S^2 - \omega_S^2) - 2\omega_S \sqrt{(y + k_0)^2 + 1}} - \right. \\ & \quad \left. - \frac{1}{2k_S y + 2k_0 k_S + (k_S^2 - \omega_S^2) - 2\omega_S \sqrt{(y + k_0)^2 + 1}} \right] dy \end{aligned} \quad (\text{B.2})$$

We are then left with

$$I^\pm \equiv \int_{-\sigma_1}^{\sigma_2} \frac{1}{y + b^\pm + k \sqrt{(y + a)^2 + 1}} dy \quad (\text{B.3})$$

with  $b^\pm \equiv k_0 \pm (\omega_S^2 - k_S^2)/(2k_S)$ ,  $k \equiv -\omega_S/k_S$  and  $a \equiv k_0$ .

We start with the substitution  $\sqrt{(y + a)^2 + 1} = y + t$ , from which we obtain:

$$\begin{aligned} y &= \frac{a^2 + 1 - t^2}{2(t - a)}, \quad \frac{dy}{dt} = \frac{-4t(t - a) - 2(a^2 + 1 - t^2)}{4(t - a)^2}, \\ \sqrt{(y + a)^2 + 1} &= \frac{1 + (t - a)^2}{2(t - a)}. \end{aligned} \quad (\text{B.4})$$

The integral becomes

$$\int_{\sqrt{(a - \sigma_1)^2 + 1} + \sigma_1}^{\sqrt{(a + \sigma_2)^2 + 1} - \sigma_2} \frac{-4t(t - a) - 2(a^2 + 1 - t^2)}{2(t - a) [(a^2 + 1 - t^2) + 2(t - a)b^\pm + k(1 + (t - a)^2)]} dt \quad (\text{B.5})$$

We perform one last transformation,  $t - a = z$ , which yields for the integral

$$- \int_{(\sigma_1 - a) - \sqrt{(a - \sigma_1)^2 + 1}}^{-(\sigma_2 + a) + \sqrt{(a + \sigma_2)^2 + 1}} \frac{1 + z^2}{z[(k + 1) + 2(b^\pm - a)z + (k - 1)z^2]} dz \quad (\text{B.6})$$

The problem has now been reduced to the computation of an integral of a rational function, for which a primitive can be explicitly obtained

$$\begin{aligned} I^\pm &= - \left\{ \frac{2(a - b^\pm)k}{(k^2 - 1)\sqrt{(k^2 - 1) - (a - b^\pm)^2}} \arctan \left[ \frac{-(a - b^\pm) + (k - 1)z}{\sqrt{(k^2 - 1) - (a - b^\pm)^2}} \right] + \right. \\ & \quad \left. + \frac{\ln z}{k + 1} + \frac{\ln[(k + 1) + 2(b^\pm - a)z + (k - 1)z^2]}{k^2 - 1} \right\} \frac{\sqrt{(a + \sigma_2)^2 + 1} - (a + \sigma_2)}{\sqrt{(a - \sigma_1)^2 + 1} - (a - \sigma_1)} \end{aligned} \quad (\text{B.7})$$

If we define the quantity  $Q^0 \equiv (k_S^2 - \omega_S^2)(k_S^2 - \omega_S^2 + 4)$  and recall the property  $\operatorname{arctanh}(x) = -i \operatorname{arctan}(ix)$ , we can rewrite  $I^\pm$  as

$$\begin{aligned} I^\pm &= \left\{ \mp \frac{2\omega_S k_S}{\sqrt{Q^0}} \operatorname{arctanh} \left[ \frac{\pm(k_S^2 - \omega_S^2) + 2(k_S + \omega_S)z}{\sqrt{Q^0}} \right] + \frac{k_S}{\omega_S - k_S} \ln z + \right. \\ & \quad \left. + \frac{k_S^2}{k_S^2 - \omega_S^2} \ln[(k_S - \omega_S) \mp ((k_S^2 - \omega_S^2)z - (k_S + \omega_S)z^2)] \right\}_{L_1}^{L_2}, \end{aligned} \quad (\text{B.8})$$



where  $L_1 \equiv \sqrt{(k_0 - \sigma_1)^2 + 1} - (k_0 - \sigma_1)$  and  $L_2 \equiv \sqrt{(k_0 + \sigma_2)^2 + 1} - (k_0 + \sigma_2)$ .

We now study the terms of the integral one by one. The second term ( $I_2^\pm$ ) may be neglected as the contributions for the dispersion relation exactly cancel (the term does not depend on  $b^\pm \Rightarrow I_2^+ = I_2^-$ ). As for the third term, we write the argument of the logarithm, with  $s = \pm 1$ , as

$$-(k_S + \omega_S)z^2 - s(k_S^2 - \omega_S^2)z + (k_S - \omega_S) = -(k_S + \omega_S)(z - z_{01})(z - z_{02}), \quad (\text{B.9})$$

where  $z_{01}$  and  $z_{02}$  are the roots of the argument and  $s = +1$  for  $b^+$  (first contribution) and  $s = -1$  for  $b^-$  (second contribution). So we have

$$z_{01,2} = -\frac{s(k_S^2 - \omega_S^2) \pm \sqrt{Q^0}}{2(k_S + \omega_S)} \quad (\text{B.10})$$

The third contribution to the dispersion relation is of the form  $\frac{k_S^2}{k_S^2 - \omega_S^2} \ln D$ , where

$$D \equiv \frac{\left[ Z_2 + \frac{(k_S^2 - \omega_S^2) + \sqrt{Q^0}}{2(k_S + \omega_S)} \right] \left[ Z_2 + \frac{(k_S^2 - \omega_S^2) - \sqrt{Q^0}}{2(k_S + \omega_S)} \right]}{\left[ Z_1 + \frac{(k_S^2 - \omega_S^2) + \sqrt{Q^0}}{2(k_S + \omega_S)} \right] \left[ Z_1 + \frac{(k_S^2 - \omega_S^2) - \sqrt{Q^0}}{2(k_S + \omega_S)} \right]} \times \frac{\left[ Z_1 - \frac{(k_S^2 - \omega_S^2) - \sqrt{Q^0}}{2(k_S + \omega_S)} \right] \left[ Z_1 - \frac{(k_S^2 - \omega_S^2) + \sqrt{Q^0}}{2(k_S + \omega_S)} \right]}{\left[ Z_2 - \frac{(k_S^2 - \omega_S^2) - \sqrt{Q^0}}{2(k_S + \omega_S)} \right] \left[ Z_2 - \frac{(k_S^2 - \omega_S^2) + \sqrt{Q^0}}{2(k_S + \omega_S)} \right]} \quad (\text{B.11})$$

where  $Z_i \equiv \omega_{0i} - [k_0 + (-1)\sigma_i]$ .

We focus on each fraction individually and write them as in the following example

$$\frac{2[\omega_{02} - (k_0 + \sigma_2)](k_S + \omega_S) + (k_S^2 - \omega_S^2) + \sqrt{Q^0}}{2[\omega_{02} - (k_0 + \sigma_2)](k_S + \omega_S) - (k_S^2 - \omega_S^2) - \sqrt{Q^0}} \equiv \frac{A_1 + B_1}{A_2 + B_2}, \quad (\text{B.12})$$

where  $A_{1,2} \equiv \mp(\omega_S^2 - k_S^2) + 2\omega_{02}\omega_S - 2(k_0 + \sigma_2)k_S$  and  $B_{1,2} \equiv 2\omega_{02}k_S - 2(k_0 + \sigma_2)\omega_S \pm \sqrt{Q^0}$ .

It can now be easily shown that  $A_1 A_2 = B_1 B_2 \iff \frac{A_1 + B_1}{A_2 + B_2} = \frac{A_1}{B_2}$ , so

$$\begin{aligned} & \frac{2[\omega_{02} - (k_0 + \sigma_2)](k_S + \omega_S) + (k_S^2 - \omega_S^2) + \sqrt{Q^0}}{2[\omega_{02} - (k_0 + \sigma_2)](k_S + \omega_S) - (k_S^2 - \omega_S^2) - \sqrt{Q^0}} = \\ & = \frac{-(\omega_S^2 - k_S^2) + 2\omega_{02}\omega_S - 2(k_0 + \sigma_2)k_S}{2\omega_{02}k_S - 2(k_0 + \sigma_2)\omega_S - \sqrt{Q^0}} \end{aligned} \quad (\text{B.13})$$

The second fraction may be written as  $\frac{A_1 + B_2}{A_2 + B_1} = \frac{B_2}{A_2}$ , so the product of the first two fractions becomes

$$\frac{A_1}{B_2} \frac{B_2}{A_2} \equiv -\frac{D_2^+}{D_2^-} \quad (\text{B.14})$$

where  $D_2^\pm = \omega_S^2 - k_S^2 \pm 2[(k_0 + \sigma_2)k_S - \omega_{02}\omega_S]$ .

Proceeding similarly with the second group of two fractions, the total contribution to the dispersion relation is

$$I_2^+ - I_2^- = \frac{k_S^2}{k_S^2 - \omega_S^2} \log \left( \frac{D_1^- D_2^+}{D_1^+ D_2^-} \right), \quad (\text{B.15})$$

$$D_i^\pm \equiv \omega_S^2 - k_S^2 \pm 2[(k_0 + (-1)^i \sigma_i)k_S - \omega_{0i}\omega_S]. \quad (\text{B.16})$$

Finally, the first contribution is the sum of two terms of the form

$$\mp \frac{2\omega_S k_S}{\sqrt{Q^0}} \left\{ \operatorname{arctanh} \left[ \frac{\pm(k_S^2 - \omega_S^2) + 2(k_S + \omega_S)[\omega_{02} - (k_0 + \sigma_2)]}{\sqrt{Q^0}} \right] - \operatorname{arctanh} \left[ \frac{\pm(k_S^2 - \omega_S^2) + 2(k_S + \omega_S)[\omega_{01} - (k_0 - \sigma_1)]}{\sqrt{Q^0}} \right] \right\} \quad (\text{B.17})$$

We make use of the property  $\operatorname{arctanh}(x) - \operatorname{arctanh}(y) = \operatorname{arctanh}[(x - y)/(1 - xy)]$  and write  $\bar{\sigma} = (\sigma_1 + \sigma_2)/2$ , so the contribution becomes

$$I_3^+ - I_3^- = \frac{2\omega_S k_S}{\sqrt{Q_0}} (\operatorname{arctanh} b^+ + \operatorname{arctanh} b^-), \quad (\text{B.18})$$

$$b^\pm = \frac{2k_S^2(\omega_S + k_S)\sqrt{Q_0}(2\bar{\sigma} + \omega_{01} - \omega_{02})}{Q^0 k_S^2 - Q^\pm(\omega_S + k_S)^2}, \quad (\text{B.19})$$

$$Q^\pm = \prod_{i=1}^2 [D_i^\pm + (k_S - \omega_S)(\omega_S \mp 2\omega_{0i})]. \quad (\text{B.20})$$

Collecting all the terms, we get the final dispersion relation for the water-bag zero-order photon distribution

$$1 = \frac{a_0^2 \omega_{pi}^2}{8\bar{\sigma}} \frac{k_S}{\omega_S^2 - c_S^2 k_S^2} \left[ \frac{k_S^2}{k_S^2 - \omega_S^2} \log \left( \frac{D_1^- D_2^+}{D_1^+ D_2^-} \right) + \frac{2\omega_S k_S}{\sqrt{Q_0}} (\operatorname{arctanh} b^+ + \operatorname{arctanh} b^-) \right], \quad (\text{B.21})$$

with  $\omega_{0i} = \sqrt{[k_0 + (-1)^i \sigma_i]^2 + 1}$ ,  $Q_0 = (k_S^2 - \omega_S^2)(k_S^2 - \omega_S^2 + 4)$ , and  $D_i^\pm$ ,  $Q^\pm$  and  $b^\pm$  as given above.

### Appendix C. Derivation of the growth rate in the strong coupling limit

For small values of  $a_0$ , i.e.  $a_0^2 \ll 2c_S k_S \omega_0 c_S^2 / \omega_{pi}^2$ , the instability growth does not influence the magnitude of  $\omega_S$  much, and we can write  $\omega_S = c_S k_S + i\Gamma$  with  $|\Gamma| \ll c_S k_S$ . However, for  $a_0^2 > 2c_S k_S \omega_0 c_S^2 / \omega_{pi}^2$ , the instability growth strongly modifies the dispersion of the ion-acoustic wave, and the magnitude of  $\omega_S$  [2–4]. For this case, we write  $\omega_S = \alpha + i\beta$  for real  $\alpha$  and  $\beta$  with both  $|\alpha|, |\beta| \gg c_S k_S$ .

We work in the underdense limit as in the weak coupling case, so that the range of unstable wave numbers still holds and we use  $k_S \approx 2(k_0 + \sigma_2)$  as the wave number for

maximum growth, which means that  $k_S$  is still of the order of  $k_0$ . We also neglect  $|\omega_S|$  when compared to  $k_0$ , which establishes the scale  $k_S c_S \ll |\omega_S| \ll k_S \approx k_0$ , consistent with  $c_S \ll 1$ . This means that we are not neglecting the magnitude of the imaginary part of  $\omega_S$  when compared to its real part.

Applying the expansion  $\omega_S = \alpha + i\beta$  to the dispersion relation (10), we get

$$1 = \frac{a_0^2 \omega_{pi}^2}{4(\sigma_1 + \sigma_2)} \frac{k_S}{\alpha^2 - \beta^2 + i2\alpha\beta} \times \times \ln \left\{ \frac{(2k_0 - \sigma_1 + \sigma_2) [\alpha^2 + \beta^2 + 2\alpha(\sigma_1 + \sigma_2) + i2\beta(\sigma_1 + \sigma_2)]}{2(k_0 + \sigma_2) [(\alpha + 2(\sigma_1 + \sigma_2))^2 + \beta^2]} \right\} \quad (\text{C.1})$$

We need both the real and imaginary parts of this equation, from which we obtain the following system of equations

$$2\alpha\beta = \frac{a_0^2 \omega_{pi}^2}{4(\sigma_1 + \sigma_2)} k_S \arctan \left[ \frac{2\beta(\sigma_1 + \sigma_2)}{\alpha^2 + \beta^2 + 2\alpha(\sigma_1 + \sigma_2)} \right] \quad (\text{C.2})$$

$$\alpha^2 - \beta^2 = \frac{a_0^2 \omega_{pi}^2}{4(\sigma_1 + \sigma_2)} k_S \times \times \ln \left\{ \frac{(2k_0 - \sigma_1 + \sigma_2) [(\alpha^2 + \beta^2 + 2\alpha(\sigma_1 + \sigma_2))^2 + (2\beta(\sigma_1 + \sigma_2))^2]^{1/2}}{2(k_0 + \sigma_2) [(\alpha + 2(\sigma_1 + \sigma_2))^2 + \beta^2]} \right\} \quad (\text{C.3})$$

These equations can be numerically solved for  $\alpha$  and  $\beta$  to obtain the maximum growth rate  $\Gamma = \text{Im}(\omega_S) = \beta$ . However, we focus on the plane wave limit and analytically derive the maximum growth rate of SBBS, for which we have a classical result [2–4].

The equation for the imaginary part becomes

$$\alpha(\alpha^2 + \beta^2) = \frac{a_0^2 \omega_{pi}^2}{2} k_0 \quad (\text{C.4})$$

where we have used  $\arctan x \sim x$  when  $x \rightarrow 0$ .

The equation for the real part is more complicated and we work under the conditions  $\sigma_1 = 0$  and  $\sigma_2 \rightarrow 0$ . Neglecting terms of  $\mathcal{O}(\sigma_2^2)$  in the arguments of the logarithms, the following approximation for the equation is valid

$$\beta^2 - \alpha^2 \approx \frac{a_0^2 \omega_{pi}^2}{4} \frac{4k_0\alpha + \alpha^2 + \beta^2}{\alpha^2 + \beta^2} \quad (\text{C.5})$$

where we have used the expansion  $\ln(1+x) \sim x$  for  $x \rightarrow 0$ .

Plugging the result for the imaginary part into this last equation, we obtain

$$\beta = \sqrt{3}\alpha \quad (\text{C.6})$$

Using the equation for the imaginary part again, we get

$$\alpha = \frac{1}{2} \left( \frac{k_S a_0^2 \omega_{pi}^2}{2} \right)^{1/3}. \quad (\text{C.7})$$

$\omega_S$  can finally be written as

$$\omega_S = \left( \frac{k_S a_0^2 \omega_{pi}^2}{2} \right)^{1/3} \left( \frac{1}{2} + \frac{\sqrt{3}}{2} i \right) \quad (\text{C.8})$$

## References

- [1] J. A. Armstrong, N. Bloembergen, J. Ducuing, and P. S. Pershan, *Interactions between light waves in a nonlinear dielectric*, Phys. Rev. **127**, 1918 (1962).
- [2] J. F. Drake, P. K. Kaw, Y. C. Lee, and G. Schmid, C. S. Liu and Marshall N. Rosenbluth, Physics of Fluids **17**, 778 (1974).
- [3] D. W. Forslund, J. M. Kindel, and E. L. Lindman, *Theory of stimulated scattering processes in laser-irradiated plasmas*, Physics of Fluids **18**, 1002 (1975).
- [4] William L. Kruer, *The Physics of Laser Plasma Interactions* (Addison-Wesley, 1988).
- [5] C. Thompson, R. D. Blandford, C.R. Evans and E.S. Phinney, *Physical Processes in Eclipsing Pulsars: Eclipse Mechanisms and Diagnostics*, The Astrophysical Journal **422**, 304 (1994).
- [6] T. M. Antonsen and P. Mora, *Self-focusing and Raman scattering of laser pulses in tenuous plasmas*, Physics of Fluids B **5**, 1440 (1993)
- [7] P. Mora and T. M. Antonsen, *Kinetic modeling of intense, short laser pulses propagating in tenuous plasmas*, Physics of Plasmas **4**, 217 (1997).
- [8] B. Hall, M. Lisak, D. Anderson, R. Fedele, and V. E. Semenov, *Statistical theory for incoherent light propagation in nonlinear media*, Physical Review E **65**, 035602(R) (2002).
- [9] D. Anderson, L. Helczynski-Wolf, M. Lisak, and V. E. Semenov, *Features of modulational instability of partially coherent light: Importance of the incoherence spectrum*, Physical Review E **69**, 025601 (2004).
- [10] D. Anderson, L. Helczynski-Wolf, M. Lisak and V. E. Semenov, *Transverse modulational instability of partially incoherent soliton stripes*, Physical Review E **70**, 026603 (2004).
- [11] R. Bingham, J. T. Mendonça, and J. M. Dawson, *Photon Landau Damping*, Phys. Rev. Lett. **78**, 247 (1997).
- [12] J. T. Mendonça and L. Oliveira e Silva, *Regular and stochastic acceleration of photons*, Phys. Rev. E **49**, 3520 (1994).
- [13] J. T. Mendonça, *Theory of Photon Acceleration* (Institute of Physics Publishing, Bristol and Philadelphia, 2001).
- [14] J. T. Mendonça, R. Bingham, and P. K. Shukla, *Resonant quasiparticles in plasma turbulence*, Phys. Rev. E **68**, 016406 (2003).
- [15] C. D. Murphy, R. Trines *et al.*, *Evidence of photon acceleration by laser wake fields*, Physics of Plasmas **13**, 033108 (2006).
- [16] R. Trines, C. D. Murphy *et al.*, *Photon acceleration and modulational instability during wakefield excitation using long laser pulses*, Plasma Phys. Control. Fusion **51**, 024008 (2009).
- [17] Yablonovitch, E., *Self-phase modulation of light in a laser-breakdown plasma*, Phys. Rev. Lett. **32**, 1101 (1974).
- [18] Wilks, S. C., Dawson, J. M., Mori, W. B., Katsouleas, T. and Jones, M. E., *Photon accelerator*, Phys. Rev. Lett. **62**, 2600 (1989).
- [19] A. I. Smolyakov, P. H. Diamond, and M. Malkov, *Coherent Structure Phenomena in Drift Wave-Zonal Flow Turbulence*, Phys. Rev. Lett. **84**, 491 (2000).
- [20] A. I. Smolyakov, P. H. Diamond and V. I. Shevchenko, *Zonal flow generation by parametric instability in magnetized plasmas and geostrophic fluids*, Physics of Plasmas **7**, 1349 (2000).
- [21] R. Trines, R. Bingham, L. O. Silva, J. T. Mendonça, P. K. Shukla, and W. B. Mori, *Quasiparticle Approach to the Modulational Instability of Drift Waves Coupling to Zonal Flows*, Phys. Rev. Lett. **94**, 165002 (2005).
- [22] R. Trines, R. Bingham, M. W. Dunlop, A. Vaivads, J. A. Davies, J. T. Mendonça, L. O. Silva, and P. K. Shukla, *Spontaneous Generation of Self-Organized Solitary Wave Structures at Earth's Magnetopause*, Phys. Rev. Lett. **99**, 205006 (2007).
- [23] D. E. Ruiz, J. B. Parker, E. L. Shi, and I. Y. Dodin, *Zonal flow dynamics from a phase-space perspective*, Physics of Plasmas **23**, 122304 (2016).
- [24] Hongxuan Zhu, Yao Zhou, D. E. Ruiz, and I. Y. Dodin, *Wave kinetics of drift-wave turbulence*

- and zonal flows beyond the ray approximation, *Phys. Rev. E* **97**, 053210 (2018).
- [25] D. E. Ruiz, M. E. Glinsky and I. Y. Dodin, *Wave kinetic equation for inhomogeneous drift-wave turbulence beyond the quasilinear approximation*, *Journal of Plasma Physics* **85**, 905850101 (2019).
- [26] Hongxuan Zhu and I. Y. Dodin, *Wave-kinetic approach to zonal-flow dynamics: recent advances*, *Physics of Plasmas* **28**, 032303 (2021).
- [27] P. K. Shukla, M. Marklund and L. Stenflo, *Modulational instability of nonlinearly interacting incoherent sea states*, *JETP Letters* **84**, 645 (2007).
- [28] Steven Weinberg, *Eikonal Method in Magnetohydrodynamics*, *Phys. Rev.* **126**, 1899 (1962).
- [29] Mattias Marklund, Padma K Shukla, Lennart Stenflo and Joakim Lundin, *Nonlinear propagation of partially coherent dispersive Alfvén waves*, *Physica Scripta*, **74**, 373 (2006).
- [30] M. Marklund and P.K. Shukla, *Dynamics of broadband dispersive Alfvén waves*, *Physics Letters A* **353**, 500 (2006).
- [31] Mattias Marklund, Padma K. Shukla, Lennart Stenflo, Gerold Betschart, Dan Anderson and Mietek Lisak, *A Kinetic Description of Neutrino-Antineutrino Interactions*, *Physica Scripta*. **T107**, 36 (2004).
- [32] L. O. Silva, R. Bingham, J. M. Dawson, J. T. Mendonça and P. K. Shukla, *Collective neutrino-plasma interactions*, *Physics of Plasmas* **7**, 2166 (2000).
- [33] P. K. Shukla, L. O. Silva, H. Bethe, R. Bingham, J. M. Dawson, L. Stenflo, J. T. Mendonça and S Dalhed, *The physics of collective neutrino-plasma interactions*, *Plasma Physics and Controlled Fusion* **41**, A699 (1999).
- [34] R. Bingham, V. Tsytovich, U. de Angelis, D. E. Evans and C. N. Lashmore-Davies, *Electromagnetic Wave Scattering in Turbulent Plasmas*, published in *Proceedings of the 10th European School on Plasma Physics, Tbilisi, September 2-15, 1990*, Editor N. L. Tsintsadze (World Scientific, Singapore, New Jersey, London, Hong Kong, 1991), pp. 371-385.
- [35] J. E. Santos, L. O. Silva, and R. Bingham, *White-Light Parametric Instabilities in Plasmas*, *Physical Review Letters* **98**, 235001 (2007).
- [36] E. J. Valeo and C. R. Oberman, *Model of Parametric Excitation by an Imperfect Pump*, *Physical Review Letters* **30**, 1035 (1973).
- [37] J. J. Thomson, W. L. Kruer, S. E. Bodner, and J. S. DeGroot, *Parametric instability thresholds and their control*, *Physics of Fluids* **17**, 849 (1974).
- [38] J. J. Thomson and Jack I. Karush, *Effects of finite-bandwidth driver on the parametric instability*, *Physics of Fluids* **17**, 1608 (1974).
- [39] G. Laval, R. Pellat, and D. Pesme, *Absolute Parametric Excitation by an Imperfect Pump or by Turbulence in an Inhomogeneous Plasma*, *Physical Review Letters* **36**, 192 (1976).
- [40] G. Laval, R. Pellat, D. Pesme, A. Ramani, Marshall N. Rosenbluth, and E. A. Williams, *Parametric instabilities in the presence of space-time random fluctuations*, *Physics of Fluids* **20**, 2049 (1977).
- [41] V. T. Tikhonchuk, P. N. Lebedev, Ph. Mounaix and D. Pesme, *Stimulated Brillouin scattering reflectivity in the case of a spatially smoothed laser beam interacting with an inhomogeneous plasma*, *Phys. Plasmas* **4**, 2658 (1997).
- [42] D. Pesme, S. Hüller, J. Myatt, C. Riconda, A. Maximov, V. T. Tikhonchuk, C. Lobaune, J. Fuchs, S. Depierreux and H. A. Baldis, *Laser-plasma interaction studies in the context of megajoule lasers for inertial fusion*, *Plasma Phys. Control. Fusion* **44**, B53 (2002).
- [43] D. Pesme, R. L. Berger, E. A. Williams, A. Bourdier, A. Bortuzzo-Lesne, *A Statistical Description of Parametric Instabilities with an Incoherent Pump*, arXiv:0710.2195 (2007).
- [44] M. Grech, G. Riazuelo, D. Pesme, S. Weber, and V. T. Tikhonchuk, *Coherent Forward Stimulated Brillouin Scattering of a Spatially Incoherent Laser Beam in a Plasma and Its Effect on Beam Spray*, *Phys. Rev. Lett.* **102**, 155001 (2009).
- [45] J. J. Thomson, *Stimulated Raman scatter in laser fusion target chambers*, *Physics of Fluids* **21**, 2082 (1978).
- [46] R. H. Lehmberg and S. P. Obenschain, *Use of induced spatial incoherence for uniform illumination*

- of laser fusion targets, *Opt. Comm.* **46**, 27 (1983).
- [47] S. P. Obenschain, J. Grun, M. J. Herbst, K. J. Kearney, C. K. Manka, E. A. McLean, A. N. Mostovych, J. A. Stamper, R. R. Whitlock, S. E. Bodner, J. H. Gardner and R. H. Lehmborg, *Laser-target interaction with induced spatial incoherence*, *Phys. Rev. Lett.* **56**, 2807 (1986).
- [48] J. Grun, M. H. Emery, C. K. Manka, T. N. Lee, E. A. Mclean, A. Mostovych, J. Stamper, S. Bodner, S. P. Obenschain and B. H. Ripin, *Rayleigh-Taylor instability growth rates in targets accelerated with a laser beam smoothed by induced spatial incoherence*, *Phys. Rev. Lett.* **58**, 2672 (1987).
- [49] A. N. Mostovych, S. P. Obenschain, J. H. Gardner, J. Grun, K. J. Kearney, C. K. Manka, E. A. McLean and C. J. Pawley, *Brillouin scattering measurements from plasmas irradiated with spatially and temporally incoherent laser light*, *Phys. Rev. Lett.* **59**, 1193 (1987).
- [50] S. P. Obenschain, C. J. Pawley, A. N. Mostovych, J. A. Stamper, J. H. Gardner, A. J. Schmitt and S. E. Bodner, *Reduction of Raman Scattering in a Plasma to Convective Levels Using Induced Spatial Incoherence*, *Phys. Rev. Lett.* **62**, 768 (1989).
- [51] T. A. Peyser, C. K. Manka, S. P. Obenschain and K. J. Kearney *Reduction of  $3\omega_0/2$  emission from laser-produced plasmas with broad bandwidth, induced spatial incoherence at  $0.53 \mu\text{m}$* , *Physics of Fluids B: Plasma Physics* **3**, 1479 (1991).
- [52] R. K. Follett, J. G. Shaw, J. F. Myatt, J. P. Palaastro, R. W. Short, and D. H. Froula, *Suppressing Two-Plasmon Decay with Laser Frequency Detuning*, *Phys. Rev. Lett.* **120**, 135005 (2018).
- [53] H. Wen, R. K. Follett, A. V. Maximov, D. H. Froula, F. S. Tsung, and J. P Palaastro, *Kinetic inflation of convective Raman scattering driven by a broadband frequency-modulated laser pulse*, *Physics of Plasmas*, accepted for publication (2021).
- [54] A. M. Hansen, D. Turnbull, J. Katz and D. H. Froula, *Mitigation of self-focusing in Thomson scattering experiments*, *Physics of Plasmas* **26**, 103110 (2019).
- [55] Yao Zhao, Charles F. Wu, Suming Weng, Zhengming Sheng and Jianqiang Zhu, *Mitigation of multibeam stimulated Raman scattering with polychromatic light*, *Plasma Phys. Control. Fusion* **63**, 055006 (2021).
- [56] C. Dorrer, E. M. Hill, AND J. D. Zuegel, *High-energy parametric amplification of spectrally incoherent broadband pulses*, *Optics Express* **28**, 451 (2020).
- [57] J. W. Bates, J. F. Myatt, J. G. Shaw, R. K. Follett, J. L. Weaver, R. H. Lehmborg, and S. P. Obenschain, *Mitigation of cross-beam energy transfer in inertial-confinement-fusion plasmas with enhanced laser bandwidth*, *Phys. Rev. E* **97**, 061202(R) (2018).
- [58] R. Bingham, L. O. Silva, R. M. G. M. Trines, J. T. Mendonça, P. K. Shukla, W. B. Mori and R. A. Cairns *Wave kinetic treatment of forward four-wave stimulated scattering instabilities*, *Journal of Plasma Physics* **71**, 899 (2005).
- [59] J. P. Santos and L. O. Silva, *Wigner-Moyal description of free variable mass Klein-Gordon fields*, *Journal of Mathematical Physics* **46**, 102901 (2005).
- [60] L. O. Silva, R. Bingham, J. M. Dawson, and W. B. Mori, *Ponderomotive force of quasiparticles in a plasma*, *Phys. Rev. E* **59**, 2273 (1999).
- [61] M. J. Bastiaans, *Wigner Distribution function and its application to first order optics*, *Journal of the Optical Society of America* **69**, 12 (1979).
- [62] M. J. Bastiaans, *The Wigner distribution function of partially coherent light*, *Optica Acta* **28**, 9 1215 (1981)
- [63] M. J. Bastiaans, *Application of the Wigner distribution function to partially coherent light*, *Journal of the Optical Society of America* **3**, 8 (1986).
- [64] T. A. C. M. Claasen and W. F. G. Mecklenbrauker, *The Wigner distribution - A tool for time-frequency signal analysis. Part III: Relations with other time-frequency signal transformations*, *Philips Journal of Research* **35**, 372-389 (1980).
- [65] G. Lehmann, F. Schluck, and K. H. Spatschek, *Regions for Brillouin seed pulse growth in relativistic laser-plasma interaction*, *Physics of Plasmas* **19**, 093120 (2012).
- [66] Pavel M. Lushnikov and Harvey A. Rose, *Instability Versus Equilibrium Propagation of a Laser*

- Beam in Plasma*, Physical Review Letters **92**, 255003 (2004).
- [67] Alexander O. Korotkevich, Pavel M. Lushnikov, and Harvey A. Rose, *Beyond the random phase approximation: Stimulated Brillouin backscatter for finite laser coherence times*, Phys. Plasmas **22**, 012107 (2015).
- [68] C. D. Decker, W. B. Mori, K.-C. Tzeng, and T. Katsouleas, *The evolution of ultra-intense, short-pulse lasers in underdense plasmas*, Physics of Plasmas **3**, 2047 (1996).
- [69] P. K. Kaw, G. Schmidt, and T. Wilcox, *Filamentation and trapping of electromagnetic radiation in plasmas*, Physics of Fluids **16**, 1522 (1973).
- [70] A. J. Schmitt, *The effects of optical smoothing techniques on filamentation in laser plasmas*, Physics of Fluids **31**, 3079 (1988).
- [71] B. Brandão, *White Light Parametric Instabilities in Plasmas*, MSc Thesis, IST (Portugal), 2008.
- [72] D. H. Froula, L. Divol, R. L. Berger, R. A. London, N. B. Meezan, D. J. Strozzi, P. Neumayer, J. S. Ross, S. Stagnitto, L. J. Suter, and S. H. Glenzer, *Direct Measurement of an Increased Threshold for Stimulated Brillouin Scattering with Polarization Smoothing in Ignition Hohlraum Plasmas*, Physical Review Letters **101**, 115002 (2008).
- [73] M. Duluc, D. Penninckx, P. Loiseau, G. Riazuelo, A. Bourgeade, A. Chatagnier, and E. d'Humières, *Comparison of longitudinal and transverse smoothing by spectral dispersion on stimulated Brillouin backscattering in inertial confinement fusion plasmas*, Phys. Plasmas **26**, 042707 (2019).
- [74] M. Duluc, D. Penninckx, P. Loiseau, G. Riazuelo, and E. d'Humières, *Optical Smoothing with Reduced FM-to-AM Conversion in High-Power Lasers Using Spectral Distribution*, Phys. Rev. Applied **12**, 054055 (2019).
- [75] David Eimerl, E. Michael Campbell, William F. Krupke, Jason Zweiback, W. L. Kruer, John Marozas, J. Zuegel, J. Myatt, J. Kelly, D. Froula and R. L. McCrory, *StarDriver: A Flexible Laser Driver for Inertial Confinement Fusion and High Energy Density Physics*, Journal of Fusion Energy **33**, 476 (2014).