

Signatures of a Quantum Griffiths Phase close to an Electronic Nematic Quantum Phase Transition

Pascal Reiss,^{1,*} David Graf,² Amir A. Haghighirad,^{1,3} Thomas Vojta,⁴ and Amalia I. Coldea^{1,†}

¹Clarendon Laboratory, Department of Physics, University of Oxford, Oxford, UK

²National High Magnetic Field Laboratory, Florida State University, Tallahassee, FL, USA

³Institute for Quantum Materials and Technologies,

Karlsruhe Institute of Technology, Karlsruhe, Germany

⁴Department of Physics, Missouri University of Science and Technology, Rolla, MO, USA

(Dated: February 12, 2022)

In the vicinity of a quantum critical point, quenched disorder can lead to a quantum Griffiths phase, accompanied by an exotic power-law scaling with a continuously varying dynamical exponent that diverges in the zero-temperature limit. Here, we investigate a nematic quantum critical point in the iron-based superconductor $\text{FeSe}_{0.89}\text{S}_{0.11}$ using applied hydrostatic pressure. We report an unusual crossing of the magnetoresistivity isotherms in the non-superconducting normal state which features a continuously varying dynamical exponent over a large temperature range. We interpret our results in terms of a quantum Griffiths phase caused by nematic islands that result from the local distribution of Se and S atoms. At low temperatures, the Griffiths phase is masked by the emergence of a Fermi liquid phase due to a strong nematoelastic coupling and a Lifshitz transition that changes the topology of the Fermi surface.

Introduction A central characteristic of finite- and zero-temperature phase transitions is how the spatial and temporal correlation lengths evolve as the transition is approached. For clean and continuous phase transitions, scaling theory predicts power-law divergences of both correlation lengths as a function of control parameter, with the critical exponents reflecting the universality class. Moreover, the spatial and temporal correlation lengths are closely related by the dynamics of the system [1–4]. In the presence of quenched disorder, this relation may be lost. Quenched disorder is perfectly correlated in time, but can harbor a spatially varying order parameter. In this situation, a smeared phase transition can occur, where ordered islands form within a disordered bulk [5, 6]. Moreover, when order parameter fluctuations within the islands are non-negligible, a Griffiths phase can emerge which leads to continuously varying critical exponents as a function of temperature and control parameter, fundamentally different to clean systems [7–13].

Experimentally, quantum Griffiths phases have been identified in ferromagnetic nickel vanadium alloys [14, 15] as well as a range of superconducting thin films [16–23]. In the latter systems, sharp crossings of the magnetoresistivity isotherms emerged as a distinctive experimental signature. A scaling analysis revealed a temperature-dependent critical exponent $z\nu$ that diverges in the low-temperature limit. This is the hallmark of a quantum Griffiths phase (ν is the critical correlation length exponent, and z the dynamical exponent) [8–13].

In this Letter, we report the magnetoresistivity of the quasi-2D bulk superconductor $\text{FeSe}_{0.89}\text{S}_{0.11}$ when tuned to the vicinity of its nematic quantum critical point (QCP) using a hydrostatic pressure of 4.7 kbar (Fig. 1(a)) [24]. Here, the magnetoresistivity isotherms show a remarkably sharp crossing at about 30 T over nearly two

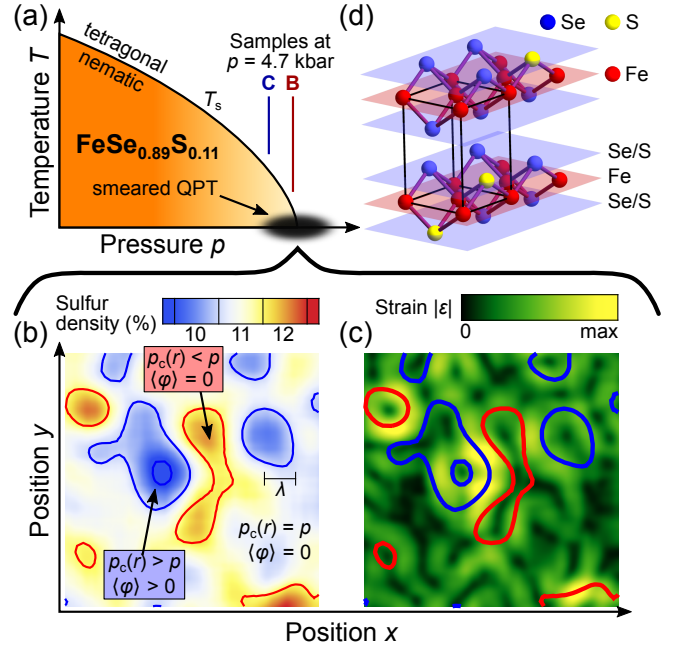


FIG. 1. (a) Pressure-temperature phase diagram and (d) crystal structure of $\text{FeSe}_{0.89}\text{S}_{0.11}$. The relative position of samples B and C under a pressure of $p = 4.7$ kbar are indicated by vertical lines. (b,c) The spatial distribution of small S atoms induces locally varying critical pressures $p_c(r)$ and random local strains. Close to the nematic quantum phase transition (QPT), this leads to the formation of nematic islands. The scale shows the experimental mean free path length λ [24].

decades in temperature up to 30 K. Scaling of the magnetoresistivity yields a critical exponent $z\nu$ that diverges at low temperatures, in agreement with the quantum Griffiths scenario. We argue that the Griffiths phase is induced by the local distribution of isoelectronic Se and S

atoms that promote the formation of nematic islands in the vicinity of the nematic QCP, as shown in Fig. 1(b) and (c). Below a crossover temperature $T \approx 10$ K, the quantum Griffiths phase and the associated QCP appear to be masked by an emergent non-zero energy scale which coincides with the re-entrance of Fermi liquid behavior attributed to a strong nematoelastic coupling, as well as a topological Lifshitz transition of the Fermi surface.

Methods Single crystal of $\text{FeSe}_{1-x}\text{S}_x$ with $x = 0.11$ sulfur substitution were grown using the KCl/AlCl_3 chemical vapour transport method as described elsewhere [25]. High-pressure, high-field measurements for samples B and C were carried out in the 45 T hybrid DC facility in Tallahassee. We used Daphne Oil 7575 as pressure medium which ensures hydrostatic conditions for much higher pressures than reported here, and we used the Ruby fluorescence shifts below 4 K to determine the pressure. Low-field measurements up to 13.5 T were carried out on sample A in a QuantumDesign PPMS in Oxford. Here, Daphne Oil 7373 was used, and the pressure was determined by the superconducting transition of tin. Samples were aligned with the magnetic field parallel to the crystallographic c axis to avoid breaking an in-plane symmetry. Transport measurements were performed using a standard 4 or 5 contact setup, using the AC LockIn technique with a low frequency $f \approx 20$ Hz, and a low excitation current $I_p = 1$ mA within the (ab) plane.

Results Figure 2(a) and (b) show the temperature dependence of the magnetoresistivity of two different single crystals B and C of $\text{FeSe}_{0.89}\text{S}_{0.11}$ under a hydrostatic pressure of $p = 4.7$ kbar, which is in the immediate vicinity of their nematic QCPs ($p_c = 4.8$ kbar for sample B and 5.5 kbar for sample C, respectively as shown in Fig. 1(a) and in the Supplemental Material (SM) [24, 26, 27]). All magnetoresistivity isotherms cross around a similar magnetic field, $\mu_0 H^* \approx 28.6$ T for sample B and 28.0 T for sample C, with similar resistivities $\rho^* \approx 32 \mu\Omega \text{ cm}$ and $34 \mu\Omega \text{ cm}$, respectively. This crossing occurs over nearly two decades in temperature $0.3 \text{ K} \lesssim T \lesssim 30 \text{ K}$ and its significance becomes evident in the resistivity plots as a function of temperature in constant field, shown in Fig. 2(c). For $H < H^*$, the resistivity follows a metallic-like behavior with $\partial\rho/\partial T > 0$ before the sample becomes superconducting below $T_c^{\text{on}} \approx 10$ K (Fig. 2(d)). Equivalently, the onset magnetic field, H_{c2}^{on} , between the superconducting and normal phases can be identified in magnetic fields smaller than H^* in Fig. 2(e) whose zero-temperature extrapolation coincides with H^* (Fig. 2(f)). Thus, the magnetoresistivity crossing occurs strictly within the non-superconducting normal phase for all finite temperatures ($H^* > H_{c2}^{\text{on}}(T)$), implying that this behavior describes the normal phase in the vicinity of the nematic QCP.

In high magnetic fields above H^* , the resistivity shows insulating-like behavior ($\partial\rho/\partial T < 0$), before it saturates below $T \approx 2$ K (Fig. 2(c)), similar to previous reports

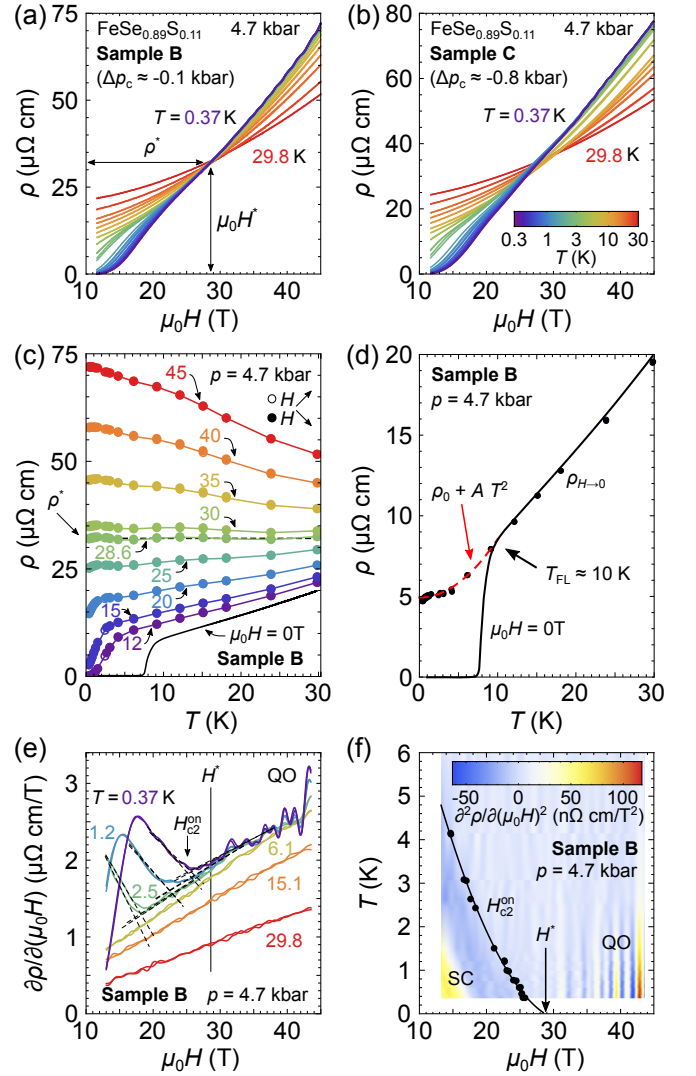


FIG. 2. (a,b) The isothermal magnetoresistivity of samples B and C at a pressure of $p = 4.7$ kbar cross at $\mu_0 H^* \approx 28$ T, $\rho^* \approx 33 \mu\Omega \text{ cm}$. Up and down sweeps show no hysteresis. The pressure difference in brackets represents the distance to the critical pressure (see Fig. 1(a) and in the SM [26]). (c) The same data as in panel (a), but as a function of temperature in fixed field. (d) The actual and extrapolated zero-field resistivities, $\rho(T)$ (solid line) and $\rho_{H \rightarrow 0}$ (points, see the SM [26]). Error bars are smaller than the symbol size. The red dashed line is a fit to Fermi liquid behavior ($\rho_0 \approx 4.9 \mu\Omega \text{ cm}$, $A \approx 0.036 \mu\Omega \text{ cm/K}^2$). (e) The first derivative reveals the onset of superconductivity, indicated by arrows. Large quantum oscillations (QO) can be seen for $H > H^*$. (f) The extrapolation of the superconducting (SC) onset coincides with H^* only at $T = 0$. All reported data are measured at $p = 4.7$ kbar.

[28]. Despite this insulating-like behavior, the large magnetoresistivity is a feature of the metallic, compensated multi-band system $\text{FeSe}_{1-x}\text{S}_x$ [28–30]. Quantum oscillations are visible for temperatures below ≈ 5 K (Fig. 2(e)), demonstrating the existence of a Fermi surface and highlighting the high quality of the samples [24, 31]. A two-

band analysis of the magnetoresistivity allows us to extrapolate the zero-field resistivity from high magnetic fields [26], which indicate Fermi liquid behavior below a crossover temperature $T_{\text{FL}} \approx 10$ K, shown in Fig. 2(d) [24, 28]. The orbitally averaged effective masses from quantum oscillations show non-divergent electronic correlations in the vicinity of the nematic QCP, as discussed in detail in Ref. 24, likely due to a coupling between the nematic order parameter and the lattice [32–35].

Next, we use a prototypical power-law scaling ansatz to describe the magnetoresistivity of $\text{FeSe}_{0.89}\text{S}_{0.11}$, previously applied in thin-film materials, including dirty films of FeSe [16–23]. In d dimensions, the scaling is given by

$$\rho(H, T)/\rho^* = T^{(2-d)/z} f(\mu_0|H - H^*|/T^{1/z\nu}) \quad (1)$$

with $f(0) = 1$ and the critical exponent $z\nu$ [36]. Clearly, a crossing of the magnetoresistivity isotherms at a finite ρ^* is only possible for a two-dimensional system. Indeed, $\text{FeSe}_{1-x}\text{S}_x$ have strongly two-dimensional electronic and superconducting properties [24, 30, 37–40].

For a clean QCP, $z\nu$ is a constant given by the appropriate universality class, and as described in the SM [26], this should lead to a straight line in Fig. 3(a). This is evidently not the case here where $z\nu$ varies as a function of temperature, shown in Fig. 3(b). Using this extracted $z\nu(T)$, all magnetoresistivity data collapse onto a single curve for both samples, reflecting the form of the scaling function f , shown in Fig. 3(c). Deviations for this scaling only occur for the superconducting transition at lowest fields and temperatures, and at the highest temperatures and fields. These deviations indicate the limits of the scaling relation, as shown in the SM [26].

This scaling analysis reveals an interesting and unexpected feature. While the zero-temperature divergence of the effective critical exponent $z\nu(T)$ is a key signature of quantum Griffiths phases, the observed power-law form $z\nu(T) \sim T^\alpha$ (with non-universal exponents $\alpha \approx -1.5$ for sample B and ≈ -1.0 for sample C) is much stronger than the logarithmic (‘activated’) dependence predicted within the infinite-randomness criticality scenario [13, 21, 26], as shown in Fig. 3(b). In fact, a power-law divergence of $z\nu(T)$ is incompatible with the notion of a normal QCP because the temperature term $T^{1/z\nu(T)}$ in Eq. 1 remains finite for $T \rightarrow 0$, which implies the persistence of a non-zero energy scale at lowest temperatures. Interestingly, we find that $z\nu$ deviates from the activated behavior dependence below $T \approx 5$ –10 K which coincides with a re-entrance of Fermi liquid behavior, Fig. 2(b). This suggests a suppression of Griffiths fluctuations and/or dimensional changes, e.g. topological changes of the Fermi surface [24, 30, 40, 41].

We now focus on the nature of the underlying phases separated by H^* . Figure 3(d) shows that for fields smaller than H^* , the resistivity within the superconducting mixed state follows a power-law form $\rho \propto T^{\alpha(H)}$ over

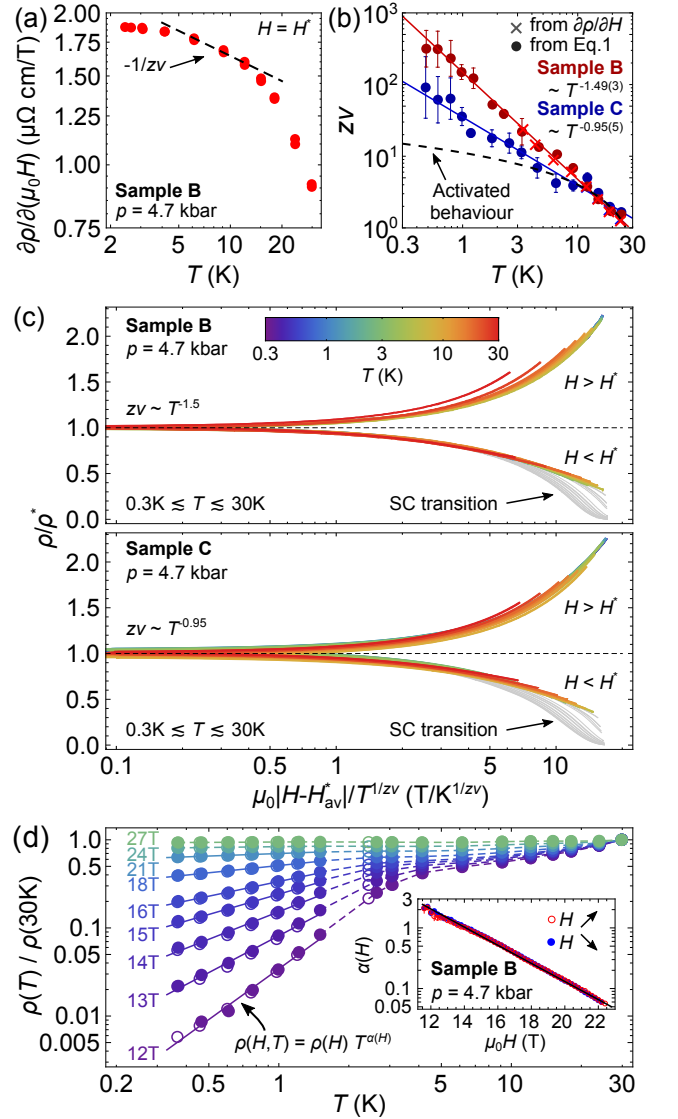


FIG. 3. (a) Log-log plot of the first derivative at the crossing field H^* (refer to Fig. 2(e)). Error bars are smaller than the symbol size. The slope of the dashed line corresponds to $1/z\nu(T)$. (b) Temperature dependence of $z\nu$ extracted from panel A (crosses), and from the piece-wise extraction shown in the SM (dots) [26]. Error bars indicate a 1σ confidence interval. (c) Scaled magnetotransport data using $z\nu \sim T^{-1.5}$ (sample B) and $z\nu \sim T^{-0.95}$ (sample C). The superconducting transitions (SC) deviate from this scaling form. (d) The low-field, low-temperature resistivity in the mixed state follows a power-law form. All reported data are measured at $p = 4.7$ kbar.

almost one decade in temperature. We attribute this power-law form to a disordered vortex-liquid phase that freezes into a vortex-glass in the zero-temperature limit, as found in underdoped cuprates [18]. Crossing over into the high-field regime above H^* where quantum oscillations are present, the resistivity reflects the behavior of a metallic phase with a partial charge-carrier localization,

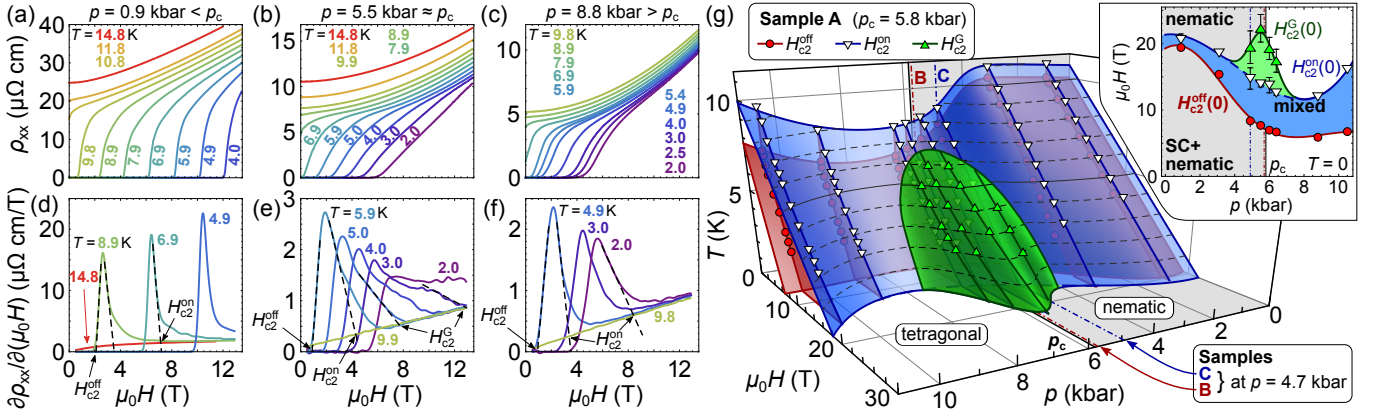


FIG. 4. Evolution of superconductivity for sample A. (a)-(c) Magnetoresistivity and (d)-(f) the corresponding first derivatives showing the development of the superconducting transition in magnetic fields for pressures across the nematic quantum phase transition. (g) Three-dimensional H - p - T superconducting phase diagram. The inset shows the extrapolated critical fields, H_{c2}^{off} , H_{c2}^{on} and H_{c2}^G , defined in panels (d)-(f), in the zero-temperature limit. The relative positions of samples B and C under a pressure of 4.7 kbar in the phase diagram is indicated by dashed and the dotted lines, respectively (see also Figs. 2 and 3). Error bars indicate a 1σ confidence interval.

as discussed in the SM [26].

To elucidate the origin and extend of the low-field disordered vortex phase, we investigate the pressure dependence of the superconducting to normal transitions in magnetic fields on sample A ($p_c \approx 5.8$ kbar [24]). Figure 4(a)-(f) shows the magnetoresistivity and its derivative up to 13.5 T inside the nematic phase (0.9 kbar), close to the nematic quantum phase transition (5.5 kbar) and within the tetragonal phase (8.8 kbar). In the nematic and tetragonal phases, the normal-to-superconducting transition widths are nearly temperature and field independent. In contrast, a visible broadening of the transition is found close to p_c , but only for high fields/low temperatures, thus coinciding with the vortex-liquid phase in sample B. To quantify this additional broadening, we extract the superconducting offset and onset critical fields, H_{c2}^{off} and H_{c2}^{on} , as shown in Fig. 4(d)-(f). Furthermore, we define a critical magnetic field H_{c2}^G , where the magnetoresistivity derivative has an additional shoulder before it returns to its high-temperature normal state background, which is observable only in the vicinity of p_c (Fig. 4(e)). Figure 4(g) summarizes all extracted critical fields and their zero-temperature extrapolations, see also the SM [26]. Interestingly, the zero-temperature superconducting transition width peaks at the nematic quantum phase transition, doubling the extent of the superconducting mixed state. The width of the $H_{c2}^G(0)$ peak in pressure is estimated to be $\sigma_p \approx 0.7(2)$ kbar, which agrees well with an estimate for the pressure range of the quantum Griffiths phase, as discussed below. Figure 4(g) also shows that the zero-field superconducting transition does not display any similar broadening. This demonstrates that the peak in H_{c2}^G is a low-temperature and high-field effect, ruling out effects of possible pressure inhomogeneities, as

discussed in the SM [26].

Discussion Quantum Griffiths phases were previously detected in inhomogeneous superconductor-to-insulator transitions in thin films, including FeSe [16–23]. Here, in bulk $\text{FeSe}_{0.89}\text{S}_{0.11}$, the situation is very different. The scaling relation only describes the normal state resistivity and holds for magnetic fields up to 45 T and temperatures up to 30 K, vastly exceeding the bulk superconducting phase. We therefore propose that the quantum Griffiths phase in $\text{FeSe}_{0.89}\text{S}_{0.11}$ emerges from the suppression of the nematic phase with pressure [24, 27, 42] and the formation of rare nematic islands in a tetragonal matrix due to the random distribution of sulfur atoms (Fig. 1), as suggested before (see the SM to Ref. 5). To demonstrate how this can lead to a quantum Griffiths phase, we sample a random distribution of 11 % S atoms over a square lattice, and average the effective sulfur density $x(r)$ over the experimental quasiparticle mean-free path length $\lambda \approx 350$ Å [24], as shown in Fig. 1(b) and (c). The intrinsic local variation $\Delta x(r) \approx 0.4\%$ (std. dev.) gives rise to regions with higher (lower) S content which have a locally lower (higher) critical pressure $p_c(r)$. This is the prototypical case of random-mass disorder that smears the quantum phase transition over a region $\Delta p_c(r)$. By comparing the reported nematic transition temperatures from pressure and isoelectronic substitution studies, we estimate $\Delta x(r) \propto \Delta p_c(r) \approx 0.4$ kbar [27, 28, 30, 43]. This estimate is similar to the observed pressure range of a broadened superconducting transition, $\sigma_p = 0.7(2)$ kbar. This suggests that the peak in $H_{c2}^G(0)$ occurs either due to enhanced superconducting fluctuations within the nematic islands, and/or superconducting nematic islands below the percolation threshold, which get suppressed at H^* . These effects could also provide a favorable environment for the observed inhomogeneous superconducting

vortex phase in the vicinity of the nematic QCP. Finally, we note that the spatial arrangement of the S atoms locally breaks the C_4 symmetry of the lattice and thus introduces random-field effects. In the two-dimensional regime, they may limit the size of the nematic domains, but for weak disorder, the corresponding breakup length is exponentially large [44].

It is rather surprising that in such a clean system signatures of a quantum Griffiths phase are detected in the vicinity of the electronic nematic quantum phase transition. It is clear that there are a further ingredients at play here as the nematoelastic coupling sets in and quenches the two-dimensional quantum critical nematic fluctuations, below a cross-over temperature $T_{\text{FL}} \approx 10$ K. As a result, Fermi liquid behavior with finite electronic correlations is restored [24, 30, 40, 41], and the quantum Griffiths phase is cut off, leading to the overly strong divergence of $z\nu$. Additionally, a band with likely 3D character is formed due to a Lifshitz transition of the Fermi surface in the proximity of the nematic QCP [24, 30] which may change the effective dimensionality of the system at low temperatures.

The observation of a quantum Griffiths phase in an iron-based superconductor has a number of important implications and provides new insights into the nature of nematic quantum phase transitions. Our study provides evidence that the quantum Griffiths phase significantly affects the mixed state of the superconducting phase. Moreover, it may be present in other families of iron-based superconductors in which nematic and tetragonal phases may form over limited compositional ranges around QCPs [30, 41, 45, 46]. Finally, we uncover a number of new experimental signatures in electronic transport measurements, most notably the reported power-law behavior of $z\nu(T)$, that could provide new insights into the dynamics of (quenched) nematic order parameter fluctuations. We hope that our results will guide further theoretical and experimental research in understanding nematic quantum Griffiths phases.

Acknowledgements We thank R. Fernandes for insightful discussions. This work was mainly supported by the EPSRC (EP/I004475/1, EP/I017836/1). P.R. and A.A.H. acknowledge financial support of the Oxford Quantum Materials Platform Grant (EP/M020517/1). A portion of this work was performed at the National High Magnetic Field Laboratory, supported by NSF Cooperative Agreement DMR-1157490 and the State of Florida. Work in Missouri was supported by the NSF (DMR-1828489). We acknowledge financial support of Oxford University John Fell Fund. A.I.C. acknowledges an EPSRC Career Acceleration Fellowship (EP/I004475/1) and Oxford Centre for Applied Superconductivity for financial support.

-
- * pascal.reiss@physics.ox.ac.uk
† amalia.coldea@physics.ox.ac.uk
- [1] John A Hertz, “Zero- and low-temperature phase transitions and the renormalization group,” *AIP Conference Proceedings* **24**, 298–299 (1975).
 - [2] John A Hertz, “Quantum critical phenomena,” *Physical Review B* **14**, 1165–1184 (1976).
 - [3] A J Millis, “Effect of a nonzero temperature on quantum critical points in itinerant fermion systems,” *Physical Review B* **48**, 7183–7196 (1993).
 - [4] Tôru Moriya, *Spin Fluctuations in Itinerant Electron Magnetism*, Springer Series in Solid-State Sciences 56 (Springer-Verlag, Berlin, Heidelberg, New York, Tokyo, 1985).
 - [5] H.-H. Kuo, J.-H. Chu, J. C. Palmstrom, S. A. Kivelson, and I. R. Fisher, “Ubiquitous signatures of nematic quantum criticality in optimally doped Fe-based superconductors,” *Science* **352**, 958–962 (2016).
 - [6] Tianbai Cui and Rafael M. Fernandes, “Smeared nematic quantum phase transitions due to rare-region effects in inhomogeneous systems,” *Physical Review B* **98**, 085117 (2018).
 - [7] Robert B. Griffiths, “Nonanalytic Behavior Above the Critical Point in a Random Ising Ferromagnet,” *Physical Review Letters* **23**, 17–19 (1969).
 - [8] Daniel S. Fisher, “Random transverse field Ising spin chains,” *Physical Review Letters* **69**, 534–537 (1992).
 - [9] Daniel S. Fisher, “Critical behavior of random transverse-field Ising spin chains,” *Physical Review B* **51**, 6411–6461 (1995).
 - [10] Adrian Del Maestro, Bernd Rosenow, Markus Müller, and Subir Sachdev, “Infinite Randomness Fixed Point of the Superconductor-Metal Quantum Phase Transition,” *Physical Review Letters* **101**, 035701 (2008).
 - [11] Thomas Vojta, “Disorder-Induced Rounding of Certain Quantum Phase Transitions,” *Physical Review Letters* **90**, 107202 (2003).
 - [12] Thomas Vojta, “Rare region effects at classical, quantum and nonequilibrium phase transitions,” *Journal of Physics A: Mathematical and General* **39**, R143–R205 (2006), 0602312 [cond-mat].
 - [13] Thomas Vojta, “Quantum Griffiths Effects and Smeared Phase Transitions in Metals: Theory and Experiment,” *Journal of Low Temperature Physics* **161**, 299–323 (2010).
 - [14] Sara Ubaid-Kassis, Thomas Vojta, and Almut Schroeder, “Quantum Griffiths Phase in the Weak Itinerant Ferromagnetic Alloy $\text{Ni}_{1-x}\text{V}_x$,” *Physical Review Letters* **104**, 066402 (2010).
 - [15] Ruizhe Wang, Adane Gebretsadik, Sara Ubaid-Kassis, Almut Schroeder, Thomas Vojta, Peter J. Baker, Francis L. Pratt, Stephen J. Blundell, Tom Lancaster, Isabel Franke, Johannes S. Möller, and Katharine Page, “Quantum Griffiths Phase Inside the Ferromagnetic Phase of $\text{Ni}_{1-x}\text{V}_x$,” *Physical Review Letters* **118**, 267202 (2017).
 - [16] G. T. Seidler, T. F. Rosenbaum, and B. W. Veal, “Two-dimensional superconductor-insulator transition in bulk single-crystal $\text{YBa}_2\text{Cu}_3\text{O}_{6.38}$,” *Physical Review B* **45**, 10162–10164 (1992).
 - [17] R. Schneider, A. G. Zaitsev, D. Fuchs, and H. v. Löhneysen, “Superconductor-Insulator Quantum

- Phase Transition in Disordered FeSe Thin Films,” *Physical Review Letters* **108**, 257003 (2012).
- [18] Xiaoyan Shi, Ping V. Lin, T. Sasagawa, V. Dobrosavljević, and Dragana Popović, “Two-stage magnetic-field-tuned superconductor-insulator transition in underdoped $\text{La}_{2-x}\text{Sr}_x\text{CuO}_4$,” *Nature Physics* **10**, 437–443 (2014).
 - [19] Ying Xing, H.-M. Zhang, H.-L. Fu, Haiwen Liu, Yi Sun, J.-P. Peng, F. Wang, Xi Lin, X.-C. Ma, Q.-K. Xue, Jian Wang, and X. C. Xie, “Quantum Griffiths singularity of superconductor-metal transition in Ga thin films,” *Science* **350**, 542–545 (2015).
 - [20] Yu Saito, Tsutomu Nojima, and Yoshihiro Iwasa, “Quantum phase transitions in highly crystalline two-dimensional superconductors,” *Nature Communications* **9**, 778 (2018).
 - [21] Nicholas A. Lewellyn, Ilana M. Percher, Jj Nelson, Javier Garcia-Barriocanal, Irina Volotsenko, Aviad Frydman, Thomas Vojta, and Allen M. Goldman, “Infinite-randomness fixed point of the quantum superconductor-metal transitions in amorphous thin films,” *Physical Review B* **99**, 054515 (2019).
 - [22] Yi Liu, Ziqiao Wang, Pujia Shan, Yue Tang, Chaofei Liu, Cheng Chen, Ying Xing, Qingyan Wang, Haiwen Liu, Xi Lin, X. C. Xie, and Jian Wang, “Anomalous quantum Griffiths singularity in ultrathin crystalline lead films,” *Nature Communications* **10**, 3633 (2019).
 - [23] Yen Hsiang Lin, J. Nelson, and A. M. Goldman, “Superconductivity of very thin films: The superconductor-insulator transition,” *Physica C: Superconductivity and its Applications* **514**, 130–141 (2015).
 - [24] Pascal Reiss, David E. Graf, Amir A. Haghighirad, William Knafo, Loïc Drigo, Matthew Bristow, Andrew J Schofield, and Amalia I. Coldea, “Quenched nematic criticality and two superconducting domes in an iron-based superconductor,” *Nature Physics* **16**, 89–94 (2020).
 - [25] A. E. Böhmer, V. Taufour, W. E. Straszheim, Thomas Wolf, and P. C. Canfield, “Variation of transition temperatures and residual resistivity ratio in vapor-grown FeSe,” *Physical Review B* **94**, 024526 (2016).
 - [26] See Supplemental Material at [URL will be inserted by publisher] for further experimental data and analyses.
 - [27] Li Xiang, Udhara S Kaluarachchi, Anna E Böhmer, Valentin Taufour, Makariy A Tanatar, Ruslan Prozorov, Sergey L Bud’ko, and Paul C Canfield, “Dome of magnetic order inside the nematic phase of sulfur-substituted FeSe under pressure,” *Physical Review B* **96**, 024511 (2017).
 - [28] Matthew Bristow, Pascal Reiss, Amir A Haghighirad, Zachary Zajicek, Shiv J Singh, Thomas Wolf, David E Graf, William Knafo, Alix McCollam, and Amalia I Coldea, “Anomalous high-magnetic field electronic state of the nematic superconductors $\text{FeSe}_{1-x}\text{S}_x$,” *Physical Review Research* **2**, 013309 (2020), 1904.02522.
 - [29] M. D. Watson, Takuya Yamashita, Shigeru Kasahara, William Knafo, M Nardone, J Béard, Frédéric Hardy, Alix McCollam, A Narayanan, S. F. Blake, Thomas Wolf, A. A. Haghighirad, Christoph Meingast, A. J. Schofield, H. v. Löhneysen, Yuji Matsuda, A. I. Coldea, and Takasada Shibauchi, “Dichotomy between the Hole and Electron Behavior in Multiband Superconductor FeSe Probed by Ultrahigh Magnetic Fields,” *Physical Review Letters* **115**, 027006 (2015).
 - [30] Amalia I. Coldea, Samuel F. Blake, Shigeru Kasahara, Amir A. Haghighirad, Matthew D. Watson, William Knafo, Eun Sang Choi, Alix McCollam, Pascal Reiss, Takuya Yamashita, Mara Bruma, Susanah C. Speller, Yuji Matsuda, Thomas Wolf, Takasada Shibauchi, and Andrew John Schofield, “Evolution of the low-temperature Fermi surface of superconducting $\text{FeSe}_{1-x}\text{S}_x$ across a nematic phase transition,” *npj Quantum Materials* **4**, 2 (2019).
 - [31] D Shoenberg, *Magnetic oscillations in metals* (Cambridge University Press, Cambridge, 1984).
 - [32] I. Paul and M. Garst, “Lattice Effects on Nematic Quantum Criticality in Metals,” *Physical Review Letters* **118**, 227601 (2017).
 - [33] Xiaoyu Wang and Erez Berg, “Scattering mechanisms and electrical transport near an Ising nematic quantum critical point,” *Physical Review B* **99**, 235136 (2019).
 - [34] V. S. de Carvalho and Rafael M Fernandes, “Resistivity near a nematic quantum critical point: Impact of acoustic phonons,” *Physical Review B* **100**, 115103 (2019).
 - [35] Lucas E. Vieira, Vanuilo S. de Carvalho, and Hermann Freire, “DC resistivity near a nematic quantum critical point: Effects of weak disorder and acoustic phonons,” *Annals of Physics* **419**, 168230 (2019).
 - [36] Matthew P. A. Fisher, “Quantum phase transitions in disordered two-dimensional superconductors,” *Physical Review Letters* **65**, 923–926 (1990).
 - [37] Taichi Terashima, Naoki Kikugawa, Andhika Kiswandhi, Eun-Sang Choi, James S. Brooks, Shigeru Kasahara, Tatsuya Watashige, Hiroaki Ikeda, Takasada Shibauchi, Yuji Matsuda, Thomas Wolf, Anna E. Böhmer, Frédéric Hardy, Christoph Meingast, Hilbert v. Löhneysen, Michito Suzuki, Ryotaro Arita, and Shinya Uji, “Anomalous Fermi surface in FeSe seen by Shubnikov-de Haas oscillation measurements,” *Phys. Rev. B* **90**, 144517 (2014).
 - [38] M Bristow, A. A. Haghighirad, M. D. Watson, P. Reiss, Z. Zajicek, J. Prentice, S. J. Blundell, A. McCollam, and A. I. Coldea, “Multi-band effects and dominant inter-band pairing responsible for the upper critical fields of bulk FeSe,” in preparation (2021).
 - [39] Liam S Farrar, Matthew Bristow, Amir A Haghighirad, Alix McCollam, Simon J Bending, and Amalia I Coldea, “Suppression of superconductivity and enhanced critical field anisotropy in thin flakes of FeSe,” *npj Quantum Materials* **5**, 29 (2020).
 - [40] Amalia I. Coldea, “Electronic nematic states tuned by isoelectronic substitution in bulk $\text{FeSe}_{1-x}\text{S}_x$,” arXiv:2009.05523 (2020).
 - [41] M. Bristow, P. Reiss, A. A. Haghighirad, Z. Zajicek, S. J. Singh, T. Wolf, D. Graf, W. Knafo, A. McCollam, and A. I. Coldea, “Anomalous high-magnetic field electronic state of the nematic superconductors $\text{FeSe}_{1-x}\text{S}_x$,” *Phys. Rev. Research* **2**, 013309 (2020).
 - [42] Kohei Matsuura, Yuta Mizukami, Y. Arai, Y. Sugimura, N. Maejima, A. Machida, T. Watanuki, T. Fukuda, T. Yajima, Z. Hiroi, K. Y. Yip, Y. C. Chan, Q. Niu, Suguru Hosoi, Kousuke Ishida, K. Mukasa, Shigeru Kasahara, J.-G. Cheng, Swee K Goh, Yuji Matsuda, Yoshiya Uwatoko, and Takasada Shibauchi, “Maximizing T_c by tuning nematicity and magnetism in $\text{FeSe}_{1-x}\text{S}_x$ superconductors,” *Nature Communications* **8**, 1143 (2017).
 - [43] Pascal Reiss, Matthew D Watson, Timur K Kim, Amir A Haghighirad, D. N. Woodruff, Mara Bruma, S. J. Clarke, and Amalia I Coldea, “Suppression of electronic correlations by chemical pressure from FeSe to FeS,” *Physical Review B* **96**, 121103(R) (2017).

- [44] E. T. Seppälä and M. J. Alava, “Susceptibility and percolation in two-dimensional random field Ising magnets,” [Physical Review E](#) **63**, 066109 (2001).
- [45] A E Böhmer, F Hardy, L Wang, T Wolf, P Schweiss, and C Meingast, “Superconductivity-induced re-entrance of the orthorhombic distortion in $\text{Ba}_{1-x}\text{K}_x\text{Fe}_2\text{As}_2$,” [Nature Communications](#) **6**, 7911 (2015).
- [46] Suguru Hosoi, Kohei Matsuura, Kousuke Ishida, Hao Wang, Yuta Mizukami, Tatsuya Watashige, Shigeru Kasahara, Yuji Matsuda, and Takasada Shibauchi, “Nematic quantum critical point without magnetism in $\text{FeSe}_{1-x}\text{S}_x$ superconductors,” [Proceedings of the National Academy of Sciences](#) **113**, 8139–8143 (2016), 1604.00184.