

A General Framework to Derive Linear, Decoupled and Energy-stable Schemes for Reversible-Irreversible Thermodynamically Consistent Models: Part I Incompressible Hydrodynamic Models

Jia Zhao^{1,*}

¹ *Department of Mathematics & Statistics, Utah State University, Logan, UT, USA*

Abstract. In this paper, we present a general numerical platform for designing accurate, efficient, and stable numerical algorithms for incompressible hydrodynamic models that obeys the thermodynamical laws. The obtained numerical schemes are automatically linear in time. It decouples the hydrodynamic variable and other state variables such that only small-size linear problems need to be solved at each time marching step. Furthermore, if the classical velocity projection method is utilized, the velocity field and pressure field can be decoupled. In the end, only a few elliptic-type equations shall be solved in each time step. This strategy is made possible through a sequence of model reformulations by fully exploring the models' thermodynamic structures. The generalized Onsager principle directly guides these reformulation procedures. In the reformulated but equivalent models, the reversible and irreversible components can be identified, guiding the numerical platform to decouple the reversible and irreversible dynamics. This eventually leads to decoupled numerical algorithms, given that the coupling terms only involve irreversible dynamics. To further demonstrate the numerical platform's power, we apply it to several specific incompressible hydrodynamic models. The energy stability of the proposed numerical schemes is shown in detail. The second-order accuracy in time is verified numerically through time step refinement tests. Several benchmark numerical examples are presented to further illustrate the proposed numerical framework's accuracy, stability, and efficiency.

Key words: Phase Field; Decoupled Scheme; Energy Stable; Cahn-Hilliard-Navier-Stokes; Hydrodynamics; Liquid Crystal

1 Introduction

Non-equilibrium phenomena are ubiquitous, which require well-developed models to describe their time-dependent dynamics. In contrast to the classical thermodynamic theories for equilibrium systems, paradigms for developing theories for non-equilibrium phenomena have not gained widespread recognition. There have yet been any universally accepted physical laws, analogous to the three fundamental laws in equilibrium thermodynamics, discovered nor formulated for non-equilibrium thermodynamics. Nevertheless, a plethora of theoretical frameworks has been developed and used to derive new theories or validate the existing theories for non-equilibrium phenomena, which are consistent with the classical thermodynamic theory at equilibrium.

*Corresponding author. *Email address:* jia.zhao@usu.edu. (J. Zhao)

In the search for a systematic approach rooted in a solid mathematical foundation, two new formalisms that emerged in the last century culminated in a series of seminal papers and a monograph by Beris and Edwards on the Poisson bracket formalism [1–3], and by Ottinger and Grmela on the GENERIC formalism [11,23,31], where GENERIC is an acronym for “General Equation for Non-Equilibrium Reversible-Irreversible Coupling.” Both approaches established mathematical equations and physical structures for the non-equilibrium models to follow. On another front, Onsager pioneered his linear response theory and reciprocal relation for dissipative thermodynamic systems and developed the variational method using the Onsager-Machlup potential [21,22]. This method has recently been amplified by the energetic variational approach to non-equilibrium models [7,15,30] and the generalized Onsager principle for more general situations [16,21,22,36]. The matrix formulation applied to viscoelastic fluid models is a simplified version of the generalized Onsager principle [6,17].

All the formulations mentioned above produce thermodynamically consistent models. Given the broader range of applicability and simplicity, we adopt the Onsager formalism for deriving non-equilibrium models in this paper. In formulating non-equilibrium thermodynamic models, the Onsager formalism provides a clear mathematical description for the reversible and irreversible process involved through the mobility operator and the free energy in the isothermal case or the entropy in the non-isothermal case. The energy (or entropy) and mobility pair delineate the coupling among all thermodynamic variables and dictates that the total entropy production rate is nonnegative. This setting is especially suitable for developing structure-preserving numerical approximations for such non-equilibrium models.

For a given thermodynamically-consistent PDE system describing non-equilibrium phenomena, a high order, accurate, computationally efficient, and property and structure-preserving discretization are always desirable. In particular, for thermodynamically consistent models, a measure for good or better numerical approximations should always be if the discrete scheme would preserve the physical laws and as much as possible the physical properties at the discrete level. A numerical scheme preserving the continuous model’s original mathematical structures and physical properties is called a structure-preserving or geometric-preserving scheme. The latter normally refers to the numerical scheme for a Hamiltonian system. Structure-preserving schemes have had enormous success in solving conservative dynamical systems, most notably the Hamiltonian systems, during the past decades [12,20,24]. Such structure-preserving approximation not only has a tremendous theoretical value but also has a practical implication. For instance, in one of our early studies [14], we showed that an energy-dissipation-preserving scheme could resolve more details in the flow structure than a non-preserving scheme at the same level of numerical resolution. So, structure-preservation would be one of the attributes that we would like to attain in developing numerical approximations to the thermodynamically consistent models.

Despite the success of Hamiltonian dynamical systems, structure-preserving numerical approximations have not been well developed for thermodynamic and hydrodynamic systems. This is partly because of the increased complexity in the thermodynamic and hydrodynamic models. More pertinent is perhaps because of the lack of understanding of the mathematical structure of the non-equilibrium models. Another issue challenging the computational science community is how to deal with nonlinearity in numerical algorithms. Most of the available structure-preserving schemes in the literature today [9,25–27,31] are nonlinear and hard to implement. Issues on the solvability of the discrete system, the uniqueness of the discrete solution, error estimates, and time step constraint are difficult to address. So, a linear scheme would be desirable since it enables a rigorous proof of solution existence and uniqueness using, for example, the Babuska-Lax-Milgram theorem for the discrete system resulted from the linear scheme. Another property of the non-equilibrium model that the numerical scheme should respect is total energy conservation

and positive entropy production. The latter corresponds to energy dissipation in the system. Currently, an energy dissipation rate preserving numerical scheme independent of the time-step size is called energy stable in the literature unconditionally. Here, we name the structure-preserving scheme unconditional energy stable if it respects the total energy conservation and positive entropy production regardless of the time-step size.

Inspired by many seminal works [19, 28, 32–35, 37, 38] ,in this paper, we propose a general framework for designing structure-preserving numerical schemes for thermodynamically consistent models in non-equilibrium dynamics. The resulted numerical schemes from our general framework are linear, high-order-in-time, structure-preserving, energy stable, and easy-to-implement. We particularly focus on the generic formulation of the numerical framework and its applications in the incompressible hydrodynamic models in this paper. The applications of our general numerical platform on other thermodynamically consistent models, such as non-isothermal thermodynamical and hydrodynamical models for complex fluid flows, will be elaborated consequently in our late papers. Meanwhile, we emphasize that one advantage of our general numerical framework is its systematical formulation. Under its guidance, a computational toolkit with modular code constructs to simplify the numerical implementation of solving the thermodynamically consistent models.

The rest of this paper is organized as follows. In Section 2, we provide a generic formulation of thermodynamically consistent models using the generalized Onsager principle. Some examples of casting incompressible hydrodynamic models into the generalized form are discussed. In Section 3, the generic model is then transformed into an equivalent form by first applying the energy quadratization (EQ) method and then the reversible-irreversible decoupling (RID) method. Some generic numerical schemes for solving the general model are provided. Afterward, in Section 4, we apply the EQ-RID method to some widely-used incompressible hydrodynamic models. Specific numerical schemes for these models are elaborated. In Section 5, we benchmark the proposed framework with numerical examples. In the end, we draw a brief conclusion.

2 Thermodynamically consistent reversible-irreversible PDE Models based on the generalized Onsager principle

2.1 Generalized Onsager principle

The generalized Onsager formalism provides a theoretical framework for developing thermodynamically consistent (TC) models describing non-equilibrium phenomena. Many well-known thermodynamically consistent PDE systems are, in fact, derivable from the generalized Onsager principle, including the Navier-Stokes equation, the Fokker Planck (or Smoluchowski) equation, the gradient flow models, the thermodynamically consistent viscoelastic fluid models, non-isothermal hydrodynamic models, etc. By casting TCPDE models into the generalized Onsager form, the underlying physical mechanism for reversible and irreversible processes is put on full display [16, 21, 22, 36]. We believe that any physically meaningful dynamical model describing non-equilibrium phenomena must be derived following thermodynamical principles and obey necessary conservation laws. The physical laws include the first law of thermodynamics (energy conservation), the second law of thermodynamics (positive entropy production) or, more generally, the generalized Onsager principle in the linear response regime [21, 22], and additional conservation laws: mass, linear momentum, angular momentum and so on. These laws can also be viewed as constraints imposed on the thermodynamical (and hydrodynamical) variables. In this paper, we refer that models derived from the Onsager principle and subject to the necessary conservation

laws thermodynamically consistent.

Consider the domain Ω and time $t \in (0, T]$, and denote $\Omega_T = \Omega \times (0, T]$, and the state variables as $\Phi = (\phi_1, \dots, \phi_n)^T$. We recall the generalized Onsager principle using a generic model as an example [21, 22]. It consists of three key ingredients: the state/thermodynamic variables Φ , the free energy \mathcal{E} , and a mobility matrix (or operator) \mathcal{G} , all of which will dictate the kinetic equation, namely

$$\text{the Onsager triple: } (\Phi, \mathcal{G}, \mathcal{E}). \quad (2.1)$$

The kinetic equation, stemming from the Onsager linear response theory, is given by

$$\partial_t \Phi(\mathbf{x}, t) = -\mathcal{G} \frac{\delta \mathcal{E}}{\delta \Phi} \text{ in } \Omega, \quad (2.2a)$$

$$\mathcal{B}(\Phi(\mathbf{x}, t)) = g(\mathbf{x}, t), \text{ on } \partial\Omega, \quad (2.2b)$$

where \mathcal{B} is a trace operator, and \mathcal{G} is the mobility operator that contains two parts:

$$\mathcal{G} = \mathcal{G}_a + \mathcal{G}_s. \quad (2.3)$$

Here \mathcal{G}_s is symmetric and positive semi-definite that controls the irreversible dynamics, and \mathcal{G}_a is skew-symmetric that controls reversible dynamics. $\frac{\delta \mathcal{E}}{\delta \Phi}$ is the variational derivative of \mathcal{E} , known as the chemical potential. Then, the Onsager triple $(\Phi, \mathcal{G}, \mathcal{E})$ uniquely defines a thermodynamically consistent model.

One intrinsic property of (2.2) owing to the thermodynamical consistency is the energy dissipation law

$$\frac{d\mathcal{E}}{dt} = \left(\frac{\delta \mathcal{E}}{\delta \Phi}, \frac{\partial \Phi}{\partial t} \right) + \dot{\mathcal{E}}_{surf} = \dot{\mathcal{E}}_{bulk} + \dot{\mathcal{E}}_{surf}, \quad (2.4a)$$

$$\dot{\mathcal{E}}_{bulk} = - \left(\frac{\delta \mathcal{E}}{\delta \Phi}, \mathcal{G}_s \frac{\delta \mathcal{E}}{\delta \Phi} \right) \leq 0, \quad (2.4b)$$

$$\left(\frac{\delta \mathcal{E}}{\delta \Phi}, \mathcal{G}_a \frac{\delta \mathcal{E}}{\delta \Phi} \right) = 0, \quad \dot{\mathcal{E}}_{surf} = \int_{\partial\Omega} g_b ds, \quad (2.4c)$$

where the inner product is defined by

$$(\mathbf{f}, \mathbf{g}) = \sum_{i=1}^d \int_{\Omega} f_i g_i d\mathbf{x}, \quad \forall f, g \in [L^2(\Omega)]^d,$$

and $\dot{\mathcal{E}}_{surf}$ is due to the boundary contribution, and g_b is the boundary integrand. When $\mathcal{G}_a = 0$, (2.2) is a purely dissipative system; while $\mathcal{G}_s = 0$, it is a purely dispersive system. $\dot{\mathcal{E}}_{surf}$ vanishes only for suitable boundary conditions, which include periodic and certain physical boundary conditions. When the mass, momentum, and total energy conservation are present in hydrodynamic models, these conservation laws are viewed as constraints imposed on the hydrodynamic variables. Then, the energy dissipation rate will have to be calculated subject to the constraints.

2.2 Thermodynamically Consistent Incompressible Hydrodynamic Models as Constraint Gradient Flow Models

This section elaborates that many existing thermodynamically consistent incompressible hydrodynamic models can be written in the form of (2.2). Though we mainly focus on incompressible hydrodynamic models, we shall emphasize that the proposed numerical framework works

on other quasi-incompressible or compressible hydrodynamics models so long that they are thermodynamically consistent.

First of all, we introduce a few important notations that will help to explain the reformulation procedure. Recall the incompressible Navier-Stokes equations

$$\rho(\partial_t \mathbf{u} + \mathbf{u} \cdot \nabla \mathbf{u}) = -\nabla p + \eta \Delta \mathbf{u} + \mathbf{f}, \quad (2.5a)$$

$$\nabla \cdot \mathbf{u} = 0, \quad (2.5b)$$

with \mathbf{u} the velocity field, ρ the density, \mathbf{f} is the external force, and p is the pressure. We emphasize that the pressure p in (2.5) is a Lagrangian multiplier to enforce the incompressibility of the velocity field \mathbf{u} . With this in mind, we can reformulate the incompressible Navier-Stokes equations into a constraint gradient flow form. This will guide us in designing decoupled numerical algorithms.

Following the notations in [11, 23], let $P_{\mathbf{u}}$ be a functional space defined by

$$P_{\mathbf{u}} = \left\{ \mathbf{u}(x, t) : \mathbf{u} \in [L^2(\Omega)]^d; \quad \nabla \cdot \mathbf{u} = 0 \text{ in } \Omega, \quad \mathbf{u} = 0 \text{ on } \partial\Omega \right\}, \quad (2.6)$$

$\Pi_{\mathbf{u}}$ denotes a projection operator, defined as

$$\Pi_{\mathbf{u}}(\mathbf{a}) = \begin{cases} \mathbf{a} - \nabla p, & \text{in } \Omega / \partial\Omega, \\ 0 & \text{on } \partial\Omega, \end{cases} \quad (2.7)$$

where p satisfies a Poisson condition with a Neumann-type boundary condition, i.e.

$$\begin{cases} \Delta p = \nabla \cdot \mathbf{a}, & \text{in } \Omega, \\ \frac{\partial p}{\partial \mathbf{n}} = \mathbf{a} \cdot \mathbf{n}, & \text{on } \partial\Omega. \end{cases}$$

Define the kinetic energy

$$E(\mathbf{u}) = \int_{\Omega} \frac{\rho}{2} |\nabla \mathbf{u}|^2 dx. \quad (2.8)$$

With the projection operator in (2.7), we denote the constraint variational derivative of the kinetic energy in (2.15) with respect to the velocity field as

$$\frac{\delta E}{\delta \mathbf{u}} = \Pi_{\mathbf{u}} \frac{\partial E}{\partial \mathbf{u}}. \quad (2.9)$$

We rewrite the nonlinear convection term into a skew-symmetric form

$$B(\mathbf{v}, \mathbf{u}) = \frac{1}{2} \left[\mathbf{v} \cdot \nabla \mathbf{u} + \nabla \cdot (\mathbf{v} \mathbf{u}) \right]. \quad (2.10)$$

In addition, we introduce induce a trilinear form b defined as [13]

$$b(\mathbf{v}, \mathbf{u}, \mathbf{w}) = \left(B(\mathbf{v}, \mathbf{u}), \mathbf{w} \right) = \frac{1}{2} \left[\left(\mathbf{v} \cdot \nabla \mathbf{u}, \mathbf{w} \right) - \left(\mathbf{v} \cdot \nabla \mathbf{w}, \mathbf{u} \right) \right], \forall \mathbf{u}, \mathbf{v}, \mathbf{w} \in \mathbf{H}_0^1(\Omega). \quad (2.11)$$

It follows immediately that

$$b(\mathbf{v}, \mathbf{u}, \mathbf{u}) = 0, \quad \forall \mathbf{u}, \mathbf{v} \in \mathbf{H}_0^1(\Omega). \quad (2.12)$$

2.3 Casting thermodynamically-consistent incompressible hydrodynamic models into the generalized Onsager form

We emphasize that many existing thermodynamically consistent incompressible hydrodynamic models can be cast as special cases of the generalized model in (2.2). In this sub-section, we illustrate it by examples.

2.3.1 A hydrodynamic model for two phase incompressible fluids

In this model, we use $\phi(\mathbf{x}, t) \in [-1, 1]$ as the phase variable, with $\phi(\mathbf{x}, t) = 1$ to label one phase, $\phi(\mathbf{x}, t) = -1$ to label the other phase, and $\phi \in (-1, 1)$ representing the interface. The Cahn-Hilliard-Navier-Stokes (CHNS) equations are proposed as

$$\rho \left(\partial_t \mathbf{u} + \mathbf{u} \cdot \nabla \mathbf{u} \right) = -\nabla p + \eta \nabla^2 \mathbf{u} - \phi \nabla \mu, \quad (\mathbf{x}, t) \in \Omega_T, \quad (2.13a)$$

$$\nabla \cdot \mathbf{u} = 0, \quad (\mathbf{x}, t) \in \Omega_T, \quad (2.13b)$$

$$\partial_t \phi + \nabla \cdot (\mathbf{u} \phi) = M \Delta \mu, \quad (\mathbf{x}, t) \in \Omega_T, \quad (2.13c)$$

$$\mu = -\varepsilon^2 \Delta \phi + f'(\phi), \quad (\mathbf{x}, t) \in \Omega_T, \quad (2.13d)$$

where η is the viscosity parameter, M is the mobility parameter, p is the hydrodynamic pressure, and $\mu = \frac{\delta F}{\delta \phi}$ is the chemical potential. The boundary conditions could be

$$(i) \text{ periodic on } \partial\Omega; \text{ or} \quad (2.14a)$$

$$\mathbf{u}(\mathbf{x}, t) = 0, \quad \nabla \mu(\mathbf{x}, t) \cdot \mathbf{n} = 0, \quad \nabla \phi(\mathbf{x}, t) \cdot \mathbf{n} = 0, \quad (\mathbf{x}, t) \in \partial\Omega \times (0, T], \quad (2.14b)$$

with \mathbf{n} the outward normal vector at the boundary. The total energy of the two phase fluid-mixture system \mathcal{E} include the Helmholtz free energy F and the kinetic energy E , i.e.

$$\mathcal{E}(\mathbf{u}, \phi) = F(\phi) + E(\mathbf{u}), \quad F(\phi) = \int_{\Omega} \left(\frac{\varepsilon^2}{2} |\nabla \phi|^2 + f(\phi) \right) d\mathbf{x}, \quad (2.15)$$

where $E(\mathbf{u})$ is the kinetic energy defined in (2.8), and ε is an artificial parameter controlling the interfacial thickness. $f(\phi)$ is the bulk free energy for the two phase material. \mathbf{u} the volume-averaged velocity, and ρ is the volume-averaged density.

The CHNS system in (2.13)-(2.14b) is known to satisfy the second law of thermodynamics, with the energy dissipation rate calculated as

$$\frac{d\mathcal{E}}{dt} = - \int_{\Omega} \left(M |\nabla \mu|^2 + \eta |\nabla \mathbf{u}|^2 \right) d\mathbf{x}. \quad (2.16)$$

To be specific, for the Cahn-Hilliard-Navier-Stokes equation in (2.13), it can be written in the form of (2.2), if we denote $\Phi = \begin{bmatrix} \mathbf{u} \\ \phi \end{bmatrix}$, and definite the operators

$$\mathcal{G}_a = \begin{pmatrix} -\frac{1}{\rho} B(\mathbf{u}, \bullet) & -\frac{1}{\rho} \phi \nabla \bullet \\ -\frac{1}{\rho} \nabla \cdot (\bullet \phi) & 0 \end{pmatrix}, \quad \mathcal{G}_s = \begin{pmatrix} \frac{1}{\rho^2} \eta \Delta \bullet & 0 \\ 0 & M \Delta \bullet \end{pmatrix}. \quad (2.17)$$

2.3.2 Hydrodynamic Ericksen-Leslie model for nematic liquid crystals

The widely acceptable hydrodynamic theory for small molecular weight, nematic liquid crystal flows is the Ericksen-Leslie model [18]. In this theory, a vector \mathbf{p} is used to describe the average molecular orientation and \mathbf{u} is the mass average velocity. The Ericksen-Leslie hydrodynamic model reads as

$$\rho (\partial_t \mathbf{u} + \mathbf{u} \cdot \nabla \mathbf{u}) = -\nabla p + \eta \Delta \mathbf{u} + \nabla \cdot \left(\frac{1}{2} (\mathbf{p}\mathbf{h} - \mathbf{h}\mathbf{p}) - \frac{a}{2} (\mathbf{p}\mathbf{h} + \mathbf{h}\mathbf{p}) \right) - \mathbf{h} \nabla \mathbf{p}, \quad (2.18a)$$

$$\nabla \cdot \mathbf{u} = 0, \quad (2.18b)$$

$$\partial_t \mathbf{p} + (\mathbf{u} \cdot \nabla) \mathbf{p} - \mathbf{W} \cdot \mathbf{p} - a \mathbf{D} \cdot \mathbf{p} = M \mathbf{h}, \quad (2.18c)$$

$$\mathbf{h} = K \Delta \mathbf{p} - \frac{1}{\varepsilon^2} (|\mathbf{p}|^2 - 1) \mathbf{p}, \quad (2.18d)$$

where ρ is the mass density of the liquid crystal solution, a is a parameter associated to the molecular geometry, ε controls the defect length scale, K is the elastic constant, and M is the mobility coefficient. The Ericksen-Leslie model is usually associated with the homogeneous boundary conditions

$$\text{i. } \mathbf{u}(\mathbf{x}, t) = 0, \quad \mathbf{p}(x, t) = 0, \quad (\mathbf{x}, t) \in \partial\Omega \times (0, T]; \text{ or} \quad (2.19a)$$

$$\text{ii. } \mathbf{u}(\mathbf{x}, t) = 0, \quad \frac{\partial \mathbf{p}(x, t)}{\partial \mathbf{n}} = 0, \quad (\mathbf{x}, t) \in \partial\Omega \times (0, T], \quad (2.19b)$$

with \mathbf{n} the outward normal vector at the boundary.

The nematic liquid crystal model in (2.18) can be derived in a similar manner. The total energy is

$$\mathcal{E}(\mathbf{u}, \mathbf{p}) = E(\mathbf{u}) + F(\mathbf{p}), \quad (2.20)$$

with $E(\mathbf{u})$ the kinetic energy defined in (2.8), and $F(\mathbf{p})$ the Ossen-Frank free energy, given by

$$F(\mathbf{p}) = \int_{\Omega} d\mathbf{x} \left[\frac{K}{2} |\nabla \mathbf{p}|^2 + \frac{1}{4\varepsilon^2} (|\mathbf{p}|^2 - 1)^2 \right], \quad (2.21)$$

in the form of the one-constant approximation, where K is the Frank elastic constant and ε is a small parameter for the width of the diffuse interface. And the molecular field can be derived as

$\mathbf{h} := -\frac{\delta \mathcal{E}}{\delta \mathbf{p}}$. Hence, if we denote $\Phi = \begin{bmatrix} \mathbf{u} \\ \mathbf{p} \end{bmatrix}$, the Ericksen-Leslie model can be written in the general form (2.2), with the mobility operators given as

$$\mathcal{G}_s = \begin{pmatrix} -\frac{1}{\rho} B(\mathbf{u}, \bullet) & \frac{1}{\rho} G_{s12} \\ \frac{1}{\rho} G_{s21} & 0 \end{pmatrix}, \quad \mathcal{G}_a = \begin{pmatrix} -\frac{1}{\rho^2} \eta \Delta \mathbf{I} & 0 \\ 0 & M \end{pmatrix}, \quad (2.22a)$$

$$G_{s12} = \nabla \cdot \left(\frac{1}{2} (\mathbf{p} \bullet + \bullet \mathbf{p}) - \frac{a}{2} (\mathbf{p} \bullet + \bullet \mathbf{p}) \right) - \bullet \nabla \mathbf{p}, \quad (2.22b)$$

$$G_{s21} = -\frac{1}{2} (\nabla \bullet - \nabla \bullet^T) \cdot \mathbf{p} - \frac{a}{2} (\nabla \bullet + \nabla \bullet^T) \cdot \mathbf{p} + \bullet \cdot \nabla \mathbf{p}. \quad (2.22c)$$

3 Decoupled numerical algorithms based on the EQ-RID method

Through the examples in the previous section, we are clear that the model (2.2) is rather general, that many widely used incompressible hydrodynamic models, including (2.13) and (2.18), can be cast into its form. In this section, we propose numerical algorithms for the general model (2.2), which in turn will guide us to develop numerical algorithms for specific models that can be cast in (2.2).

3.1 Model reformulation with the energy quadratization (EQ) method

In the first step, we transform the general model (2.2) into the energy-quadratized form, using the the idea of energy quadratization (EQ). Denote the total energy as

$$\mathcal{E}(\Phi) = \int_{\Omega} e d\mathbf{x}, \quad (3.1)$$

with e the energy density function. We denote L_0 as a linear operator that can be separated from e . For instance, for the CHNS system in (2.13), we may denote

$$\mathcal{L}_0 = \begin{bmatrix} \rho & 0 \\ 0 & -\varepsilon^2 \Delta + \gamma_0 \end{bmatrix}. \quad (3.2)$$

Introduce the auxiliary variable

$$q = \sqrt{2\left(e - \frac{1}{2}|\mathcal{L}_0^{\frac{1}{2}}\Phi|^2 + \frac{A_0}{|\Omega|}\right)}, \quad (3.3)$$

where A_0 is such that q is a well defined real variable. Then we rewrite the energy in (3.1) as

$$\mathcal{E}(\Phi, q) = \frac{1}{2}(\Phi, \mathcal{L}_0\Phi) + \frac{1}{2}(q, q) - A_0. \quad (3.4)$$

With the EQ approach above, we transform the free energy density into a quadratic one by introducing an auxiliary variable to "remove" the quadratic gradient term from the energy density. Assuming $q = q(\Phi, \nabla\Phi)$ and denoting

$$g(\Phi) = \frac{\partial q}{\partial \Phi}, \quad \mathbf{G}(\Phi) = \frac{\partial q}{\partial \nabla \Phi}, \quad (3.5)$$

we reformulate (2.2) into an equivalent form

$$\partial_t \Phi = -(\mathcal{G}_a + \mathcal{G}_s) \left[\mathcal{L}_0 \Phi + qg(\Phi) - \nabla \cdot (q\mathbf{G}(\Phi)) \right], \quad (3.6a)$$

$$\partial_t q = g(\Phi) : \partial_t \Phi + \mathbf{G}(\Phi) : \nabla \partial_t \Phi, \quad (3.6b)$$

with the consistent initial condition $q|_{t=0} = \sqrt{2\left(e - \frac{1}{2}|\mathcal{L}_0^{\frac{1}{2}}\Phi|^2 + \frac{A_0}{|\Omega|}\right)}\Big|_{t=0}$. Now, instead of dealing with (2.2) directly, we develop structure-preserving schemes for (3.6).

The advantage of using model (3.6) over model (2.2) is that the energy density is transformed into a quadratic one in (3.6). Denoting $\Psi = \begin{bmatrix} \Phi \\ q \end{bmatrix}$, we rewrite (3.6) into a compact form

$$\partial_t \Psi = -\mathcal{N}(\Psi)\mathcal{L}\Psi, \quad \text{with } \mathcal{N}(\Psi) = \mathcal{N}_s(\Psi) + \mathcal{N}_a(\Psi), \quad (3.7)$$

where $\mathcal{L} = \begin{bmatrix} \mathcal{L}_0 & \\ & 1 \end{bmatrix}_{n+1, n+1}$, is a linear operator, and

$$\mathcal{N}(\Psi) = \mathcal{N}_s(\Psi) + \mathcal{N}_a(\Psi), \quad (3.8a)$$

$$\mathcal{N}_a(\Psi) = \mathcal{N}_0^* \mathcal{G}_a \mathcal{N}_0, \quad \mathcal{N}_s(\Psi) = \mathcal{N}_0^* \mathcal{G}_s \mathcal{N}_0, \quad (3.8b)$$

$$\mathcal{N}_0 = (\mathbf{I}_n, g(\Phi) + \mathbf{G}(\Phi) : \nabla)_{n, n+1}, \quad (3.8c)$$

and \mathcal{N}_0^* is the adjoint operator of \mathcal{N}_0 . We name it the Onsager-Q model, where the energy is

$$\mathcal{E}(\Psi) = \frac{1}{2}(\Psi, \mathcal{L}\Psi) - A_0, \quad (3.9)$$

with the energy law given as

$$\frac{d\mathcal{E}(\Psi)}{dt} = \left(\frac{\delta \mathcal{E}}{\delta \Psi} \frac{d\Psi}{dt}, 1 \right) = - \left(\mathcal{L}\Psi, \mathcal{N}(\Psi)\mathcal{L}\Psi \right) = - \left(\mathcal{N}_0 \mathcal{L}\Psi, \mathcal{G}_s \mathcal{N}_0 \mathcal{L}\Psi \right) \leq 0, \quad (3.10)$$

when $\dot{\mathcal{E}}_{surf} = 0$. This is called the energy quadratization (EQ) reformulation (or method). Note that the Onsager-Q model's energy is quadratized so that we can develop a paradigm to derive linear, energy-stable numerical schemes for the model.

3.2 Model reformulation to decouple the reversible and irreversible dynamics

We introduce an auxiliary scalar variable $s(t)$, for instance $s(t) = e^{-\frac{t}{T}}$, such that $s(t)e^{\frac{t}{T}} = 1$, where T is the final time. And we reformulate the Onsager-Q model in (3.6) by multiplying the constant $s(t)e^{\frac{t}{T}} = 1$ on the reversible terms. This brings us the equivalent system as

$$\partial_t \Psi = -(\mathcal{N}_s + se^{\frac{t}{T}} \mathcal{N}_a) \mathcal{L} \Psi, \quad (3.11a)$$

$$\partial_t s = -\frac{1}{T} s + e^{\frac{t}{T}} (\mathcal{L} \Psi, \mathcal{N}_a \mathcal{L} \Psi), \quad s(t=0) = 1. \quad (3.11b)$$

Remark 3.1. We emphasize that the reformulated model (3.11) is equivalent to the original generalized model (2.2). Notice that in the continuous level, $(\mathcal{L} \Psi, \mathcal{N}_a \mathcal{L} \Psi) = 0$ so that $s(t)$ can be solved in (3.11b) as $s(t) = e^{\frac{t}{T}}$. Plugging this into (3.11a), we have $\partial_t \Psi = (\mathcal{N}_s + \mathcal{N}_a) \mathcal{L} \Psi$, which reduces to (3.7) that is equivalent to (2.2).

In the rest of this paper, we focus on developing numerical algorithms for the reformulated equations in (3.11). It will be clear in the later section that the reformulated system in (3.11) provides guidance on designing accurate and efficient numerical algorithms. In particular, it decouples the reversible and irreversible dynamics, which automatically decouples the equations when the coupling terms are only in irreversible dynamics.

3.3 Generic numerical algorithms for the generalized Onsager model

Consider the time domain $t \in [0, T]$. We discretize it into uniform meshes $0 = t_0 < t_1 < t_2 < \dots < t_{N-1} < t_N = T$, with N a positive integer. In other words, we have $t_i = i\delta t$ with $\delta t = \frac{T}{N}$. We also introduce the notations:

$$\overline{(\bullet)}^{n+1} = 2(\bullet)^n - (\bullet)^{n-1}, \quad \overline{(\bullet)}^{n+\frac{1}{2}} = \frac{3}{2}(\bullet)^n - \frac{1}{2}(\bullet)^{n-1}, \quad (3.12a)$$

$$(\bullet)^{n+\frac{1}{2}} = \frac{1}{2}(\bullet)^n + \frac{1}{2}(\bullet)^{n+1}, \quad (\hat{\bullet})^{n+\frac{1}{2}} = \frac{1}{2}(\bullet)^n + \frac{1}{2}(\hat{\bullet})^{n+1}. \quad (3.12b)$$

3.3.1 Generic BDF2 numerical schemes

For the reformulated system in (3.11), we propose the following semi-implicit numerical algorithm based on the second-order backward differentiation formula (BDF2).

Scheme 3.1 (Semi-implicit BDF time-integration scheme). With (Ψ^{n-1}, s^{n-1}) and (Ψ^n, s^n) , we compute (Ψ^{n+1}, s^{n+1}) via

$$\frac{3\Psi^{n+1} - 4\Psi^n + \Psi^{n-1}}{2\delta t} = -\overline{\mathcal{N}}_s^{n+1} \mathcal{L} \Psi^{n+1} - s^{n+1} e^{\frac{t_{n+1}}{T}} \overline{\mathcal{N}}_a^{n+1} \mathcal{L} \overline{\Psi}^{n+1}, \quad (3.13a)$$

$$\frac{3s^{n+1} - 4s^n + s^{n-1}}{2\delta t} = -\frac{1}{T} s^{n+1} + e^{\frac{t_{n+1}}{T}} (\mathcal{L} \Psi^{n+1}, \overline{\mathcal{N}}_a^{n+1} \mathcal{L} \overline{\Psi}^{n+1}). \quad (3.13b)$$

Theorem 3.1. *The scheme 3.1 is unconditionally energy stable, in the sense that*

$$\mathcal{E}(\Psi^{n+1}, \Psi^n, s^{n+1}, s^n) - \mathcal{E}(\Psi^n, \Psi^{n-1}, s^n, s^{n-1}) \leq -\delta t (\mathcal{L} \Psi^{n+1}, \overline{\mathcal{N}}_s^{n+1} \mathcal{L} \Psi^{n+1}) - \frac{\delta t}{T} (s^{n+1})^2, \quad (3.14)$$

where the modified free energy is defined as

$$\mathcal{E}(\Psi_1, \Psi_2, s_1, s_2) = \frac{1}{4} \left[(\Psi_1, \mathcal{L} \Psi_1) + (2\Psi_1 - \Psi_2, \mathcal{L}(2\Psi_1 - \Psi_2)) \right] + \frac{1}{4} \left[(s_1)^2 + (2s_1 - s_2)^2 \right] - A_0. \quad (3.15)$$

Proof. First of all, notice the equality

$$a \frac{3a-4b+c}{2} = \frac{1}{4}(a^2 + (2a-b)^2) - \frac{1}{4}(b^2 + (2b-c)^2) + \frac{1}{4}(a-2b+c)^2.$$

If we take inner product of (3.13a) with $\delta t \mathcal{L}\Psi^{n+1}$, we will have

$$\begin{aligned} & \frac{1}{4} \left[\left(\Psi^{n+1}, \mathcal{L}\Psi^{n+1} \right) + \left(2\Psi^{n+1} - \Psi^n, \mathcal{L}(2\Psi^{n+1} - \Psi^n) \right) \right] - \frac{1}{4} \left[\left(\Psi^n, \mathcal{L}\Psi^n \right) + \left(2\Psi^n - \Psi^{n-1}, \right. \right. \\ & \left. \left. \mathcal{L}(2\Psi^n - \Psi^{n-1}) \right) \right] \leq -\delta t \left(\mathcal{L}\Psi^{n+1}, \overline{\mathcal{N}}_s^{n+1} \mathcal{L}\Psi^{n+1} \right) - \delta t s^{n+1} e^{\frac{t_{n+1}}{T}} \left(\mathcal{L}\Psi^{n+1}, \overline{\mathcal{N}}_a^{n+1} \mathcal{L}\overline{\Psi}^{n+1} \right). \end{aligned} \quad (3.16)$$

Then, if we take the inner product of (3.13b) with $\delta t s^{n+1}$, we will obtain

$$\begin{aligned} & \frac{1}{4} \left[(s^{n+1})^2 + (2s^{n+1} - s^n)^2 \right] - \frac{1}{4} \left[(s^n)^2 + (2s^n - s^{n-1})^2 \right] \leq \\ & -\frac{\delta t}{T} (s^{n+1})^2 + \delta t s^{n+1} e^{\frac{t_{n+1}}{T}} \left(\mathcal{L}\Psi^{n+1}, \overline{\mathcal{N}}_a^{n+1} \mathcal{L}\overline{\Psi}^{n+1} \right). \end{aligned} \quad (3.17)$$

Adding up the two equations (3.16) and (3.17) above will lead us to

$$\mathcal{E}(\Psi^{n+1}, \Psi^n, s^{n+1}, s^n) - \mathcal{E}(\Psi^n, \Psi^{n-1}, s^n, s^{n-1}) \leq -\delta t \left(\mathcal{L}\Psi^{n+1}, \overline{\mathcal{N}}_s^{n+1} \mathcal{L}\Psi^{n+1} \right) - \frac{\delta t}{T} (s^{n+1})^2. \quad (3.18)$$

Thus, this completes the proof. \square

Next, we further elaborate how the scheme 3.1 can be implemented effectively. Notice the equations (3.13) can be rewritten in the form of

$$\mathcal{A}\Psi^{n+1} = F_1 + s^{n+1}F_2, \quad (3.19a)$$

$$s^{n+1} = c_n + \left(\mathcal{L}\Psi^{n+1}, F_3 \right), \quad (3.19b)$$

where the operators are given as

$$\mathcal{A} = \left(\frac{3}{2\delta t} + \overline{\mathcal{N}}_s^{n+1} \mathcal{L} \right), \quad F_1 = \frac{4\Psi^n - \Psi^{n-1}}{2\delta t}, \quad F_2 = -e^{\frac{t_{n+1}}{T}} \overline{\mathcal{N}}_a^{n+1} \mathcal{L}\overline{\Psi}^{n+1}, \quad (3.20a)$$

$$c_n = \frac{4s^n - s^{n-1}}{\frac{3}{2\delta t} + \frac{1}{T}}, \quad F_3 = \frac{1}{\frac{3}{2\delta t} + \frac{1}{T}} e^{\frac{t_{n+1}}{T}} \overline{\mathcal{N}}_a^{n+1} \mathcal{L}\overline{\Psi}^{n+1}. \quad (3.20b)$$

We denote the solution as $\Psi^{n+1} = \Psi_1^{n+1} + s^{n+1}\Psi_2^{n+1}$, where Ψ_1^{n+1} and Ψ_2^{n+1} are the solutions for

$$\mathcal{A}\Psi_1^{n+1} = F_1, \quad \mathcal{A}\Psi_2^{n+1} = F_2. \quad (3.21)$$

Meanwhile, we can solve the scalar variable $s^{n+\frac{1}{2}}$ from $s^{n+1} = c_n + \left(B\Psi_1^{n+1}, F_3 \right) + s^{n+1} \left(B\Psi_2^{n+1}, F_3 \right)$, from which we can easily obtain the formula

$$s^{n+1} = \frac{c_n + \left(B\Psi_1^{n+1}, F_3 \right)}{1 - \left(B\Psi_2^{n+1}, F_3 \right)}. \quad (3.22)$$

The Solution existence and uniqueness will depend on the existence of s^{n+1} . Roughly, $F_3 = O(\delta t)$, such that s^{n+1} is well-defined when δt is not too large. Therefore, we get the final formula for the solution

$$\Psi^{n+1} = \Psi_1^{n+1} + \frac{c_n + (B\Psi_1^{n+1}, F_3)}{1 - (B\Psi_2^{n+1}, F_3)} \Psi_2^{n+1}, \quad (3.23)$$

where Ψ_1^{n+1} and Ψ_2^{n+1} are the solutions of (3.21).

3.3.2 Generic CN numerical schemes

We can also propose an alternative second-order numerical scheme based on the idea of the CN (i.e., Crank-Nicolson) finite difference method. The scheme is given below.

Scheme 3.2 (Semi-implicit CN time-integration scheme). With (Ψ^{n-1}, s^{n-1}) and (Ψ^n, s^n) , we compute (Ψ^{n+1}, s^{n+1}) via

$$\frac{\Psi^{n+1} - \Psi^n}{\delta t} = -\overline{\mathcal{N}}_s^{n+\frac{1}{2}} \mathcal{L}\Psi^{n+\frac{1}{2}} - s^{n+\frac{1}{2}} e^{\frac{t_{n+1/2}}{T}} \overline{\mathcal{N}}_a^{n+\frac{1}{2}} \mathcal{L}\overline{\Psi}^{n+\frac{1}{2}}, \quad (3.24a)$$

$$\frac{s^{n+1} - s^n}{\delta t} = -\frac{1}{T} s^{n+\frac{1}{2}} + e^{\frac{t_{n+1/2}}{T}} \left(\mathcal{L}\Psi^{n+\frac{1}{2}}, \overline{\mathcal{N}}_a^{n+\frac{1}{2}} \mathcal{L}\overline{\Psi}^{n+\frac{1}{2}} \right). \quad (3.24b)$$

Theorem 3.2. *The scheme 3.2 is unconditionally energy stable, in the sense that*

$$\mathcal{E}(\Psi^{n+1}, s^{n+1}) - \mathcal{E}(\Psi^n, s^n) = -\delta t \left(\mathcal{L}\Psi^{n+\frac{1}{2}}, \overline{\mathcal{N}}_s^{n+\frac{1}{2}} \mathcal{L}\Psi^{n+\frac{1}{2}} \right) - \frac{\delta t}{T} (s^{n+\frac{1}{2}})^2, \quad (3.25)$$

where the modified free energy is defined as

$$\mathcal{E}(\Psi, s) = \frac{1}{2} (\Psi, \mathcal{L}\Psi) - A_0 + \frac{1}{2} s^2. \quad (3.26)$$

Proof. As a matter of fact, we take inner product of (3.24a) with $\delta t \mathcal{L}\Psi^{n+\frac{1}{2}}$ to get

$$\begin{aligned} \frac{1}{2} (\Psi^{n+1}, \mathcal{L}\Psi) - \frac{1}{2} (\Psi^n, \mathcal{L}\Psi^n) = \\ -\delta t \left(\mathcal{L}\Psi^{n+\frac{1}{2}}, \overline{\mathcal{N}}_s^{n+\frac{1}{2}} \mathcal{L}\Psi^{n+\frac{1}{2}} \right) - \delta t s^{n+\frac{1}{2}} e^{\frac{t_{n+1/2}}{T}} \left(\mathcal{L}\Psi^{n+\frac{1}{2}}, \overline{\mathcal{N}}_a^{n+\frac{1}{2}} \mathcal{L}\overline{\Psi}^{n+\frac{1}{2}} \right). \end{aligned} \quad (3.27)$$

Meanwhile, if we take inner product of (3.24b) with $s^{n+\frac{1}{2}}$, we have

$$\frac{1}{2} (s^{n+1})^2 - \frac{1}{2} (s^n)^2 = -\frac{\delta t}{T} (s^{n+\frac{1}{2}})^2 + \delta t s^{n+\frac{1}{2}} e^{\frac{t_{n+1/2}}{T}} \left(\mathcal{L}\Psi^{n+\frac{1}{2}}, \overline{\mathcal{N}}_a^{n+\frac{1}{2}} \mathcal{L}\overline{\Psi}^{n+\frac{1}{2}} \right). \quad (3.28)$$

Adding the two equations (3.27) and (3.28), we end up with

$$\mathcal{E}(\Phi^{n+1}, s^{n+1}) - \mathcal{E}(\Phi^n, s^n) = -\delta t \left(\mathcal{L}\Psi^{n+\frac{1}{2}}, \overline{\mathcal{N}}_s^{n+\frac{1}{2}} \mathcal{L}\Psi^{n+\frac{1}{2}} \right) - \frac{\delta t}{T} (s^{n+\frac{1}{2}})^2. \quad (3.29)$$

This completes the proof. \square

Next, we explain some implementation tricks for the Scheme 3.2. First of all, we solve for $(\Psi^{n+\frac{1}{2}}, s^{n+\frac{1}{2}})$ by re-write the equation of (3.24) as

$$\frac{2}{\delta t} \left(\Psi^{n+\frac{1}{2}} - \Psi^n \right) = -\overline{\mathcal{N}}_s^{n+\frac{1}{2}} \mathcal{L} \Psi^{n+\frac{1}{2}} - s^{n+\frac{1}{2}} e^{\frac{t_{n+1/2}}{T}} \overline{\mathcal{N}}_a^{n+\frac{1}{2}} \mathcal{L} \overline{\Psi}^{n+\frac{1}{2}}, \quad (3.30a)$$

$$\frac{2}{\delta t} \left(s^{n+\frac{1}{2}} - s^n \right) = -\frac{1}{T} s^{n+\frac{1}{2}} + e^{\frac{t_{n+1/2}}{T}} \left(\mathcal{L} \Psi^{n+\frac{1}{2}}, \overline{\mathcal{N}}_a^{n+\frac{1}{2}} \mathcal{L} \overline{\Psi}^{n+\frac{1}{2}} \right). \quad (3.30b)$$

Notice that after proper arrangement, we need to solve the following linear system for each time marching step, as

$$\mathcal{A} \Psi^{n+\frac{1}{2}} = F_1 + s^{n+\frac{1}{2}} F_2, \quad (3.31a)$$

$$s^{n+\frac{1}{2}} = c_n + \left(\mathcal{L} \Psi^{n+\frac{1}{2}}, F_3 \right), \quad (3.31b)$$

where c_n is a constant scalar, and F_1, F_2, F_3 are vectors, and A, B are coefficient matrices that can be calculated as

$$A = \left(\frac{2}{\delta t} + \overline{\mathcal{N}}_s^{n+\frac{1}{2}} \mathcal{L} \right), \quad F_1 = \frac{2}{\delta t} \Psi^n, \quad F_2 = -e^{\frac{t_{n+1/2}}{T}} \overline{\mathcal{N}}_a^{n+\frac{1}{2}} \mathcal{L} \overline{\Psi}^{n+\frac{1}{2}}. \quad (3.32a)$$

$$c_n = \frac{\frac{2}{\delta t}}{\frac{2}{\delta t} + \frac{1}{T}} s^n, \quad F_3 = \frac{e^{\frac{t_{n+1/2}}{T}}}{\frac{2}{\delta t} + \frac{1}{T}} \overline{\mathcal{N}}_a^{n+\frac{1}{2}} \mathcal{L} \overline{\Psi}^{n+\frac{1}{2}}. \quad (3.32b)$$

The goal is to find the solution $\Psi^{n+\frac{1}{2}}$ in (3.31) such that we can obtain $\Psi^{n+1} = 2\Psi^{n+\frac{1}{2}} - \Psi^n$. Given the fact that (3.31) is a linear system, we can write the solution in the form

$$\Psi^{n+\frac{1}{2}} = \Psi_1^{n+\frac{1}{2}} + s^{n+\frac{1}{2}} \Psi_2^{n+\frac{1}{2}}, \quad (3.33)$$

where $\Psi_1^{n+\frac{1}{2}}$ and $\Psi_2^{n+\frac{1}{2}}$ can be derived as

$$\Psi_1^{n+\frac{1}{2}} = \mathcal{A}^{-1} F_1, \quad \Psi_2^{n+\frac{1}{2}} = \mathcal{A}^{-1} F_2, \quad (3.34)$$

i.e., they are the solutions for the two systems $\mathcal{A} \Psi_1^{n+\frac{1}{2}} = F_1$ and $\mathcal{A} \Psi_2^{n+\frac{1}{2}} = F_2$. Meanwhile, we can solve the scalar variable $s^{n+\frac{1}{2}}$ from

$$s^{n+\frac{1}{2}} = c_n + \left(B \Psi_1^{n+\frac{1}{2}}, F_3 \right) + s^{n+\frac{1}{2}} \left(B \Psi_2^{n+\frac{1}{2}}, F_3 \right),$$

from which we can easily obtain the formula

$$s^{n+\frac{1}{2}} = \frac{c_n + \left(\mathcal{L} \Psi_1^{n+\frac{1}{2}}, F_3 \right)}{1 - \left(\mathcal{L} \Psi_2^{n+\frac{1}{2}}, F_3 \right)}. \quad (3.35)$$

The Solution existence and uniqueness will depend on the existence of $s^{n+\frac{1}{2}}$. Roughly, $F_3 = O(\delta t)$, such that $s^{n+\frac{1}{2}}$ is well-defined when δt is not too large. Therefore, we get the final formula for the solution

$$\Psi^{n+\frac{1}{2}} = \Psi_1^{n+\frac{1}{2}} + \frac{c_n + \left(\mathcal{L} \Psi_1^{n+\frac{1}{2}}, F_3 \right)}{1 - \left(\mathcal{L} \Psi_2^{n+\frac{1}{2}}, F_3 \right)} \Psi_2^{n+\frac{1}{2}}, \quad \Psi^{n+1} = 2\Psi^{n+\frac{1}{2}} - \Psi^n. \quad (3.36)$$

where the two intermediate solutions are obtained in (3.34).

4 Applications of the general numerical framework for specific incompressible hydrodynamic models

In this section, we apply the general numerical framework to some specific incompressible hydrodynamic models. Due to space limitation, we only apply the CN Scheme 3.2. The application of the BDF Scheme 3.1 is similar. Thus we omit the details.

4.1 Numerical algorithms for the Cahn-Hilliard-Navier-Stokes equations

For the Cahn-Hilliard-Navier-Stokes equation in (2.13), we introduce the energy quadratization (EQ) notations

$$\mathcal{L}_0 = \begin{bmatrix} \rho & 0 \\ 0 & -\varepsilon^2 \Delta + \gamma_0 \end{bmatrix}, \quad q = \frac{\sqrt{2}}{2}(\phi^2 - 1 - \gamma_0), \quad g(\phi) := \frac{\partial q}{\partial \phi} = \sqrt{2}\phi, \quad (4.1)$$

where $\gamma_0 \geq 0$ is a regularization parameter [4]. The reformulated equations in the Onsager-Q form read as

$$\rho \left(\partial_t \mathbf{u} + B(\mathbf{u}, \mathbf{u}) \right) = -\nabla p + \eta \nabla^2 \mathbf{u} - \phi \nabla \mu, \quad (\mathbf{x}, t) \in \Omega_T, \quad (4.2a)$$

$$\nabla \cdot \mathbf{u} = 0, \quad (\mathbf{x}, t) \in \Omega_T, \quad (4.2b)$$

$$\partial_t \phi + \nabla \cdot (\mathbf{u} \phi) = M \Delta \mu, \quad (\mathbf{x}, t) \in \Omega_T, \quad (4.2c)$$

$$\mu = -\varepsilon^2 \Delta \phi + \gamma_0 \phi + g(\phi) q, \quad (\mathbf{x}, t) \in \Omega_T, \quad (4.2d)$$

$$\partial_t q = g(\phi) \partial_t \phi, \quad (\mathbf{x}, t) \in \Omega_T, \quad (4.2e)$$

with consistent initial conditions. Then, we utilize the reversible-irreversible dynamics (RID) idea in (3.11) to reformulate the equation of (4.2) into

$$\rho \left(\partial_t \mathbf{u} + s e^{\frac{t}{T}} B(\mathbf{u}, \mathbf{u}) \right) = -\nabla p + \eta \nabla^2 \mathbf{u} - s e^{\frac{t}{T}} \phi \nabla \mu, \quad (\mathbf{x}, t) \in \Omega_T, \quad (4.3a)$$

$$\nabla \cdot \mathbf{u} = 0, \quad (\mathbf{x}, t) \in \Omega_T, \quad (4.3b)$$

$$\partial_t \phi + s e^{\frac{t}{T}} \nabla \cdot (\mathbf{u} \phi) = M \Delta \mu, \quad (\mathbf{x}, t) \in \Omega_T, \quad (4.3c)$$

$$\mu = -\varepsilon^2 \Delta \phi + \gamma_0 \phi + g(\phi) q, \quad (\mathbf{x}, t) \in \Omega_T, \quad (4.3d)$$

$$\partial_t q = g(\phi) \partial_t \phi, \quad (\mathbf{x}, t) \in \Omega_T, \quad (4.3e)$$

$$\partial_t s = -\frac{1}{T} s + e^{\frac{t}{T}} \left[\left(\mathbf{u}, B(\mathbf{u}, \mathbf{u}) \right) + \left(\mathbf{u}, \phi \nabla \mu \right) + \left(\mu, \nabla \cdot (\mathbf{u} \phi) \right) \right]. \quad (4.3f)$$

with consistent initial conditions. Afterwards, by plugging the proposed generic numerical schemes to (4.3), we have the following specific numerical scheme.

Scheme 4.1. Given $(\mathbf{u}^n, \phi^n, q^n, s^n)$ and $(\mathbf{u}^{n-1}, \phi^{n-1}, q^{n-1}, s^{n-1})$, we can update $(\mathbf{u}^{n+1}, \phi^{n+1}, q^{n+1}, s^{n+1})$

via the following time-marching scheme

$$\rho \frac{\mathbf{u}^{n+1} - \mathbf{u}^n}{\delta t} + s^{n+\frac{1}{2}} e^{\frac{t_{n+1/2}}{T}} \rho B(\bar{\mathbf{u}}^{n+\frac{1}{2}}, \bar{\mathbf{u}}^{n+\frac{1}{2}}) = -\nabla p + \eta \Delta \mathbf{u}^{n+\frac{1}{2}} - s^{n+\frac{1}{2}} e^{\frac{t_{n+1/2}}{T}} \bar{\phi}^{n+\frac{1}{2}} \nabla \bar{\mu}^{n+\frac{1}{2}}, \quad (4.4a)$$

$$\nabla \cdot \mathbf{u}^{n+1} = 0, \quad (4.4b)$$

$$\frac{\phi^{n+1} - \phi^n}{\delta t} + s^{n+\frac{1}{2}} e^{\frac{t_{n+1/2}}{T}} \nabla \cdot (\bar{\mathbf{u}}^{n+\frac{1}{2}} \bar{\phi}^{n+\frac{1}{2}}) = M \Delta \mu^{n+\frac{1}{2}}, \quad (4.4c)$$

$$\mu^{n+\frac{1}{2}} = -\varepsilon^2 \Delta \phi^{n+\frac{1}{2}} + \gamma_0 \phi^{n+\frac{1}{2}} + q^{n+\frac{1}{2}} g(\bar{\phi}^{n+\frac{1}{2}}), \quad (4.4d)$$

$$\frac{q^{n+1} - q^n}{\delta t} = g(\bar{\phi}^{n+\frac{1}{2}}) \frac{\phi^{n+1} - \phi^n}{\delta t}, \quad (4.4e)$$

$$\begin{aligned} \frac{s^{n+1} - s^n}{\delta t} = & -\frac{1}{T} s^{n+\frac{1}{2}} + e^{\frac{t_{n+1/2}}{T}} \left[\left(\mathbf{u}^{n+\frac{1}{2}}, \rho B(\bar{\mathbf{u}}^{n+\frac{1}{2}}, \bar{\mathbf{u}}^{n+\frac{1}{2}}) + \bar{\phi}^{n+\frac{1}{2}} \nabla \bar{\mu}^{n+\frac{1}{2}} \right) \right. \\ & \left. + \left(\mu^{n+\frac{1}{2}}, \nabla \cdot (\bar{\mathbf{u}}^{n+\frac{1}{2}} \bar{\phi}^{n+\frac{1}{2}}) \right) \right], \end{aligned} \quad (4.4f)$$

$$\nabla \mu^{n+1} \cdot \mathbf{n} = 0, \quad \nabla \phi^{n+1} \cdot \mathbf{n} = 0, \quad \mathbf{u}^{n+1} = 0, \quad \text{on } \partial\Omega. \quad (4.4g)$$

Then, we can easily show the following theorem, as an analogy to Theorem 3.2.

Theorem 4.1. *The scheme 4.1 is unconditionally energy stable, in the sense that*

$$\mathcal{E}(\mathbf{u}^{n+1}, \phi^{n+1}, q^{n+1}, s^{n+1}) - \mathcal{E}(\mathbf{u}^n, \phi^n, q^n, s^n) = -\delta t \left[M \|\nabla \mu^{n+\frac{1}{2}}\|^2 + \eta \|\nabla \mathbf{u}^{n+\frac{1}{2}}\|^2 + \frac{1}{T} (s^{n+\frac{1}{2}})^2 \right], \quad (4.5)$$

where the modified free energy is defined as

$$\mathcal{E}(\mathbf{u}, \phi, q, s) = \frac{\rho}{2} \|\mathbf{u}\|^2 + \frac{\varepsilon^2}{2} \|\nabla \phi\|^2 + \left(\frac{\gamma_0}{2} \phi^2 + \frac{1}{2} q^2, 1 \right) + \frac{1}{2} s^2 - A_0, \quad A_0 = \frac{1}{4} r_0^2 + \frac{r_0}{2}. \quad (4.6)$$

Proof. Notice the Scheme 4.1 is a direct application of Scheme 3.2. The proof is similar to the one for Theorem 3.2. We omit the details. \square

From this specific example, we can observe that the EQ-RID idea can decouple the hydrodynamic variables (\mathbf{u}, p) from the state variable ϕ . We emphasize that the scheme 4.1 can be efficiently solved since the solution procedure has decoupled the velocity field \mathbf{u} and the phase-field variable ϕ . It can be easily observed that the scheme 4.1 only includes solving smaller linear problems in each step. Specifically, it is equivalent to the following decoupled scheme.

Scheme 4.2 (Practice Implementation of Scheme 4.1). After we calculate the previous solutions $(\mathbf{u}^n, \phi^n, q^n, s^n)$ and $(\mathbf{u}^{n-1}, \phi^{n-1}, q^{n-1}, s^{n-1})$, we can update $(\mathbf{u}^{n+1}, \phi^{n+1}, q^{n+1}, s^{n+1})$ via the following time-marching scheme

- Step 1, denote $\mathbf{u}^{n+\frac{1}{2}} = \mathbf{u}_1^{n+\frac{1}{2}} + s^{n+\frac{1}{2}} \mathbf{u}_2^{n+\frac{1}{2}}$, and $\phi^{n+\frac{1}{2}} = \phi_1^{n+\frac{1}{2}} + s^{n+\frac{1}{2}} \phi_2^{n+\frac{1}{2}}$.

- Step 2.1, get $\phi_1^{n+\frac{1}{2}}$ by solving the equation below

$$\frac{2}{\delta t} (\phi_1^{n+\frac{1}{2}} - \phi^n) = M \Delta \mu_1^{n+\frac{1}{2}}, \quad (4.7a)$$

$$\mu_1^{n+\frac{1}{2}} = -\varepsilon^2 \phi_1^{n+\frac{1}{2}} + q^n g(\bar{\phi}^{n+\frac{1}{2}}) + g^2(\bar{\phi}^{n+\frac{1}{2}}) (\phi_1^{n+\frac{1}{2}} - \phi^n), \quad (4.7b)$$

$$\nabla \mu_1^{n+\frac{1}{2}} \cdot \mathbf{n} = 0, \quad \nabla \phi_1^{n+\frac{1}{2}} \cdot \mathbf{n} = 0, \quad \text{on } \partial\Omega. \quad (4.7c)$$

- Step 2.2, get $\phi_2^{n+\frac{1}{2}}$ by solving the equation below

$$\frac{2}{\delta t}\phi_2^{n+\frac{1}{2}} + e^{\frac{t_{n+1/2}}{T}} \nabla \cdot (\bar{\mathbf{u}}^{n+\frac{1}{2}} \bar{\phi}^{n+\frac{1}{2}}) = M \Delta \mu_2^{n+\frac{1}{2}}, \quad (4.8a)$$

$$\mu_2^{n+\frac{1}{2}} = -\varepsilon^2 \Delta \phi_2^{n+\frac{1}{2}} + g^2 (\bar{\phi}^{n+\frac{1}{2}}) \phi_2^{n+\frac{1}{2}}, \quad (4.8b)$$

$$\nabla \mu_2^{n+\frac{1}{2}} \cdot \mathbf{n} = 0, \quad \nabla \phi_2^{n+\frac{1}{2}} \cdot \mathbf{n} = 0, \quad \text{on } \partial\Omega. \quad (4.8c)$$

- Step 2.3, get $\mathbf{u}_1^{n+\frac{1}{2}}$ by solving

$$\frac{\rho}{\delta t} (\mathbf{u}_1^{n+\frac{1}{2}} - \mathbf{u}^n) = -\nabla p + \eta \Delta \mathbf{u}_1^{n+\frac{1}{2}}, \quad (4.9a)$$

$$\nabla \cdot \mathbf{u}_1^{n+\frac{1}{2}} = 0, \quad (4.9b)$$

$$\mathbf{u}_1^{n+\frac{1}{2}} = 0, \quad \text{on } \partial\Omega. \quad (4.9c)$$

- Step 2.4, get $\mathbf{u}_2^{n+\frac{1}{2}}$ by solving

$$\frac{\rho}{\delta t} \mathbf{u}_2^{n+\frac{1}{2}} + e^{\frac{t_{n+1/2}}{T}} B(\bar{\mathbf{u}}^{n+\frac{1}{2}}, \bar{\mathbf{u}}^{n+\frac{1}{2}}) = -\nabla p + \eta \Delta \mathbf{u}_2^{n+\frac{1}{2}} + e^{\frac{t_{n+1/2}}{T}} \bar{\phi}^{n+\frac{1}{2}} \nabla \bar{\mu}^{n+\frac{1}{2}}, \quad (4.10a)$$

$$\nabla \cdot \mathbf{u}_2^{n+\frac{1}{2}} = 0, \quad (4.10b)$$

$$\mathbf{u}_2^{n+\frac{1}{2}} = 0, \quad \text{on } \partial\Omega. \quad (4.10c)$$

- Step 2.5, get $s^{n+\frac{1}{2}}$ by solving the following linear algebra equation

$$\begin{aligned} \frac{s^{n+\frac{1}{2}} - s^n}{2\delta t} = & -\frac{1}{T} s^{n+\frac{1}{2}} + e^{\frac{t_{n+1/2}}{T}} \left[\left(\mathbf{u}_1^{n+\frac{1}{2}} + s^{n+\frac{1}{2}} \mathbf{u}_2^{n+\frac{1}{2}}, \rho B(\bar{\mathbf{u}}^{n+\frac{1}{2}}, \bar{\mathbf{u}}^{n+\frac{1}{2}}) + \bar{\phi}^{n+\frac{1}{2}} \nabla \bar{\mu}^{n+\frac{1}{2}} \right) \right. \\ & \left. + \left(\mu_1^{n+\frac{1}{2}} + s^{n+\frac{1}{2}} \mu_2^{n+\frac{1}{2}}, \nabla \cdot (\bar{\mathbf{u}}^{n+\frac{1}{2}} \bar{\phi}^{n+\frac{1}{2}}) \right) \right]. \quad (4.11) \end{aligned}$$

- Step 3, With the information in Step 2, we can obtain the solution through

$$\mathbf{u}^{n+1} = 2(\mathbf{u}_1^{n+\frac{1}{2}} + s^{n+\frac{1}{2}} \mathbf{u}_2^{n+\frac{1}{2}}) - \mathbf{u}^n, \quad (4.12a)$$

$$\phi^{n+1} = 2(\phi_1^{n+\frac{1}{2}} + s^{n+\frac{1}{2}} \phi_2^{n+\frac{1}{2}}) - \phi^n, \quad (4.12b)$$

$$q^{n+1} = q^n + g(\bar{\phi}^{n+\frac{1}{2}})(\phi^{n+1} - \phi^n), \quad (4.12c)$$

$$s^{n+1} = 2s^{n+\frac{1}{2}} - s^n. \quad (4.12d)$$

Furthermore, we can decouple the velocity field \mathbf{u} and pressure p by embracing the velocity-projection technique in [13]. This leads to the fully decoupled scheme as below.

Scheme 4.3. Given $(\mathbf{u}^n, p^n, \phi^n, q^n, s^n)$ and $(\mathbf{u}^{n-1}, p^{n-1}, \phi^{n-1}, q^{n-1}, s^{n-1})$, we can update the solution at current time $(\mathbf{u}^{n+1}, p^{n+1}, \phi^{n+1}, q^{n+1}, s^{n+1})$ via the following time-marching scheme

$$\rho \frac{\hat{\mathbf{u}}^{n+1} - \mathbf{u}^n}{\delta t} + s^{n+\frac{1}{2}} e^{\frac{t_{n+1/2}}{T}} \rho B(\bar{\mathbf{u}}^{n+\frac{1}{2}}, \bar{\mathbf{u}}^{n+\frac{1}{2}}) = -\nabla p^n + \eta \Delta \hat{\mathbf{u}}^{n+\frac{1}{2}} - s^{n+\frac{1}{2}} e^{\frac{t_{n+1/2}}{T}} \bar{\phi}^{n+\frac{1}{2}} \nabla \bar{\mu}^{n+\frac{1}{2}}, \quad (4.13a)$$

$$\frac{\mathbf{u}^{n+1} - \hat{\mathbf{u}}^{n+1}}{\delta t} = -\frac{1}{2} \nabla (p^{n+1} - p^n), \quad (4.13b)$$

$$\nabla \cdot \mathbf{u}^{n+1} = 0, \quad (4.13c)$$

$$\frac{\phi^{n+1} - \phi^n}{\delta t} + s^{n+\frac{1}{2}} e^{\frac{t_{n+1/2}}{T}} \nabla \cdot (\bar{\mathbf{u}}^{n+\frac{1}{2}} \bar{\phi}^{n+\frac{1}{2}}) = M \Delta \mu^{n+\frac{1}{2}}, \quad (4.13d)$$

$$\mu^{n+\frac{1}{2}} = -\varepsilon^2 \Delta \phi^{n+\frac{1}{2}} + \gamma_0 \phi^{n+\frac{1}{2}} + q^{n+\frac{1}{2}} g(\bar{\phi}^{n+\frac{1}{2}}), \quad (4.13e)$$

$$\frac{q^{n+1} - q^n}{\delta t} = g(\bar{\phi}^{n+\frac{1}{2}}) \frac{\phi^{n+1} - \phi^n}{\delta t}, \quad (4.13f)$$

$$\begin{aligned} \frac{s^{n+1} - s^n}{\delta t} = & -\frac{1}{T} s^{n+\frac{1}{2}} + e^{\frac{t_{n+1/2}}{T}} \left[\left(\hat{\mathbf{u}}^{n+\frac{1}{2}}, \rho B(\bar{\mathbf{u}}^{n+\frac{1}{2}}, \bar{\mathbf{u}}^{n+\frac{1}{2}}) + \bar{\phi}^{n+\frac{1}{2}} \nabla \bar{\mu}^{n+\frac{1}{2}} \right) \right. \\ & \left. + \left(\mu^{n+\frac{1}{2}}, \nabla \cdot (\bar{\mathbf{u}}^{n+\frac{1}{2}} \bar{\phi}^{n+\frac{1}{2}}) \right) \right], \end{aligned} \quad (4.13g)$$

$$\nabla \mu^{n+1} \cdot \mathbf{n} = 0, \quad \nabla \phi^{n+1} \cdot \mathbf{n} = 0, \quad \hat{\mathbf{u}}^{n+1} = 0, \quad \nabla p^{n+1} \cdot \mathbf{n} = 0, \quad \text{on } \partial\Omega. \quad (4.13h)$$

Similarly, we can have the following energy stability theorem.

Theorem 4.2. *The scheme 4.3 is unconditionally energy stable, in the sense that*

$$\begin{aligned} \mathcal{E}(\mathbf{u}^{n+1}, p^{n+1}, \phi^{n+1}, q^{n+1}, s^{n+1}) - \mathcal{E}(\mathbf{u}^n, p^n, \phi^n, q^n, s^n) \\ = -\delta t \left[M \|\nabla \mu^{n+\frac{1}{2}}\|^2 + \eta \|\nabla \hat{\mathbf{u}}^{n+\frac{1}{2}}\|^2 + \frac{1}{T} (s^{n+\frac{1}{2}})^2 \right], \end{aligned} \quad (4.14)$$

where the modified free energy is defined as

$$\mathcal{E}(\mathbf{u}, \phi, q, s) = \frac{\rho}{2} \|\mathbf{u}\|^2 + \frac{\delta t^2}{8\rho} \|\nabla p\|^2 + \frac{\varepsilon^2}{2} \|\nabla \phi\|^2 + \left(\frac{\gamma_0}{2} \phi^2 + \frac{1}{2} q^2, 1 \right) + \frac{1}{2} s^2 - A_0, \quad A_0 = \frac{1}{4} r_0^2 + \frac{r_0}{2}. \quad (4.15)$$

Proof. The proof is similar to the one in Theorem 3.2. The extra modification of the pressure term in the free energy can be found in [13]. We omit the details. \square

Similarly, the Scheme 4.3 can be implemented as below.

Scheme 4.4 (Practice Implementation of Scheme 4.3). Given the solutions in previous time steps $(\mathbf{u}^n, p^n, \phi^n, q^n, s^n)$ and $(\mathbf{u}^{n-1}, p^{n-1}, \phi^{n-1}, q^{n-1}, s^{n-1})$, we update the solution at current time $(\mathbf{u}^{n+1}, p^{n+1}, \phi^{n+1}, q^{n+1}, s^{n+1})$ via the following time-marching scheme

- Step 1, denote $\hat{\mathbf{u}}_1^{n+\frac{1}{2}} = \mathbf{u}_1^{n+\frac{1}{2}} + s^{n+\frac{1}{2}} \mathbf{u}_2^{n+\frac{1}{2}}$, and $\phi^{n+\frac{1}{2}} = \phi_1^{n+\frac{1}{2}} + s^{n+\frac{1}{2}} \phi_2^{n+\frac{1}{2}}$.
- Step 2.1, get $\phi_1^{n+\frac{1}{2}}$ by solving the equation (4.7).
- Step 2.2, get $\phi_2^{n+\frac{1}{2}}$ by solving the equation (4.8).
- Step 2.3, get $\mathbf{u}_1^{n+\frac{1}{2}}$ by solving

$$\frac{\rho}{\delta t} (\mathbf{u}_1^{n+\frac{1}{2}} - \mathbf{u}^n) = -\nabla p^n + \eta \Delta \mathbf{u}_1^{n+\frac{1}{2}}, \quad (4.16a)$$

$$\mathbf{u}_1^{n+\frac{1}{2}} = 0, \quad \text{on } \partial\Omega. \quad (4.16b)$$

- Step 2.4, get $\mathbf{u}_2^{n+\frac{1}{2}}$ by solving

$$\frac{\rho}{\delta t} \mathbf{u}_2^{n+\frac{1}{2}} + e^{\frac{t_{n+1/2}}{T}} B(\bar{\mathbf{u}}^{n+\frac{1}{2}}, \bar{\mathbf{u}}^{n+\frac{1}{2}}) = -\nabla p^n + \eta \Delta \mathbf{u}_2^{n+\frac{1}{2}} + e^{\frac{t_{n+1/2}}{T}} \bar{\phi}^{n+\frac{1}{2}} \nabla \bar{\mu}^{n+\frac{1}{2}}, \quad (4.17a)$$

$$\mathbf{u}_2^{n+\frac{1}{2}} = 0, \text{ on } \partial\Omega. \quad (4.17b)$$

- Step 2.5, get $s^{n+\frac{1}{2}}$ by solving the following linear algebra equation

$$\frac{s^{n+\frac{1}{2}} - s^n}{2\delta t} = -\frac{1}{T} s^{n+\frac{1}{2}} + e^{\frac{t_{n+1/2}}{T}} \left[\left(\mathbf{u}_1^{n+\frac{1}{2}} + s^{n+\frac{1}{2}} \mathbf{u}_2^{n+\frac{1}{2}}, \rho B(\bar{\mathbf{u}}^{n+\frac{1}{2}}, \bar{\mathbf{u}}^{n+\frac{1}{2}}) + \bar{\phi}^{n+\frac{1}{2}} \nabla \bar{\mu}^{n+\frac{1}{2}} \right) + \left(\mu_1^{n+\frac{1}{2}} + s^{n+\frac{1}{2}} \mu_2^{n+\frac{1}{2}}, \nabla \cdot (\bar{\mathbf{u}}^{n+\frac{1}{2}} \bar{\phi}^{n+\frac{1}{2}}) \right) \right]. \quad (4.18)$$

- Step 3, with the information in Step 2, we update the solution through

$$\phi^{n+1} = 2(\phi_1^{n+\frac{1}{2}} + s^{n+\frac{1}{2}} \phi_2^{n+\frac{1}{2}}) - \phi^n, \quad (4.19a)$$

$$q^{n+1} = q^n + g(\bar{\phi}^{n+\frac{1}{2}})(\phi^{n+1} - \phi^n), \quad (4.19b)$$

$$s^{n+1} = 2s^{n+\frac{1}{2}} - s^n. \quad (4.19c)$$

With $\hat{\mathbf{u}}^{n+1} = 2(\mathbf{u}_1^{n+\frac{1}{2}} + s^{n+\frac{1}{2}} \mathbf{u}_2^{n+\frac{1}{2}}) - \mathbf{u}^n$, we get $(\mathbf{u}^{n+1}, p^{n+1})$ via

$$\frac{1}{\delta t} (\mathbf{u}^{n+1} - \hat{\mathbf{u}}^{n+1}) = -\frac{1}{2} \nabla (\mathbf{p}^{n+1} - \mathbf{p}^n), \quad (4.20a)$$

$$\nabla \cdot \mathbf{u}^{n+1} = 0. \quad (4.20b)$$

4.2 Numerical algorithms for the hydrodynamic Ericksen-Leslie model

Next, we apply the general numerical framework on the the nematic liquid crystal model in (2.18). Specifically, we introduce the energy quadratization (EQ) notations:

$$\mathcal{L}_0 = \begin{bmatrix} \rho & 0 \\ 0 & -K\Delta + \gamma_0 \end{bmatrix}, \quad q = \frac{1}{\sqrt{2}\varepsilon} (|\mathbf{p}|^2 - 1 - \varepsilon^2 \gamma_0), \quad g(\mathbf{p}) := \frac{\partial q}{\partial \mathbf{p}} = \frac{\sqrt{2}}{\varepsilon} \mathbf{p}, \quad (4.21)$$

where γ_0 is a regularization parameter [4]. According to (3.6), we have the Onsager-Q form

$$\frac{\rho}{\delta t} (\partial_t \mathbf{u} + B(\mathbf{u}, \mathbf{u})) = -\nabla p + \eta \Delta \mathbf{u} + \nabla \cdot \left(\frac{1}{2} (\mathbf{p}\mathbf{h} - \mathbf{h}\mathbf{p}) - \frac{a}{2} (\mathbf{p}\mathbf{h} + \mathbf{h}\mathbf{p}) \right) - \mathbf{h} \nabla \mathbf{p}, \quad (4.22a)$$

$$\nabla \cdot \mathbf{u} = 0, \quad (4.22b)$$

$$\partial_t \mathbf{p} + \mathbf{u} \cdot \nabla \mathbf{p} - \mathbf{W} \cdot \mathbf{p} - a \mathbf{D} \cdot \mathbf{p} = M \mathbf{h}, \quad (4.22c)$$

$$\mathbf{h} = K \Delta \mathbf{p} - \gamma_0 \mathbf{p} - q g(\mathbf{p}), \quad (4.22d)$$

$$\partial_t q = g(\mathbf{p}) \cdot \partial_t \mathbf{p}, \quad (4.22e)$$

with consistent initial condition for q . Then, based on the generic form of reversible-irreversible dynamics (RID) idea in (3.11), we can reformulate (4.22) into

$$\rho(\partial_t \mathbf{u} + se^{\frac{t}{T}} B(\mathbf{u}, \mathbf{u})) = -\nabla p + \eta \Delta \mathbf{u} + se^{\frac{t}{T}} \left[\nabla \cdot \left(\frac{1}{2} (\mathbf{p}\mathbf{h} - \mathbf{h}\mathbf{p}) - \frac{a}{2} (\mathbf{p}\mathbf{h} + \mathbf{h}\mathbf{p}) \right) - \mathbf{h} \nabla \mathbf{p} \right], \quad (4.23a)$$

$$\nabla \cdot \mathbf{u} = 0, \quad (4.23b)$$

$$\partial_t \mathbf{p} + se^{\frac{t}{T}} \left[\mathbf{u} \cdot \nabla \mathbf{p} - \mathbf{W} \cdot \mathbf{p} - a \mathbf{D} \cdot \mathbf{p} \right] = M \mathbf{h}, \quad (4.23c)$$

$$\mathbf{h} = K \Delta \mathbf{p} - \gamma_0 \mathbf{p} - q g(\mathbf{p}), \quad (4.23d)$$

$$\partial_t q = g(\mathbf{p}) \cdot \partial_t \mathbf{p}, \quad (4.23e)$$

$$\begin{aligned} \partial_t s = & -\frac{1}{T} s + e^{\frac{t}{T}} \left[\left(\mathbf{u} \cdot \rho B(\mathbf{u}, \mathbf{u}) - \nabla \cdot \left(\frac{1}{2} (\mathbf{p}\mathbf{h} - \mathbf{h}\mathbf{p}) - \frac{a}{2} (\mathbf{p}\mathbf{h} + \mathbf{h}\mathbf{p}) \right) + \mathbf{h} \nabla \mathbf{p} \right) \right. \\ & \left. + \left(-\mathbf{h}, \mathbf{u} \cdot \nabla \mathbf{p} - \mathbf{W} \cdot \mathbf{p} - a \mathbf{D} \cdot \mathbf{p} \right) \right]. \end{aligned} \quad (4.23f)$$

With the reformulation in (4.23), we can plug it into the general decoupled Scheme 3.2. Hence, the scheme for the Ericksen-Leslie model of nematic liquid crystal flow is given as

Scheme 4.5. After we calculate the solutions $(\mathbf{u}^n, \mathbf{p}^n, q^n, s^n)$ and $(\mathbf{u}^{n-1}, \mathbf{p}^{n-1}, q^{n-1}, s^{n-1})$, we can update $(\mathbf{u}^{n+1}, \mathbf{p}^{n+1}, q^{n+1}, s^{n+1})$ via the following scheme

$$\begin{aligned} \frac{\rho}{\delta t} (\mathbf{u}^{n+1} - \mathbf{u}^n) + s^{n+\frac{1}{2}} e^{\frac{t_{n+1/2}}{T}} B(\bar{\mathbf{u}}^{n+1/2}, \bar{\mathbf{u}}^{n+1/2}) = & -\nabla p + \eta \Delta \mathbf{u}^{n+\frac{1}{2}} + s^{n+\frac{1}{2}} e^{\frac{t_{n+1/2}}{T}} \\ & \left[\nabla \cdot \left(\frac{1}{2} (\bar{\mathbf{p}}^{n+\frac{1}{2}} \bar{\mathbf{h}}^{n+\frac{1}{2}} - \bar{\mathbf{h}}^{n+\frac{1}{2}} \bar{\mathbf{p}}^{n+\frac{1}{2}}) - \frac{a}{2} (\bar{\mathbf{p}}^{n+\frac{1}{2}} \bar{\mathbf{h}}^{n+\frac{1}{2}} + \bar{\mathbf{h}}^{n+\frac{1}{2}} \bar{\mathbf{p}}^{n+\frac{1}{2}}) - \bar{\mathbf{h}}^{n+\frac{1}{2}} \nabla \bar{\mathbf{p}}^{n+\frac{1}{2}} \right] \right], \end{aligned} \quad (4.24a)$$

$$\nabla \cdot \mathbf{u}^{n+\frac{1}{2}} = 0, \quad (4.24b)$$

$$\frac{1}{\delta t} (\mathbf{p}^{n+1} - \mathbf{p}^n) + s^{n+\frac{1}{2}} e^{\frac{t_{n+1/2}}{T}} \left[\bar{\mathbf{u}}^{n+\frac{1}{2}} \cdot \nabla \bar{\mathbf{p}}^{n+\frac{1}{2}} - \bar{\mathbf{W}}^{n+\frac{1}{2}} \cdot \bar{\mathbf{p}}^{n+\frac{1}{2}} - a \bar{\mathbf{D}}^{n+\frac{1}{2}} \cdot \bar{\mathbf{p}}^{n+\frac{1}{2}} \right] = M \mathbf{h}^{n+\frac{1}{2}}, \quad (4.24c)$$

$$\mathbf{h}^{n+\frac{1}{2}} = K \Delta \mathbf{p}^{n+\frac{1}{2}} - \gamma_0 \mathbf{p}^{n+\frac{1}{2}} - q^{n+\frac{1}{2}} g(\bar{\mathbf{p}}^{n+\frac{1}{2}}), \quad (4.24d)$$

$$\frac{1}{\delta t} (q^{n+1} - q^n) = g(\bar{\mathbf{p}}^{n+\frac{1}{2}}) \cdot \frac{1}{\delta t} (\mathbf{p}^{n+1} - \mathbf{p}^n), \quad (4.24e)$$

$$\begin{aligned} \frac{1}{\delta t} (s^{n+1} - s^n) = & -\frac{1}{T} s^{n+\frac{1}{2}} + e^{\frac{t_{n+1/2}}{T}} \left[\left(\mathbf{u}^{n+\frac{1}{2}} \cdot \rho B(\bar{\mathbf{u}}^{n+\frac{1}{2}}, \bar{\mathbf{u}}^{n+\frac{1}{2}}) \right) \right. \\ & - \left(\mathbf{h}^{n+\frac{1}{2}}, \bar{\mathbf{u}}^{n+\frac{1}{2}} \cdot \nabla \bar{\mathbf{p}}^{n+\frac{1}{2}} - (\bar{\mathbf{W}}^{n+\frac{1}{2}} + a \bar{\mathbf{D}}^{n+\frac{1}{2}}) \cdot \bar{\mathbf{p}}^{n+\frac{1}{2}} \right) \\ & \left. + \left(\mathbf{u}^{n+\frac{1}{2}}, -\nabla \cdot \left(\frac{1}{2} (\bar{\mathbf{p}}^{n+\frac{1}{2}} \bar{\mathbf{h}}^{n+\frac{1}{2}} - \bar{\mathbf{h}}^{n+\frac{1}{2}} \bar{\mathbf{p}}^{n+\frac{1}{2}}) - \frac{a}{2} (\bar{\mathbf{p}}^{n+\frac{1}{2}} \bar{\mathbf{h}}^{n+\frac{1}{2}} + \bar{\mathbf{h}}^{n+\frac{1}{2}} \bar{\mathbf{p}}^{n+\frac{1}{2}}) \right) + \bar{\mathbf{h}}^{n+\frac{1}{2}} \nabla \bar{\mathbf{p}}^{n+\frac{1}{2}} \right) \right], \end{aligned} \quad (4.24f)$$

$$\mathbf{u}^{n+1} = 0, \quad \nabla \mathbf{p}^{n+1} \cdot \mathbf{n} = 0, \quad \text{on } \partial\Omega. \quad (4.24g)$$

With the proposed Scheme 4.5 for the Ericksen-Leslie model, we have the following energy stable property.

Theorem 4.3. *The scheme 4.5 is unconditionally energy stable, in the sense that*

$$\mathcal{E}(\mathbf{u}^{n+1}, \mathbf{p}^{n+1}, q^{n+1}, s^{n+1}) - \mathcal{E}(\mathbf{u}^n, \mathbf{p}^n, q^n, s^n) = -\delta t \left[M \|\mathbf{h}^{n+\frac{1}{2}}\|^2 + \eta \|\nabla \mathbf{u}^{n+\frac{1}{2}}\|^2 + \frac{1}{T} (s^{n+\frac{1}{2}})^2 \right], \quad (4.25)$$

where the modified free energy is defined as

$$\mathcal{E}(\mathbf{u}, \mathbf{p}, q, s) = \frac{\rho}{2} \|\mathbf{u}\|^2 + \frac{K}{2} \|\nabla \mathbf{p}\|^2 + \left(\frac{\gamma_0}{2} \mathbf{p}^2 + \frac{1}{2} q^2, 1 \right) + \frac{1}{2} s^2 - A_0, \quad A_0 = \frac{\varepsilon^2 \gamma_0^2}{4} + \frac{\gamma_0}{2}. \quad (4.26)$$

Proof. Given this is a direct application of the general scheme 3.2, the proof is similar to the proof for Theorem 3.2. We thus omit the details. \square

Furthermore, by utilizing the velocity projection idea, we can decouple the velocity field and pressure. Eventually, we come up with the fully decoupled scheme as follows.

Scheme 4.6. Given $(\mathbf{u}^n, \mathbf{p}^n, q^n, s^n)$ and $(\mathbf{u}^{n-1}, \mathbf{p}^{n-1}, q^{n-1}, s^{n-1})$, we can update $(\mathbf{u}^{n+1}, \mathbf{p}^{n+1}, q^{n+1}, s^{n+1})$ via the following scheme

$$\begin{aligned} \frac{\rho}{\delta t}(\hat{\mathbf{u}}^{n+1} - \mathbf{u}^n) + s^{n+\frac{1}{2}} e^{\frac{t_{n+1/2}}{T}} B(\bar{\mathbf{u}}^{n+1/2}, \bar{\mathbf{u}}^{n+1/2}) &= -\nabla p + \eta \Delta \hat{\mathbf{u}}^{n+\frac{1}{2}} + s^{n+\frac{1}{2}} e^{\frac{t_{n+1/2}}{T}} \\ &\left[\nabla \cdot \left(\frac{1}{2}(\bar{\mathbf{p}}^{n+\frac{1}{2}} \bar{\mathbf{h}}^{n+\frac{1}{2}} - \bar{\mathbf{h}}^{n+\frac{1}{2}} \bar{\mathbf{p}}^{n+\frac{1}{2}}) - \frac{a}{2}(\bar{\mathbf{p}}^{n+\frac{1}{2}} \bar{\mathbf{h}}^{n+\frac{1}{2}} + \bar{\mathbf{h}}^{n+\frac{1}{2}} \bar{\mathbf{p}}^{n+\frac{1}{2}}) - \bar{\mathbf{h}}^{n+\frac{1}{2}} \nabla \bar{\mathbf{p}}^{n+\frac{1}{2}} \right], \end{aligned} \quad (4.27a)$$

$$\rho \frac{\mathbf{u}^{n+1} - \hat{\mathbf{u}}^{n+1}}{\delta t} = -\frac{1}{2} \nabla (p^{n+1} - p^n), \quad (4.27b)$$

$$\nabla \cdot \mathbf{u}^{n+\frac{1}{2}} = 0, \quad (4.27c)$$

$$\frac{1}{\delta t}(\mathbf{p}^{n+1} - \mathbf{p}^n) + s^{n+\frac{1}{2}} e^{\frac{t_{n+1/2}}{T}} \left[\bar{\mathbf{u}}^{n+\frac{1}{2}} \cdot \nabla \bar{\mathbf{p}}^{n+\frac{1}{2}} - \bar{\mathbf{W}}^{n+\frac{1}{2}} \cdot \bar{\mathbf{p}}^{n+\frac{1}{2}} - a \bar{\mathbf{D}}^{n+\frac{1}{2}} \cdot \bar{\mathbf{p}}^{n+\frac{1}{2}} \right] = M \mathbf{h}^{n+\frac{1}{2}}, \quad (4.27d)$$

$$\mathbf{h}^{n+\frac{1}{2}} = K \Delta \mathbf{p}^{n+\frac{1}{2}} - \gamma_0 \mathbf{p}^{n+\frac{1}{2}} - q^{n+\frac{1}{2}} g(\bar{\mathbf{p}}^{n+\frac{1}{2}}), \quad (4.27e)$$

$$\frac{1}{\delta t}(q^{n+1} - q^n) = g(\bar{\mathbf{p}}^{n+\frac{1}{2}}) \cdot \frac{1}{\delta t}(\mathbf{p}^{n+1} - \mathbf{p}^n), \quad (4.27f)$$

$$\begin{aligned} \frac{1}{\delta t}(s^{n+1} - s^n) &= -\frac{1}{T} s^{n+\frac{1}{2}} + e^{\frac{t_{n+1/2}}{T}} \left[\left(\mathbf{u}^{n+\frac{1}{2}}, \rho B(\bar{\mathbf{u}}^{n+\frac{1}{2}}, \bar{\mathbf{u}}^{n+\frac{1}{2}}) \right) \right. \\ &- \left(\mathbf{h}^{n+\frac{1}{2}}, \bar{\mathbf{u}}^{n+\frac{1}{2}} \cdot \nabla \bar{\mathbf{p}}^{n+\frac{1}{2}} - (\bar{\mathbf{W}}^{n+\frac{1}{2}} + a \bar{\mathbf{D}}^{n+\frac{1}{2}}) \cdot \bar{\mathbf{p}}^{n+\frac{1}{2}} \right) + \left(\hat{\mathbf{u}}^{n+\frac{1}{2}}, \right. \\ &- \left. \nabla \cdot \left(\frac{1}{2}(\bar{\mathbf{p}}^{n+\frac{1}{2}} \bar{\mathbf{h}}^{n+\frac{1}{2}} - \bar{\mathbf{h}}^{n+\frac{1}{2}} \bar{\mathbf{p}}^{n+\frac{1}{2}}) - \frac{a}{2}(\bar{\mathbf{p}}^{n+\frac{1}{2}} \bar{\mathbf{h}}^{n+\frac{1}{2}} + \bar{\mathbf{h}}^{n+\frac{1}{2}} \bar{\mathbf{p}}^{n+\frac{1}{2}}) + \bar{\mathbf{h}}^{n+\frac{1}{2}} \nabla \bar{\mathbf{p}}^{n+\frac{1}{2}} \right) \right], \end{aligned} \quad (4.27g)$$

$$\hat{\mathbf{u}}^{n+1} = 0, \quad \nabla p^{n+1} \cdot \mathbf{n} = 0, \quad \nabla \mathbf{p}^{n+1} \cdot \mathbf{n} = \mathbf{0}, \quad \text{on } \partial \Omega. \quad (4.27h)$$

Theorem 4.4. *The scheme 4.6 is unconditionally energy stable, in the sense that*

$$\begin{aligned} \mathcal{E}(\mathbf{u}^{n+1}, p^{n+1}, \mathbf{p}^{n+1}, q^{n+1}, s^{n+1}) - \mathcal{E}(\mathbf{u}^n, p^n, \mathbf{p}^n, q^n, s^n) \\ = -\delta t \left[M \|\mathbf{h}^{n+\frac{1}{2}}\|^2 + \eta \|\nabla \mathbf{u}^{n+\frac{1}{2}}\|^2 + \frac{1}{T} (s^{n+\frac{1}{2}})^2 \right], \end{aligned} \quad (4.28)$$

where the modified free energy is defined as

$$\mathcal{E}(\mathbf{u}, p, \mathbf{p}, q, s) = \frac{\rho}{2} \|\mathbf{u}\|^2 + \frac{\delta t^2}{8\rho} \|\nabla p\|^2 + \frac{K}{2} \|\nabla \mathbf{p}\|^2 + \left(\frac{\gamma_0}{2} \mathbf{p}^2 + \frac{1}{2} q^2, 1 \right) + \frac{1}{2} s^2 - A_0, \quad A_0 = \frac{\varepsilon^2 \gamma_0^2}{4} + \frac{\gamma_0}{2}. \quad (4.29)$$

Proof. We thus omit the details of the proof since it is similar to before. \square

We emphasize that the Schemes 4.5 and 4.6 can be practically solved following the idea in previous sub-section. To save the space, we only briefly explain how Scheme 4.6 can be effectively implemented. Notice the fact

$$q^{n+\frac{1}{2}} = q^n + g(\bar{\mathbf{p}}^{n+\frac{1}{2}}) \cdot (\mathbf{p}^{n+\frac{1}{2}} - \mathbf{p}^n). \quad (4.30)$$

Plugging it into the expression for $\mathbf{h}^{n+\frac{1}{2}}$ provides us

$$\mathbf{h}^{n+\frac{1}{2}} = K \Delta \mathbf{p}^{n+\frac{1}{2}} - \gamma_0 \mathbf{p}^{n+\frac{1}{2}} - \left[q^n + g(\bar{\mathbf{p}}^{n+\frac{1}{2}}) \cdot (\mathbf{p}^{n+\frac{1}{2}} - \mathbf{p}^n) \right] g(\bar{\mathbf{p}}^{n+\frac{1}{2}}). \quad (4.31)$$

With this in mind, we can implement Scheme 4.6 as follows.

Scheme 4.7 (Practical Implementation for Scheme 4.6). After calculating the solutions in previous times $(\mathbf{u}^n, p^n, \mathbf{p}^n, q^n, s^n)$ and $(\mathbf{u}^{n-1}, p^{n-1}, \mathbf{p}^{n-1}, q^{n-1}, s^{n-1})$, we can update the next time step $(\mathbf{u}^{n+1}, p^{n+1}, \mathbf{p}^{n+1}, q^{n+1}, s^{n+1})$ via the following time-marching scheme

- Step 1, denote $\hat{\mathbf{u}}^{n+\frac{1}{2}} = \mathbf{u}_1^{n+\frac{1}{2}} + s^{n+\frac{1}{2}} \mathbf{u}_2^{n+\frac{1}{2}}$, and $\mathbf{p}^{n+\frac{1}{2}} = \mathbf{p}_1^{n+\frac{1}{2}} + s^{n+\frac{1}{2}} \mathbf{p}_2^{n+\frac{1}{2}}$.
- Step 2.1, get $\mathbf{p}_1^{n+\frac{1}{2}}$ by solving the equation below

$$\frac{2}{\delta t} (\mathbf{p}_1^{n+\frac{1}{2}} - \mathbf{p}^n) = M \mathbf{h}_1^{n+\frac{1}{2}}, \quad (4.32a)$$

$$\mathbf{h}_1^{n+\frac{1}{2}} = K \Delta \mathbf{p}_1^{n+\frac{1}{2}} - \gamma_0 \mathbf{p}_1^{n+\frac{1}{2}} - \left[q^n + g(\bar{\mathbf{p}}^{n+\frac{1}{2}}) \cdot (\mathbf{p}_1^{n+\frac{1}{2}} - \mathbf{p}^n) \right] g(\bar{\mathbf{p}}^{n+\frac{1}{2}}), \quad (4.32b)$$

$$\nabla \mathbf{p}_1^{n+\frac{1}{2}} \cdot \mathbf{n} = \mathbf{0}, \text{ on } \partial\Omega. \quad (4.32c)$$

- Step 2.2, get $\mathbf{p}_2^{n+\frac{1}{2}}$ by solving the equation below

$$\frac{2}{\delta t} \mathbf{p}_2^{n+\frac{1}{2}} + e^{\frac{t_{n+1/2}}{T}} \bar{\mathbf{u}}^{n+\frac{1}{2}} \cdot \nabla \bar{\mathbf{p}}^{n+\frac{1}{2}} - e^{\frac{t_{n+1/2}}{T}} (\bar{\mathbf{W}}^{n+\frac{1}{2}} + a \bar{\mathbf{D}}^{n+\frac{1}{2}}) \cdot \bar{\mathbf{p}}^{n+\frac{1}{2}} = M \mathbf{h}_2^{n+\frac{1}{2}}, \quad (4.33a)$$

$$\mathbf{h}_2^{n+\frac{1}{2}} = K \Delta \mathbf{p}_2^{n+\frac{1}{2}} - \gamma_0 \mathbf{p}_2^{n+\frac{1}{2}} - \left[g(\bar{\mathbf{p}}^{n+\frac{1}{2}}) \cdot \mathbf{p}_2^{n+\frac{1}{2}} \right] g(\bar{\mathbf{p}}^{n+\frac{1}{2}}), \quad (4.33b)$$

$$\nabla \mathbf{p}_2^{n+\frac{1}{2}} \cdot \mathbf{n} = \mathbf{0}, \text{ on } \partial\Omega. \quad (4.33c)$$

- Step 2.3, get $\mathbf{u}_1^{n+\frac{1}{2}}$ by solving

$$\frac{\rho}{\delta t} (\mathbf{u}_1^{n+\frac{1}{2}} - \mathbf{u}^n) = -\nabla p^n + \eta \Delta \mathbf{u}_1^{n+\frac{1}{2}}, \quad (4.34a)$$

$$\mathbf{u}_1^{n+\frac{1}{2}} = \mathbf{0}, \text{ on } \partial\Omega. \quad (4.34b)$$

- Step 2.4, get $\mathbf{u}_2^{n+\frac{1}{2}}$ by solving

$$\frac{\rho}{\delta t} \mathbf{u}_2^{n+\frac{1}{2}} + e^{\frac{t_{n+1/2}}{T}} B(\bar{\mathbf{u}}^{n+\frac{1}{2}}, \bar{\mathbf{u}}^{n+\frac{1}{2}}) = -\nabla p^n + \eta \Delta \mathbf{u}_2^{n+\frac{1}{2}} - e^{\frac{t_{n+1/2}}{T}} \bar{\mathbf{h}}^{n+\frac{1}{2}} \nabla \bar{\mathbf{p}}^{n+\frac{1}{2}} \quad (4.35a)$$

$$+ e^{\frac{t_{n+1/2}}{T}} \nabla \cdot \left[\frac{1}{2} (\bar{\mathbf{p}}^{n+\frac{1}{2}} \bar{\mathbf{h}}^{n+\frac{1}{2}} - \bar{\mathbf{h}}^{n+\frac{1}{2}} \bar{\mathbf{p}}^{n+\frac{1}{2}}) - \frac{a}{2} (\bar{\mathbf{p}}^{n+\frac{1}{2}} \bar{\mathbf{h}}^{n+\frac{1}{2}} + \bar{\mathbf{h}}^{n+\frac{1}{2}} \bar{\mathbf{p}}^{n+\frac{1}{2}}) \right],$$

$$\mathbf{u}_2^{n+\frac{1}{2}} = \mathbf{0}, \text{ on } \partial\Omega. \quad (4.35b)$$

- Step 2.5, get $s^{n+\frac{1}{2}}$ by solving the following linear algebra equation

$$\begin{aligned} \frac{s^{n+\frac{1}{2}} - s^n}{2\delta t} = & -\frac{1}{T} s^{n+\frac{1}{2}} + e^{\frac{t_{n+1/2}}{T}} \left[\left(\mathbf{u}_1^{n+\frac{1}{2}} + s^{n+\frac{1}{2}} \mathbf{u}_2^{n+\frac{1}{2}}, \quad \rho B(\bar{\mathbf{u}}^{n+\frac{1}{2}}, \bar{\mathbf{u}}^{n+\frac{1}{2}}) + \bar{\mathbf{h}}^{n+\frac{1}{2}} \nabla \bar{\mathbf{p}}^{n+\frac{1}{2}} \right. \right. \\ & - \nabla \cdot \left(\frac{1}{2} (\bar{\mathbf{p}}^{n+\frac{1}{2}} \bar{\mathbf{h}}^{n+\frac{1}{2}} - \bar{\mathbf{h}}^{n+\frac{1}{2}} \bar{\mathbf{p}}^{n+\frac{1}{2}}) - \frac{a}{2} (\bar{\mathbf{p}}^{n+\frac{1}{2}} \bar{\mathbf{h}}^{n+\frac{1}{2}} + \bar{\mathbf{h}}^{n+\frac{1}{2}} \bar{\mathbf{p}}^{n+\frac{1}{2}}) \right) \\ & \left. \left. - \left(\mathbf{h}_1^{n+\frac{1}{2}} + s^{n+\frac{1}{2}} \mathbf{h}_2^{n+\frac{1}{2}}, \quad \bar{\mathbf{u}}^{n+\frac{1}{2}} \cdot \nabla \bar{\mathbf{p}}^{n+\frac{1}{2}} - (\bar{\mathbf{W}}^{n+\frac{1}{2}} + a \bar{\mathbf{D}}^{n+\frac{1}{2}}) \cdot \bar{\mathbf{p}}^{n+\frac{1}{2}} \right) \right]. \quad (4.36) \end{aligned}$$

- Step 3, With the information in Step 2, we can obtain the solution $(\mathbf{p}^{n+1}, q^{n+1}, s^{n+1})$ through the following update

$$\mathbf{p}^{n+1} = 2(\mathbf{p}_1^{n+\frac{1}{2}} + s^{n+\frac{1}{2}} \mathbf{p}_2^{n+\frac{1}{2}}) - \mathbf{p}^n, \quad (4.37a)$$

$$q^{n+1} = q^n + g(\bar{\mathbf{p}}^{n+\frac{1}{2}}) \cdot (\mathbf{p}^{n+1} - \mathbf{p}^n), \quad (4.37b)$$

$$s^{n+1} = 2s^{n+\frac{1}{2}} - s^n. \quad (4.37c)$$

And, bu noticing $\hat{\mathbf{u}}^{n+1} = 2(\mathbf{u}_1^{n+\frac{1}{2}} + s^{n+\frac{1}{2}} \mathbf{u}_2^{n+\frac{1}{2}}) - \mathbf{u}^n$, we get $(\mathbf{u}^{n+1}, p^{n+1})$ via

$$\frac{1}{\delta t}(\mathbf{u}^{n+1} - \hat{\mathbf{u}}^{n+1}) = -\frac{1}{2} \nabla(\mathbf{p}^{n+1} - \mathbf{p}^n), \quad (4.38a)$$

$$\nabla \cdot \mathbf{u}^{n+1} = 0. \quad (4.38b)$$

We emphasize that the scheme 4.7 is equivalent to the scheme 4.6. And it is a practical implementation. From scheme 4.7, we see that the hydrodynamic variable \mathbf{u} and the state variable \mathbf{p} are decoupled so that only a few smaller linear systems shall be solved at each time marching step. This significantly reduces computational costs. In addition, the scheme is easy to implement.

5 Numerical results

In the rest of this section, we implement the full decoupled schemes, i.e., Scheme 4.4 and Scheme 4.7, since they are most computationally efficient. Then we calculate several benchmark problems to test the accuracy and effectiveness of the proposed numerical schemes. We point out that the velocity-projection-inspired preconditioner [10] can be used to effectively solve the coupled system for velocity and pressure field, such as (4.7) and (4.8). Thus, the Scheme 4.2 and Scheme 4.5 can also be effectively solved.

Notice the proposed general numerical framework focuses on temporal discretization. Structure-preserving spatial discretization, such as the Galerkin-type finite element method that preserves integration by parts and finite difference method that preserves summation by parts, can be utilized to obtain the full discrete schemes. In this paper, we use the structure preserving finite difference method, following our previous work [8]. We point out that there is no particular restriction on the convection terms' discretization, given that they are treated explicitly and have no contribution to energy dissipation. We thus use the WENO-type spatial discretization [29] for the convection terms.

5.1 Numerical examples for the Cahn-Hilliard-Navier-Stokes equations

In this section, we use Scheme 4.4 to calculate several numerical examples for the Cahn-Hilliard-Navier-Stokes system in (2.13). In particular, to be general, we consider periodic boundary conditions in the x -direction and physical boundary conditions in y -direction.

First of all, we verify the Scheme 4.4 (or Scheme 4.3) is second-order accuracy in time. We pick the domain $\Omega = [0, 1]^2$, and parameters $\rho = 1$, $\eta = 1$, $\varepsilon = 10^{-2}$, and $\gamma_0 = 0$. Then we fix spatial meshes as 128^2 , $T = 1$, and use various time steps $\delta t_n = 10^{-2} \times \frac{1}{2^k}$, $k = 0, 1, 2, \dots$. Given the real solution is unknown, we calculate the errors as the difference between the numerical solution and the adjacent numerical solution with finer time step. The l^2 errors and l_∞ errors are summarized in Figure 5.1. We observe that the proposed numerical scheme has second-order temporal accuracy in deed.

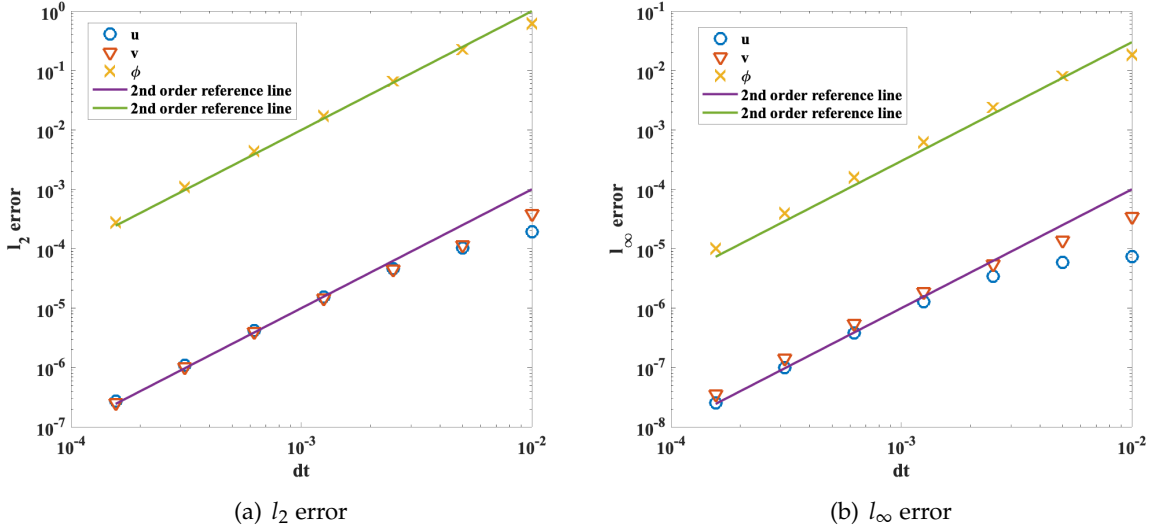


Figure 5.1: Time step mesh-refinement for Scheme 4.4. This figure shows that Scheme 4.4 is second-order accurate in both the l_2 norm and l_∞ norm.

Next, we use Scheme 4.4 to conduct several benchmark simulations. In the first simulation, we consider the domain $\Omega = [0, L_x] \times [0, L_y]$ with $L_x = L_y = 2$, parameters are chosen as $\rho = 1$, $\eta = 1$, $\varepsilon = 0.01$, $\gamma_0 = 0$, $T = 100$, and choose a random initial condition as

$$\phi(x, y, t = 0) = 0.9\left(\frac{y}{L_y} - 0.5\right) + 10^{-3} \text{rand}(-1, 1), \quad (x, y) \in \Omega.$$

In the implementation we use meshes 256^2 and time step $\delta t = 0.005$. The evolution of the phase-field variable ϕ is summarized in Figure 5.2. We observe that spinodal decomposition takes more effect when the volume fraction of two phases is similar, saying in the middle of the domain. Meanwhile, the nucleation takes more effect when the volume fractions of each phase differ dramatically. This agrees well with the results in the literature.

In addition, we further visualize the energy evolution $\mathcal{E}(t)$ and the numerical solution for $s(t)$. These are summarized in Figure 5.3, highlighting the accuracy and energy stable property of Scheme 4.4 on solving the Cahn-Hilliard-Navier-Stokes equations.

In the second example, we use Scheme 4.4 to investigate the Ostwald ripening dynamics. Here we choose an initial condition that contains several drops, but with different radii. A similar problem has been used as a benchmark problem for the Cahn-Hilliard equation in [5]. Here we choose the domain $\Omega = [0, 1]^2$, and parameters $\rho = 1$, $\eta = 1$, $\varepsilon = 0.01$, $T = 100$. In the implementation, we use 256^2 meshes and the time step $\delta = 0.005$. The numerical results are summarized in Figure 5.4, where the Ostwald ripening dynamics are observed.

5.2 Numerical examples for the Ericksen-Leslie liquid crystal models

In this sub-section, we use the fully decoupled scheme 4.6 or 4.7 to investigate the Ericksen-Leslie hydrodynamic model for the nematic liquid crystal fluid flow. First of all, we verify the second-order time convergence of Scheme 4.6. We consider the domain $\Omega = [0, L]^2$ with $L = 1$, the initial condition

$$\mathbf{p}(x, y, t = 0) = (0.01 \cos(2\pi y) \cos(2\pi x), 0.01 \cos(2\pi y) \cos(2\pi z)).$$

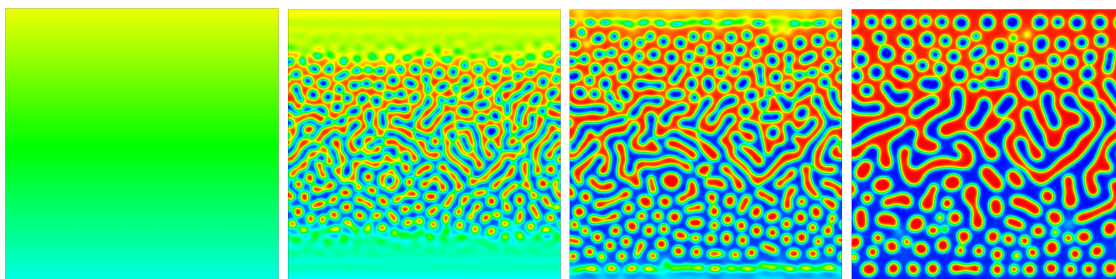
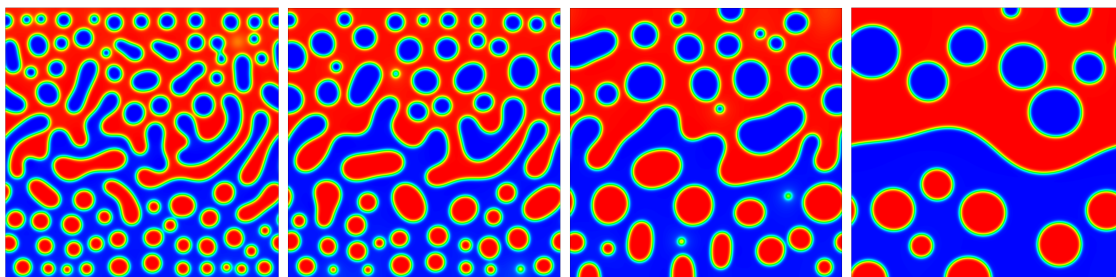
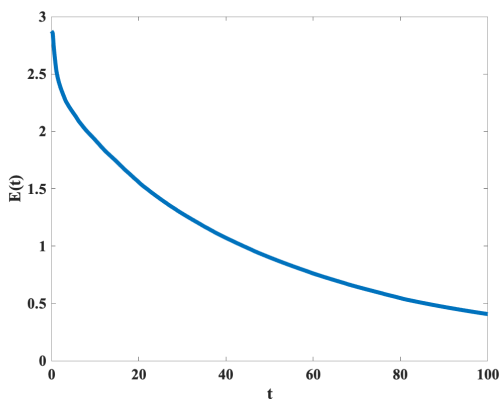
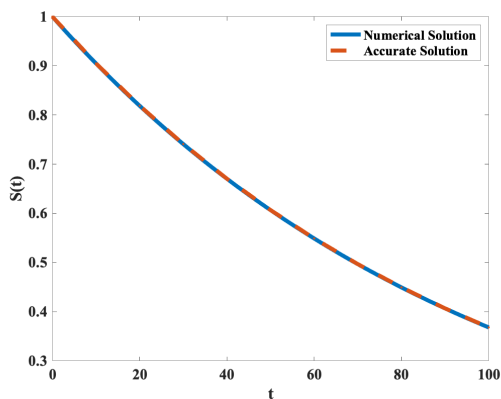
(a) profiles of ϕ at $t=0,0.6,1,2$ (b) profiles of ϕ at $t=5,10,20,100$

Figure 5.2: Coarsening dynamics driven by the Cahn-Hilliard-Navier-Stokes equations. This figure shows that spinodal decomposition and nucleation happen simultaneously in different locations due to the difference of volume fraction ratios.



(a) caption



(b) caption

Figure 5.3: This figure shows the time evolution of energy $\mathcal{E}(t)$ and auxiliary variable $s(t)$ for the simulations in Figure 5.2. In (a), the numerical calculated energy is decreasing in time, which agrees well with the energy-stable theoretical results. In (b), the numerical solution of $S(t)$ accurately approximates its original definition $e^{-\frac{t}{T}}$.

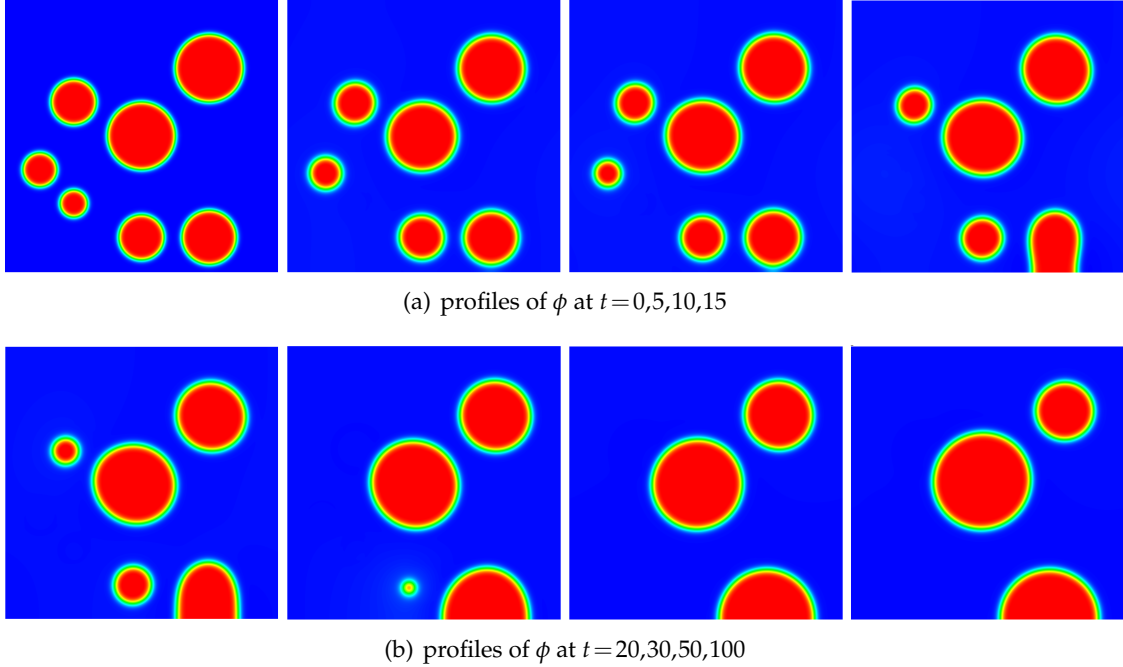


Figure 5.4: Oswald ripening that is driven by the Cahn-Hilliard-Navier-Stokes system. In this figure, the profiles of ϕ at various times are visualized. Here red represents 1, and blue represents -1 .

and we choose the parameters $T = 0.5$, $\rho = 1$, $\eta = 10^2$, $\varepsilon^2 = 0.1$, $a = 1.2$, $K = 10^{-2}$ and $\gamma_0 = 0$. We fix the uniform meshes as 128^2 , and use various time steps $\delta t = 10^{-2} \frac{1}{2^k}$, $k = 0, 1, \dots$. Following the same procedure as the previous subsection, we calculate the errors as the difference between the numerical solution at the current time step and the numerical solution with the adjacent finer time step. Both the l_2 norm and l_∞ norm for the numerical errors are summarized in Figure 5.5. It can be easily observed that Scheme 4.7 provides second-order accuracy in time.

With the Scheme 4.7, we further conduct some benchmark simulations. In this example, we consider a rectangular domain $\Omega = [0, 2] \times [0, 4]$, and set up several defects at the starting time, as shown in Figure 5.6(a). The parameters are chosen as $T = 100$, $\rho = 1$, $\eta = 10^2$, $\varepsilon^2 = 0.1$, $a = 1.2$, $K = 10^{-2}$, and $\gamma_0 = 0$. We choose the Neumann boundary condition for the liquid crystal \mathbf{p} . We use 128×256 meshes and $\delta t = 10^{-3}$ for the simulation. It is known that the defects are unstable in this case and they will annihilate by cancellation or relaxing out from the boundary.

The results for the evolution dynamics of \mathbf{p} are summarized Figure 5.6. We do observe that the point $+2$ (-2) defect separates into two of $+1$ (-1) defects, as shown in Figure 5.6(b). Then a point $+1$ defect and a point -1 defect annihilate, as shown in Figure 5.6(d)-(e). Eventually the other defects relax out of the domain, since there is no anchoring at the boundaries, as shown in Figure 5.6(h)-(i).

In addition, to further examine the defect dynamics, we also visualize the length of \mathbf{p} that are summarized in Figure 5.7. It agrees with the qualitative observations for \mathbf{p} in Figure 5.6.

To further verify the accuracy and energy stability of the proposed scheme, we also summarize the energy evolution dynamics in Figure 5.8(a), and the time evolution of the auxiliary variable $s(t)$ in Figure 5.8(b). It has been observed that the energy is decreasing in time, and the numerical results of $s(t)$ are accurate.

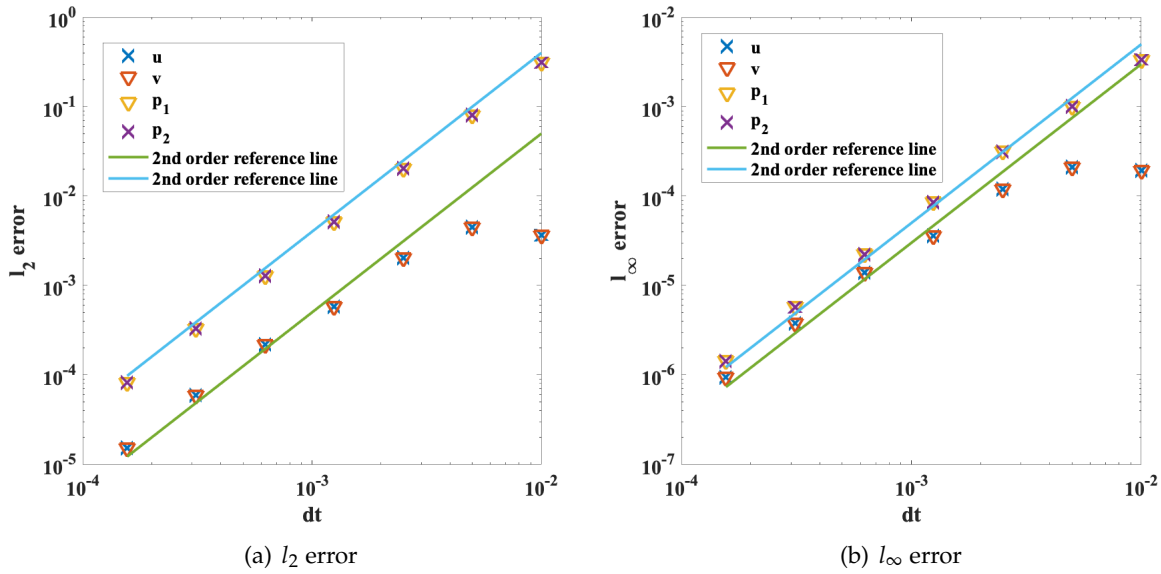


Figure 5.5: Time step mesh-refinement for Scheme 4.7. Here we denote $\mathbf{u} = (u, v)$ and $\mathbf{p} = (p_1, p_2)$. This figure shows that Scheme 4.4 is second-order accurate in both the l_2 norm and l_∞ norm.

6 Conclusion

In this paper, we have developed a general numerical framework for designing linear, energy stable, and decoupled numerical algorithms for thermodynamically consistent models that can be cast in the generic Onsager form in (2.2). This framework's central idea is based on equivalent reformulation to unravel the intrinsic physical structures in the model, saying the reversible and irreversible dynamics. This guides us on algorithm design. Specifically, we utilize the energy quadratization (EQ) method to reformulate the Onsager form into the quadratized Onsager form (which we named the Onsager-Q form). Then, we use the reversible-irreversible-dynamics (RID) method to decouple the reversible and irreversible dynamics. With the reformulated but equivalent form, we are able to introduce a sequence of semi-implicit schemes that have many advantageous properties. This numerical framework is then applied to several widely used incompressible hydrodynamic models. Specific numerical schemes for particular models are elaborated, followed by numerical examples. The second-order accuracy in time is verified through time mesh refinement as well. Further applications of the general numerical framework on other types of thermodynamically consistent models will be discussed in our later research work.

Acknowledgments

Jia Zhao would like to thank Prof. Qi Wang from the University of South Carolina for inspiring discussions on the generalized Onsager principles. Jia Zhao would like to acknowledge the support from National Science Foundation with grant NSF-DMS-1816783. Jia Zhao would also like to acknowledge NVIDIA Corporation for the donation of a Quadro P6000 GPU for conducting some of the numerical simulations in this paper.




Figure 5.6: Liquid crystal defect dynamics that are driven by the Ericksen-Leslie hydrodynamic model without any anchoring at the boundaries. In this figure, the evolution dynamics of \mathbf{p} at different times are shown. The annihilations of defects are observed.

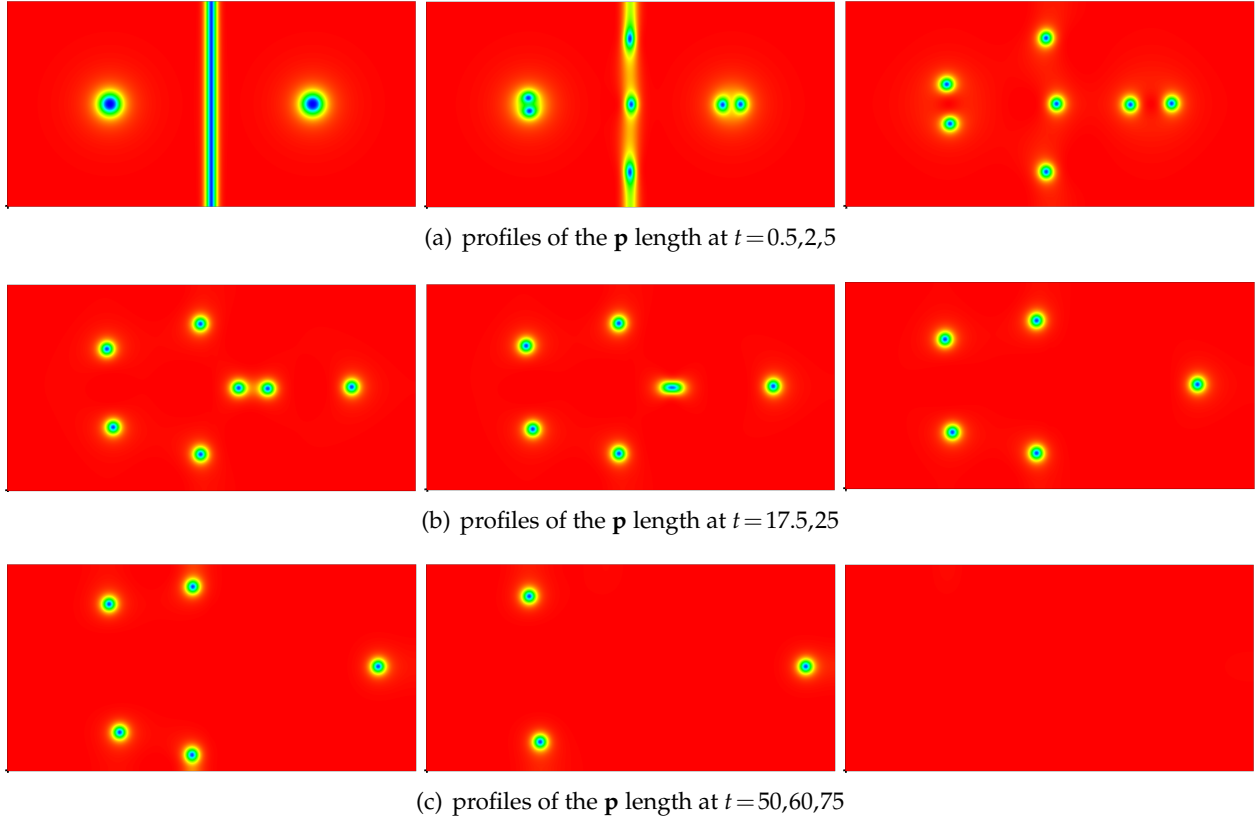


Figure 5.7: Defect dynamics of the nematic liquid crystals driven by the Ericksen-Leslie hydrodynamic model. In this figure, the norm of \mathbf{p} is visualized for the simulation in Figure 5.6. Here the color red represents 1, and the color blue represents 0.

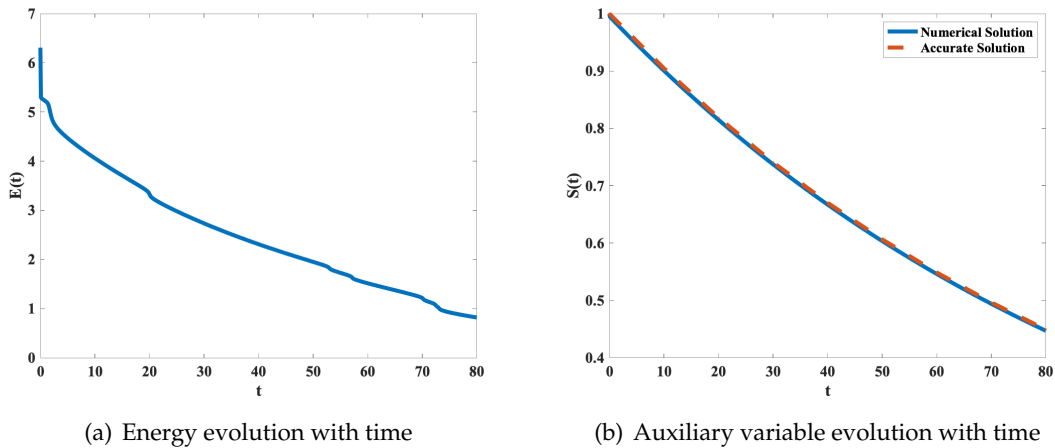


Figure 5.8: This figure shows the energy $\mathcal{E}(t)$ and auxiliary variable $s(t)$ for the simulations in Figure 5.7. In (a), the numerical calculated energy is decreasing in time, which agrees well with the theoretical results for energy stability. In (b), the numerical solution of $s(t)$ accurately approximates its original definition $e^{-\frac{t}{T}}$.

References

- [1] A. N. Beris and B. Edwards. *Thermodynamics of Flowing Systems*. Oxford Science Publications, New York, 1994.
- [2] A. N. Beris and B. J. Edwards. Poisson bracket formulation of incompressible flow equations in continuum mechanics. *Journal of Rheology*, 34(1):55–76, 1990.
- [3] A. N. Beris and B. J. Edwards. Poisson bracket formulation of viscoelastic flow equations of differential type a unified approach. *Journal of Rheology*, 34(4):503–538, 1990.
- [4] L. Chen, J. Zhao, and X. Yang. Regularized linear schemes for the molecular beam epitaxy model with slope selection. *Applied Numerical Mathematics*, 128:138–156, 2018.
- [5] J. M. Church, Z. Guo, P. K. Jimack, A. Madzvamuse, K. Promislow, B. Wettona nd S. Wise, and F. Yang. High accuracy benchmark problems for allen-cahn and cahn-hilliard dynamics. *Communication in Computational Physics*, 26:947–972, 2019.
- [6] B. Edwards, H. C. Ottinger, and R. J. Jongschaap. On the relationships between thermodynamic formalisms for complex fluids. *Journal of Non-Equilibrium Thermodynamics*, 22:356–373, 1997.
- [7] B. Eisenberg, Y. Hyon, and C. Liu. Energy variational analysis of ions in water and channels: Field theory for primitive models of complex ionic fluids. *Journal of Chemical Physics*, 133(10):104104, 2010.
- [8] Y. Gong, J. Zhao, and Q. Wang. Second order fully discrete energy stable methods on staggered grids for hydrodynamic phase field models of binary viscous fluids. *SIAM J. Sci. Comput.*, 40(2):B528–B553, 2018.
- [9] B. Gonzalez-Ferreiro, H. Gomez, and I. Romero. A thermodynamically consistent numerical method for a phase field model of solidification. *Communications in Nonlinear Science and Numerical Simulation*, 19(7):2309–2323, 2014.
- [10] B. E. Griffith. An accurate and efficient method for the incompressible Navier-Stokes equations using the projection method as a preconditioner. *Journal of Computational Physics*, 228(20):7565–7595, 2009.
- [11] M. Grmela and H. C. Ottinger. Dynamics and thermodynamics of complex fluids i development of a general formalism. *Phys. Rev. E*, 56(6), 1997.
- [12] E. Hairer, C. Lubich, and G. Wanner. *Geometric Numerical Integration: structure-preserving algorithms for ordinary differential equations*, volume 31. Springer, 2006.
- [13] D. Han and X. Wang. A second order in time uniquely solvable unconditionally stable numerical schemes for Cahn-Hilliard-Navier-Stokes equation. *Journal of Computational Physics*, 290(1):139–156, 2015.
- [14] J. Hua, P. Lin, C. Liu, and Q. Wang. Energy law preserving c^0 finite element schemes for phase field models in two-phase flow computations. *Journal of Computational Physics*, 230(19):7115–7131, 2011.
- [15] Y. Hyon, D. Kwak, and C. Liu. Energetic variational approach in complex fluids : Maximum dissipation principle. *Discrete and Continuous Dynamic Systems*, 26(4):1291–1304, 2010.
- [16] J. F. Joanny, F. Julicher, K. Kruse, and J. Prost. Hydrodynamic theory for multi-component active polar gels. *New Journal of Physics*, 9:1–17, 2007.
- [17] R. J. Jongschaap, K. H. de Haas, and C. A. J. Damen. A general matrix representation of configuration tensor rheological models. *Journal of Rheology*, 38(4):768–796, 1994.
- [18] F. M. Leslie. The theory of flow phenomena in liquid crystals. *Advances in Liquid Crystals*, 4:1–81, 1979.
- [19] X. Li and J. Shen. On fully decoupled msav schemes for the Cahn-Hilliard-Navier-Stokes model of two-phase incompressible flows. *arXiv*, page 2009.09353, 2020.
- [20] R. I. McLachlan, G. Reinout, and W. Quispel. Geometric intergrators for ODEs. *Journal of Physics A: Mathematical and Theoretical*, 39:5251, 2006.
- [21] L. Onsager. Reciprocal relations in irreversible processes I. *Physical Review*, 37:405–426, 1931.
- [22] L. Onsager. Reciprocal relations in irreversible processes II. *Physical Review*, 38:2265–2279, 1931.
- [23] H. C. Ottinger and M. Grmela. Dynamics and thermodynamics of complex fluids ii illustrations of a general formalism. *Phys. Rev. E*, 56(6), 1997.
- [24] G. R. Quispel and D. I. McLaren. A new class of energy-preserving numerical integration methods. *Journal of Physics A: Mathematical and Theoretical*, 41:045206, 2008.
- [25] I. Romero. Thermodynamically consistent time-stepping algorithms for non-linear thermomechanical systems. *International Journal for Numerical Methods in Engineering*, 79:706–732, 2009.
- [26] I. Romero. Algorithms for coupled problems that preserve symmetries and the laws of thermody-

- namics part i: Monolithic integrators and their application to finite strain thermoelasticity. *Computer Methods in Applied Mechanics and Engineering*, 199:1841–1858, 2010.
- [27] I. Romero. Algorithms for coupled problems that preserve symmetries and the laws of thermodynamics part ii fractional step methods. *Computer Methods in Applied Mechanics and Engineering*, 199:2235–2248, 2010.
- [28] J. Shen and X. Yang. Decoupled energy stable schemes for phase field models of two phase complex fluids. *SIAM Journal of Scientific Computing*, 36(1):122–145, 2014.
- [29] C. W. Shu. High order weighted essentially nonoscillatory schemes for convection dominated problems. *SIAM Review*, 51(1):82–126, 2009.
- [30] H. Sun and C. Liu. On energetic variational approaches in modeling the nematic liquid crystal flows. *Discrete and Continuous Dynamic Systems-Series A*, 23:455–475, 2009.
- [31] Y. Suzuki and M. Ohnawa. Generic formalism and discrete variational derivative method for the two-dimensional vorticity equation. *Journal of Computational and Applied Mathematics*, 296:690–708, 2016.
- [32] C. Wang, X. Wang, and S. Wise. Unconditionally stable schemes for equations of thin film epitaxy. *Discrete and Continuous Dynamic Systems*, 28(1):405–423, 2010.
- [33] X. Yang. A new efficient fully-decoupled and second-order time-accurate scheme for cahn–hilliard phase-field model of three-phase incompressible flow. *Computer Methods in Applied Mechanics and Engineering*, 376:113589, 2021.
- [34] X. Yang. A novel fully-decoupled, second-order and energy stable numerical scheme of the conserved allen–cahn type flow-coupled binary surfactant model authors. *Computer Methods in Applied Mechanics and Engineering*, 373:113502, 2021.
- [35] X. Yang. Numerical approximations of the navier–stokes equation coupled with volume-conserved multi-phase-field vesicles system: Fully-decoupled, linear, unconditionally energy stable and second-order time-accurate numerical scheme. *Computer Methods in Applied Mechanics and Engineering*, 375:113600, 2021.
- [36] X. Yang, J. Li, G. Forest, and Q. Wang. Hydrodynamic theories for flows of active liquid crystals and the generalized onsager principle. *Entropy*, 18(6):202, 2016.
- [37] J. Zhao, X. Yang, Y. Gong, X. Zhao, J. Li, X. Yang, and Q. Wang. A general strategy for numerical approximations of thermodynamically consistent nonequilibrium models-part I: Thermodynamical systems. *International Journal of Numerical Analysis and Modeling*, 15(6):884–918, 2018.
- [38] J. Zhao, X. Yang, J. Shen, and Q. Wang. A decoupled energy stable scheme for a hydrodynamic phase field model of mixtures of nematic liquid crystals and viscous fluids. *Journal of Computational Physics*, 305:539–556, 2016.