

# Numerical Qualification of Eco-Friendly Gas Mixture for Avalanche-Mode Operation of Resistive Plate Chambers in INO-ICAL

---

Jaydeep Datta,<sup>a,b</sup> Sridhar Tripathy<sup>a,b</sup> Nayana Majumdar<sup>a,b</sup> and Supratik Mukhopadhyay<sup>a,b</sup>

<sup>a</sup>*Saha Institute of Nuclear Physics, Sector 1, AF Block, Bidhan Nagar, Salt Lake, Kolkata 700064, India*

<sup>b</sup>*Homi Bhabha National Institute, Training School Complex, Anushaktinagar, Mumbai 400094, India*

*E-mail:* [jaydeep.datta@gmail.com](mailto:jaydeep.datta@gmail.com)

**ABSTRACT:** Numerical qualification of an eco-friendly alternative gas mixture for avalanche mode operation of Resistive Plate Chambers is the soul of this work. To identify the gas mixture, a numerical model developed elsewhere by the authors has been first established by comparing the simulated figure of merits (efficiency and streamer probability) with the experimental data for the gas mixture used in INO-ICAL. Then it has been used to simulate the same properties of a gas mixture based on argon, carbon di-oxide and nitrogen, identified as potential replacement by studying its different properties. Efficacy of this eco-friendly gas mixture has been studied by comparing the simulated result with the standard gas mixture used in INO-ICAL as well as with experimental data of other eco-friendly hydrofluorocarbon (HFO1234ze) based potential replacements. To increase the efficacy of the proposed gas mixture, studies of the traditional way (addition of a little amount of SF<sub>6</sub>) and an alternative approach (exploring the option of high-end electronics) were carried out.

**KEYWORDS:** Gaseous detectors, Resistive-plate chambers, Detector modelling and simulations II

**ARXIV EPRINT:** [xxxx](#)

---

<sup>1</sup>Corresponding author.

---

## Contents

<b>1</b>	<b>Introduction</b>	<b>1</b>
<b>2</b>	<b>Numerical Model</b>	<b>3</b>
<b>3</b>	<b>Choice of Gas Mixture</b>	<b>4</b>
<b>4</b>	<b>Simulation Procedure</b>	<b>6</b>
4.1	Geometry	6
4.2	Event Generation	7
4.3	Estimation of Detector Responses	8
4.4	Stopping Conditions	9
<b>5</b>	<b>Results</b>	<b>9</b>
5.1	Standard gas mixture	9
5.2	Proposed gas mixture	10
<b>6</b>	<b>Conclusion</b>	<b>13</b>

---

## 1 Introduction

Resistive Plate Chamber (RPC) is a gaseous detector that has found wide applications in fundamental physics experiments. Excellent time and fairly good position resolution together with ease of construction of large detection area at comparatively lower cost have facilitated its utilization in many large scale experiments. The magnetized Iron Calorimeter (ICAL) at India-based Neutrino Observatory (INO) [1] is one such setup that is contemplated as a detector for studying atmospheric neutrinos. The major prospects of the ICAL detector will be improvement in the precision of neutrino oscillation parameters by observing one full oscillation period and studying the matter dependent effects on neutrino properties for assessing the sign of mass squared difference,  $\Delta_{32}$ , and magnitude of mixing angle,  $\theta_{23}$ , both of which are as yet unknown. The ICAL is designed as a tracking calorimeter containing a large target mass (50 kt of iron) to achieve statistically significant number of neutrino interactions in a reasonable time frame. It will be equipped with RPCs ( $\sim 29,000$ ) interspersed with horizontal layers of iron plates for tracking the muons produced in charged-current interaction of neutrinos with the iron nuclei. The charge identification of the muons (to distinguish between neutrino and its anti-particle) will be accomplished by application of a high magnetic field ( $\sim 1.5$  T). The position and timing information of the muons will be recorded by the RPCs during their flight through the calorimeter which will lead to reconstruction of their flight path and directionality from the time of flight measurement. These data would be utilized for determining energy,  $E$ , and path length,  $L$ , of the neutrino and anti-neutrino separately, which are important for detecting the oscillation pattern in the  $L/E$  spectrum.

The ICAL tracking calorimeter plans to employ RPCs made of commercially available glass or Bakelite of thickness 3 mm with a gas gap of 2 mm. These will be operated in avalanche mode with a gas mixture of 1,1,1,2-tetrafluoroethane,  $C_2H_2F_4$  (95.2%) (commercially known as R134a) and isobutane,  $i-C_4H_{10}$  (4.5%) with a very small amount of sulfur hexafluoride,  $SF_6$  (0.3%). The Global Warming Potential (GWP) of the R134a and the  $SF_6$  are 1300 and 23900, respectively, along with that of  $i-C_4H_{10}$  being 3. It makes the effective GWP of the said gas mixture little more than 1300 which is well beyond the permissible limit of 150, set by the Kyoto protocol [2], adopted in 1997 by United Nations Framework Convention on Climate Change (UNFCCC) in order to limit and reduce greenhouse gas emissions. The issue certainly necessitates exploration of alternative gas mixtures with sufficiently low GWP for operating the RPCs without compromising the objectives of the experiments.

The problem has already been addressed with extensive studies on various gases and their properties in order to find suitable substitutes for operating RPCs in various high energy physics experiments [3–9]. According to these studies, one allotropic form of tetrafluoropropene,  $C_3H_2F_4$  (commercially known as HFO1234ze) which is close to R134a in chemical structure, with very low GWP ( $\sim 6$ ), can be regarded as a potential replacement. However, the HFO1234ze shows lower effective Townsend coefficient with respect to that of R134a when compared at same electric field. As a consequence, comparatively higher electric field is required to achieve an efficiency of about 90%. A few promising mixtures based on HFO1234ze,  $i-C_4H_{10}$  and He or  $CO_2$  could be identified with low GWP ( $< 150$ ) [3, 7] for efficient operation of RPC though the high voltage requirement of some of them [7] might not be compatible to ICAL High-Voltage supply system [10]. Moreover, these mixtures have shown presence of substantially large fraction of streamers [3, 7] at higher efficiency which is well above the tolerable limit for safe and long-term operation. As a result, inclusion of small amount of  $SF_6$  ( $\sim 1\%$ ) in the mixtures could not be ruled out for effective operation of the detectors which has led the effective GWP sometimes cross the limit of 150 [3, 6, 8, 9]. Other than this, HFO1234ze has one more disadvantage regarding its use as RPC gas mixture considering the criticism about its degrading effect on the detector health. It has low GWP essentially because of its smaller lifetime in the environment. The rate of dissociation of the gas in presence of  $OH^-$  radical (produced from dissociation of water molecule) is four times faster than that of R134a [11]. The final product is HF and other corrosive acids which can destroy the surface of the RPC electrodes. For neutrino experiments which will operate for long time, consistent detector performance and in turn good health of the detector is desired.

The previous studies along with a need for eco-friendly RPC operation in INO-ICAL have motivated us to investigate for an alternate feasible solution. In this context, we have developed a numerical model on the basis of hydrodynamics following the idea of P. Fonte [12] for simulating the performance of RPC operated with any gas mixture. The model computes propagation and the Townsend multiplication of primary charges produced due to ionization of gaseous molecules following the transport equations of hydrodynamics for a specific electric field. Depending upon evolution of the charges, one can identify the working mode of the RPC as avalanche or streamer and the corresponding operating voltage regimes for a given gas mixture. It is expected to provide us a handle to qualify a newly proposed mixture for its application in RPC operation as per requirements of the experiment.

The model has been implemented on the platform of COMSOL Multiphysics [13], a commer-

cial package of Finite Element Method (FEM). A few other packages, namely, HEED [14] and MAGBOLTZ [15], have been utilized to obtain the supplementary information on primary ionization and electron transport parameters for the gas mixture under study, respectively. The model has been developed and validated by comparing its results for a gas mixture of R134a and n-C<sub>4</sub>H<sub>10</sub> with reported experimental data of the detector efficiency and streamer fraction at different applied voltages [16] which has been reported by us in [17].

In the present work, first we have compared the simulated result for the standard gas mixture with experimental data presented in [8, 9]. Then we have used the same model to qualify a mixture of Ar, CO<sub>2</sub> and N<sub>2</sub> proposed as a non-inflammable, eco-friendly as well as cost-effective solution for operating RPCs of the INO-ICAL setup in avalanche mode. The simulated efficiency and streamer fraction as a function of high voltage supply for the said mixture have been compared to the same observable measured with other HFO1234ze based potential mixtures [3, 7].

## 2 Numerical Model

In gaseous ionization detectors, the filling gas usually comprises of two individual gas components. The principal component acts as the medium of Townsend ionization and constitutes larger portion of the mixture. Whenever a charged particle passes through the detector, it generates primary pairs of electron and ion through ionization alongside excitation of the gaseous molecules. The de-excitation process releases photons which induce additional ionization, namely photo-ionization, along with the Townsend one. So, a second poly-atomic component is included in the mixture to serve as a quencher of the photons and thus reduce the contribution of photo-ionization.

The present hydrodynamic model has considered the gas mixture as a charged solution. It assumes the neutral gas molecules as solvent and all the charge species (electrons and ions) produced in the medium due to ionization as well as photo-ionization as solutes. Since the concentration of the charges is much less than that of the neutral gas molecules, the transport of the charges has been modeled using the "*Transport of Dilute Species*" module of COMSOL [13]. The following drift-diffusion-reaction equation 2.1 has been solved to compute the field-dependent charge transportation.

$$\frac{\partial n_k}{\partial t} + \vec{\nabla} \cdot (-D_k \vec{\nabla} n_k + \vec{u}_k n_k) = R_k \quad (2.1)$$

$$R_k = S_e (= S_i) + S_{ph} \quad (2.2)$$

$$S_e (= S_i) = (\alpha(\vec{E}) - \eta(\vec{E})) |\vec{u}_e| n_e(\vec{x}, t) \quad (2.3)$$

$$S_{ph} = Q_e \mu_{abs} \psi_0 \quad (2.4)$$

where  $n_k$ ,  $k = i, e$ , represents the concentration of the ions and electrons respectively while  $D_k$ ,  $\vec{u}_k$  and  $R_k$  are their diffusion, drift velocity and rate of production, respectively. As is obvious from equation 2.2,  $R_k$ , is the sum of two source terms,  $S_e (= S_i)$  and  $S_{ph}$ , of the charges produced through Townsend ionization and photo-ionization mechanisms, respectively. According to equation 2.3,  $S_e$  is dependent upon the transport parameters of electrons which are Townsend coefficient,  $\alpha$ , attachment coefficient,  $\eta$ , and drift velocity,  $\vec{u}_e$ . The parameters have been calculated using MAGBOLTZ [15] for the given gas mixture under study. The  $S_{ph}$  can be computed using equation 2.4 where  $Q_e$  is quantum efficiency of the filling gas for electron generation from photo-ionization,

$\mu_{abs}$  is photo-absorption coefficient of the quencher, and  $\psi_0$  is the photon flux generated in the detection volume. The  $\mu_{abs}$  has been calculated considering the corresponding photo-absorption cross-section of the specific gas component obtained from relevant sources [20, 21]. To determine  $\psi_0$ , a diffusion-like approximation of the photon propagation in the gas medium, as shown in equation 2.5, has been considered following Capeillère et.al. [22]. It has been computed using "Coefficient Form Partial Differential Equation" module of COMSOL [13].

$$\vec{\nabla}(-c\vec{\nabla}\psi_0) + a\psi_0 = f \quad (2.5)$$

$$c = \frac{1}{3\mu_{abs}} \quad (2.6)$$

$$a = \mu_{abs} \quad (2.7)$$

$$f = \delta S_e \quad (2.8)$$

Here,  $\delta$  in equation 2.8 represents the number of excited molecules for each ionized molecule.

It is well known that the slow movement of ions gives rise to subsequent development of space charge in the detector that can distort the applied electric field. So, the electric field,  $\vec{E}$ , has been calculated at small time steps taking into account the space charge density,  $\rho$ , using the following equations 2.9 and 2.10. The "Electrostatic" module of the COMSOL [13] has been used for this purpose.

$$\vec{E} = -\vec{\nabla}V \quad (2.9)$$

$$-\vec{\nabla}(\epsilon_0\vec{\nabla}V - \vec{P}) = \rho \quad (2.10)$$

$$\rho = q_e(n_i - n_e) \quad (2.11)$$

Here,  $V$  is the potential difference,  $\vec{P}$  is the polarization vector,  $q_e$  magnitude of the electron charge and  $\epsilon_0$  is the permittivity of the vacuum.

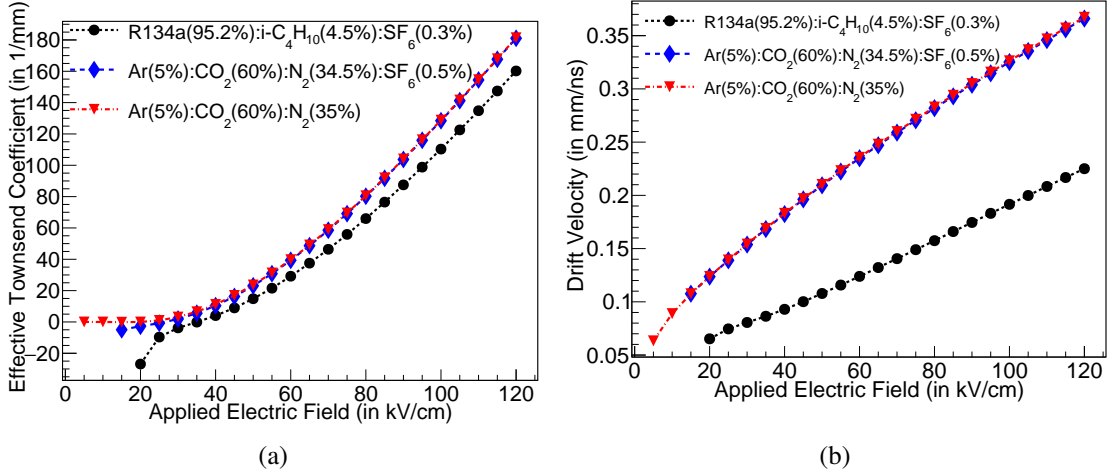
The following boundary conditions have been used in the model. The loss of electrons from the gas gap upon reaching the anode has been taken care of by assuming drift of the electrons through the anode. Similar condition has been set about the ions to consider their outflow at the cathode. To incorporate the phenomenon of electron and ion diffusing and drifting out of the simulated volume, the two boundaries other than the cathode and the anode have been assumed open for them. The photon flux at the electrodes has been taken as zero as these electrodes are made up of those materials which do not have scintillating property. This condition has been implemented as a Dirichlet boundary condition in the model. The photon propagation out of the simulation volume has been taken into account by considering the two boundaries other than the electrodes open for them.

### 3 Choice of Gas Mixture

In the present work, a gas mixture of Ar, CO<sub>2</sub> and N<sub>2</sub> in volume percentage of 5:60:35 has been proposed as a new alternative for avalanche mode operation of RPC in INO-ICAL. It should be noted that all the components other than CO<sub>2</sub> (GWP 1) have zero GWP and they are easily commercially available economical gases.

Argon has been taken as the principal component for ionization. The high Townsend coefficient of argon at low electric field will help to reduce the operating voltage of RPCs. The disadvantage on the other hand is that the streamer fraction will be large for this gas. To circumvent the issue of streamer, the partial volume of argon has been reduced by introducing  $N_2$ , which has high electronegativity and chemically less reactive. As photon quencher, we have preferred  $CO_2$  to other alternatives as it has less penning transfer coefficient in a mixture with argon [23] and less GWP [5]. Its non-flammability and cheap cost are added advantages.

To study the performance of the proposed mixture, a comparison of its transport parameters to that of the standard mixture of R134a,  $i-C_4H_{10}$  and  $SF_6$  has been made with the help of MAGBOLTZ [15]. Effect of adding a small amount of  $SF_6$  (0.5%) has been studied also. The results have been plotted in figure 1. Throughout the work all the simulations have been carried out assuming 1 bar pressure and 293.15K temperature. It is obvious from the plot shown in figure 1a, that the proposed gas mixture has closely followed the standard one in terms of effective Townsend coefficient which indicates similar Townsend multiplication of electrons in both the mixtures. The comparison of

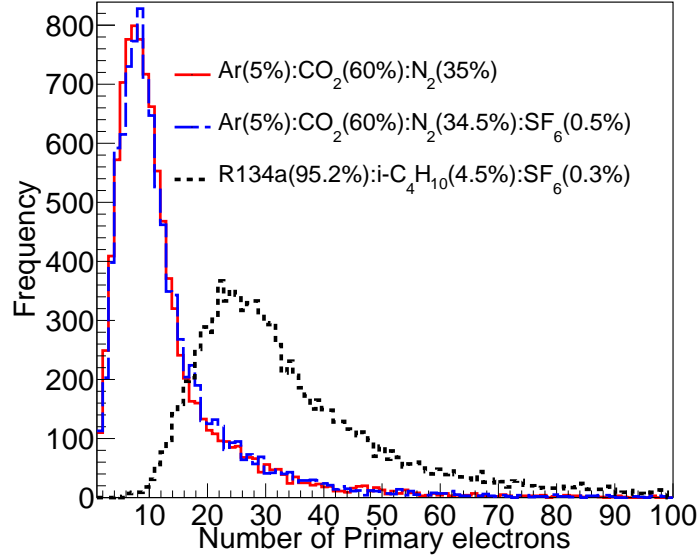


**Figure 1:** Comparison of (a) effective Townsend coefficient and (b) drift velocity as a function of applied voltage of proposed Ar (5%): $CO_2$  (60%): $N_2$  (35%) and Ar (5%): $CO_2$  (60%): $N_2$  (34.5%): $SF_6$  (0.5%) mixture to that of R134a (95.2%): $i-C_4H_{10}$  (4.5%): $SF_6$  (0.3%) as obtained from MAGBOLTZ [15] calculated for temperature 293.15 K and 1 bar of pressure.

drift velocity, as depicted in figure 1b, shows that the proposed gas mixture is faster by a factor of 2 than the standard one. However, the mean primary cluster size is smaller in it by a factor of 3 in comparison to that of the standard mixture, as calculated from HEED [14] and shown in figure 2. According to Ramo's theorem [24], the induced current at an instant  $t$  on the RPC readout can be determined following the equation 3.1.

$$i(t) = -n_e(t) \cdot q_e \cdot \vec{u}(x, t) \cdot \vec{W}(x, t) \quad (3.1)$$

where  $n_e$  and  $q_e$  are the electron number and the charge, respectively,  $\vec{u}$  is the drift velocity and  $\vec{W}$  is the weighting field. The higher drift velocity has compensated the lack of primary electrons which determines the total number of electrons,  $n_e$ , for a given Townsend multiplication.



**Figure 2:** Comparison of primary electron number of proposed Ar (5%):CO<sub>2</sub> (60%):N<sub>2</sub> (35%) and Ar (5%):CO<sub>2</sub> (60%):N<sub>2</sub> (34.5%):SF<sub>6</sub> (0.5%) mixture to that of R134a (95.2%):i-C<sub>4</sub>H<sub>10</sub> (4.5%):SF<sub>6</sub> (0.3%) as obtained from HEED [14]. The values have been calculated assuming the gas temperature is 293.15K and pressure 1 bar.

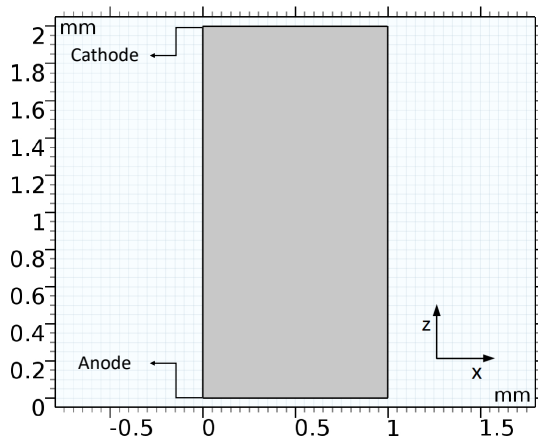
While calculating the electron transport properties using MAGBOLTZ, we kept the temperature and pressure input values same to that of the standard gas mixture. We also included penning transfer coefficient following [25, 26] as this mixture can have penning effect.

## 4 Simulation Procedure

The present work involves the simulation of dynamics and evolution of the charge species produced due to passage of cosmic muons using the hydrodynamic model in a 2D geometry of RPC filled with a gas mixture. It has been performed for different applied voltages and the corresponding efficiency and streamer fraction have been estimated. Different aspects of the calculation procedure have been discussed in the following sub-sections.

### 4.1 Geometry

The model of the RPC has been built in 2D Cartesian geometry (XZ-plane) with a gas gap of 2 mm along the Z-direction following the design parameters of the RPCs of the INO-ICAL as shown in figure 3. Throughout the simulation we have considered the applied electric field is along the positive Z-direction. So at Z = 0 mm we have the anode and at Z = 2 mm we have the cathode. In order to limit the computation, the length along the X-direction has been kept 1 mm which is sufficient to contain the spread of the avalanche [17]. It is conceivable that the 2D geometry has its own limitations and 3D simulation should give us a more realistic situation. However, we have opted for the 2D geometry to optimize between heavy computational expense and reliability of the results. It has been shown in [18] that the voltage across the gas gap where no spacer is present



**Figure 3**

is same to the bias voltage applied across the electrodes. So, throughout the work we have always considered that the applied voltage across the electrodes is seen by the gas gap without any drop.

## 4.2 Event Generation

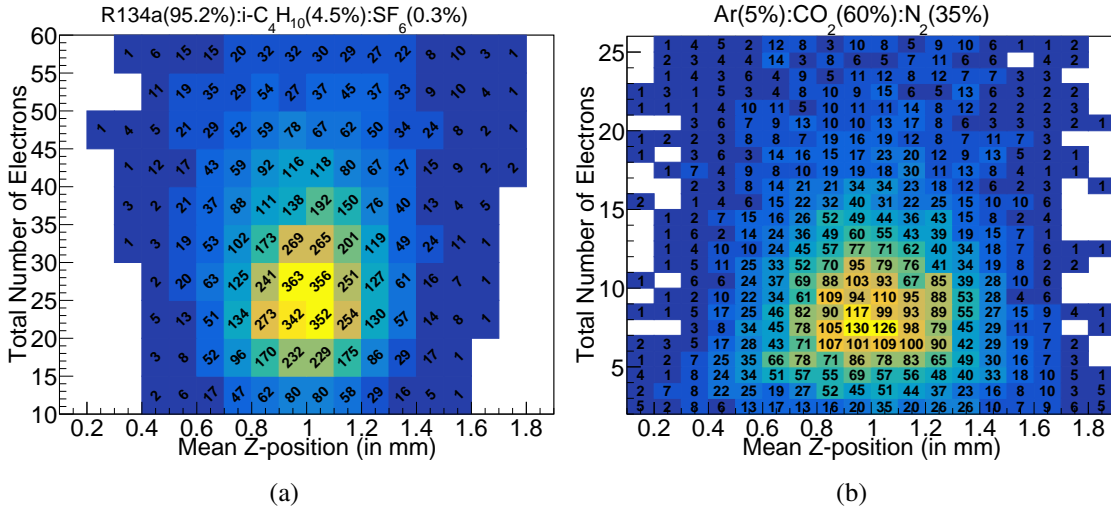
In the simulation, 10,000 cosmic muons with energy between 1 - 10 GeV with zenith angle  $0^\circ$  -  $13^\circ$  have been considered following cosmic muon flux given by Tang et al [19]. We have used HEED [14] to compute the number of primary electrons occurring in the gas gap due to these muon events. For each event, it has provided the number of primary clusters, their position and number of electrons in each cluster. It has been found that for a muon event, the clusters are distributed throughout the whole gas gap and, in most cases contain one electron. In the simulation, the primary clusters produced in each muon event have been collectively represented as a single cluster with its position and size (number of electrons in it) calculated from the information provided by HEED. The Z-position has been obtained from the weighted mean of the position values of primary clusters and the size from the sum of all the primary electrons.

The simulation framework calculates the streamer probability and efficiency for a given gas mixture. To get the essence of variation in avalanche size, all the possible scenarios regarding the total number of primary electrons and their weighted mean Z-position have been considered. In figure 4a distribution of primary electrons for the standard gas mixture has been shown assuming the bin size for the cluster mean Z-position to be 0.1 mm while that for the cluster size is 5. The number in each cell denotes the number of events which have total number of electrons with mean Z-position in the range of that cell. For the gas mixture R134a (95.2%):i-C<sub>4</sub>H<sub>10</sub> (4.5%):SF<sub>6</sub> (0.3%), the average primary electron is higher than 20 and 90% of them lie between 10 and 60. In principal one should look at all the events and consider their contribution. But due to the fact that the events which have fewer electrons than 10 and very near to the anode will not give either streamer or an avalanche big enough to be detected by the electronics available, we can leave them out of the calculation without hampering the result. The other events which have higher number of total electrons can be at any position in the gas gap. It has been observed from the HEED data that a significant amount of them will be very close to the anode, making them unsuitable for streamer formation and in some cases



unsuitable for valid event also. We carried out the calculation for events with number of electrons larger than 60 and away from the anode. It increases the computational time, without affecting the result much. So it can be said that if we consider the 90% of the total events we will be catching the whole essence of that mixture without spending too much computational expense.

The histogram of the primary clusters for the gas mixture Ar (5%):CO<sub>2</sub> (60%):N<sub>2</sub> (35%) has been shown in figure 4b as produced by HEED. In this case, we have observed that for 90% events, the total number of primary electrons has varied between 2 - 25. So, the 2D histogram, shown in figure 4b, has been built with a smaller bin size of 1 for cluster size, leaving the bin size for mean Z-position unaltered from the aforementioned one.



**Figure 4:** 2D histogram of muon events for the gas mixture of R134a (95.2%):i-C<sub>4</sub>H<sub>10</sub> (4.5%):SF<sub>6</sub> (0.3%) and Ar (5%):CO<sub>2</sub> (60%):N<sub>2</sub> (35%)

### 4.3 Estimation of Detector Responses

It is obvious from the discussion in section 4.2 that for each of the 10,000 muon events, a seed cluster could be prepared to initiate the hydrodynamic simulation of detector response for a given voltage configuration. A correlation of the occurrence of avalanche, or streamer at an applied voltage, to the size and distribution of the primary clusters has been observed. Therefore, the avalanche and streamer modes are viable to be distinguished on the basis of size and position of the seed cluster. A 2D histogram of two variables, the mean position and the size of the seed clusters, for a given applied voltage and gas mixture, has been produced for all the muon events. Once the least cluster size to develop into a streamer for a given mean position has been determined, it is obvious that all the larger clusters should lead to streamer. Similar condition could be identified for the mean position for a given cluster size. Using these observations, one can identify the events leading to either of the avalanche or streamer without carrying out the hydrodynamic simulation for all the events. Subsequently, the streamer fraction has been calculated dividing the number of streamer events with the total muon events. This method of calculation has reduced the computational expense and time.

Calculation of the detector efficiency has been done following the same way. Only those events that have produced signals crossing a predefined threshold of current, have been considered as valid events. In experiments, signal in terms of voltage is collected after electronic amplification of the current signal across a load resistance. In our simulation, we have calculated the current equivalent to the voltage mentioned as threshold voltage considering that the threshold voltage is after the electronic gain. The ratio of those with respect to the total events has been regarded as the efficiency. The detailed discussion on the method of calculation of efficiency and streamer fraction may be found in our previous work [17].

#### 4.4 Stopping Conditions

The classification of events leading to either of streamer and avalanche have been done on the basis of following conditions.

- **Avalanche:** All the electrons have been collected in the anode.
- **Streamer:** When the space charge field has become equal to the applied field ( $\gamma = 1$ )

where  $\gamma = (E_{\text{total}} - E_{\text{applied}})/E_{\text{applied}}$  is a parameter for comparing the space charge field to the actual applied one.

## 5 Results

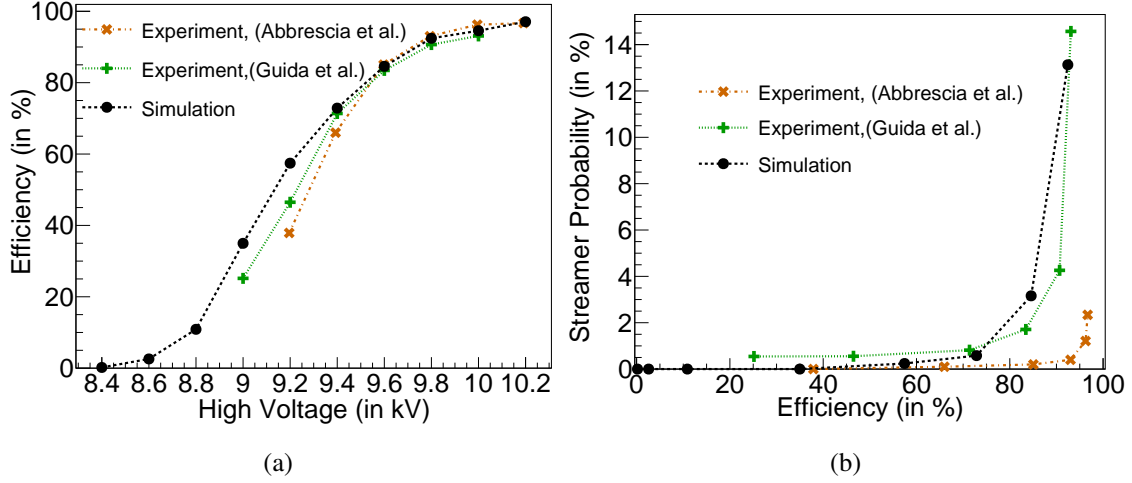
The discussion of the results of the present work has been divided into two parts. In section 5.1, we have shown the numerical estimates of RPC efficiency and streamer fraction for the standard mixture of R134a (95.2%):i-C<sub>4</sub>H<sub>10</sub> (4.5%):SF<sub>6</sub> (0.3%) to be used in the RPCs of INO-ICAL. The results have been compared to reported experimental measurements [8, 9] to demonstrate the validity of the model.

In section 5.2, the same observables have been calculated for the proposed gas mixture to study its efficacy for its application in the RPCs of INO-ICAL. These results have been compared to the performance of other potential eco-friendly mixtures [3, 7] as well to envisage the figures of merit of the present gas mixture.

### 5.1 Standard gas mixture

For this gas mixture, we have considered 3 mm thick Bakelite electrode with relative permittivity 6.25 while calculating the weighting field. The relative permittivity has been chosen to be at the middle of the possible range for Bakelite. The current threshold has been chosen to be 1.25  $\mu\text{A}$  which corresponds to a signal of 0.0625 mV for 50  $\Omega$  termination. This is equivalent to 5 mV after an electronic gain of 80. In the following sections we will refer to this threshold as 5 mV threshold.

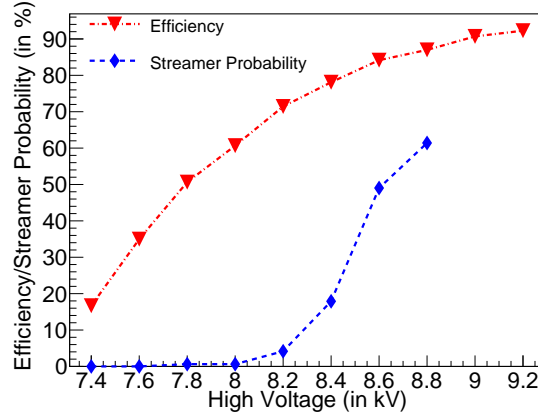
The calculated efficiency as function of high voltage and the calculated streamer probability as a function of the efficiency has been shown in figure 5a and 5b respectively for the standard mixture of R134a (95.2%):i-C<sub>4</sub>H<sub>10</sub> (4.5%):SF<sub>6</sub> (0.3%). Comparison with a few measurements [8, 9] has been depicted which shows a close agreement between the simulation and the experiments.



**Figure 5:** Comparison between simulation (this work) and experiments [8, 9] (a) Efficiency as function of high voltage (b) streamer probability as a function of efficiency for the gas mixture of R134a (95.2%):i-C<sub>4</sub>H<sub>10</sub> (4.5%):SF<sub>6</sub> (0.3%)

## 5.2 Proposed gas mixture

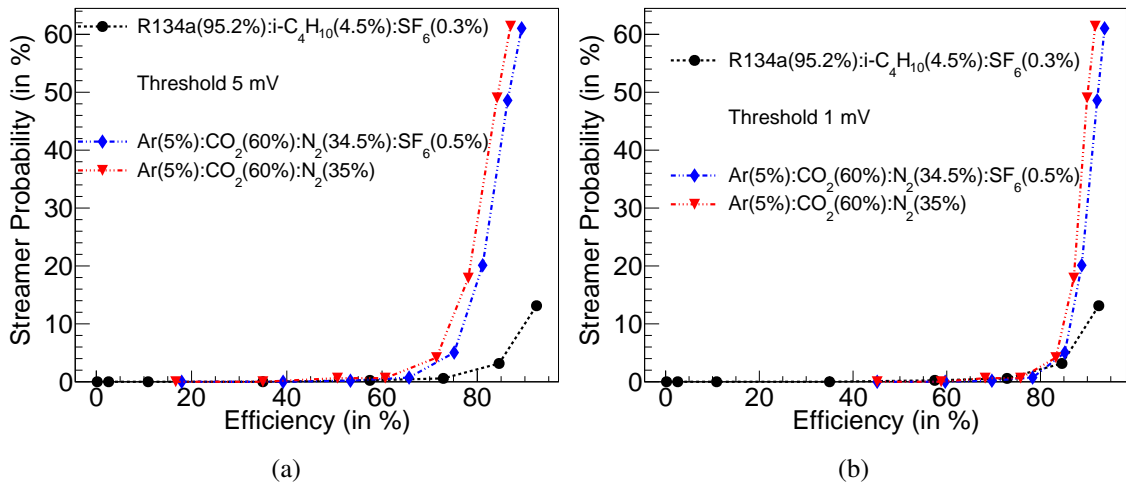
Efficiency and streamer probability of the proposed mixture as function of applied voltage have been depicted in figure 6. It has been observed that the streamer probability has shot up much beyond 20% when the efficiency has hardly reached 85%. We have noted that this problem can be



**Figure 6:** Streamer Probability and Efficiency as function of applied high voltage for Ar (5%):CO<sub>2</sub> (60%):N<sub>2</sub> (35%) for threshold values of 5 mV as obtained from simulation.

alleviated in two ways. The first option is to reduce the streamer fraction by addition of very small amount of electronegative SF<sub>6</sub> as has been done in case of the standard mixture. It would keep the GWP of the mixture within the limit of 150 if SF<sub>6</sub> is added by a percentage of less than 0.5%. The other option is to reduce the threshold of induced voltage for valid event which will obviously allow some noise. Both the options have been studied and the expected improvement has been observed in both the cases. The effect of adding 0.5% of SF<sub>6</sub> in the mixture has been included in figure 7a

while that of reducing the threshold from 5 mV to 1 mV have been depicted in figure 7b. However, it should be noted that the proposed mixture has allowed the RPC to be operated at much lower voltages which is obviously an important advantage of this mixture. With reduced threshold, the RPC can be operated with efficiency of 85-90% well below supply voltage of 9 kV. However, the working plateau with the proposed mixture has been found to be narrow. In figure 7a and 7b we have compared the proposed gas mixtures with the standard one also. In figure 7a, the comparison of the proposed mixture without and with 0.5% SF<sub>6</sub> has been made with the standard mixture. In figure 7b, the performance of the proposed mixture for reduced threshold value of 1 mV with and without SF<sub>6</sub>, respectively, has been shown along with that of the standard one. It can be seen that the proposed mixture is a potential candidate as an eco-friendly solution for operating the RPCs in INO-ICAL adopting either of the two options.



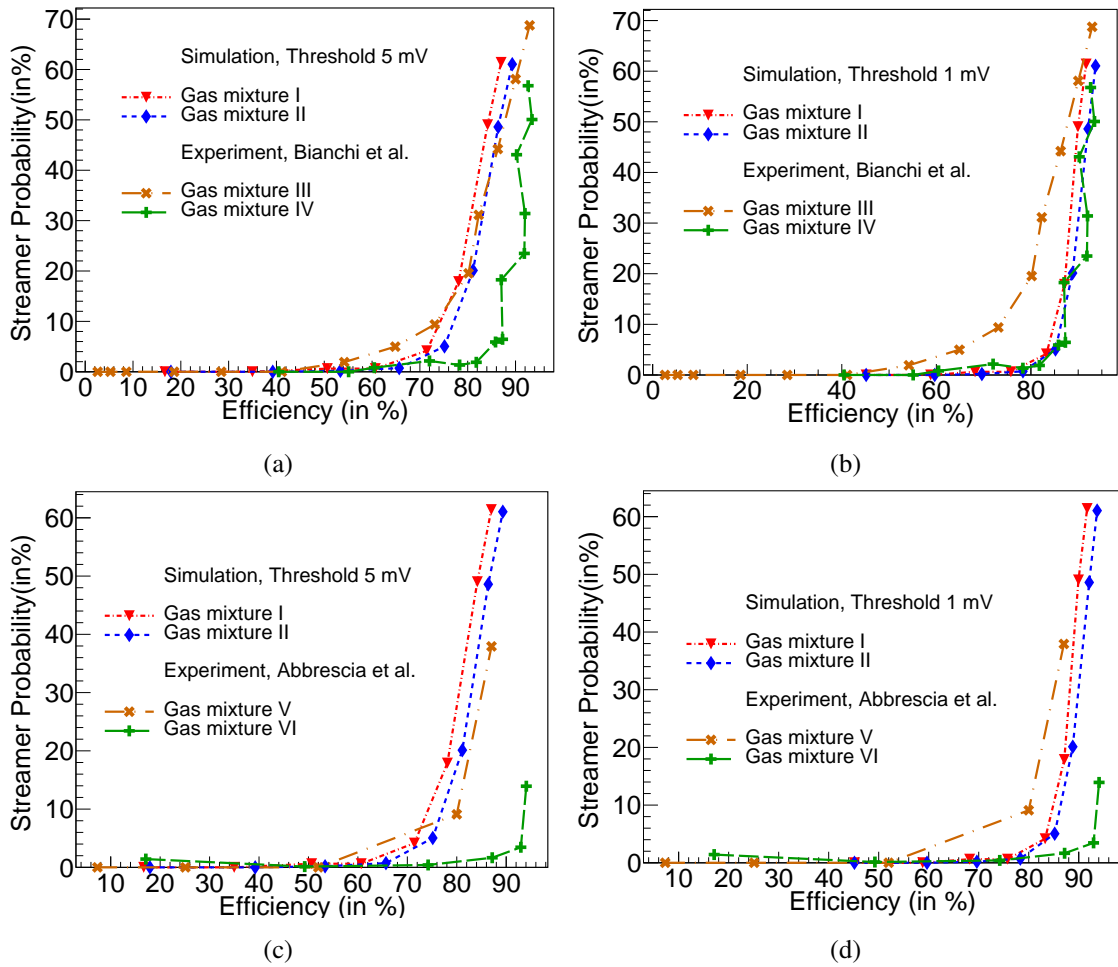
**Figure 7:** Comparison of streamer probability as function of efficiency among R134a (95.2%):i-C<sub>4</sub>H<sub>10</sub> (4.5%):SF<sub>6</sub> (0.3%), Ar (5%):CO<sub>2</sub> (60%):N<sub>2</sub> (34.5%):SF<sub>6</sub> (0.5%) and Ar (5%):CO<sub>2</sub> (60%):N<sub>2</sub> (35%) mixtures (a) for 5 mV threshold (b) for 1mV threshold

Finally, the proposed mixture has been compared for its performance with other potential eco-friendly mixtures proposed earlier by others [3, 7] in figure 8. The gas mixtures compared with are given in the following table 1. In figure 8a and 8b, the streamer probability as a function of

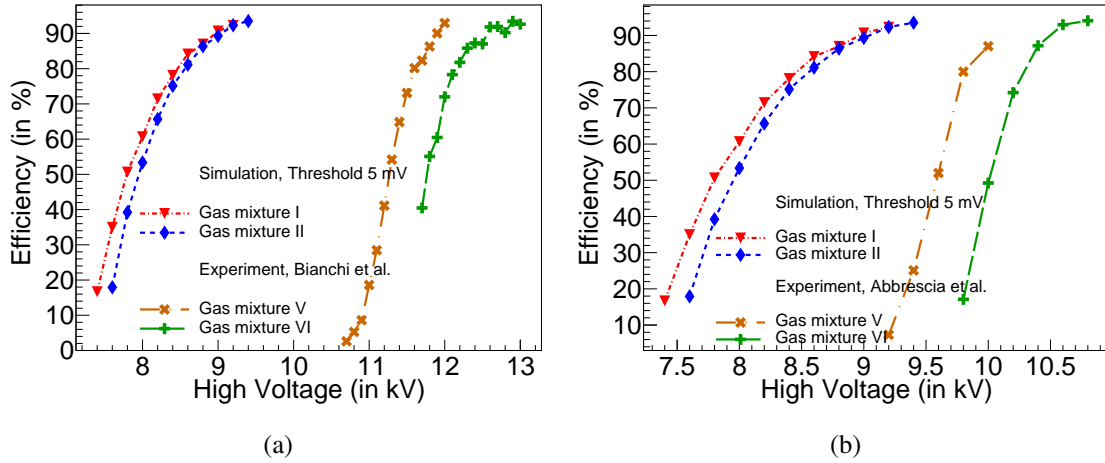
Simulation/Experiment	Gas Mixture	Denoted as
Simulation (This work)	Ar (5%):CO <sub>2</sub> (60%):N <sub>2</sub> (35%)	Gas Mixture I
	Ar (5%):CO <sub>2</sub> (60%):N <sub>2</sub> (34.5%):SF <sub>6</sub> (0.5%)	Gas Mixture II
Experiment by Bianchi et al [7]	HFO1234ze(55%):CO <sub>2</sub> (45%)	Gas Mixture III
	HFO1234ze(50%):CO <sub>2</sub> (49%):SF <sub>6</sub> (1%)	Gas Mixture IV
Experiment by Abbrescia et al [3]	HFO1234ze(55%):i-C <sub>4</sub> H <sub>10</sub> (5%):He(40%)	Gas Mixture V
	HFO1234ze(54%):i-C <sub>4</sub> H <sub>10</sub> (3.7%):He(41%):SF <sub>6</sub> (1.3%)	Gas Mixture VI

**Table 1:** Different eco-friendly gas mixtures compared in this work based on their efficiency and streamer probability.

efficiency has been shown for the proposed Ar based mixture with and without SF<sub>6</sub> along with the measured data for other mixtures based on HFO1234ze, CO<sub>2</sub> and SF<sub>6</sub> as third component as shown in [7]. Figure 8a, and 8b shows the comparison between experimental data with the simulated result for 5 mV and 1 mV threshold respectively. The proposed gas mixture has also been compared with the mixture proposed in [3], which composed of HFO1234ze, He, i-C<sub>4</sub>H<sub>10</sub> and SF<sub>6</sub> as fourth component and shown in 8c,8d. It is clear from the plot that the present mixture proposed by us is advantageous in comparison to other mixtures from the following view points. a) The mixture has shown comparable streamer probability at higher efficiency even without addition of SF<sub>6</sub> which has very high GWP, and b) the operating voltage for the proposed mixture is quite low with respect to the HFO1234ze-based mixtures, as shown in 9a and 9b.



**Figure 8:** Comparison of efficiency versus streamer probability of the proposed gas mixtures to other alternative gas mixtures. The top panel shows comparison with experimental data from Bianchi et al. [7]. The bottom panel shows comparison with the alternative gas proposed in Abbrescia et al. [3]. The left panel is comparison when the threshold in simulation has been set to 5 mV. The right panel shows comparison when the threshold is reduced to 1 mV.



**Figure 9:** Comparison of efficiency as function of high voltage among the proposed gas mixtures in this work with other alternative gas mixtures [3, 7]. The gas mixtures are denoted as described in table 1

## 6 Conclusion

In this work, we have been able to establish that our numerical model based on hydrodynamics could describe the RPC performance quite well for the standard gas mixture by comparing its results with the measured data. Using this model, we have been able to demonstrate the efficacy of a new alternative of eco-friendly and inexpensive gas mixture for operating the RPCs in avalanche mode for INO-ICAL experiment. The proposed Ar, CO<sub>2</sub> and N<sub>2</sub> based gas mixture has been found to be operable at comparably lower voltage, but with higher streamer probability with respect to the present one. To operate RPC with this gas mixture one will have to operate at lower threshold which may give some electronic noise. The optimum operating voltage for the proposed gas mixture has been found to be narrower than the present one. In this work we have also compared this gas mixture with other alternative HFO1234ze based gas mixtures [3, 7]. It has been shown that the proposed Ar, CO<sub>2</sub> and N<sub>2</sub> based gas mixture has streamer probability similar to those alternative mixtures. It should be noted that the proposed gas mixtures of [3, 7] are more expensive and requires much higher operating voltage than the gas mixture proposed by us.

## Acknowledgments

We would like to thank the other group members of our laboratory at SINP and also the INO Collaboration for improving the content of this paper. S. Tripathy likes to thank DST INSPIRE for their help and support.

## References

- [1] A. Kumar et al., *Physics Potential of the ICAL detector at the India-based Neutrino Observatory (INO)*, *Pramana* **88** (2017) 79

- [2] [https://unfccc.int/kyoto\\_protocol](https://unfccc.int/kyoto_protocol)
- [3] M. Abbrescia et al., *Eco-friendly gas mixtures for Resistive Plate Chambers based on tetrafluoropropene and Helium*, *JINST* **11** (2016) P08019
- [4] R. Guida et al., *Characterization of RPC operation with new environmental friendly mixtures for LHC application and beyond*, *JINST* **11** (2016) C07016
- [5] G. Saviano et al., *Properties of potential eco-friendly gas replacements for particle detectors in high-energy physicist*, *JINST* **13** (2018) P03012
- [6] A. Bianchi et al., *Characterization of tetrafluoropropene-based gas mixtures for the RPC of the ALICE muon spectrometer*, *JINST* **14** (2019) P11014
- [7] A. Bianchi et al., *Studies on tetrafluoropropene-based gas mixtures with low environmental impact for Resistive Plate Chambers*, *JINST* **15** (2020) C04039
- [8] R. Guida, B. Mandelli and G. Rigoletti, *Performance studies of RPC detectors with new environmentally friendly gas mixtures in presence of LHC-like radiation background*, *Nucl. Instrum. Meth. A* **958** (2020), 162073 doi:10.1016/j.nima.2019.04.027
- [9] M. Abbrescia, P. Van Auwegem, L. Benussi, S. Bianco, S. Cauwenbergh, M. Ferrini, S. Muhammad, L. Passamonti, D. Pierluigi and D. Piccolo, et al. *Preliminary results of Resistive Plate Chambers operated with eco-friendly gas mixtures for application in the CMS experiment*, *JINST* **11** (2016) no.09, C09018 doi:10.1088/1748-0221/11/09/C09018 [arXiv:1605.08172 [physics.ins-det]].
- [10] A. Manna, B. Satyanarayana, R. R. Shinde, M. N. Saraf, D. Sil and E. Yuvaraj, *Springer Proc. Phys.* **203** (2018), 847-849 doi:10.1007/978-3-319-73171-1\_206
- [11] *Study on environmental and health effects of HFO refrigerants, Report prepared for the Norwegian Environment Agency, Publication number: M-917|2017, 22 December, 2017*  
<https://www.miljodirektoratet.no/globalassets/publikasjoner/M917/M917.pdf>
- [12] P. Fonte, *Survey of physical modelling in Resistive Plate Chambers*, *JINST* **8** (2013) P11001
- [13] <https://www.comsol.co.in/>
- [14] I.B.Smirnov, *Modeling of ionization produced by fast charged particles in gases*, *NIM A*, **554** (2005) 474
- [15] S.F.Biagi, *A multiterm Boltzmann analysis of drift velocity, diffusion, gain and magnetic-field effects in argon-methane-water-vapour mixtures*, *NIM A* **283** (1989) 716
- [16] Camarri et al., *Streamer suppression with SF6 in RPCs operated in avalanche mode*, *NIM A* **414** (1998) 317
- [17] J. Datta, S. Tripathy, N. Majumdar and S. Mukhopadhyay, *Study of Streamer Development in Resistive Plate Chamber*, [arXiv:2005.13911 [physics.ins-det]], *JINST* **15** (2020) C12006
- [18] V. Ammosov, V. Korablev and V. Zaets, *Nucl. Instrum. Meth. A* **401** (1997), 217-228 doi:10.1016/S0168-9002(97)00800-0
- [19] A. Tang, G. Horton-Smith, V. A. Kudryavtsev and A. Tonazzo, *Muon simulations for Super-Kamiokande, KamLAND and CHOOZ*, *Phys. Rev. D* **74** (2006), 053007
- [20] B.A. Lombos et al., *The Far-Ultraviolet Spectra of Branched Chain Paraffins*, *Chemical Physics Letters*. **1** (1967) 221

- [21] John J. Orlando et al., *Atmospheric Fate of Several Hydrofluoroethanes and Hydrochloroethanes: 2. UV Absorption Cross Sections and Atmospheric Lifetimes*, *Journal of Geophysical Research* **96 D3** (1991) 5013
- [22] Julien Capeillère et al., *The finite volume method solution of the radiative transfer equation for photon transport in non-thermal gas discharges: application to the calculation of photoionization in streamer discharges*, *J. Phys. D.*, **41** (2008) 23
- [23] Ö. Şahin, İ. Tapan, E. N. Özmutlu and R. Veenhof, *Penning transfer in argon-based gas mixtures*, *JINST* **5** (2010) no.05, P05002 doi:10.1088/1748-0221/5/05/P05002
- [24] S. Ramo, *Proc. Ire.* **27** (1939), 584-585 doi:10.1109/JRPROC.1939.228757
- [25] Ö. Şahin and T. Z. Kowalski, *JINST* **12** (2017) no.01, C01035 doi:10.1088/1748-0221/12/01/C01035
- [26] Ö. Şahin, T. Z. Kowalski and R. Veenhof, *Nucl. Instrum. Meth. A* **768** (2014), 104-111 doi:10.1016/j.nima.2014.09.061