

THE INTERACTION OF ELEMENTARY WAVES FOR NONISENTROPIC FLOW IN A VARIABLE CROSS-SECTION DUCT*

QINGLONG ZHANG†

Abstract. The interaction of elementary waves for isentropic flow in a variable cross-section duct is obtained ([15]). The authors have discussed rarefaction wave or shock wave interacts with stationary wave. In this paper, we extend their results to the nonisentropic flow. It can be proved that if one changes (u, ρ) plane in isentropic flow with (u, p) plane in nonisentropic case, the interaction results of rarefaction wave or shock wave with stationary wave can be moved parallel from the isentropic case when contact discontinuity is involved. Thus we mainly focus on the interactions between contact discontinuity and stationary wave. Some numerical results are given to verify our analysis. The results can apply to the interaction of more complicated wave patterns.

Keywords. Duct flow; interaction of elementary waves; non-isentropic; Riemann problem.

AMS subject classifications. 35L65; 35L80; 35R35; 35L60; 35L50

1. Introduction

The equations of nonisentropic flow in a variable cross-section duct are given by

$$\begin{cases} (a\rho)_t + (a\rho u)_x = 0, \\ (a\rho u)_t + (a\rho u^2 + ap)_x = pa_x, \\ (a\rho E)_t + (a\rho uE + p)_x = 0, \\ a_t = 0, \end{cases} \quad (1.1)$$

where ρ, u, p and E represent the density, velocity, pressure and total energy of the fluid, respectively. $E = e + \frac{1}{2}u^2$ with the internal energy $e = \frac{p\tau}{\gamma-1}$. The state equation is given by $p = \kappa(S)\rho^\gamma$, where $\kappa(S)$ is a variant corresponding to S and $1 < \gamma < 3$. Generally, $a(x)$ is given as a prior, here we view it as a variant which is independent of time ([1, 6, 11]).

System (1.1) is not conservative because of the existence of source term, which can be seen as nonconservative product ([13]). A general definition on the nonconservative product can be found in [5]. The discretization of source term plays an important role in the numerical approximations in many areas, for example, the nozzle flow model [1], the shallow water equations [7] and the multiphase flow models ([2, 3, 8, 9]), to name just a few.

In 2003, LeFloch and Thanh ([12]) solved the isentropic flow in a variable cross-section duct by dividing (u, ρ) plane with the coinciding characteristic curves. In each area, system (1.1) can be viewed as strictly hyperbolic. The Riemann problem of system (1.1) was studied by Andrianov and Warnecke ([1]) and Thanh ([17]), where the admissible criterion is proposed to select a physical relevant solution.

Recently, Sheng and Zhang [15] investigated the interaction of elementary waves of isentropic flow in variable cross-section duct. They give the results when the rarefaction wave or shock wave interacts with the stationary wave. The interaction results apart from the stationary wave can be found in [4, 16]. In this paper, we aim to extend their results to nonisentropic case. While the interaction results of isentropic flow can be moved parallel to nonisentropic case when contact discontinuity is involved, we devote

*Received 5 November 2019, accepted 21 December 2020.

†School of Mathematics and Statistics, Ningbo University, Ningbo, 315211, P.R.China. Email: zhangqinglong@nbu.edu.cn. This work is sponsored by K.C. Wong Magna Fund in Ningbo University.

to the interaction of contact discontinuity with stationary wave. The characteristic analysis method is used to analysis all the possible cases. Besides, some numerical results are given to support our analysis. We believe that the interaction results can apply to the interactions of more complicated wave patterns.

This paper is organized as follows. In section 2, we recall the characteristic analysis method and give the elementary waves. In section 3, we mainly discuss the interaction method of contact discontinuity with the stationary wave. The initial states in both supersonic area and subsonic area are considered. Some numerical results are given in section 4 to verify our analysis.

2. Preliminaries

2.1. Characteristic analysis and elementary waves If we take (p, S) as independent variables, ρ can be viewed as the function of (p, S)

$$\rho = \rho(p, S) = \left(\frac{p}{\gamma - 1} \exp\left(\frac{S_* - S}{C_v}\right) \right)^{1/\gamma}, \quad (2.1)$$

where S_*, C_v are constants. Denote $U = (p, u, S, a)$, when considering a smooth solution, system (1.1) can be rewritten as

$$\partial_t U + A(U) \partial_x U = 0, \quad (2.2)$$

where

$$A = \begin{pmatrix} \rho c^2 & u & 0 & \frac{\rho u c^2}{a} \\ u & 1/\rho & 0 & 0 \\ 0 & 0 & u & 0 \\ 0 & 0 & 0 & 0 \end{pmatrix}.$$

The matrix A has four eigenvalues

$$\lambda_1 = u - c, \quad \lambda_2 = u, \quad \lambda_3 = u + c, \quad \lambda_4 = 0, \quad (2.3)$$

where $c = \sqrt{p'(\rho)}$. The corresponding right eigenvectors are

$$\vec{r}_1 = (\rho, -1/c, 0, 0)^T, \quad \vec{r}_2 = (0, 0, 1, 0)^T, \quad \vec{r}_3 = (\rho, 1/c, 0, 0)^T, \quad \vec{r}_4 = (-2\rho c^2, 2c^2, 0, 1)^T. \quad (2.4)$$

The 2- and 4-characteristic fields are linearly degenerate, while the 1- and 3-characteristic fields are genuinely nonlinear:

$$-\nabla \lambda_1(U) \cdot r_1(U) = \nabla \lambda_3(U) \cdot r_3(U) = \frac{1}{2\sqrt{p'(\rho)}} (\rho p''(\rho) + 2p'(\rho)) > 0. \quad (2.5)$$

System (1.1) is not strictly hyperbolic because λ_1, λ_2 and λ_3 may coincide with λ_4 . More precisely, setting

$$\Gamma_{\pm} : u = \pm \sqrt{\gamma \kappa(S)^{1/\gamma}} p^{\frac{\gamma-1}{2\gamma}}, \quad \Gamma_0 : u = 0, \quad (2.6)$$

one can see that

$$\lambda_1 = \lambda_4 \quad \text{on} \quad \Gamma_+, \quad \lambda_3 = \lambda_4 \quad \text{on} \quad \Gamma_-, \quad \lambda_2 = \lambda_4 \quad \text{on} \quad \Gamma_0. \quad (2.7)$$

In the three-dimensional space of the coordinates (p, u, S) where a is constant, the three surfaces Γ_{\pm} and Γ_0 separate the space into four regions. For convenience, we will view them as D_1, D_2, D_3 and D_4 :

$$\begin{aligned} D_1 &= \left\{ (p, u, S, a) \mid u > \sqrt{\gamma\kappa(S)^{1/\gamma}} p^{\frac{\gamma-1}{2\gamma}} \right\}, \\ D_2 &= \left\{ (p, u, S, a) \mid 0 < u < \sqrt{\gamma\kappa(S)^{1/\gamma}} p^{\frac{\gamma-1}{2\gamma}} \right\}, \\ D_3 &= \left\{ (p, u, S, a) \mid -\sqrt{\gamma\kappa(S)^{1/\gamma}} p^{\frac{\gamma-1}{2\gamma}} < u < 0 \right\}, \\ D_4 &= \left\{ (p, u, S, a) \mid u < -\sqrt{\gamma\kappa(S)^{1/\gamma}} p^{\frac{\gamma-1}{2\gamma}} \right\}. \end{aligned} \quad (2.8)$$

In each of the region, the system is strictly hyperbolic and one has

$$\begin{aligned} \lambda_1 &> \lambda_4, & \text{in } D_1, \\ \lambda_1 &< \lambda_4 < \lambda_2, & \text{in } D_2, \\ \lambda_2 &< \lambda_4 < \lambda_3, & \text{in } D_3, \\ \lambda_3 &< \lambda_4, & \text{in } D_4. \end{aligned} \quad (2.9)$$

2.2. The rarefaction waves First, we look for self-similar solutions. The Riemann invariants of each characteristic can be computed by

$$\begin{cases} \lambda_1 = u - c: \left\{ a, u + \frac{2c}{\gamma-1}, S \right\}, \\ \lambda_2 = u: \left\{ a, u, p \right\}, \\ \lambda_3 = u + c: \left\{ a, u - \frac{2c}{\gamma-1}, S \right\}, \\ \lambda_4 = 0: \left\{ a\rho u, \frac{u^2}{2} + \frac{c^2}{\gamma-1}, S \right\}. \end{cases} \quad (2.10)$$

The cross-section $a(x)$ remains constant across rarefaction wave, system (1.1) degenerates to the gas dynamic equations

$$\begin{cases} \rho_t + (\rho u)_x = 0, \\ (\rho u)_t + (\rho u^2 + p)_x = 0, \\ (\rho E)_t + (u(\rho E + p))_x = 0. \end{cases} \quad (2.11)$$

For a given left hand state (p_0, u_0, S_0, a_0) , we determine the 1-wave and 3-wave rarefaction curves that can be connected on the right by

$$\begin{cases} R_1(U, U_0): u = u_0 - \int_{p_0}^p \frac{\sqrt{p'(\rho)}}{\rho} dp = u_0 - \frac{2\sqrt{\gamma\kappa^{1/\gamma}}}{\gamma-1} \left(p^{\frac{\gamma-1}{2\gamma}} - p_0^{\frac{\gamma-1}{2\gamma}} \right), & p < p_0, \\ R_3(U, U_0): u = u_0 + \int_{p_0}^p \frac{\sqrt{p'(\rho)}}{\rho} dp = u_0 + \frac{2\sqrt{\gamma\kappa^{1/\gamma}}}{\gamma-1} \left(p^{\frac{\gamma-1}{2\gamma}} - p_0^{\frac{\gamma-1}{2\gamma}} \right), & p > p_0. \end{cases} \quad (2.12)$$

2.3. The stationary waves The Rankine-Hugoniot relation associated with the last equation of (1.1) is that

$$-\sigma[a] = 0,$$

where $[a] := a_1 - a_0$ is the jump of the cross-section a . One can derive the conclusions:

- 1) $\sigma = 0$: the shock speed vanishes, here we assume $[a] \neq 0$ and called stationary contact discontinuity;
- 2) $\sigma \neq 0$: the cross-section a remains constant across the non-zero speed shocks.

Across the stationary contact discontinuity, the Riemann invariants remain constant,

from the last equation of (2.5), the right hand states (p, u, S, a) connected with the left hand state (p_0, u_0, S_0, a_0) should satisfy

$$\begin{cases} a_0 \rho_0 u_0 = a \rho u, \\ \frac{u_0^2}{2} + \frac{\kappa \gamma}{\gamma - 1} \rho_0^{\gamma-1} = \frac{u^2}{2} + \frac{\kappa \gamma}{\gamma - 1} \rho^{\gamma-1}, \\ \frac{p_0}{\rho_0^\gamma} = \frac{p}{\rho^\gamma} = \kappa(S). \end{cases} \quad (2.13)$$

By solving (2.13), we have the following results.

LEMMA 2.1. *Given the left hand state $U_0 = (p_0, u_0, S_0, a_0)$, (2.13) has at most two solutions $U_* = (p_*, u_*, S_0, a)$ and $U^* = (p^*, u^*, S_0, a)$ for any $a > 0$, if and only if $a \geq a_{\min}(U_0)$, where*

$$a_{\min}(U_0) = \frac{a_0 \rho_0 |u_0|}{\sqrt{\kappa \gamma} \rho_m^{\frac{\gamma+1}{2}}} \quad \text{and} \quad \rho_m = \left(\frac{\gamma-1}{\kappa \gamma (\gamma+1)} u_0^2 + \frac{2}{\gamma+1} \rho_0^{\gamma-1} \right)^{\frac{1}{\gamma-1}}. \quad (2.14)$$

More precisely,

- 1) If $a < a_{\min}(U_0)$, (2.13) has no solution, so there is no stationary waves.
- 2) If $a > a_{\min}(U_0)$, there are two points U_*, U^* satisfying (2.13), which can connect with U_0 by stationary waves.
- 3) If $a = a_{\min}(U_0)$, U_* and U^* coincide. The proof is straightforward. For the details, we refer to [12, 17] and don't repeat here.

Across the stationary contact discontinuity denoted by $S_0(U; U_0)$, the states $U_* = (p_*, u_*, S_0, a)$ and $U^* = (p^*, u^*, S_0, a)$ have the following properties

$$S_0(U; U_0) = \begin{cases} S_0(U_*; U_0), & |u_*| > c_*, \\ S_0(U^*; U_0), & |u^*| < c_*, \end{cases} \quad \text{more precisely,} \quad (2.15)$$

$$S_0(U; U_0) : \begin{cases} (u_*, p_*, S_0, a) \in \begin{cases} D_1, & u_0 > 0, \\ D_4, & u_0 < 0, \end{cases} \\ (u^*, p^*, S_0, a) \in \begin{cases} D_2, & u_0 > 0, \\ D_3, & u_0 < 0. \end{cases} \end{cases} \quad (2.16)$$

As shown in [12], the Riemann problem for (1.1) may admit up to a one-parameter family of solutions. This phenomenon can be avoided by requiring Riemann solutions to satisfy an admissibility criterion: monotone condition on the component a . Followed by [1, 12] and [17], we impose the following global entropy condition on stationary wave of (1.1).

Global entropy condition. Along the stationary curve $S_0(U; U_0)$ in the (u, p) -plane, the cross-section area a obtained from (2.13) is a monotone function of ρ .

Under the global entropy condition, we call the stationary contact discontinuity as stationary wave and have the following results.

LEMMA 2.2. *Global entropy condition is equivalent to the statement that any stationary wave has to remain in the closure of only one domain $D_i, i = 1, 2, 3, 4$.*

2.4. The shock waves and contact discontinuities For the non-zero speed shocks, the left hand state $U_0 = (p_0, u_0, S_0, a_0)$ and the right hand state $U = (p, u, S, a)$ are connected by the Rankine-Hugoniot relations corresponding to (2.11)

$$\begin{cases} -\sigma[\rho] + [\rho u] = 0, \\ -\sigma[\rho u] + [\rho u^2 + p(\rho)] = 0, \\ -\sigma[\rho E] + [\rho u E + up] = 0, \end{cases} \quad (2.17)$$

which is equivalent to

$$\sigma_i(U, U_0) = u_0 \mp \left(\rho \rho_0 \frac{[p]}{[\rho]} \right)^{1/2}, \quad i = 1, 3. \quad (2.18)$$

When $[p] = 0$, $[\rho] \neq 0$, we have the contact discontinuity corresponding to $\sigma_2(U, U_0)$, which is given by $J(U, U_0): u = u_0, p = p_0, \rho \neq \rho_0$.

A shock wave should satisfy the Lax shock conditions ([10])

$$\lambda_i(U) < \sigma_i(U, U_0) < \lambda_i(U_0), \quad i = 1, 3. \quad (2.19)$$

Using the Lax shock conditions, the 1- and 3-families of shock waves with non-zero speed connecting a given left hand state $U_0 = (p_0, u_0, S_0, a_0)$ to the right hand state $U = (p, u, S, a)$ are

$$S_1(U, U_0): \begin{cases} \tau = \frac{\tau_0(\mu^2 p + p_0)}{p + \mu^2 p_0}, & \text{where } \mu^2 = \frac{\gamma - 1}{\gamma + 1}, \quad \tau = \frac{1}{\rho}, \\ u = u_0 - (p - p_0) \sqrt{\frac{(1 - \mu^2)\tau_0}{p + \mu^2 p_0}}, & p > p_0, \end{cases} \quad (2.20)$$

$$S_3(U, U_0): \begin{cases} \tau = \frac{\tau_0(\mu^2 p + p_0)}{p + \mu^2 p_0}, \\ u = u_0 + (p - p_0) \sqrt{\frac{(1 - \mu^2)\tau_0}{p + \mu^2 p_0}}, & p < p_0. \end{cases} \quad (2.21)$$

The 1- and 3-shock wave speeds $\sigma_i(U, U_0) (i = 1, 3)$ may change their signs along the shock curves in the (u, p) plane, more precisely,

$$\sigma_1(U, U_0) \begin{cases} < 0, \\ < 0, p > \tilde{p}_0, \\ = 0, p = \tilde{p}_0, \\ > 0, p_0 < p < \tilde{p}_0, \end{cases} \begin{cases} U_0 \in D_2 \cup D_3 \cup D_4, \\ U_0 \in D_1, \end{cases} \quad (2.22)$$

and

$$\sigma_3(U, U_0) \begin{cases} > 0, \\ > 0, p > \bar{p}_0, \\ = 0, p = \bar{p}_0, \\ < 0, p_0 < p < \bar{p}_0, \end{cases} \begin{cases} U_0 \in D_1 \cup D_2 \cup D_3, \\ U_0 \in D_4, \end{cases} \quad (2.23)$$

where $\tilde{U}_0 = (\tilde{p}_0, \tilde{u}_0, \tilde{S}_0, a) \in D_2, \bar{U}_0 = (\bar{p}_0, \bar{u}_0, \bar{S}_0, a) \in D_3$.

Let us define the backward and forward wave curves

$$W_1(p; U_0) = \begin{cases} R_1(p; U_0), & p < p_0, \\ S_1(p; U_0), & p > p_0, \end{cases}$$

$$W_3(p; U_0) = \begin{cases} R_3(p; U_0), & p > p_0, \\ S_3(p; U_0), & p < p_0, \end{cases}$$

The wave curve $W_1(p; U_0)$ is strictly decreasing and convex in the (u, p) plane, while the wave curve $W_3(p; U_0)$ is strictly increasing and concave.

The elementary waves of (1.1) consists of rarefaction waves ($W_1(p; U_0)$), shock waves ($W_3(p; U_0)$), contact discontinuities ($J(U, U_0)$) and stationary waves ($S_0(U, U_0)$).

Now we turn to the interaction of elementary waves for (1.1). Since in [15], the authors have already discussed the isentropic case. For nonisentropic case, the result can be moved parallel if one changes the (u, p) plane into (u, p) plane as contact discontinuity is involved. Thus we mainly focus on the interaction of contact discontinuity with the stationary wave. The results are given in the following section.

3. The interactions of contact discontinuity with stationary wave

To study the contact discontinuity interacts with the stationary wave, we consider the initial value problem (1.1) with

$$(p, u, S, a) \Big|_{t=0} = \begin{cases} U_- = (p_-, u_-, S_-, a_0), & x < x_1, \\ U_m = (p_m, u_m, S_m, a_0), & x_1 < x < x_2, \\ U_+ = (p_+, u_+, S_+, a_1), & x > x_2. \end{cases} \quad (3.1)$$

Here U_- and U_m are connected by a contact discontinuity J , U_m and U_+ are connected by a stationary wave S_0 . That is

$$\begin{cases} U_m \in J(U, U_-): & u_- = u_m > 0, \quad p_- = p_m, \quad \rho_- \neq \rho_m, \\ U_+ \in S_0(U, U_m): & \begin{cases} a_0 \rho_m u_m = a_1 \rho_+ u_+, \\ \frac{u_m^2}{2} + \frac{c_m^2}{\gamma - 1} = \frac{u_+^2}{2} + \frac{c_+^2}{\gamma - 1}, \\ \frac{p_m}{\rho_m^\gamma} = \frac{p_+}{\rho_+^\gamma} = \kappa_+. \end{cases} \end{cases} \quad (3.2)$$

In the following part, we use the characteristic analysis method to discuss the interaction results. To begin with, we are interested in the properties of the stationary wave curve $S_0(U_1, U_0)$ which is formulated by making the left-hand state $U_0 \in J(U_m, U)$, the result is shown in the following lemma.

LEMMA 3.1. *Denote $U_0 \in J(U_m, U)$ as the left hand state, the right hand state U_1 that can be connected with U_0 by the stationary wave $S_0(U_1, U_0)$ is on the curve $l(u_+, p_+)$: $u p^{\frac{1}{\gamma}} = u_+ p_+^{\frac{1}{\gamma}}$.*

Proof. On one hand, from the assumption, one has

$$\begin{cases} U_0 \in J(U_m, U): & u_0 = u_m > 0, \quad p_0 = p_m, \quad \rho_0 \neq \rho_m, \\ U_1 \in S_0(U, U_0): & \begin{cases} a_0 \rho_0 u_0 = a_1 \rho_1 u_1, \\ \frac{u_0^2}{2} + \frac{c_0^2}{\gamma - 1} = \frac{u_1^2}{2} + \frac{c_1^2}{\gamma - 1}, \\ \frac{p_0}{\rho_0^\gamma} = \frac{p_1}{\rho_1^\gamma} = \kappa. \end{cases} \end{cases} \quad (3.3)$$

On the other hand, we have (3.2) holds. Combining (3.2) and (3.3) to yield

$$\begin{cases} \frac{\rho_m}{\rho_0} = \frac{\rho_+ u_+}{\rho_1 u_1}, \\ \left(\frac{\rho_0}{\rho_m} \right)^\gamma = \left(\frac{\rho_1}{\rho_+} \right)^\gamma \frac{p_+}{p_1}, \end{cases} \quad (3.4)$$

it follows the conclusion

$$u_1 p_1^{\frac{1}{\gamma}} = u_+ p_+^{\frac{1}{\gamma}}. \quad (3.5)$$

□

The key observation here is that when the left hand state $U_0 \in J(U_m, U)$, the right hand state $U_1 \in S_0(U, U_0)$ forms a curve which can be parameterized as a function of ρ_0 . This becomes our starting point to investigate the interaction results. Since the states on the two sides of the stationary wave remain in one domain from lemma 2.1, it is natural to classify the interaction results according to the intermediate state U_m is supersonic or subsonic, which is represented by

$$u_m > c_m \text{ and } \begin{cases} u_- > c_- \\ u_- < c_- \end{cases}, \quad \text{or} \quad u_m < c_m \text{ and } \begin{cases} u_- > c_- \\ u_- < c_- \end{cases}. \quad (3.6)$$

We will discuss them case by case.

Construction 1. $u_m > c_m$ and $u_- > c_-$. In this case, as the contact discontinuity touches the stationary wave, U_- will jump to U_{-*} first as both W_1 and W_3 have positive speeds. To further determine the interaction results, it is essential to judge the relative positions of p_{-*} and p_+ , which is given in the following lemma.

LEMMA 3.2. When U_m and U_- are both supersonic, i.e., $u_m > c_m, u_- > c_-$, we have

$$p_{-*} < p_+ \text{ if } \rho_- < \rho_m \text{ and } p_{-*} > p_+ \text{ if } \rho_- > \rho_m. \quad (3.7)$$

Proof. Assume that U_0 and U_1 are defined in lemma 3.1. First, differential (3.3) on both sides, one has

$$\begin{cases} a_0 u_m d\rho_0 = a_1 \rho_1 du_1 + a_1 u_1 d\rho_1, \\ \frac{\gamma}{\gamma-1} p_m \left(-\frac{1}{\rho_0^2}\right) d\rho_0 = u_1 du_1 + \frac{\gamma}{\gamma-1} \frac{1}{\rho_1} dp_1 - \frac{\gamma}{\gamma-1} \frac{p_1}{\rho_1^2} d\rho_1, \\ \gamma p_1 \rho_0^{\gamma-1} d\rho_0 = \gamma p_m \rho_1^{\gamma-1} d\rho_1 - \rho_0^\gamma d\rho_1. \end{cases} \quad (3.8)$$

Insert the third equation of (3.3) to the third equation of (3.8), one obtains

$$d\rho_1 = \frac{\rho_1}{\gamma p_1} dp_1 + \frac{\rho_1}{\rho_0} d\rho_0. \quad (3.9)$$

Then by substituting (3.9) into the first two equations of (3.8), we have after arranging terms that

$$\begin{cases} du_1 = -\frac{u_1}{\gamma p_1} dp_1, \\ \frac{\gamma}{\gamma-1} \left(\frac{p_1}{\rho_0 \rho_1} - \frac{p_m}{\rho_0^2} \right) d\rho_0 = u_1 du_1 + \frac{1}{\rho_1} dp_1. \end{cases} \quad (3.10)$$

By eliminating du_1 in (3.10), one gets

$$\frac{dp_1}{d\rho_0} = \frac{\gamma^2 p_m p_1 (\rho_0^{\gamma-1} - \rho_1^{\gamma-1})}{(\gamma-1) \rho_0^{\gamma+1} (u_1^2 - c_1^2)}. \quad (3.11)$$

From the assumption, on one hand, we have $u_0 > c_0$ since $U_0 \in J(U_m, U_-)$, which indicates that $p_1 < p_0 = p_m$ from the property of stationary wave. On the other hand, (3.3) tells $\frac{p_0}{\rho_0^\gamma} = \frac{p_m}{\rho_0^\gamma} = \frac{p_1}{\rho_1^\gamma}$, it follows that $\rho_1 < \rho_0$. Thus from (3.11), we have $\frac{dp_1}{d\rho_0} > 0$ in this case. Besides, as $U_0 = U_m$, $U_1 = U_+$, we conclude as follows.

- 1) If $\rho_0 = \rho_- < \rho_m$, then $p_1 = p_- < p_+$,
- 2) If $\rho_0 = \rho_- > \rho_m$, then $p_1 = p_- > p_+$.

Thus we prove the lemma. \square

Based on lemma 3.2, we now give the interaction results as follows.

LEMMA 3.3. *When U_m and U_- are both supersonic, U_- jumps to U_{-*} as the contact discontinuity touches the stationary wave. More specifically:*

Case 1. $\rho_- > \rho_m$, the interaction results have two subcases (see Fig. 3.1.):

Subcase 1. If $u_{-} + \frac{2}{\gamma-1}c_{-*} > u_+ - \frac{2}{\gamma-1}c_+$, then the result is*

$$J(U_m, U_-) \oplus S_0(U_+, U_m) \rightarrow S_0(U_{-*}, U_-) \oplus R_1(U_2, U_{-*}) \oplus J(\bar{U}_2, U_2) \oplus R_3(U_+, \bar{U}_2). \quad (3.12)$$

Subcase 2. If $u_{-} + \frac{2}{\gamma-1}c_{-*} \leq u_+ - \frac{2}{\gamma-1}c_+$, there exists a vacuum. The result is*

$$J(U_m, U_-) \oplus S_0(U_+, U_m) \rightarrow S_0(U_{-*}, U_-) \oplus R_1(\text{Vacuum}, U_{-*}) \oplus R_3(U_+, \text{Vacuum}). \quad (3.13)$$

Case 2. $\rho_- < \rho_m$, the interaction result is (see Fig. 3.2.):

$$J(U_m, U_-) \oplus S_0(U_+, U_m) \rightarrow S_0(U_{-*}, U_-) \oplus S_1(U_3, U_{-*}) \oplus J(\bar{U}_3, U_3) \oplus S_3(U_+, \bar{U}_3). \quad (3.14)$$

Here “ \oplus ” means “follows”.

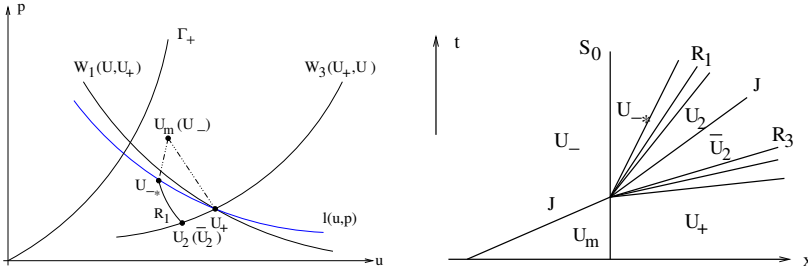


Fig. 3.1. Case 1. $u_m > c_m, u_- > c_-$ and $\rho_- > \rho_m$.

Proof. The proof of case 1. First, from lemma 3.2, we have $p_{-*} > p_+$ as $\rho_- > \rho_m$. Then, from lemma 3.1, p_{-*} is on $l(u_+, p_+): up^{\frac{1}{\gamma}} = u_+ p_+^{\frac{1}{\gamma}}$. We conclude that $R_1(U, U_{-*})$ intersects with $R_3(U_+, U)$ at U_2 if it holds $u_{-*} + \frac{2}{\gamma-1}c_{-*} \geq u_+ - \frac{2}{\gamma-1}c_+$, see Fig. 3.1. To prove that, it is enough to compare the relative positions of $R_1(u, p)$ and $l(u, p)$. Since one has

$$\begin{cases} l(u, p): & \frac{du}{dp}|_{(u,p)} = -\frac{u}{\gamma p}, \\ R_1(u, p): & \frac{du}{dp}|_{(u,p)} = -\frac{1}{\rho c}, \end{cases} \quad (3.15)$$

it follows that

$$\frac{du}{dp}|_{R_1(u,p)} - \frac{du}{dp}|_{l(u,p)} = \frac{u}{\gamma p} - \frac{1}{\rho c} = \frac{u-c}{\rho c^2} > 0. \quad (3.16)$$

Thus $l(u, p)$ is above the curve $R_1(U, U_{-*})$ as $p < p_{-*}$. See Fig. 3.1(left).

The interaction result in this case is: U_- jumps to U_{-*} by stationary wave, U_{-*} reaches to U_2 by a backward rarefaction wave, followed by a contact discontinuity from U_2 to \bar{U}_2 , then followed by a forward rarefaction wave from \bar{U}_2 to U_+ . That is

$$J(U_m, U_-) \oplus S_0(U_+, U_m) \rightarrow S_0(U_{-*}, U_-) \oplus R_1(U_2, U_{-*}) \oplus J(\bar{U}_2, U_2) \oplus R_3(U_+, \bar{U}_2). \quad (3.17)$$

If $u_{-*} + \frac{2}{\gamma-1}c_{-*} < u_+ - \frac{2}{\gamma-1}c_+$, then $R_1(U, U_{-*}) \cap R_3(U_+, U) = \emptyset$. U_2 turns to a vacuum, so as \bar{U}_2 . The result is

$$J(U_m, U_-) \oplus S_0(U_+, U_m) \rightarrow S_0(U_{-*}, U_-) \oplus R_1(\text{Vacuum}, U_{-*}) \oplus R_3(U_+, \text{Vacuum}). \quad (3.18)$$

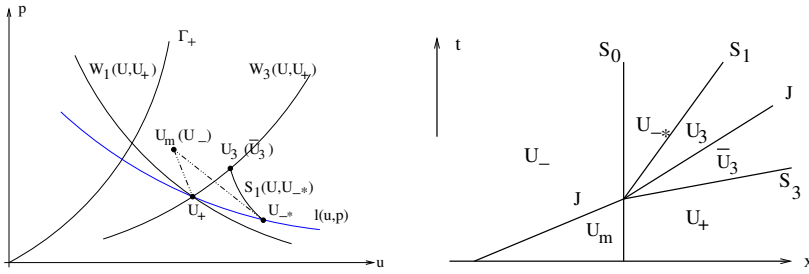


Fig. 3.2. Case 2. $u_m > c_m, u_- > c_-$ and $\rho_- < \rho_m$.

The proof of case 2. First, from lemma 3.2, we have $p_{-*} < p_+$ as $\rho_- < \rho_m$, see Fig. 3.2. Denote that $\{U_3\} = S_1(U, U_{-*}) \cap W_3(U, U_+)$, then we conclude that $p_3 > p_+$ since $S_1(U, U_{-*})$ will not penetrate $W_1(U, U_+)$ in this case [4].

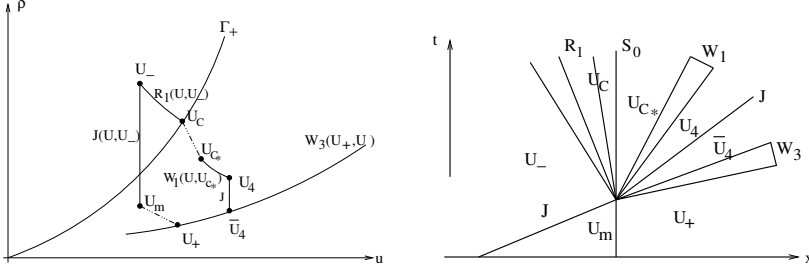
The interaction result is: U_- jumps to U_{-*} by stationary wave, U_{-*} and U_3 are connected by a backward shock wave, followed by a contact discontinuity from U_3 to \bar{U}_3 , then followed by a forward shock wave from \bar{U}_3 to U_+ . That is

$$J(U_m, U_-) \oplus S_0(U_+, U_m) \rightarrow S_0(U_{-*}, U_-) \oplus S_1(U_3, U_{-*}) \oplus J(\bar{U}_3, U_3) \oplus S_3(U_+, \bar{U}_3). \quad (3.19)$$

Remark 1. It is worthing to note that we consider the polytropic gas (2.1) here. For more general equations of state, such as the Chaplygin gas or the van der Waals gas, if $S_1(U, U_{-*}) \cap W_3(U, U_+) = \emptyset$ in case 2, then a delta shock wave solution is needed. We left it for the future considerations.

Construction 2. $u_m > c_m$ and $u_- < c_-$. This is a transonic case. The interaction results are obtained by solving a new Riemann problem with the initial data U_- and U_+ once the contact discontinuity touches the stationary wave. For the details, we refer to [12, 17]. The solution begins with a backward rarefaction wave from U_- to a sonic point $U_C \in \Gamma_+$, followed by a stationary jump from U_C to U_{C*} , then followed by a backward wave $W_1(U, U_{C*})$ from U_{C*} to U_4 , U_4 jumps to \bar{U}_4 by a contact discontinuity, finally followed by a forward wave from \bar{U}_4 to U_+ . See Fig.3.3. Similarly, there exists a vacuum when $W_1(U, U_{C*}) \cap W_3(U_+, U) = \emptyset$ in this case.

Construction 3. $u_m < c_m$ and $u_- < c_-$. Now we turn to the case that U_m is subsonic. First we consider that the left-hand state U_- is also subsonic. As the contact discontinuity touches the stationary wave, U_- will first pass through a backward wave

Fig. 3.3. Case $u_m > c_m$ and $u_- < c_-$.

$W_1(U, U_-)$, which is different from the supersonic case. This indicates us to define a curve $S_0(\bar{U}^*, \bar{U})$ in the (u, p) plane:

$$S_0(\bar{U}^*, \bar{U}): \quad \bar{U} \in W_1(U, U_-), \quad \bar{U}^* \in S_0(U, \bar{U}). \quad (3.20)$$

It is obviously that $S_0(\bar{U}^*, \bar{U})$ starts from $\bar{U}^* = U_-^*$ as $\bar{U} = U_-$. By using (3.11), one can discuss similarly as lemma 3.2 to obtain that

$$p_-^* > p_+ \quad \text{if} \quad \rho_- > \rho_m \quad \text{and} \quad p_-^* < p_+ \quad \text{if} \quad \rho_- < \rho_m. \quad (3.21)$$

In fact, from the stationary wave solution, one has $p_1 > p_0 = p_m$ in this case, which further indicates $\rho_1 > \rho_0$ as $\frac{p_0}{\rho_0^\gamma} = \frac{p_1}{\rho_1^\gamma}$. Thus it follows that $\frac{dp_1}{d\rho_0} > 0$ from (3.11).

Based on the relative positions of ρ_- and ρ_m , we discuss the interaction results as follows.

LEMMA 3.4. *When U_m and U_- are both subsonic, U_- first pass through a backward wave as the contact discontinuity touches the stationary wave. More specifically:*

Case 3. $\rho_- > \rho_m$, the interaction result is (see Fig. 3.4.):

$$J(U_m, U_-) \oplus S_0(U_+, U_m) \rightarrow R_1(U_2, U_-) \oplus S_0(U_2^*, U_2) \oplus J(\bar{U}_2^*, U_2^*) \oplus S_3(U_+, \bar{U}_2^*). \quad (3.22)$$

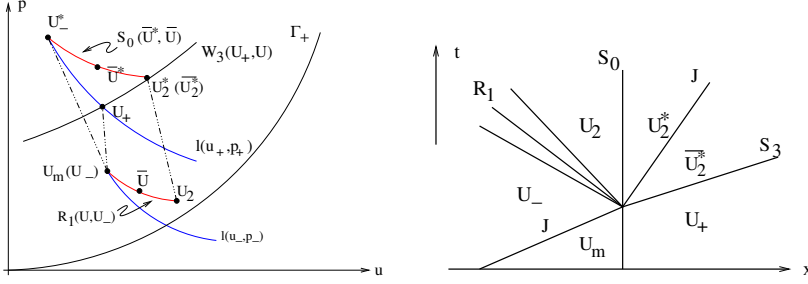
Case 4. $\rho_- < \rho_m$, the interaction result as $1 < \gamma \leq 2$ is (see Fig. 3.5.):

$$J(U_m, U_-) \oplus S_0(U_+, U_m) \rightarrow S_1(U_3, U_-) \oplus S_0(U_3^*, U_3) \oplus J(\bar{U}_3^*, U_3^*) \oplus W_3(U_+, \bar{U}_3^*). \quad (3.23)$$

Proof. The proof of case 3. On one hand, we have $p_-^* > p_+$ as $\rho_- > \rho_m$ from the above discussion. Note that p_-^* is on the curve $l(u_+, p_+): up^{\frac{1}{\gamma}} = u_+ p_+^{\frac{1}{\gamma}}$ from lemma 3.1, see Fig. 3.4 (left). The interaction result starts from a backward rarefaction wave. It can be shown that $R_1(U, U_-)$ is above the curve $l(u_-, p_-): up^{\frac{1}{\gamma}} = u_- p_-^{\frac{1}{\gamma}}$ as $p < p_-$, which can be directly obtained from (3.16).

On the other hand, to determine the forward wave, denote $\{U_2^*\} = S_0(\bar{U}^*, \bar{U}) \cap W_3(U_+, U)$, where $S_0(\bar{U}^*, \bar{U})$ is defined in (3.20). We next show that U_2^* is above the curve $l(u_+, p_+)$. This is not difficult since from (3.3), one has the following

$$a_1 u_2^* (p_2^*)^{\frac{1}{\gamma}} = a_0 u_2 p_2^{\frac{1}{\gamma}} > a_0 u_- p_-^{\frac{1}{\gamma}} = a_1 u_-^* (p_-^*)^{\frac{1}{\gamma}} = a_1 u_+ p_+^{\frac{1}{\gamma}}. \quad (3.24)$$

Fig. 3.4. Case 3. $u_m < c_m, u_- < c_-$ and $\rho_- > \rho_m$.

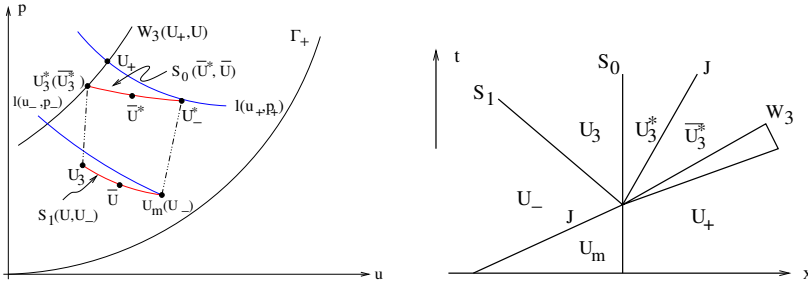
Here we use the fact

$$u_2 p_2^{\frac{1}{\gamma}} > u_- p_-^{\frac{1}{\gamma}} \quad (3.25)$$

from the above discussion. Thus the forward wave can be determined.

The interaction result in this case is: U_- first reaches to U_2 by a backward rarefaction wave, followed by a stationary wave from U_2 to U_2^* , followed by a contact discontinuity from U_2^* to \bar{U}_2^* , then followed by a forward shock wave from \bar{U}_2^* to U_+ . That is

$$J(U_m, U_-) \oplus S_0(U_+, U_m) \rightarrow R_1(U_2, U_-) \oplus S_0(U_2^*, U_2) \oplus J(\bar{U}_2^*, U_2^*) \oplus S_3(U_+, \bar{U}_2^*). \quad (3.26)$$

Fig. 3.5. Case 4. $u_m < c_m, u_- < c_-$ and $\rho_- < \rho_m$.

The proof of case 4. On one hand, we have $p_-^* < p_+$ as $\rho_- < \rho_m$ from (3.11). Thus the interaction result starts from a backward shock wave first, see Fig. 3.5 (left). On the other hand, to determine the forward wave, denote $\{U_3^*\} = S_0(\bar{U}^*, \bar{U}) \cap W_3(U_+, U)$, where $S_0(\bar{U}^*, \bar{U})$ is defined in (3.20). U_3^* is jumped from U_3 by a stationary wave. It is sufficient to show that U_3 is on the left side of $l(u_-, p_-)$ as $1 < \gamma \leq 2$. The conclusion is not obviously since direct comparison of the positions between $S_1(U, U_-)$ and $l(u_-, p_-)$ may bring difficulties. Here we use the curve $R_1(U, U_-)$ to prove it. To this end, from (2.20), one has

$$\left. \frac{du}{dp} \right|_{S_1(U, U_-)} = -\sqrt{\frac{(1-\mu^2)\tau p + (1+2\mu^2)p_-}{\mu^2 p + p_-} \frac{p}{2(p+\mu^2 p_-)}}. \quad (3.27)$$

Since $S_1(U, U_-)$ touches $R_1(U, U_-)$ up to the second order ([16]). It is necessary to show that

$$\frac{du}{dp}\big|_{S_1(U, U_-)} - \frac{du}{dp}\big|_{R_1(U, U_-)} < 0 \quad (3.28)$$

as $p > p_-$ when $1 < \gamma \leq 2$. One can compute (3.28) by

$$\begin{aligned} \frac{du}{dp}\big|_{S_1(U, U_-)} - \frac{du}{dp}\big|_{R_1(U, U_-)} &= \sqrt{\frac{\tau}{\gamma p}} - \sqrt{\frac{(1-\mu^2)\tau}{\mu^2 p + p_-} \frac{p + (1+2\mu^2)p_-}{2(p + \mu^2 p_-)}} \\ &= \sqrt{\frac{(1-\mu^2)\tau}{\mu^2 p + p_0}} \left(\sqrt{\frac{\mu^2 p + p_0}{\gamma(1-\mu^2)p}} - \frac{p + (1+2\mu^2)p_0}{2(p + \mu^2 p_0)} \right). \end{aligned} \quad (3.29)$$

We are left to determine the sign of

$$\sqrt{\frac{\mu^2 p + p_0}{\gamma(1-\mu^2)p}} - \frac{p + (1+2\mu^2)p_0}{2(p + \mu^2 p_0)}. \quad (3.30)$$

Set

$$f(p, p_0) := \frac{\mu^2 p + p_0}{\gamma(1-\mu^2)p} - \left(\frac{p + (1+2\mu^2)p_0}{2(p + \mu^2 p_0)} \right)^2, \quad (3.31)$$

if we make $x = p/p_0, x > 1$, then a direct calculation shows that the size of (3.31) is equivalent to

$$g(x) := (4\mu^2 - \gamma(1-\mu^2))x^3 + (4 + 8\mu^4 - 2\gamma(1-\mu^2)(1+2\mu^2))x^2 \quad (3.32)$$

$$+ (8\mu^2 - \gamma(1-\mu^2)(1+2\mu^2)^2 + 4\mu^6)x + 4\mu^4. \quad (3.33)$$

One can easily verify that $g(1) = g'(1) = 0$, $g'(x) < 0$ for $x > 1$ as $1 < \gamma \leq 2$. Thus the curve $S_1(U, U_-)$ is below $R_1(U, U_-)$ as $p > p_-$ when $1 < \gamma \leq 2$. Besides, from (3.16), one already knows that $R_1(U, U_-)$ is always below $l(u_-, p_-)$ as $p > p_-$. This leads to the fact that $S_1(U, U_-)$ is below $l(u_-, p_-)$ as $p > p_-$ when $1 < \gamma \leq 2$.

Similar as (3.24), one may show that $p_3^* < p_+$, see Fig. 3.5. The interaction result in this case is: U_- and U_3 are connected by a backward shock wave, followed by a stationary wave from U_3 to U_3^* , then followed by a forward rarefaction wave from U_3^* to U_+ . That is

$$J(U_m, U_-) \oplus S_0(U_+, U_m) \rightarrow S_1(U_3, U_-) \oplus S_0(U_3^*, U_3) \oplus R_3(U_+, U_3^*). \quad (3.34)$$

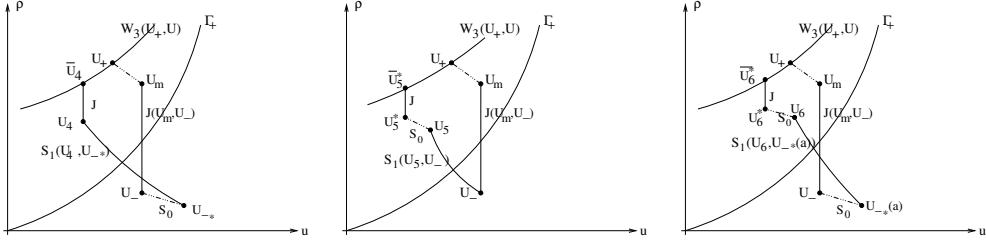
□

Construction 4. $u_m < c_m$ and $u_- > c_-$. We are left with the case $u_- > c_-$ as $u_m < c_m$. This is also a transonic case. The new Riemann problem as the interaction happens have at most three solutions. See Fig. 3.6. For the first solution, U_- jumps to U_{-*} by a stationary wave, followed by a backward shock wave with positive speed, then followed by a forward wave. That is

$$J(U_m, U_-) \oplus S_0(U_+, U_m) \rightarrow S_0(U_{-*}, U_-) \oplus S_1(U_4, U_{-*}) \oplus J(\bar{U}_4, U_4) \oplus W_3(U_+, \bar{U}_4). \quad (3.35)$$

For the second solution, U_- jumps to a subsonic state by a backward shock wave, followed by a stationary wave, then followed by a forward wave. That is

$$J(U_m, U_-) \oplus S_0(U_+, U_m) \rightarrow S_1(U_5, U_-) \oplus S_0(U_5^*, U_5) \oplus J(\bar{U}_5^*, U_5^*) \oplus W_3(U_+, \bar{U}_5^*). \quad (3.36)$$

Fig. 3.6. Case $u_m < c_m$ and $u_- > c_-$.

For the third solution, it contains three waves with the same zero speed. That is

$$S_0(U_{-*}(a), U_-) \oplus S_1(U_6, U_{-*}(a)) \oplus S_0(U_6^*, U_6) \oplus J(\bar{U}_6^*, U_6^*) \oplus W_3(U_+, U_6^*). \quad (3.37)$$

Here $U_{-*}(a)$ is jumped from U_- by stationary wave with the cross section shifting from a_0 to an intermediate state $a \in [a_0, a_1]$. We refer to [17] for more details.

4. Numerical simulations In this section we give some numerical examples, which is consistent with our analysis in section 3. Given a uniform time step Δt and an equal mesh size Δx . Set $x_j = j\Delta x$, $j \in \mathbf{Z}$, $t^n = n\Delta t$, $n \in \mathbf{N}$. Set

$$\lambda = \frac{\Delta t}{\Delta x}. \quad (4.1)$$

Let V_j^n be the approximation of the values $V(x_j, t^n)$ of the exact solution. Here we use the modified Godunov-Rusanov scheme (see [14])

$$V_i^{n+1} = V_i^n - \lambda \left(F_{i+1/2}^n - F_{i-1/2}^n \right) + \Delta t p_i^n \Delta, \quad (4.2)$$

$$V := (a\rho, a\rho u, a\rho E), \quad F(V) := (a\rho u, a(\rho u^2 + p), a u(\rho E + p)),$$

where Δ represents the discrete form of the term a_x which is set to

$$\Delta = \frac{a_{i+1}^n - a_i^n}{2\Delta x}. \quad (4.3)$$

The numerical flux for the conservative fluxes is given by

$$F_{i+1/2}^n = \frac{1}{2} (F_i + F_{i+1} - S_{i+1/2}(V_{i+1} - V_i)), \quad (4.4)$$

where $S_{i+1/2} = \max\{ |(\lambda_1)_i|, |(\lambda_3)_i|, |(\lambda_1)_{i+1}|, |(\lambda_3)_{i+1}| \}$.

The domain is set to $[0, 10]$, the stationary wave is located at $x = 3.0$ for clearly seen. We use 2000 grids, the CFL constant is set to 0.75, $\gamma = 2.0$.

Test 1. The initial data is given by

$$\begin{aligned} (\rho_-, u_-, p_-, a_0) &= (2.25, 5.0, 5.0, 1.0), & 0 < x < 2.9, \\ (\rho_m, u_m, p_m, a_0) &= (1.0, 5.0, 5.0, 1.0), & 2.9 < x < 3, \\ (\rho_+, u_+, p_+, a_1) &= (0.688168, 5.589, 2.3679, 1.5), & 3 < x < 10. \end{aligned} \quad (4.5)$$

We have $U_- \in D_1$, $U_m \in D_1$, $U_+ \in D_1$. The result is shown at $t = 0.35s$, see Fig. 4.1. The solution begins with a stationary wave, followed by a backward rarefaction wave,

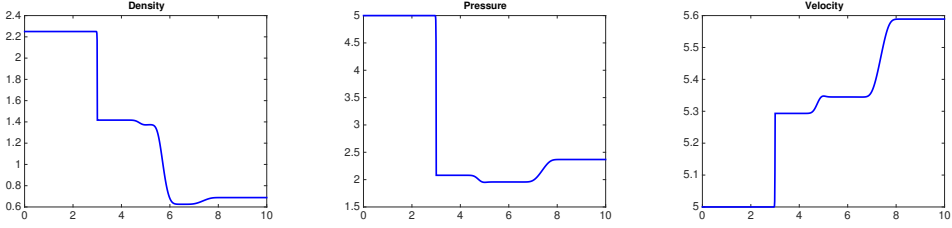


Fig. 4.1. Test 1.

followed by a contact discontinuity, then followed by a forward rarefaction wave. The result is the same with that in case 1.

Test 2. The initial data is given by

$$\begin{aligned} (\rho_-, u_-, p_-, a_0) &= (0.75, 5.0, 5.0, 1.0), & 0 < x < 2.9, \\ (\rho_m, u_m, p_m, a_0) &= (1.0, 5.0, 5.0, 1.0), & 2.9 < x < 3, \\ (\rho_+, u_+, p_+, a_1) &= (0.688168, 5.589, 2.3679, 1.3), & 3 < x < 10. \end{aligned} \quad (4.6)$$

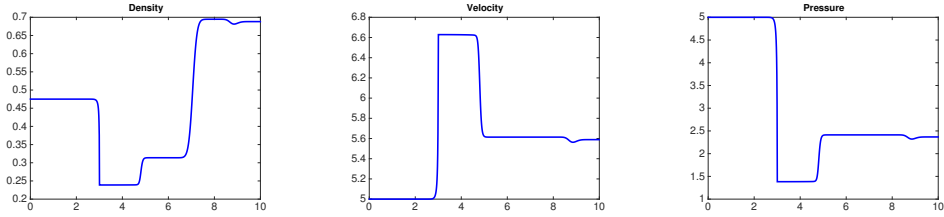


Fig. 4.2. Test 2.

We have $U_- \in D_1$, $U_m \in D_1$, $U_+ \in D_1$. The result is shown at $t=0.35s$, see Fig. 4.2. The solution begins with a stationary wave, followed by a backward shock wave, followed by a contact discontinuity, then followed by a forward shock wave. The result is the same with that in case 2.

Test 3. The initial data is given by

$$\begin{aligned} (\rho_-, u_-, p_-, a_0) &= (0.25, 5.0, 5.0, 1.0), & 0 < x < 2.9, \\ (\rho_m, u_m, p_m, a_0) &= (1.0, 5.0, 5.0, 1.0), & 2.9 < x < 3, \\ (\rho_+, u_+, p_+, a_1) &= (0.688168, 5.589, 2.3679, 1.5), & 3 < x < 10. \end{aligned} \quad (4.7)$$

We have $U_- \in D_2$, $U_m \in D_1$, $U_+ \in D_1$. The result is shown at $t=0.5s$, see Fig. 4.3. The solution begins with a backward rarefaction wave, which is attached with the stationary wave, followed by a backward shock wave, followed by a contact discontinuity, then followed by a forward shock wave. The result is the same with that in the transonic case.

Test 4. The initial data is given by

$$\begin{aligned} (\rho_-, u_-, p_-, a_0) &= (1.075, 1.5, 5.0, 1.0), & 0 < x < 2.9, \\ (\rho_m, u_m, p_m, a_0) &= (1.0, 1.5, 5.0, 1.0), & 2.9 < x < 3, \\ (\rho_+, u_+, p_+, a_1) &= (1.0687, 0.9357, 4.3777, 1.5), & 3 < x < 10. \end{aligned} \quad (4.8)$$

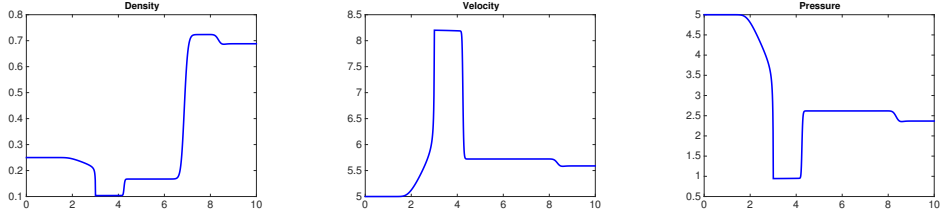


Fig. 4.3. Test 3.

We have $U_- \in D_2$, $U_m \in D_2$, $U_+ \in D_2$. The result is shown at $t=1.0s$, see Fig. 4.4. The solution begins with a backward rarefaction wave, followed by a stationary wave, followed by a contact discontinuity, then followed by forward shock wave. The result is the same with that in case 3.

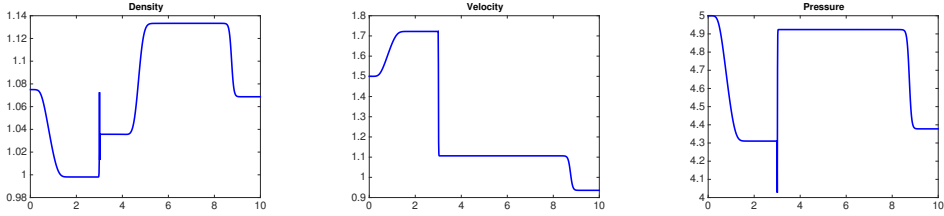


Fig. 4.4. Test 4.

Test 5. The initial data is given by

$$\begin{aligned} (\rho_-, u_-, p_-, a_0) &= (1.0, 4.0, 10.0, 1.0), & 0 < x < 2.9, \\ (\rho_m, u_m, p_m, a_0) &= (1.2, 4.0, 10.0, 1.0), & 2.9 < x < 3, \\ (\rho_+, u_+, p_+, a_1) &= (1.63872, 1.9527, 18.6486, 1.5), & 3 < x < 10. \end{aligned} \quad (4.9)$$

We have $U_- \in D_2$, $U_m \in D_2$, $U_+ \in D_2$. The result is shown at $t=0.5s$, see Fig. 4.5. The solution begins with a backward shock wave, followed by a stationary wave, followed by a contact discontinuity, then followed by a forward rarefaction wave. The result is the same with that in case 4.

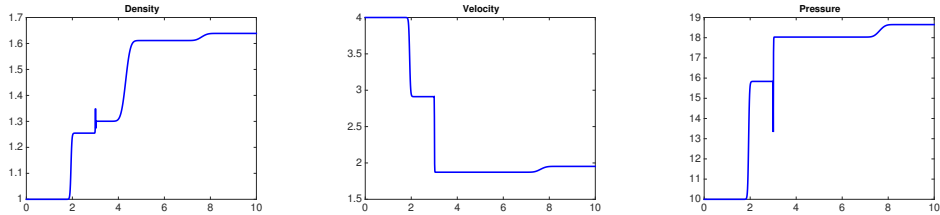


Fig. 4.5. Test 5.

Test 6. The initial data is given by

$$\begin{aligned} (\rho_-, u_-, p_-, a_0) &= (7.0, 1.5, 5.0, 1.0), & 0 < x < 2.9, \\ (\rho_m, u_m, p_m, a_0) &= (1.0, 1.5, 5.0, 1.0), & 2.9 < x < 3, \\ (\rho_+, u_+, p_+, a_1) &= (1.0687, 0.9375, 4.3777, 1.5), & 3 < x < 10. \end{aligned} \quad (4.10)$$

We have $U_- \in D_1$, $U_m \in D_2$, $U_+ \in D_2$. The result is shown at $t=1.0s$, see Fig. 4.6. The solution begins with a stationary wave, followed by a backward shock wave, followed by a contact discontinuity, then followed by a forward shock wave. The result is the same with that in the transonic case.

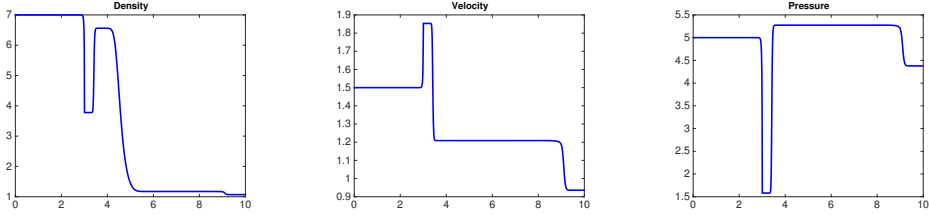


Fig. 4.6. Test 6.

Test 7. The initial data is given by

$$\begin{aligned} (\rho_-, u_-, p_-, a_0) &= (1.5, 4.0, 10.0, 1.0), & 0 < x < 2.9, \\ (\rho_m, u_m, p_m, a_0) &= (1.2, 4.0, 10.0, 1.0), & 2.9 < x < 3, \\ (\rho_+, u_+, p_+, a_1) &= (1.63872, 1.9527, 18.6486, 1.5), & 3 < x < 10. \end{aligned} \quad (4.11)$$

We have $U_- \in D_1$, $U_m \in D_2$, $U_+ \in D_2$. The result is shown at $t=0.5s$, see Fig. 4.7. The solution begins with a backward shock wave, followed by a stationary wave, followed by a contact discontinuity, then followed by a forward shock wave. The result is the same with that in the transonic case.

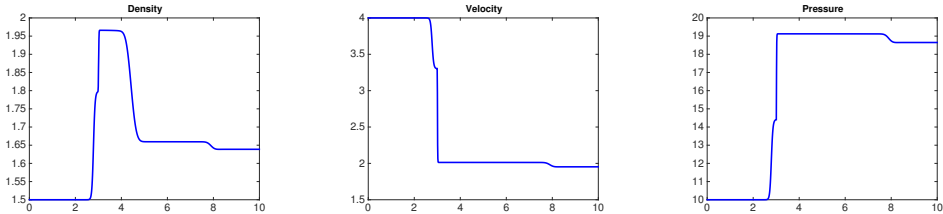


Fig. 4.7. Test 7.

In summary, we mainly obtained the results of contact discontinuity interacts with the stationary wave for nonisentropic flow in a cross-section duct. When the contact discontinuity touches the stationary wave, we need to solve a new Riemann problem with piecewise constant initial data. We classify all the possible cases based on the initial data by using the characteristic analysis method. Numerical results fit well with our analysis in the phase plane.

Acknowledgements The author wishes to thank Prof. Wancheng Sheng for many valuable discussions about this problem and the method proposed here. The author is also very grateful to the anonymous referees' for careful reading and comments, which improved the original manuscript greatly.

REFERENCES

- [1] N. Andrianov and G. Warnecke, *On the solution to the Riemann problem for the compressible duct flow*, SIAM J. Appl. Math., 64: 878-901, 2004. [1](#), [2.3](#)
- [2] N. Andrianov and G. Warnecke, *The Riemann problem for the Baer-Nunziato two-phase flow models*, J. Comput. Phys., 195: 434-464, 2004. [1](#)
- [3] M.R. Baer and J.W. Nunziato, *A two-phase mixture theory for the deflagration-to-detonation transition (DDT) in reactive granular materials*, Int. J. Multiphase Flows, 12: 861-889, 1986. [1](#)
- [4] T. Chang and L. Hsiao, *The Riemann problem and interaction of waves in gas dynamics*, Pitman Monographs, Longman Scientific and technical, 1989. [1](#), [3](#)
- [5] G. Dal Maso, P.G. LeFloch, and F. Murat, *Definition and weak stability of nonconservative products*, J. Math. Pures Appl., 74: 483-548, 1995. [1](#)
- [6] P. Goatin and P.G. LeFloch, *The Riemann problem for a class of resonant hyperbolic systems of balance laws*, Ann. Inst. H. Poincaré Anal. Non Linéaire, 21: 881-902, 2004. [1](#)
- [7] S. Jin, *A steady-state capturing method for hyperbolic system with geometrical source terms*, Math. Model. Numer. Anal. 35: 631-646, 2001. [1](#)
- [8] D. Kröner and M.D. Thanh, *Numerical solutions to compressible flows in a nozzle with variable cross-section*, SIAM J. Numer. Anal., 43: 796-824, 2005. [1](#)
- [9] D. Kröner, P.G. LeFloch, and M.D. Thanh, *The minimum entropy principle for fluid flows in a nozzle with discontinuous cross-section*, M2AN Math. Model Numer. Anal., 42: 425-442, 2008. [1](#)
- [10] P. Lax, *Shock waves and entropy*, in "Contributions to Functional Analysis", ed., E.A. Zaran-tonello, 603-634, Academic Press, New York, 1971. [2.4](#)
- [11] P.G. LeFloch, *Shock Waves for Nonlinear Hyperbolic Systems in Nonconservative Form*, Institute for Mathematics and its Application, Minneapolis, Preprint 593, 1989. [1](#)
- [12] P.G. LeFloch and M.D. Thanh, *The Riemann problem for fluid flows in a nozzle with discontinuous cross-section*, Commun. Math. Sci., 1: 763-797, 2003. [1](#), [2.3](#), [2.3](#), [3](#)
- [13] P.G. LeFloch and A.E. Tzavaras, *Representation of weak limits and definition of nonconservative products*, SIAM J. Math. Anal., 30: 1309-1342, 1999. [1](#)
- [14] R. Saurel and R. Abgrall, *A multiphase Godunov method for compressible multifluid and multi-phase flows*, J. Comput. Phys., 150:425-467, 1999. [4](#)
- [15] W.C. Sheng and Q.L. Zhang, *Interaction of the elementary waves of isentropic flow in a variable cross-section duct*, Commun. Math. Sci, 16: 1659-1684, 2018. [\(document\)](#), [1](#), [2.4](#)
- [16] J. Smoller, *Shock waves and Reaction-Diffusion Equations*, Springer, New York, 1983. [1](#), [3](#)
- [17] M.D. Thanh, *The Riemann problem for a nonisentropic fluid in a nozzle with discontinuous cross-sectional area*, SIAM J. Appl. Math., 69: 1501-1519, 2009. [1](#), [2.3](#), [2.3](#), [3](#), [3](#)