

Multi-Messenger Astrophysics with the Cosmic Neutrino Background

Christopher G. Tully¹ and Gemma Zhang²

¹Department of Physics, Princeton University, Princeton, New Jersey 08544, USA

²Department of Physics, Harvard University, Cambridge, Massachusetts 02138, USA

E-mail: cgtully@princeton.edu, yzhang7@g.harvard.edu

Abstract. The massive neutrinos of the Cosmic Neutrino Background ($C\nu B$) are fundamental ingredients of the radiation-dominated early universe and are important non-relativistic probes of the large-scale structure formation in the late universe. The dominant source of anisotropies in the neutrino flux distribution on the sky are highly amplified integrals of metric perturbations encountered during the non-relativistic phase of the $C\nu B$. This paper numerically compares the line-of-sight methods for computing $C\nu B$ anisotropies with the Einstein-Boltzmann hierarchy solutions in linear theory for a range of neutrino masses. Angular power spectra are computed that are relevant to a future polarized tritium target run of the PTOLEMY experiment. Correlations between the $C\nu B$ sky maps and galactic survey data are derived using line-of-sight techniques and discussed in the context of multi-messenger astrophysics.

Contents

1	Introduction	1
2	$C\nu$B Anisotropy Calculations	2
3	Analysis & Results	5
4	Experimental Detection	8
5	Conclusions & Outlook	10

1 Introduction

Two of the most important predictions of the standard cosmological model are the Cosmic Neutrino Background ($C\nu$ B) and the Cosmic Microwave Background (CMB). The former was produced from neutrino decoupling approximately one second after the Big Bang while the latter was produced from photon decoupling approximately 380,000 years after the Big Bang. In the present day, the monopole temperature of the $C\nu$ B is predicted to be around 1.95 K, which is $(\frac{4}{11})^{\frac{1}{3}}$ of the CMB temperature due to the electron-positron annihilation that occurred between neutrino decoupling and photon decoupling. Over the last several decades, the anisotropies in the CMB have been precisely measured and extensively analyzed. On the other hand, although the $C\nu$ B can potentially shed light on the universe in a much earlier era than the CMB, because of the challenges in experimentally measuring relic neutrinos, the importance of studying the $C\nu$ B anisotropies has often been overlooked. The PTOLEMY experiment is the first of its kind aimed at detecting the $C\nu$ B [1]. The prospect of a direct detection of relic neutrinos necessitates more thorough theoretical studies of the $C\nu$ B than currently exist in literature.

The $C\nu$ B and CMB were produced as radiation in the early universe, and one may naturally assume that they share many characteristics. However, this assumption turns out to be reasonable only for massless neutrinos. Massive neutrinos that initially behave as radiation and later turn non-relativistic generate significant differences in the $C\nu$ B compared to the CMB. As an example, the distance to the last scattering surface of the $C\nu$ B has been shown to be much closer to us than that of the CMB, on the scale of a few Gpc, depending on the neutrino mass [2]. In general, the non-relativistic transition of massive neutrinos introduces growth in the non-uniformity of the $C\nu$ B similar to the large-scale structure formation of Cold Dark Matter (CDM), but on length scales that are unique to the $C\nu$ B temperature and neutrino masses.

This paper compares the $C\nu$ B anisotropies calculated from the Boltzmann hierarchy equations with those from the line-of-sight method and reconciles the differences in the results presented by Refs. [3] and [4] in Section 2. We show consistent results from the two methods through numerical computations in Section 3. The finite mass of neutrinos results in an amplified anisotropic angular power spectra in the low multipole moments: for a neutrino mass of 0.01 eV, for example, the anisotropies are amplified by more than 100 times compared to the massless case. We discuss the experimental implications of our results in Section 4 and conclude in Section 5.

2 $C\nu$ B Anisotropy Calculations

The $C\nu$ B anisotropies are calculated from the perturbation to the neutrino Fermi-Dirac distribution. For massive neutrinos that are relativistic at neutrino decoupling, the perturbed Fermi-Dirac distribution is given as:

$$f(x^i, q, n_j, \tau) = f_0(q)(1 + \Psi(x^i, q, n_j, \tau)) = \frac{1}{e^{\frac{\epsilon}{T_0}} + 1}(1 + \Psi(x^i, q, n_j, \tau)), \quad (2.1)$$

where we use notations following Ref. [5]. Note in particular that $q = ap$ is the comoving momentum and $T_0 = aT$ is the present day $C\nu$ B temperature with $a(\tau)$ being the scale factor in the conformal Newtonian gauge

$$ds^2 = a(\tau)^2(-(1 + 2\psi)d\tau^2 + (1 - 2\phi)dx^i dx_i) \quad (2.2)$$

where ϕ and ψ are the metric perturbations. The unperturbed distribution $f_0(q) = (e^{\frac{\epsilon}{T_0}} + 1)^{-1}$ where $\epsilon = \sqrt{q^2 + (am)^2}$ is approximated as $f_0(q) = (e^{\frac{q}{T_0}} + 1)^{-1}$ at neutrino decoupling when $a \simeq 10^{-10}$ and $q \gg am$, and this distribution in phase space is frozen once neutrinos decouple. The perturbation Ψ to the Fermi-Dirac distribution for neutrinos can be solved from the collisionless Boltzmann equation which in the conformal Newtonian gauge is written as:

$$\frac{\partial \Psi}{\partial \tau} + i\frac{q}{\epsilon}(\vec{k} \cdot \hat{n})\Psi + \frac{d \ln f_0}{d \ln q}(\dot{\phi} - i\frac{q}{\epsilon}(\vec{k} \cdot \hat{n})\psi) = 0 \quad (2.3)$$

where \vec{k} is the wavenumber of the Fourier mode of the perturbation and the line-of-sight direction is \hat{n} . To obtain the temperature power spectra, we calculate the temperature perturbations by writing the perturbed distribution as $f(q) = (e^{\frac{q}{T_0(1+\Delta)}} + 1)^{-1}$ which allows us to expand to linear order and write the temperature perturbation in terms of Ψ as

$$\Delta = - \left(\frac{d \ln f_0}{d \ln q} \right)^{-1} \Psi. \quad (2.4)$$

Here, we outline two ways to solve for Ψ from the Boltzmann equation: (1) solving the Boltzmann hierarchy as detailed in Ref. [3]; (2) calculating a line-of-sight integral of the Boltzmann equation and applying appropriate approximations as detailed in Ref. [4]. The $C\nu$ B anisotropy power spectra calculated in the two references for massive neutrinos appear inconsistent by several orders of magnitude depending on the neutrino mass with Ref. [3] predicting the massive neutrino anisotropies in a range between the CMB and the CDM large-scale structure while Ref. [4] predicts massive neutrinos are more uniform than the CMB. We will apply several corrections to the line-of-sight integral method presented in the reference and show that the two methods in fact yield consistent results for massive neutrinos lighter than 0.1 eV with the line-of-sight approximations beginning to become inaccurate for heavier masses.

The Boltzmann hierarchy method writes the solution as an expansion in the Legendre polynomials: $\Psi = \sum_{l=0}^{\infty} (-i)^l (2l+1) P_l(\hat{k} \cdot \hat{n}) \Psi_l$. Substituting this expansion into the Boltzmann equation gives us an infinite set of equations that can be solved numerically. Ref. [6] discusses the Boltzmann hierarchy for neutrinos in more detail. The solutions to Ψ_l in turn gives the solutions to the temperature perturbations $\Delta_l(q)$ for comoving momentum q of a

given neutrino species. The perturbations solved by the Boltzmann hierarchy method can be obtained from cosmology codes such as CLASS and CAMB [7, 8]. To express our results in the form of power spectra, we use the convention that $\langle \delta_{\mathbf{k}} \delta_{\mathbf{k}'} \rangle = (2\pi)^3 P_0(k)$ where $\delta_{\mathbf{k}}$ is Fourier transformed primordial curvature perturbation, and the primordial power spectrum is given as

$$P_0 = 2\pi^2 A_s k^{-3} \left(\frac{k}{k_{\text{pivot}}} \right)^{n_s-1} \exp \left(\frac{\alpha_s}{2} \ln \left(\frac{k}{k_{\text{pivot}}} \right)^2 \right) \quad (2.5)$$

where n_s is the scalar spectral index, and we assume the tilt running to be $\alpha_s = 0$ and a Harrison-Zel'dovich-Peebles spectrum where $n_s = 1$ in the following discussion. The value of k_{pivot} is chosen arbitrarily and is typically chosen as 0.05 Mpc^{-1} , but for our scale invariant spectrum, the value of k_{pivot} is inconsequential. The angular power spectrum is therefore:

$$C_l(q) = (4\pi)^2 T_0^2 \int \frac{k^2 dk}{(2\pi)^3} P_0(k) \Delta_l^2(q) = 4\pi A_s T_0^2 \int d \ln k \Delta_l^2(q). \quad (2.6)$$

Note that this is the angular power spectrum for a given comoving neutrino momentum q . We will discuss the q -independent angular power spectrum in a later part of this paper.

In the line-of-sight integral method, we start by assuming that $\psi = \phi$ and rewriting the Boltzmann equation in terms of Δ and $\Gamma \equiv \frac{d \ln f_0}{d \ln q}$:

$$\partial_\lambda (\Gamma \Delta) + \Gamma \left(\frac{\epsilon^2}{q^2} \partial_\lambda + \left(1 + \frac{\epsilon^2}{q^2} \right) \partial_\tau \right) \phi = 0, \quad (2.7)$$

where we take $-\partial_\lambda = \partial_\tau + \frac{q}{\epsilon} \hat{n} \cdot \vec{\nabla}$. Then we can write Eq. (2.7) again as

$$\partial_\lambda (\Gamma \Delta) + \partial_\lambda \left(\frac{\epsilon^2}{q^2} \Gamma \phi \right) - \partial_\lambda \left(\frac{\epsilon^2}{q^2} \Gamma \right) \phi + \Gamma \left(1 + \frac{\epsilon^2}{q^2} \right) \partial_\tau \phi = 0. \quad (2.8)$$

Then performing the line-of-sight integral from neutrino decoupling to present day of Eq. (2.8) gives us the present day perturbation:

$$\Delta_0 = -\frac{\epsilon^2}{q^2} \phi_0 + \frac{\Gamma_{\text{dec}}}{\Gamma_0} \left(\Delta_{\text{dec}} + \frac{\epsilon^2}{q^2} \Big|_{\text{dec}} \phi_{\text{dec}} \right) + \frac{1}{\Gamma_0} \int_{\text{dec}}^0 \left(\partial_\lambda \left(\frac{\epsilon^2}{q^2} \Gamma \right) \phi - \Gamma \left(1 + \frac{\epsilon^2}{q^2} \right) \partial_\tau \phi \right) d\lambda. \quad (2.9)$$

In Eq. (2.9), the first term only contributes to the monopole and hence can be neglected in our anisotropy calculation and we take $\frac{\epsilon}{q} \sim 1$ at decoupling for relativistic neutrinos. Following the discussion in Ref. [4], we also take $\Delta_{\text{dec}} + \phi_{\text{dec}} = \frac{1}{2} \phi_{\text{dec}}$. Therefore, Eq. (2.9) simplifies to

$$\Delta_0 = \frac{1}{2} \frac{\Gamma_{\text{dec}}}{\Gamma_0} \phi_{\text{dec}} + \frac{1}{\Gamma_0} \int_{\text{dec}}^0 \left(\partial_\lambda \left(\frac{\epsilon^2}{q^2} \Gamma \right) \phi - \Gamma \left(1 + \frac{\epsilon^2}{q^2} \right) \partial_\tau \phi \right) d\lambda. \quad (2.10)$$

We note that Γ is a constant of time and therefore the factors of Γ cancel out in the expression for Δ_0 :

$$\Delta_0 = \frac{1}{2} \phi_{\text{dec}} + \int_{\text{dec}}^0 \left(\partial_\lambda \left(\frac{am}{q} \right)^2 \phi - \left(2 + \left(\frac{am}{q} \right)^2 \right) \partial_\tau \phi \right) d\lambda. \quad (2.11)$$

We can further simplify Eq. (2.11) by evaluating the partial derivative

$$\partial_\lambda \left(\frac{am}{q} \right)^2 = 2 \left(\frac{am}{q} \right)^2 aH \quad (2.12)$$

with

$$H = H_0 \sqrt{\Omega_m/a^3 + \Omega_r/a^4 + \Omega_\Lambda} \quad (2.13)$$

for the present day Hubble constant, H_0 , and fractional energy densities relative to critical density of matter (Ω_m), radiation (Ω_r) and dark energy, assuming $\Omega_\Lambda = 1 - \Omega_m - \Omega_r$. Therefore, using the definition of Δ_l from Ref. [9] and the definition of $C_l(q)$ given in Eq. (2.6), we find the q -dependent angular power spectrum to be

$$C_l(q) = 4\pi T_0^2 A_s \int d \ln k \left(\frac{1}{2} \phi_{\text{dec}} j_l(k\chi(z_{\text{dec}})) + \int_{\text{dec}}^0 \left(2 \left(\frac{am}{q} \right)^2 (aH) \phi - \left(2 + \left(\frac{am}{q} \right)^2 \right) \partial_\tau \phi \right) j_l(k\chi(z_\lambda)) d\lambda \right)^2. \quad (2.14)$$

Here, we note that j_l are Bessel functions of the first kind and the normalization A_s is related to the normalization A in Ref. [4] as $A_s T_0^2 = 4\pi A$. We use χ to denote the comoving distance traveled by massive neutrinos from a time specified by redshift z to the present and is given by Ref. [2] as

$$\chi(z) = \int_{t(z)}^{t_0} \frac{cq}{a(t)\epsilon} dt = \int_{a(z)}^1 \frac{c}{a^2 H(a)} \frac{q}{\epsilon} da, \quad (2.15)$$

where c is the speed of light and t_0 is the age of the universe today. Note that $\chi(z_{\text{dec}})$ is then the comoving distance to the neutrino last scattering surface. Compared to the results in Ref. [4], our Δ_0 expression has two additional terms containing a factor of $\left(\frac{am}{q} \right)^2 \sim \left(\frac{am}{ap} \right)^2 \sim \frac{1}{v^2}$. At late times, we have $am \gg q$, so these terms dominate, and as massive neutrinos slow down and become non-relativistic, the anisotropies become amplified by this $\frac{1}{v^2}$ factor. This factor is briefly discussed in Ref. [3] and resolves one of the main disagreements between Refs. [4] and [3]. The amplification of CνB angular power spectrum at low multipoles is shown in Fig. 1.

We summarize the above calculations by highlighting the main modifications made to the line-of-sight calculations in Ref. [4]: (1) we take the unperturbed Fermi-Dirac distribution as $(e^{\frac{q}{T}} + 1)^{-1}$ instead of $(e^{\frac{\epsilon}{T}} + 1)^{-1}$ for neutrinos that are relativistic at decoupling and assume that such distribution remains constant after neutrino decoupling, so our definition of the temperature perturbation Δ contains terms that get amplified at late times; (2) the distance to last scattering surface argument in Eq. (2.14) is the distance traveled by massive neutrinos instead of the distance traveled by light.

Direct detection rates of relic neutrinos through neutrino capture on nuclei, as discussed Section 4, are not strongly sensitive to the incoming non-relativistic momentum of the captured neutrinos. This behavior follows from the product of the capture cross section times velocity being constant for neutrino kinetic energies below approximately 1 keV [10]. Therefore, starting from a cross-spectrum of the angular power for comoving neutrino momenta q_1

and q_2 for a given neutrino species, we have

$$C_l(q_1, q_2) = 4\pi A_s T_0^2 \int d \ln k \Delta_l(k, q_1) \Delta_l(k, q_2). \quad (2.16)$$

We can remove the q -dependence from $\Delta_l(k, q)$ by integrating over the normalized differential neutrino number density $n(q) dq / n_\nu$ to give

$$\begin{aligned} \bar{\Delta}_l(k) = & \int \left(\frac{1}{2} \phi_{\text{dec}} j_l(k\chi(z_{\text{dec}})) + \int_{\text{dec}}^0 \left(2 \left(\frac{am}{q} \right)^2 (aH) \phi - \left(2 + \left(\frac{am}{q} \right)^2 \right) \partial_\tau \phi \right) j_l(k\chi(z_\lambda)) d\lambda \right) \\ & \times \left(\frac{2}{3\zeta(3)T_0^3} \right) \frac{q^2 dq}{e^{\frac{q}{T_0}} + 1}, \end{aligned} \quad (2.17)$$

where ζ is the Riemann zeta function and comes from the normalization of the neutrino number density, where

$$n_\nu = \int_0^\infty n(q) dq = \int_0^\infty \frac{2}{(2\pi)^3} (4\pi) \frac{q^2 dq}{e^{\frac{q}{T_0}} + 1} = \frac{3\zeta(3)}{2\pi^2} T_0^3 \quad (2.18)$$

for one species of neutrinos isotropically distributed. The q -independent angular power spectrum for neutrino capture experiments is therefore

$$C_l = 4\pi A_s T_0^2 \int d \ln k \bar{\Delta}_l(k)^2. \quad (2.19)$$

A similar q -bin averaging is proposed in Ref. [3], but assumes that measurements are performed in q -bins and then averaged. In Eq. (2.19), the q -dependence of the observable is integrated out separately for two different points on the sky.

3 Analysis & Results

We compare the results of these two methods of calculating the C ν B anisotropies numerically by plotting their angular power spectra. We obtain the temperature and metric perturbations from running the CLASS functions in CONCEPT [7, 11]. The CLASS software uses the Boltzmann hierarchy method to solve for the temperature perturbations which are then used to calculate our angular power spectrum. We use the metric perturbations at an array of redshifts to calculate the line-of-sight integrals. The numerical arrays for the comparisons that follow are provided by CLASS with the computational details available online.¹

We compare in Fig. 1 the power spectra produced from the Boltzmann hierarchy (BH) method and the line-of-sight (LoS) integral method for an l range of [1, 50], two sets of neutrino masses ($\{0.00001 \text{ eV}, 0.01 \text{ eV}, 0.05 \text{ eV}\}$ and $\{0.05 \text{ eV}, 0.06 \text{ eV}, 0.1 \text{ eV}\}$), and for a k range of $(10^{-4}, 10^{-1}) \text{ Mpc}^{-1}$. The two methods agree to within 10% over several orders of magnitude. Deviations begin to become visible for $l > 30$ and masses of 0.1 eV where the upper-limit of the k integral significantly impacts the computed C_l . Most notably, the $m = 0.1 \text{ eV}$ curve in Fig. 1 crosses the $m = 0.05 \text{ eV}$ and $m = 0.06 \text{ eV}$ curves because of the finite k integral, where the $m = 0.1 \text{ eV}$ neutrino perturbations arise mainly from k larger

¹<https://github.com/gemyxzhong/cnb-anisotropies.git>

than 10^{-1} Mpc^{-1} . The differential contribution to C_l ($l = 1, 2, 15$) as a function of k mode is shown in Fig. 2 for several neutrino masses. From Fig. 2, the oscillatory behavior versus k that marks the proper time distance to the Hubble crossing is largely preserved in the nearly massless case and with the largest contribution starting at high k for high l , in general. The massive neutrinos have a broad, peaked contribution from k -modes depending on the mass, with higher masses probing higher k modes, and with higher l modes probing higher k . Fig. 2 shows that the C_l contributions from neutrino masses of $m_\nu = 0.05 \text{ eV}$ and less are within the linear perturbation range of k -modes for $l = 1, 2$. The localized sensitivity to relatively high k modes for low l in the $C\nu\text{B}$ anisotropies for massive neutrinos may provide additional handles for constraining the scalar spectral index n_s when combined with the broader k mode sensitivity of the CMB.

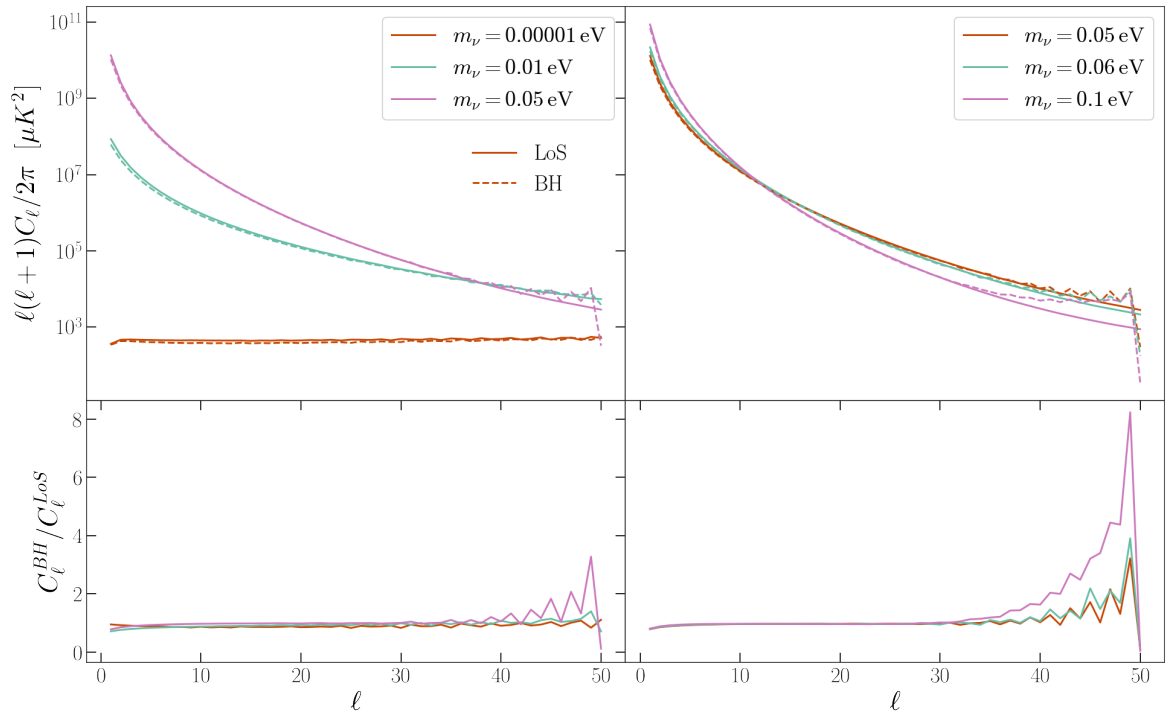


Figure 1. Upper panel: The angular power spectra calculated using the Boltzmann hierarchy method (dotted) compared with those calculated using the line-of-sight integral method (solid) for neutrino masses (*left*) of 0.00001 eV (red), 0.01 eV (green), and 0.05 eV (purple) and with the absolute masses shifted up by 0.05 eV (*right*). The integral over k is performed over a k range of $(10^{-4}, 10^{-1}) \text{ Mpc}^{-1}$ in logarithmic bins. The C_l shown in the figure are the $C_l(q)$ for $q = 3T_0$. **Lower panel:** Ratios of the Boltzmann hierarchy method and line-of-sight integral method angular power spectra in the upper panel.

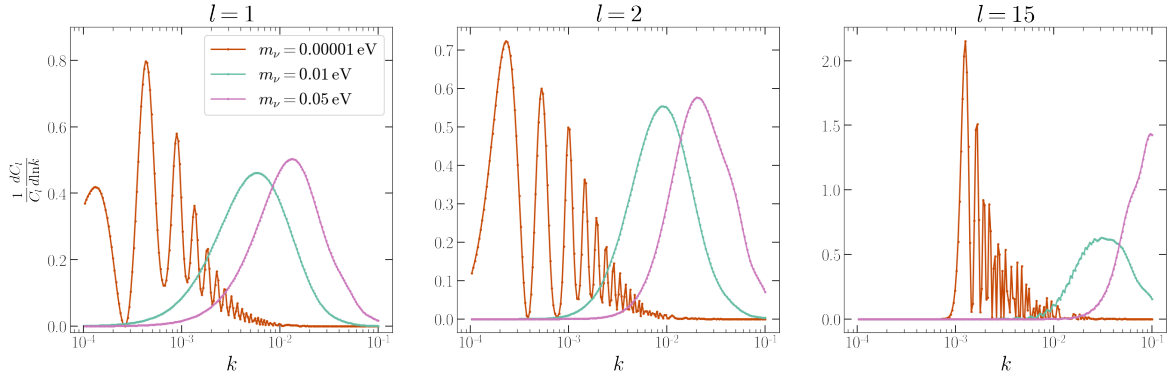


Figure 2. The fractional contributions to C_l for $q = 3T_0$ as a function of k -mode for the dipole $l = 1$ (left), quadrupole $l = 2$ (middle) and high l -mode $l = 15$ (right) for neutrino masses of 0.00001 eV (red), 0.01 eV (green), and 0.05 eV (purple). The oscillations for the nearly massless case mark the proper time distance to the Hubble crossing. The massive neutrino k -mode sensitivities are peaked in different ranges depending the l -mode and mass.

The q -averaged angular power spectra from Eq. (2.19) is more typical of the expected experimental observations for neutrino capture experiments where individual neutrino momenta are not measured directly for the range of expected relic neutrino momenta. Though, as described in Sec. 4, some sensitivity to the neutrino q -values may be present in the data. Fig. 3 compares the q -averaged C_l with various q values for $m_\nu = 0.05$ eV. The value $q = 3T_0$ produces a similar total angular power for $l = 1$ as the q -averaged C_l . Fig. 3 shows that for a neutrino mass of 0.05 eV, the magnitude of C_l drops off rapidly for increasing q . The fraction of neutrinos in the Fermi-Dirac distribution that are slow moving, on order 1% of the speed of light in the present, provide the largest contribution to the q -averaged C_l . For a known neutrino mass, the q -averaged C_l is therefore sensitive to the CνB temperature T_0 .

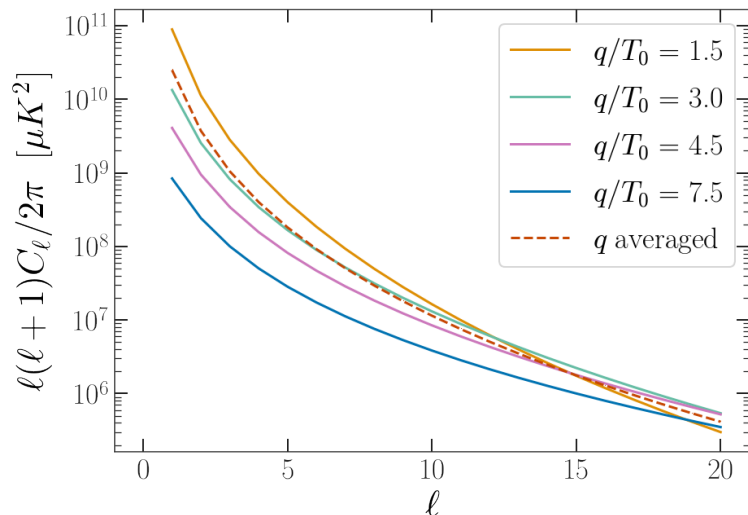


Figure 3. The q -averaged angular power spectra using Eq. (2.19) compared with the $C_l(q)$ calculated at various q values for $m_\nu = 0.05$ eV. The power spectra are obtained from integrating over a k range of $(10^{-4}, 10^{-1})$ Mpc^{-1} in logarithmic bins and using the line-of-sight integral method.

The line-of-sight integral method is useful because it allows us to gain insights into the build up of $C\nu\text{B}$ anisotropies for massive neutrinos at different times and directions on the sky more conveniently than the Boltzmann hierarchy method. One of the applications of the line-of-sight method is that it allows us to calculate the fractional contribution to the total $C\nu\text{B}$ anisotropies at various times between neutrino decoupling and the present. In Fig. 4, we show the derivatives of the angular power spectrum with respect to the distance traveled by neutrinos $\frac{dC_l}{d\chi}$ plotted at various distances. Fig. 4 shows that similar distances are probed by $l = 1, 2$, while for neutrino masses $m_\nu = 0.01$ and 0.05 eV, different length scales contribute to C_l . The peak contributions are at low redshift.

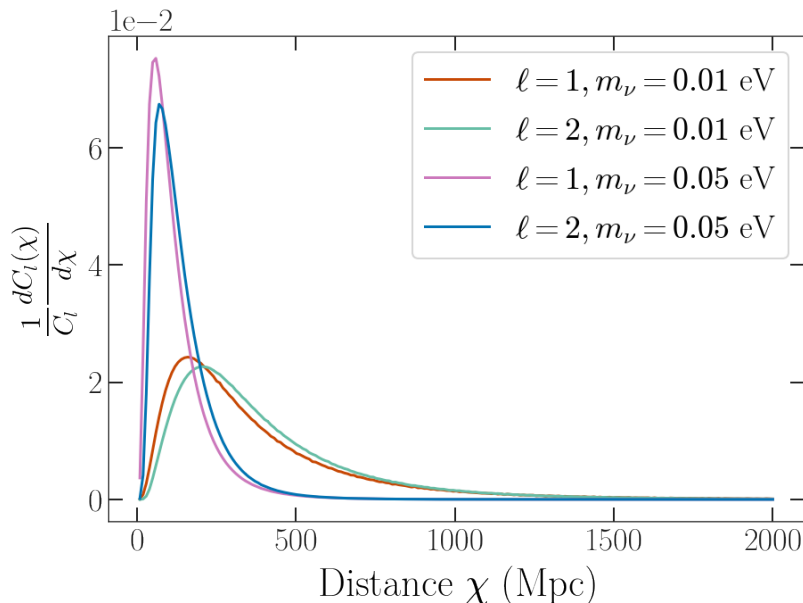


Figure 4. The normalized differential angular power spectrum as a function of the comoving distance traveled by neutrinos as defined in Eq.(2.15) for two multipole moments $l = 1$ and $l = 2$ and two masses. The integral over k is performed over a k range of $(10^{-4}, 10^{-1})$ Mpc^{-1} in logarithmic bins. The C_l shown in the figure are the $C_l(q)$ for $q = 3T_0$.

4 Experimental Detection

The possibility for the detection of $C\nu\text{B}$ neutrinos by the PTOLEMY experiment [1, 12] with a polarized tritium target was first discussed in Ref. [13]. The polarization of the nuclear spin introduces an angular dependence of the neutrino capture rate with respect to the polarization direction and this, in turn, can be used to map the neutrino flux on the sky. Angular correlations for relic neutrino capture on a more general class of nuclei are found in Ref. [14]. The goal of the PTOLEMY detector is to count $C\nu\text{B}$ neutrinos separated by mass at the scale of 50 meV (atmospheric oscillation mass-splitting). Since the neutrino capture rate for a given mass eigenstate depends on the fraction of electron-flavor, the maps of the neutrino sky separated by mass have intensities that depend on the neutrino mass hierarchy.

The squared amplitude for the capture of $C\nu\text{B}$ neutrinos on polarized tritium nuclei

when the spin states of the electron and daughter ${}^3\text{He}$ are not measured is proportional to

$$|\mathcal{M}|^2 \propto 1 - \vec{\beta}_j \cdot \vec{s}_j + A(1 - \vec{\beta}_j \cdot \vec{s}_j)\vec{\beta}_e \cdot \vec{s}_N + BK_j\vec{\beta}_j \cdot \vec{s}_N - B\frac{m_j}{E_j}\vec{s}_j \cdot \vec{s}_N + aK_j\vec{\beta}_e \cdot \vec{\beta}_j - a\frac{m_j}{E_j}\vec{\beta}_e \cdot \vec{s}_j \quad (4.1)$$

with

$$K_j = 1 - \frac{E_j}{E_j + m_j}\vec{\beta}_j \cdot \vec{s}_j \quad (4.2)$$

for the $j = 1, 2, 3$ neutrino mass eigenstates, m_j , with $\vec{\beta}_j$ and $\vec{\beta}_e$ the neutrino j and electron velocities, respectively, normalized to the speed of light and relative to the lab frame with the tritium at rest, and \vec{s}_j and \vec{s}_N the unit vectors for the neutrino j and tritium nuclei spin directions, respectively, following the notation of [14]. The terms in Eq. (4.1) proportional to the coefficients A and a are percent-level, while $B \simeq 1$. For neutrino masses of order 50 meV, we can replace $\vec{\beta}_j \cdot \vec{s}_j \simeq -\beta_j$ for Dirac neutrinos and keep terms in leading order in β_j . The modulation of the peculiar motion of the Earth enters the $\vec{\beta}_j \cdot \vec{s}_N$ term, but has little effect on the $\vec{\beta}_j \cdot \vec{s}_j$ term [13, 14]. Here we ignore the peculiar motion of the Earth. The differential cross section for non-relativistic relic neutrino capture on polarized tritium is approximately

$$\frac{d\sigma}{d\Omega_j}\beta_j \simeq \frac{\bar{\sigma}_j}{4\pi}(1 + \beta_j)(1 + \cos\alpha) \quad (4.3)$$

with

$$\bar{\sigma}_j = |U_{ej}|^2 \times 3.83 \times 10^{-45} \text{ cm}^2 \quad (4.4)$$

where α is the angle between the polarization direction of the tritium nuclear spins and the velocity vector of the incoming neutrino with mass m_j and $\bar{\sigma}_j$ as in [13].

The $C\nu\text{B}$ count rate for non-relativistic neutrino capture depends on the flux of relic neutrinos and the Dirac or Majorana nature of the neutrino with a nominal increase by a factor of 2 in count rate for Majorana over Dirac neutrinos [13–16]. The nominal isotropic component of the neutrino flux is set by the local abundance, with the nominal prediction given in Eq. (2.18). The local overabundance from galactic clustering is expected to be small for neutrinos of 0.05 eV and less [17, 18]. Anisotropies in the angular spectrum of the neutrino flux are directly related to the angular power spectrum given by Eq. (2.19). Assuming, for the moment, perfect angular resolution, the angular distribution of the neutrino flux on the sky for a given mass species j can be translated in terms of a (θ, ϕ) -map of the temperature variations of the neutrino sky, $\delta T^j = T_0\Theta^j(q, \theta, \phi)$, following Eqs. (2.1) and (2.18),

$$\frac{dn}{d\Omega_j}(\theta, \phi) = \int_0^\infty \frac{2}{(2\pi)^3} \frac{q^2 dq}{e^{\frac{q}{T_0}} + 1} (1 - \Gamma(q)\Theta^j(q, \theta, \phi)). \quad (4.5)$$

The detected relic neutrino capture rate for a fixed tritium polarization direction, \vec{s}_N , on the sky for a given non-relativistic Dirac neutrino species j is the integral over all neutrino momenta and directions

$$R^j(\vec{s}_N) = \iiint N\bar{\sigma}_j c \left(1 + \frac{q}{m_j c}\right) (1 + \cos\alpha) \frac{q^2 dq d\phi d(\cos\theta)}{(2\pi)^3 \left(e^{\frac{q}{T_0}} + 1\right)} (1 - \Gamma(q)\Theta^j(q, \theta, \phi)) \quad (4.6)$$

where c is the speed of light, N is the number of tritium nuclei in the PTOLEMY target and

$$\cos\alpha = \hat{n} \cdot \vec{s}_N = \sin\theta_N \sin\theta \cos(\phi_N - \phi) + \cos\theta_N \cos\theta \quad (4.7)$$

for a unit vector \hat{n} pointing at the sky with spherical polar angular coordinates (θ, ϕ) . The integrals in Eqs. (4.5) and (4.6) are written with a q -dependence in $\Theta^j(\vec{q})$ as the integrals over q may pick up a residual dependence on the comoving neutrino momentum, even though the PTOLEMY detector is not expected to have the energy resolution to directly measure the incoming non-relativistic neutrino momenta. The direct translation of detection rates for relic neutrinos into temperature maps is further complicated by finite statistics, the dependence of the rate on local overabundance, Dirac versus Majorana neutrinos, deviations from the relativistic Fermi-Dirac distribution, the Earth’s peculiar motion and other sources of modulation. At the time of the first direct $C\nu B$ detection measurements, many of these outlying factors may be well understood or further resolved in the context of precision cosmology and neutrino physics.

5 Conclusions & Outlook

For the massive neutrino $C\nu B$, the non-relativistic transition for a given neutrino mass functions much in the same way as the matter-radiation equality functions for the CMB. Before the non-relativistic transition, the $C\nu B$ anisotropies are small, on order 10’s of μK in angular power. After the non-relativistic transition, the finite neutrino velocity allows the anisotropies to grow to roughly 10% of the monopole temperature for $m_\nu = 0.05$ eV, picking up the largest k -modes on the neutrino sky. However, the distances to the neutrino last scattering surface and the non-relativistic transition are typically an order of magnitude closer than the CMB last scattering surface and matter-radiation dominance transition [2]. Therefore, the massive neutrino $C\nu B$ probes high k modes with a peaked sensitivity in a narrow range as compared to the broader sensitivity to k modes in the CMB. For neutrino masses of $m_\nu = 0.05$ eV and smaller and for the lowest l -modes, the $C\nu B$ anisotropies are amplified by k -modes that are less than $k = 0.1$ Mpc^{-1} and are hence in the linear range of present-day inflationary perturbations that have been stretched across the sky. The unique sensitivity of the $C\nu B$ anisotropies to different ranges of k opens up the possibility to increase sensitivity in combination with the CMB for quantities such as the scalar spectral index n_s .

The statistically relevant comparison of the measured relic neutrino capture rates, as in Eq. (4.6), with predictions of the angular power spectrum of the $C\nu B$ from Eq. (2.19) assume that there are no preferred directions for the metric perturbations described in Eq. (2.3). A novel aspect of the $C\nu B$ for massive neutrinos is that electromagnetic and gravitational wave observables can probe at distances of a few Gpc corresponding to the same regions of space that decoupled from relic neutrinos 13.7 billion years ago. Estimates for the primordial metric perturbations and proper time derivatives, ϕ and $\partial_\tau\phi$, that go into the massive neutrino line-of-sight calculation of Eq. (2.11) can be derived from CDM large-scale structure observations. The comparison of precise predictions for the sky-map growth of $C\nu B$ anisotropies from CDM-tracer observables with PTOLEMY differential neutrino capture rate measurements opens up a new regime of multi-messenger astrophysics to probe inflationary perturbations in the late universe. A self-consistent cosmology that correctly predicts the metric perturbation evolution from the time of neutrino decoupling to the present day will yield consistent results for the measured $C\nu B$ anisotropies as predicted from the physics of neutrino decoupling, neutrino properties, the expansion history and the tracers and assumed properties of dark matter and dark energy.

Acknowledgments

We thank Jeppe Mosgaard Dakin for his help with various aspects of using CONCEPT. CGT is supported by the Simons Foundation (#377485).

References

- [1] M.G. Betti, M. Biasotti, A. Boscá, F. Calle, N. Canci, G. Cavoto et al., *Neutrino physics with the PTOLEMY project: active neutrino properties and the light sterile case*, *J. Cosmology Astropart. Phys.* **2019** (2019) 047 [[1902.05508](#)].
- [2] S. Dodelson and M. Vesterinen, *Cosmic Neutrino Last Scattering Surface*, *Phys. Rev. Lett.* **103** (2009) 171301 [[0907.2887](#)].
- [3] S. Hannestad and J. Brandbyge, *The Cosmic Neutrino Background anisotropy — linear theory*, *J. Cosmology Astropart. Phys.* **2010** (2010) 020 [[0910.4578](#)].
- [4] R.J. Michney and R.R. Caldwell, *Anisotropy of the cosmic neutrino background*, *J. Cosmology Astropart. Phys.* **2007** (2007) 014 [[astro-ph/0608303](#)].
- [5] C.-P. Ma and E. Bertschinger, *Cosmological Perturbation Theory in the Synchronous and Conformal Newtonian Gauges*, *ApJ* **455** (1995) 7 [[astro-ph/9506072](#)].
- [6] I.M. Oldengott, C. Rampf and Y.Y.Y. Wong, *Boltzmann hierarchy for interacting neutrinos I: formalism*, *J. Cosmology Astropart. Phys.* **2015** (2015) 016 [[1409.1577](#)].
- [7] D. Blas, J. Lesgourgues and T. Tram, *The Cosmic Linear Anisotropy Solving System (CLASS). Part II: Approximation schemes*, *J. Cosmology Astropart. Phys.* **2011** (2011) 034 [[1104.2933](#)].
- [8] A. Lewis and A. Challinor, “CAMB: Code for Anisotropies in the Microwave Background.” <http://ascl.net/1102.026>, Feb., 2011.
- [9] N. Schöneberg, M. Simonović, J. Lesgourgues and M. Zaldarriaga, *Beyond the traditional line-of-sight approach of cosmological angular statistics*, *J. Cosmology Astropart. Phys.* **2018** (2018) 047 [[1807.09540](#)].
- [10] A.G. Cocco, G. Mangano and M. Messina, *Probing Low Energy Neutrino Backgrounds with Neutrino Capture on Beta Decaying Nuclei*, *J. Cosmology Astropart. Phys.* **2007** (2007) 015.
- [11] J. Dakin, J. Brandbyge, S. Hannestad, T. Haugbølle and T. Tram, *ν CONCEPT: cosmological neutrino simulations from the non-linear Boltzmann hierarchy*, *J. Cosmology Astropart. Phys.* **2019** (2019) 052 [[1712.03944](#)].
- [12] M.G. Betti, M. Biasotti, A. Boscá, F. Calle, J. Carabe-Lopez, G. Cavoto et al., *A design for an electromagnetic filter for precision energy measurements at the tritium endpoint*, *Progress in Particle and Nuclear Physics* **106** (2019) 120 [[1810.06703](#)].
- [13] M. Lisanti, B.R. Safdi and C.G. Tully, *Measuring anisotropies in the cosmic neutrino background*, *Phys. Rev. D* **90** (2014) 073006 [[1407.0393](#)].
- [14] E. Akhmedov, *Relic neutrino detection through angular correlations in inverse β -decay*, *J. Cosmology Astropart. Phys.* **2019** (2019) 031 [[1905.10207](#)].
- [15] A.J. Long, C. Lunardini and E. Sabancilar, *Detecting non-relativistic cosmic neutrinos by capture on tritium: phenomenology and physics potential*, *J. Cosmology Astropart. Phys.* **2014** (2014) 038 [[1405.7654](#)].
- [16] E. Roulet and F. Vissani, *On the capture rates of big bang neutrinos by nuclei within the Dirac and Majorana hypotheses*, *J. Cosmology Astropart. Phys.* **2018** (2018) 049 [[1810.00505](#)].
- [17] A. Ringwald and Y.Y.Y. Wong, *Gravitational clustering of relic neutrinos and implications for their detection*, *J. Cosmology Astropart. Phys.* **2004** (2004) 005 [[hep-ph/0408241](#)].

- [18] P.F. de Salas, S. Gariazzo, J. Lesgourgues and S. Pastor, *Calculation of the local density of relic neutrinos*, *J. Cosmology Astropart. Phys.* **2017** (2017) 034 [[1706.09850](#)].