

Tipping induced by multiplexing on two layer networks

Umesh Kumar Verma^a and G. Ambika^b

Indian Institute of Science Education and Research(IISER) Tirupati, Tirupati, 517507, India

Abstract. We report the study of sudden transitions or tipping in a collection of systems induced due to multiplexing with another network of systems. The emergent dynamics of oscillators on one layer can undergo a sudden transition to steady state due to indirect coupling with a shared environment, mean field couplings and conjugate couplings among them. In all these cases, when multiplexed with another set of similar systems, the tipping phenomena is induced on the second layer also with a similar pattern of behaviour. We consider van der Pol oscillator as nodal dynamics with various network topologies like scale free and regular networks with local and nonlocal couplings. We also report how the coupling topology influences the nature of transitions on both layers, under multiplexing.

1 Introduction

Recent studies on sudden transitions in the collective behavior of complex systems are quite wide spread, including several systems such as epileptic seizures in the brain [1] jamming in the Internet [2], and sudden shifts in climate [3] and ecological systems [4,5]. In climate science, such sudden transitions are termed as "tipping points" and in ecology, as the regime shifts" [6]. A few well studied cases are shut-down of the thermohaline ocean circulation, the transition from a wet to a dry Indian monsoon system [7,8], the loss of sea ice in the Arctic [9,10], changes in various ecosystems [4,11] such as coral reefs [12,13], shallow lakes [14], or vegetation patterns in semiarid areas [15,16] or in the Sahara [17]. Attempts to predict and prevent dangerous tipping, especially those related climate changes are important for humanity for achieving sustainable development.

Such tipping phenomena are well studied in multi-stable systems [18,19,20], where qualitatively different states coexist for a given set of parameters. In such systems tipping elements are nonlinear dynamical systems, where a small perturbation or change in parameter near a critical point, can induce a qualitative change in the whole system as soon as a critical threshold, or tipping point is crossed. However, in several cases we come across interacting tipping elements like the Earth, climate system interacting species in eco systems, physiological systems, coupled patches of vegetation, disease spreading in human populations, and detuning in multiscale infrastructure systems. For such systems, that are most often spread across space, the framework of

^a e-mail: umeshvermaphy@gmail.com

^b e-mail: g.ambika@iisertirupati.ac.in

complex networks is most useful to study the transitions in their collective dynamics. Each node in the network then becomes a tipping element and the topology of their connections on the network decides the robustness or stability of dynamics. Recent studies indicate that clustering, high motif frequency and spatial organization increase the vulnerability of such networks and can lead to tipping of dynamics on the whole network [21].

The mechanisms underlying sudden transitions that happen when one or more parameters of the system reach critical values, are identified as bifurcation induced (B-tipping) [22,23], noise induced (N-tipping) [24], when tipping happens in the presence of noise or rate induced (r-tipping) [25], when change in one parameter at a certain rate leads to tipping. In this study, we introduce a new mechanism where tipping is induced by one layer on the other in a two layer network of systems due to multiplexing between layers.

We consider a multiplex network, with one layer having van der Pol oscillators coupled with various coupling schemes such as scale-free and regular networks with nonlocal and global couplings. We study the occurrence of sudden transitions on the layer due to indirect coupling with a shared environment, due to mean field coupling and conjugate coupling. We find, near the critical transition point, both oscillatory state and steady state coexist and with an adiabatic change of coupling parameters, hysteresis is observed indicating first order transitions. When this layer is multiplexed with another set of similar systems, we observe that similar transitions are induced in them also. When the systems in second layer are coupled with the same topology as first layer, with scale free structures, the transitions induced in them are sudden but with no hysteresis. However, when the systems in the second layer has a different coupling scheme, the transitions in both layers follow a pattern that depends on the nature of couplings. Thus when tipping is induced due to multiplexing, the heterogeneity in the coupling of layers as well as mechanism for the tipping in the first layer decides the nature of transitions on both layers.

2 Multiplex networks

We start by constructing a two layer network of nonlinear oscillators, such that oscillators in the first layer L_1 interact with oscillators in the second layer L_2 with multiplex like i to i coupling. The dynamics of N nonlinear oscillators on the multiplex network thus modelled is in general given by,

$$\begin{aligned}\dot{\mathbf{X}}_{i,1} &= \mathbf{F}(\mathbf{X}_i) + \epsilon_1 \sum_{j=1}^N A_{i,j}(x_{j,1}^1 - x_{i,1}^1) + \eta(x_{j,2}^1 - x_{i,1}^1), \\ \dot{\mathbf{X}}_{i,2} &= \mathbf{F}(\mathbf{X}_i) + \epsilon_2 \sum_{j=1}^N B_{i,j}(x_{j,2}^1 - x_{i,2}^1) + \eta(x_{j,1}^1 - x_{i,2}^1),\end{aligned}\quad (1)$$

where $i = 1, 2, \dots, N$. Here $\mathbf{X}_{i,l} = [x_{i,l}^1 \ x_{i,l}^2 \ \dots \ x_{i,l}^m]^T$ represent m -dimensional state space of the oscillator whose intrinsic dynamics is given by

$\mathbf{F}(\mathbf{X}_{i,l}) = [f_{i,l}^1(\mathbf{X}_{i,l}) \ f_{i,l}^2(\mathbf{X}_{i,l}) \ \dots \ f_{i,l}^m(\mathbf{X}_{i,l})]^T$, where $l = 1, 2$. $A_{i,j}$ and $B_{i,j}$ are constant adjacency matrices having dimensions $N \times N$ and their elements depend on the specific coupling scheme chosen. The oscillators in the first layer interact with oscillators in the second layer with multiplex like i to i coupling with coupling strength η . ϵ_1 , and ϵ_2 represent the strengths of the coupling of the oscillators in each layer L_1 and L_2 respectively.

In such multiplex networks, we study the phenomena of the sudden transitions from oscillatory state to amplitude death state and vice versa, which occur in one layer L_1 and get induced on the other layer L_2 even when the oscillators in L_2 are uncoupled. We consider different network topologies for L_1 such as scale-free

network, nonlocal and global couplings, conjugate coupling and mean-field coupling to illustrate our results. With multiplexing, we consider cases when the systems in the second layer L_2 are uncoupled and coupled with the same or different topology as L_1 . In all these cases, we present the nature of the tipping or sudden transitions with adiabatic drift of parameters, the space time plots and the parameter planes indicating various emergent dynamical states in the system.

In order to characterize the collective behavior of the coupled systems with the coupling strength λ , and to identify the tipping point or sudden transitions, we define an order parameter $A(\lambda) = \frac{a(\lambda)}{a(0)}$, where

$$a(\lambda) = \frac{1}{N} \sum_{i=1}^N [\langle x_{i,max} \rangle_t - \langle x_{i,min} \rangle_t]. \quad (2)$$

The value of $A(\lambda) = 0$ when all oscillators are in the stationary state of amplitude death, whereas when all oscillators are in oscillatory state, the value of $A(\lambda) > 0$. The order parameter $A(\lambda)$ is calculated for an adiabatic change of coupling strength both in forward and backward directions. We start by solving for the dynamics of coupled oscillators for random initial condition and $A(0)$ is calculated, then the value of λ is gradually increased from λ_0 to λ_{max} with steps size $\delta\lambda$. At each stage the final state of the earlier λ is used as the initial condition for the next λ . The backward continuation is also performed in the same way by gradually decreasing the value of λ from λ_{max} to λ_0 .

3 Coupled van der Pol oscillators with shared environment

We first consider a multiplex network with N identical van der Pol (VdP) oscillators on each layer. As one of the mechanisms for sudden transitions in dynamics to amplitude death, in this section we consider a common shared environment interacting with systems in first layer L_1 only. The oscillators of second layer L_2 can be uncoupled or coupled with various coupling schemes. The dynamics of the multiplex network is thus given by [26],

$$\begin{aligned} \dot{x}_{i,1} &= y_{i,1} + \frac{\lambda_1}{k_{i,1}} \sum_{j=1}^N A_{i,j} (x_{j,1} - x_{i,1}) + \epsilon s + \eta (x_{i,2} - x_{i,1}) \\ \dot{y}_{i,1} &= b(1 - x_{i,1}^2) y_{i,1} - x_{i,1} \\ \dot{x}_{i,2} &= y_{i,2} + \frac{\lambda_2}{k_{i,2}} \sum_{j=1}^N B_{i,j} (x_{j,2} - x_{i,2}) + \eta (x_{i,1} - x_{i,2}) \\ \dot{y}_{i,2} &= b(1 - x_{i,2}^2) y_{i,2} - x_{i,2} \\ \dot{s} &= -\gamma s - \epsilon \bar{x}_{i,1} \end{aligned} \quad (3)$$

where b is the damping coefficient of each oscillator, when $b > 0$ the system generates limit cycle oscillations. $(x_{i,1}, y_{i,1})$ represent oscillators of L_1 and $(x_{i,2}, y_{i,2})$ those of L_2 , with $i = 1, 2, \dots, N$. The connections among oscillators in each layer are encoded in the adjacency matrices of the network, A and B . The oscillators in L_1 interact with oscillators in L_2 with multiplex like i to i coupling with coupling strength η . The oscillators in layer L_1 and L_2 interact among them with coupling strength λ_1 and λ_2 respectively. Here $k_{i,1}$ and $k_{i,2}$ are the average degree of i^{th} oscillators corresponding to each of the layers L_1 and L_2 respectively. The variable s represents the

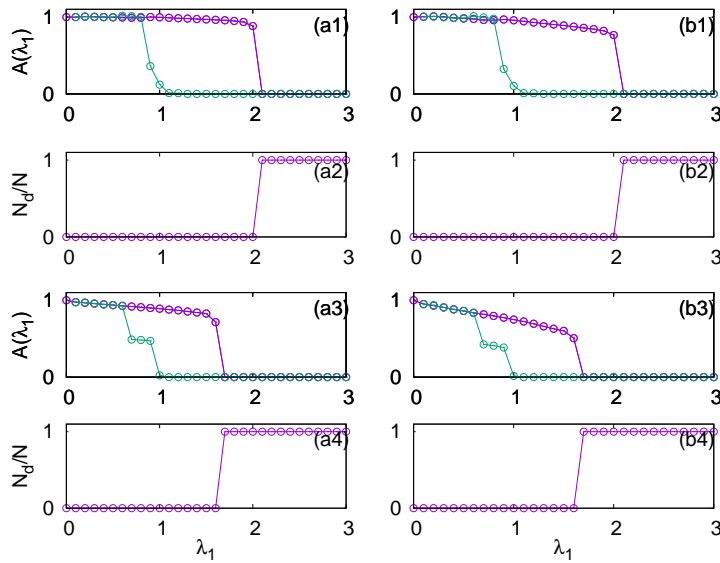


Fig. 1. Transitions in multiplex network with layer L_1 (left panel) having scale free topology with shared environment and layer L_2 (right panel) uncoupled with N VdP oscillators in each. Order parameter, $A(\lambda_1)$, under adiabatic variation of the coupling λ_1 , in forward (red) and backward (green) directions: (a1,b1) $\langle k_1 \rangle = 6$, and (a3,b3) $\langle k_1 \rangle = 20$. Ratio of oscillators, N_d/N plotted in forward continuation: (a2,b2) $\langle k_1 \rangle = 6$, and (a4,b4) $\langle k_1 \rangle = 20$. The other parameters are $b = 1$, $\epsilon = 1.5$, $\eta = 1$, $\lambda_2 = 0.0$, and $N = 500$.

dynamics of the common shared environment, modelled by an over-damped oscillator with decay rate $\gamma > 0$ in the absence of the coupling [27,28,29]. The environment gets an average negative feedback from all systems, while it gives a positive feedback to the systems, with a coupling strength ϵ . The environment, depending on the context, can represent common particle species that can freely diffuse in the system and allow individual oscillators to communicate with each other or a shared homogeneous medium [30,31,32]

3.1 Multiplex network with Scale-Free(S-F) topology

We begin with a scale-free topology for both layers of the network and first study the emergent dynamics on each layer in the absence of multiplexing with $\eta = 0$. Here, we define average degree of each layer network, as $\langle k_1 \rangle = \langle k_{i,1} \rangle$ and $\langle k_2 \rangle = \langle k_{i,2} \rangle$. We fix $\epsilon = 1.5$, $b = 1.0$, $\langle k_1 \rangle = 6$, and $N = 500$ and adiabatically vary λ_1 in forward and backward direction for layer L_1 . In the forward direction, we observe a sudden change in order parameter $A(\lambda_1)$ from nonzero to zero, and in the backward direction, also a sudden change in $A(\lambda_1)$ from zero to nonzero. These changes indicate a sudden transition from oscillatory state to death state and vice versa in both forward and backward directions. We also observe that in the absence of coupling with environment, there is no transition to death in layer L_2 .

Now we consider multiplexing both layers, where the oscillators in L_1 are connected with S-F topology while the oscillators of L_2 are uncoupled (i.e., $\lambda_2 = 0$), and both layers are coupled to each other via i to i connections with coupling strength η . We set $b = 1$, $\epsilon = 1.5$, $\eta = 1$, and $\langle k_1 \rangle = 6$ and vary λ_1 adiabatically. In forward direction, we observe a sudden transition from the oscillatory state to death state

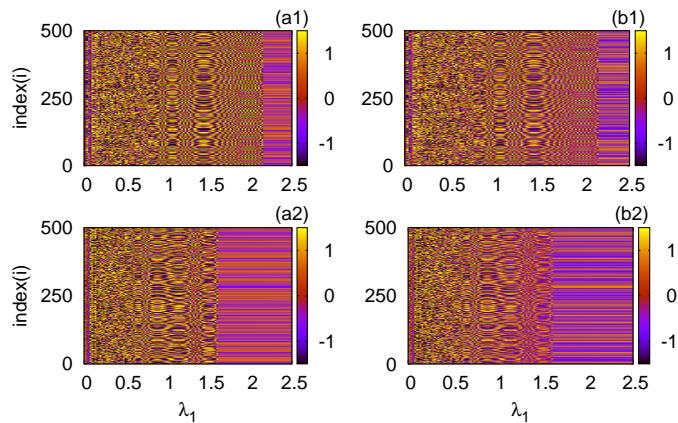


Fig. 2. Average values of variables x_i ($i = 1, 2, \dots, 100$) for L_1 (left panel) and L_2 (Right panel) shown in (λ_1, i) plane showing transitions from oscillations to IHSS: (a1,b1) $< k_1 > = 6$, and (a2,b2) $< k_1 > = 20$. The other parameters are as in Fig.1.

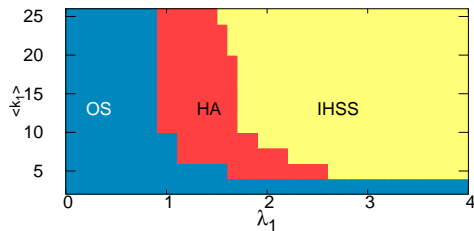


Fig. 3. Regions of different emergent states on parameter plane $(\lambda_1, < k_1 >)$ at $\lambda_2 = 0$. We fix $\epsilon = 1.5$, $b = 1.0$, $\eta = 1.0$, and $N = 100$. Here OS, HA, and IHSS corresponds to oscillatory state, hysteresis area and inhomogeneous steady state, respectively.

in both layers L_1 and L_2 , which is shown in Fig. 1(a1,b1). Similarly, in backward direction also, we observe a sudden transition from death state to oscillatory state, in L_1 and L_2 . The ratio of oscillators in death state to the total number N_d/N , for both layers in the case of forward direction is plotted in Fig. 1(a2,b2). For $< k_1 > = 20$, the forward and backward variations for both layers is plotted in Fig. 1(a3,b3) with the corresponding N_d/N , in Fig. 1(a4,b4).

We note that the tipping phenomena occurring on L_1 induces a similar pattern of transitions on L_2 even when the oscillators of L_2 are uncoupled. To display the consequent changes in dynamics, we plot the average x_i ($i = 1, 2, \dots, 500$) for both layers L_1 and L_2 in Fig. 2(a1,b1) for $< k_1 > = 6$ and Fig. 2(a2,b2) for $< k_1 > = 20$, where the average is taken over a long time after transients. With increasing the average degree the tipping point shifts to smaller values of λ_1 . At the tipping point, all oscillators show a transition from oscillatory state to death state and in the death state, they display a state of Inhomogeneous Steady States(IHSS).

We show the parameter plane $(\lambda_1, < k_1 >)$ for layer L_1 , in Fig. 3. In this figure OS, HA, and IHSS represents the oscillatory state, hysteresis area (where oscillatory state and death state coexist), and inhomogeneous steady state, respectively. The transitions points are found to shift to the left for a higher values of $< k_1 >$.

We extend the study to the case when oscillators of layer L_2 are also coupled with a scale-free topology, and multiplexed with first layer. Here we first set $k_1 = 6$, $k_2 = 4$,

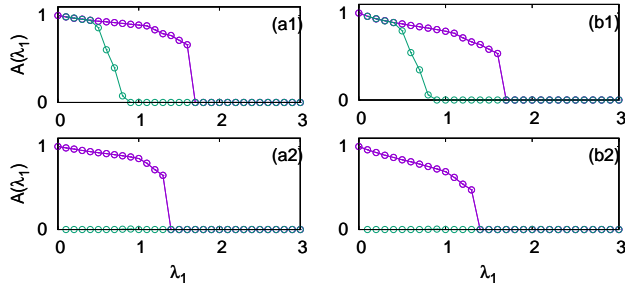


Fig. 4. Transitions from oscillatory state to steady state for N coupled VdP oscillators for L_1 (left panel) and L_2 (Right panel) with scale free topology in connections on both layers. The order parameter, $A(\lambda_1)$, under the variation of the coupling strength λ_1 : (a1,b1) $\langle k_1 \rangle = 6$, and $\langle k_2 \rangle = 4$ and (a2,b2) $\langle k_1 \rangle = 20$, and $\langle k_2 \rangle = 4$. $b = 1$, $\epsilon = 1.5$, $\lambda_2 = 0.20$, $\eta = 1.0$, and $N = 500$.

$\lambda_2 = 0.2$, and $\epsilon = 1.5$, and study variation of the order parameters $A(\lambda_1)$ for both the layers, which are shown in Fig. 4(a1,b1) respectively. We find in the forward direction both layers show sudden transitions from oscillatory state to death state. However in the backward direction, transition is not sudden, but both layers still show hysteresis where both oscillatory and death states coexist. When we increase k_1 to $k_1 = 20$, the transition is sudden in forward direction, but there is no transition from death state to oscillatory state in the backward direction, as is clear from Fig. 4(a2,b2). Thus the nature of transition depends on variation in average degree or heterogeneity in the nature of connections in L_1 and L_2 .

3.2 Multiplex network with regular and nonlocal connections

The dynamics of the multiplex network of N identical VdP oscillators with regular and nonlocal connections is given by [26],

$$\begin{aligned}
 \dot{x}_{i,1} &= y_{i,1} + \frac{\lambda_1}{2P_1} \sum_{j=i-P_1}^{i+P_1} (x_{j,1} - x_{i,1}) + \epsilon s + \eta(x_{i,2} - x_{i,1}) \\
 \dot{y}_{i,1} &= b(1 - x_{i,1}^2)y_{i,1} - x_{i,1} \\
 \dot{x}_{i,2} &= y_{i,2} + \frac{\lambda_2}{2P_2} \sum_{j=i-P_2}^{i+P_2} (x_{j,2} - x_{i,2}) + \eta(x_{i,1} - x_{i,2}) \\
 \dot{y}_{i,2} &= b(1 - x_{i,2}^2)y_{i,2} - x_{i,2} \\
 \dot{s} &= -\gamma s - \epsilon \bar{x}_{i,1}
 \end{aligned} \tag{4}$$

where P_1 and $P_2 \in \{1, N/2\}$, correspond to the number of nearest neighbors in each direction on each layer and corresponding coupling radii are $R_1 = \frac{P_1}{2N}$ and $R_2 = \frac{P_2}{2N}$ respectively. In this set up, when oscillators of layer L_1 are coupled nonlocally, and oscillators of layer L_2 uncoupled, $R_1 = 0.16$, and $\epsilon = 1.5$, $\lambda_2 = 0$, the order parameter $A(\lambda_1)$ for both layers in forward and backward directions are shown in Fig. 5(a1,b1) respectively. The variations of average x_i ($i = 1, 2, \dots, 500$) for both layers L_1 and L_2 are plotted in Fig. 5(a2,b2) respectively. It is clear that sudden transitions from

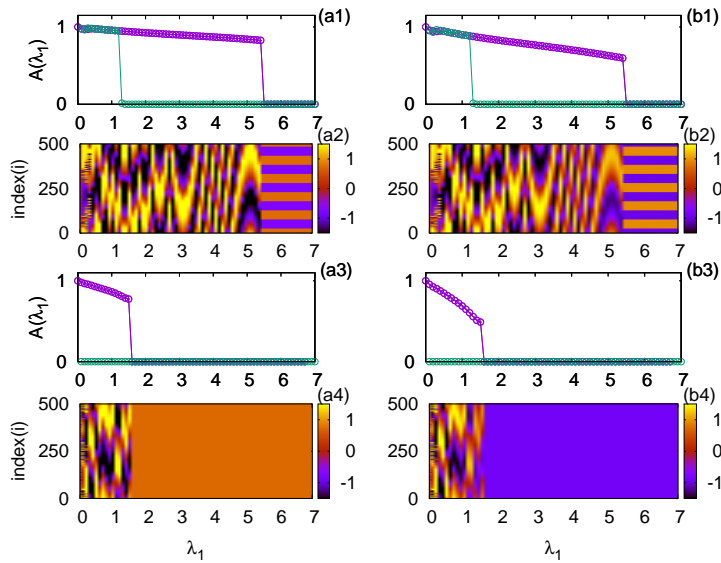


Fig. 5. Transitions in multiplex network for layer L_1 (left panel) with regular nonlocal connections and layer L_2 (right panel) uncoupled. The order parameter, $A(\lambda_1)$, under the variation of the coupling strength λ_1 : (a1,b1) $R_1 = 0.16$, and (a3,b3) $R_1 = 0.4$. Average values of variables $x_i (i = 1, 2, \dots, 100)$ in (λ_1, i) plane: (a2,b2) $R_1 = 0.16$, and (a4,b4) $R_1 = 0.4$. We fix $b = 1$, $\epsilon = 1.5$, $\lambda_2 = 0.0$, and $N = 500$. For $R_1 = 0.16$, the steady state is IHSS with hysteresis, while for $R_1 = 0.4$, it is HSS with no hysteresis.

oscillatory state to death state and vice versa occur in both forward and backward directions and the death state corresponds to IHSS. We can also see both tipping points or transition points occur at different values of λ_1 indicating hysteresis in the system. Next, when we increase the range of coupling in L_1 with $R_1 = 0.40$, we observe a sudden transition from oscillatory state to death state in both layers, but there is no transition from death state to oscillatory state in backward direction in both layers (Fig. 5(a3,b3)). The variations of average $x_i (i = 1, 2, \dots, 500)$ for both layers L_1 and L_2 are plotted in Fig. 5(a4,b4). Thus with increasing the range of couplings on layer L_1 , the transition is changed to tipping with no hysteresis and the study state is HSS.

Further we plot the parameter plane (λ_1, R_1) at $\lambda_2 = 0$, for layer L_1 in Fig. 6(a). In this figure, OS, HA, HSS, IHSS, and NA represent the oscillatory state, hysteresis area, homogeneous steady state, inhomogeneous steady-state, and no-hysteresis area, respectively. We can see that when $R_1 < 0.35$, coupled system has hysteresis, and the system stabilized to inhomogeneous steady-state (IHSS). But when $R_1 > 0.35$, there is no hysteresis in the system, and the system stabilized at coupling dependent homogeneous steady-state (HSS). In this case, only forward transition is occurring, which is also sudden, indicating tipping in the absence of multi-stability. We also note that when the connections are local (i.e. $R_1 = 0.01$) there is no transition from oscillatory state to steady-state and for global connection (i.e. $R_1 = 0.5$), system shows transition only in forward direction. The parameter plane (λ_2, R_2) for L_2 is similar to that of L_1 . We also plot the parameter plane (λ_1, b) at $R_1 = 0.16$, $\lambda_2 = 0$, for layer L_1 , which is shown in Fig. 6(b). The hysteresis area is seen to increase with increase in the value of b . The parameter planes for layer L_2 are qualitatively similar to that of L_1 .

Next, we study a case where oscillators of both layers are coupled nonlocally. In this case we first set parameter $R_1 = 0.16$ $R_2 = 0.04$ and $\lambda_2 = 0.5$, and calculate

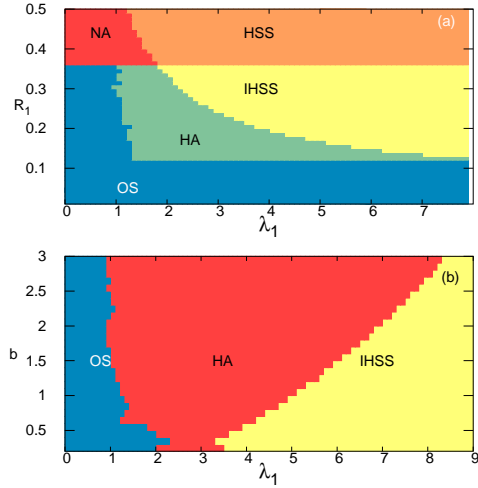


Fig. 6. Regions of different emergent states on parameter planes of multiplex network for layer L_1 with regular nonlocal connections and layer L_2 uncoupled. (a) (λ_1, R_1) at $\lambda_2 = 0$ (b) (λ_1, b) at $\lambda_2 = 0$ and $R_1 = 0.1$. Here $\epsilon = 1.5$, $b = 1.0$, and $N = 100$.

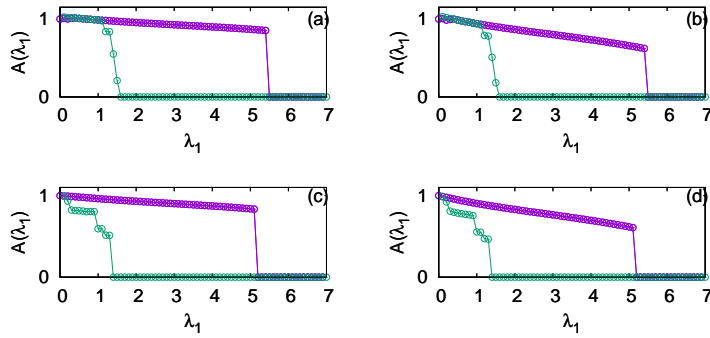


Fig. 7. Transitions with hysteresis in multiplex network when layer L_1 (left panel) and layer L_2 (right panel) are both having regular nonlocal connections. The order parameter, $A(\lambda_1)$, under the variation of the coupling strength λ_1 : (a,b) $R_1 = 0.16$, and $R_2 = 0.04$ and (c,d) $R_1 = 0.16$ and $R_2 = 0.16$. Parameters are fixed as $b = 1$, $\epsilon = 1.5$, $\lambda_2 = 0.50$, and $N = 500$.

order parameter $A(\lambda_1)$ for both forward and backward directions for both layers L_1 and L_2 . As seen from Fig. 7(a,b), a sudden transition from oscillatory state to death state is observed in forward direction, but in the backward direction, the transition is not sudden, but with hysteresis in the transitions. Also, when we set $R_1 = 0.16$ $R_2 = 0.16$ and $\lambda_2 = 0.5$, such that both layers have identical coupling scheme, we observe the transitions are sudden, which is clear from Fig. 7(c,d).

The parameter plane (λ_1, R_1) for layer L_1 , is plotted at $R_2 = 0.1$ in Fig. 8(a). In this case, system gets stabilized as IHSS when $R_1 < 0.32$, resulting in transitions with hysteresis. We also present the parameter plane (λ_1, R_2) for $R_1 = 0.16$ and $\lambda_2 = 0.5$, which is shown in Fig. 8(b). Here also, for a given value of R_2 , we observe hysteresis and system stabilized as IHSS.

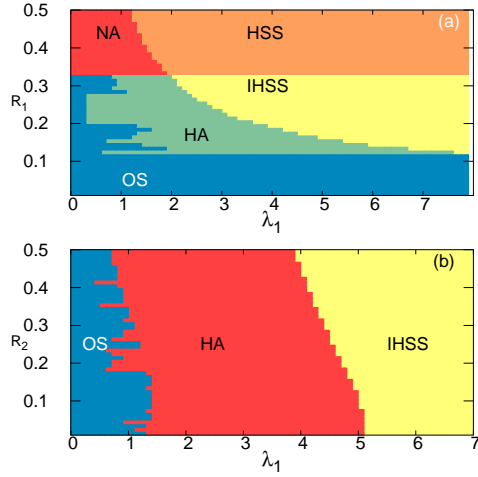


Fig. 8. Parameter plane showing regions of different emergent states in multiplex network when layer L_1 and layer L_2 are both having regular nonlocal connections. (a) (λ_1, R_1) at $\lambda_2 = 1.0$ and $R_1 = 0.10$ (b) (λ_1, R_2) at $\lambda_2 = 0.5$ and $R_1 = 0.16$. Here $\epsilon = 1.5$, $b = 1.0$, and $N = 100$.

4 Multiplex network of van der Pol oscillators with mean field couplings

In order to illustrate the generality of our results above, we consider N identical VdP oscillators coupled via a mean-field diffusive coupling [33]. The dynamics of these networks when multiplexed, is given by,

$$\begin{aligned}
 \dot{x}_{i,1} &= y_{i,1} + \lambda_1(Q_1 \bar{x}_{i,1} - x_{i,1}) + \eta(x_{i,2} - x_{i,1}) \\
 \dot{y}_{i,1} &= b(1 - x_{i,1}^2)y_{i,1} - x_{i,1} \\
 \dot{x}_{i,2} &= y_{i,2} + \lambda_2(Q_2 \bar{x}_{i,2} - x_{i,2}) + \eta(x_{i,1} - x_{i,2}) \\
 \dot{y}_{i,2} &= b(1 - x_{i,2}^2)y_{i,2} - x_{i,2}
 \end{aligned} \tag{5}$$

where parameter Q_i , with $0 \leq Q_i \leq 1$ (where $i = 1, 2$), is the intensity of the mean field and λ_1 and λ_2 are the strength of coupling. We start with the case where oscillators of L_1 coupled with each other with mean-field coupling, while oscillators of L_2 are uncoupled. We fix $Q_1 = 0.5$, $b = 2$, $\lambda_2 = 0$, and $\eta = 2$, and present the order parameter $A(\lambda_1)$ in both forward and backward directions for both layers, in Fig. 9(a,b). We observe sudden transitions with hysteresis. Next, we consider multiplex network in which oscillators of both layers are coupled among them with mean-field coupling. For $Q_1 = 0.5$, $Q_2 = 0.3$, and $\lambda_2 = 1$ we find sudden transition from oscillatory state to death state in forward direction, with no transition, in the backward direction (Fig. 9(c,d)). This occurs in both layers, indicating tipping induced from one layer to another layer. Moreover, the nature of transitions in both layers are now different, even when coupling is the same, which is the effect of multiplexing.

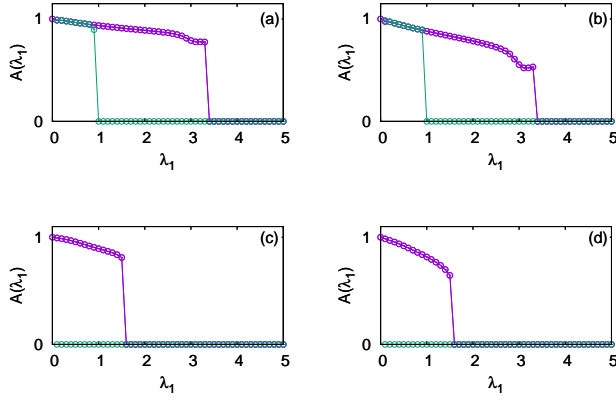


Fig. 9. Transitions in multiplex network for layer L_1 (left panel) with mean field couplings. The order parameter, $A(\lambda_1)$, under the variation of the coupling strength λ_1 : (a,b) layer L_2 (right panel) uncoupled with $Q_1 = 0.5$, and $Q_2 = 0$ and (c,d) layer L_2 coupled with similar coupling with $Q_1 = 0.5$, $Q_2 = 0.3$, and $\lambda_2 = 1$. $b = 2$, $\eta = 2$ and $N = 100$.

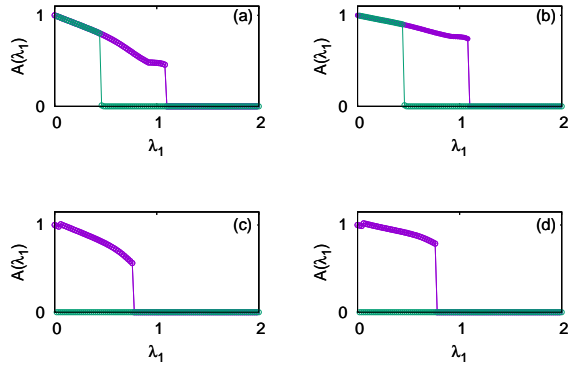


Fig. 10. Transitions in multiplex network for layer L_1 (left panel) with conjugate couplings. The order parameter, $A(\lambda_1)$, under the variation of the coupling strength λ_1 : (a,b) layer L_2 (right panel) uncoupled $\lambda_2 = 0$, (c,d) layer L_2 (right panel) coupled with similar coupling $\lambda_2 = 0.5$. We fix $b = 2$, $\eta = 2$, and $N = 100$.

5 Multiplex network of van der Pol oscillators with conjugate couplings

In this section we present our study on multiplex network of VdP oscillators with coupling between conjugate variables, and the dynamics is then given by equations [34]

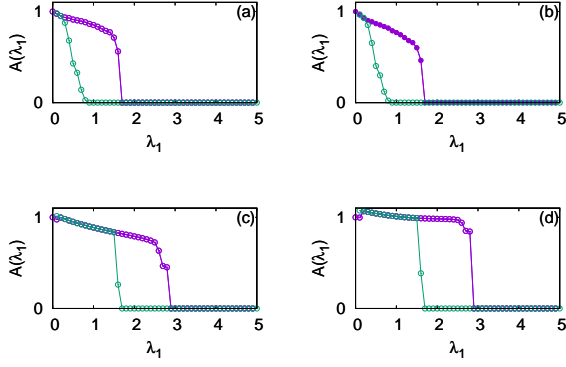


Fig. 11. Transitions in multiplex network with heterogeneous topologies in both layers. The order parameter, $A(\lambda_1)$, under the variation of the coupling strength λ_1 : (a,b) L_1 coupled directly via scale free topology and indirectly via shared environment and L_2 coupled locally. Here $\langle k_1 \rangle = 6$, $R_2 = 0.01$, $b = 1$ and $\lambda_2 = 0.5$. (c,d) L_1 coupled via mean field coupling and L_2 coupled with nonlocal coupling with $Q_1 = 0.5$, $b = 2$, and $R_2 = 0.5$. Here $\eta = 1$ and $N = 500$. In both cases transitions occur hysteresis but in the latter network, they are sudden in both directions compared to the former type of couplings.

$$\begin{aligned}
 \dot{x}_{i,1} &= y_{i,1} + \frac{\lambda_1}{N} \sum_{j=1}^N (y_{j,1} - x_{i,1}) + \eta(x_{i,2} - x_{i,1}) \\
 \dot{y}_{i,1} &= b(1 - x_{i,1}^2)y_{i,1} - x_{i,1} + \frac{\lambda_1}{N} \sum_{j=1}^N (x_{j,1} - y_{i,1}) \\
 \dot{x}_{i,2} &= y_{i,2} + \frac{\lambda_2}{N} \sum_{j=1}^N (y_{j,2} - x_{i,2}) + \eta(x_{i,1} - x_{i,2}) \\
 \dot{y}_{i,2} &= b(1 - x_{i,2}^2)y_{i,2} - x_{i,2} + \frac{\lambda_2}{N} \sum_{j=1}^N (x_{j,2} - y_{i,2})
 \end{aligned} \tag{6}$$

where $i = 1, 2, 3, \dots, N$. Here we first consider a case where oscillators of layer L_1 are coupled globally and oscillators of second layer L_2 are uncoupled. For this we set $\lambda_2 = 0$, $\eta = 2$, and $b = 2$, and calculate order parameter $A(\lambda_1)$ in both forward and backward direction for both layer, which are plotted in Fig. 10(a,b) respectively. Both layers show a sudden transition from oscillatory state to death state and vice versa. When the oscillators of both layers are globally coupled, with $\lambda_2 = 0.5$, $\eta = 2$ and $b = 2$, we observe a sudden transition in the forward direction, (Fig. 10(c,d)) from oscillatory state to death state, with no backward transition from death state to oscillatory state.

6 Multiplex network with heterogeneous topology in layers

In this section, we study a multiplex network, where topology of connections in L_2 is different from that in L_1 . First we consider a case where oscillators of layer L_1 interact

directly via scale free topology and indirectly via shared environment, while oscillators of layer L_2 are coupled locally. In this case we set $\langle k_1 \rangle = 6$ and $R_2 = 0.01$, $b = 1$ and $\lambda_2 = 0.5$, and calculate order parameter $A(\lambda_1)$ in both forward and backward direction for both layers, which are plotted in Fig. 11(a,b) respectively. Both layers show a sudden transition from oscillatory state to death state in forward direction, while in backward direction transition is not sudden. Next we consider a case where oscillators of layer L_1 coupled via mean-field diffusive coupling and oscillators of layer L_2 coupled nonlocally. We fix $Q_1 = 0.5$, $b = 2$, and $R_2 = 0.2$, and plot order parameter $A(\lambda_1)$ in both forward and backward directions for both layers, which is shown in Fig. 11(c,d) respectively. Here in both forward and backward directions we observe a sudden transition from oscillatory state to death state and vice versa in both layers. In general, when both layers have the same type of network topology, the backward transition is mostly not occurring, while when both layers have different topology, we observe a backward transition.

7 Conclusion

We report the occurrence of sudden transitions or tipping in a collection of systems induced due to multiplexing between two layers of systems. We present mainly the sudden transitions from oscillatory state to death state in both layers of the multiplex network with the same tipping points. Using van der Pol oscillator as the nodal dynamics we consider different topologies like scale free, nonlocal, mean field and conjugate couplings for the systems in each layer. We observe, in general, the nature of transitions depend on the mechanism for tipping in the first layer L_1 and the topology of connections in both layers L_1 and L_2 . When the systems in L_2 are uncoupled, in all cases of couplings considered for L_1 , the tipping on L_1 is mirrored exactly on L_2 . With similar coupling added among systems in the second layer L_2 also, the nature of transitions in both layers is modified. Also, the transitions are sudden with hysteresis when the coupled systems stabilize to coupling dependent inhomogeneous steady-states (IHSS), while the transitions are sudden without hysteresis, when they stabilize to coupling dependent homogeneous steady-states (HSS).

When the mechanism for transition in the first layer L_1 is due to the presence of a shared environment, with scale free structure, the sudden transition to steady-state on L_1 is induced on L_2 , with hysteresis, both when systems of L_2 , are coupled and uncoupled. However with difference in the scale free nature introduced on L_1 , there is tipping, with no hysteresis. For regular network with nonlocal connections, with increase in range of coupling, tipping occurs on both layers, with sudden transition to HSS. With mean field coupling and conjugate coupling as mechanisms for transitions to steady states in L_1 , with similar coupling on both layers, we observe sudden transitions to HSS. However with heterogeneous topology for the layers, the transitions are sudden with hysteresis for mean field coupling on L_1 and nonlocal coupling on L_2 , while they are sudden in one direction with hysteresis for scale free on L_1 and local on L_2 . In all these cases, the coupling parameters in layer L_2 are chosen such that in the absence of multiplexing with L_1 , the transitions to steady states do not occur in L_2 . This ensures that the critical transitions observed in L_2 are induced by those in L_1 with multiplexing.

Our study is mainly on three types of mechanisms for sudden transitions to steady states on one layer and how it gets induced on another layer when multiplexed, with different network topology like scale free, regular with nonlocal or global connections. In all cases we study forward and backward transitions by adiabatic change of coupling parameters and identify regions of various possible emergent dynamics on the parameter planes. An interesting application for the kind of tipping considered can

be in large eco-systems with several patches, where tipping can spread across systems due to multiplex mode of migrations between patches in different meta-communities.

References

1. Adhikari B.M., Epstein C. M., Dhamala M., *Localizing epileptic seizure onsets with Granger causality*, Phys. Rev. E **88**, (2013) 030701(R)
2. Huberman B. A., Lukose R. M., *Social Dilemmas and Internet Congestion*, Science, **277**, (1997) 535
3. Lenton, T. M. *Early warning of climate tipping points*, Nature Climate Change **1**, (2011) 201-209
4. Folke C., Carpenter S., Walker B., Scheffer M., Elmqvist T., Gunderson L., Holling C. *Regime shifts, resilience, and biodiversity in ecosystem management*, Ann. Rev. of Ecol., Evol., and Sys. **35**, (2004) 557-581
5. Scheffer M., Carpenter S. R., Dakos V., van Nes E. H. *Generic indicators of ecological resilience: Inferring the chance of a critical transition*, Ann. Rev. of Ecol., Evol., and Sys. **46**, (2015) 145-167
6. Scheffer M., Carpenter S., Foley J., Folke C., and Walker B., *Catastrophic shifts in ecosystems*, Nature **413**, (2001) 591-596
7. Stommel H., *Thermohaline convection with two stable regimes of flow*, Tellus **13**, (1961) 224-230
8. S. Rahmstorf, *convection patterns and thermohaline flow in an idealized OGCM*, J. Clim. **8**, (1995) 3028-3039
9. Eisenman I., Wettlaufer J., *Nonlinear threshold behavior during the loss of Arctic sea ice*, Proc. Natl. Acad. Sci. U. S. A. **106**, (2009) 28-32
10. Robinson A., Calov R., Ganopolski A., *Multistability and critical thresholds of the Greenland ice sheet*, Nat. Clim. Change **8**, (2012) 16008
11. deYoung B., Barange M., Beaugrand G., Harris R., Perry R., Scheffer M., Werner F., *Regime shifts in marine ecosystems: Detection, prediction and management*, Trends Ecol. Evol. **23**, (2008) 402-409
12. Mumby P., Hastings A., Edwards H., *Thresholds and the resilience of caribbean coral reefs*, Nature **450**, (2007) 98-101
13. Steneck R., Arnold S., Mumby P., *Experiment mimics fishing on parrotfish: Insights on coral reef recovery and alternative attractors*, Mar. Ecol. Prog. Ser. **506**, (2014) 115-127
14. Scheffer S. M., Meijer b. M. M. J., Jeppesen E., *Alternative equilibria in shallow lakes*, Trends Ecol. Evol. **8**, (1993) 275-279
15. Gilad E., von Hardenberg J., Provenzale A., Sachak M., Meron E., *Ecosystem engineers: From pattern formation to habitat creation*, Phys. Rev. Lett. **93**, (2004) 098105
16. Zelnik Y., Kinast S., Yizhaq H., Bel G., Meron E., *Regime shifts in models of dryland vegetation*, Philos. Trans. R. Soc. A **371**, (2013) 20120358
17. Brovkin V., Claussen M., Petoukhov V., Ganopolski A., *On the stability of the atmosphere-vegetation system in the Sahara/Sahel region*, J. Geophys. Res. **103**, (1998) 31613-31624, <https://doi.org/10.1029/1998JD200006>
18. Pisarchik A. N., Feudel U., *Control of multistability* Physics Reports **540**, (2014) 167-218
19. Lucarini V., Bódai T. *Edge states in the climate system: Exploring global instabilities and critical transitions* Nonlinearity **30**, (2017) R32-R66
20. Feudel U., Pisarchik A. N., Showalter K., *Multistability and tipping: From mathematics and physics to climate and brain - Minireview and preface to the focus issue* Chaos **28**, (2018) 033501
21. Wunderling N., Stumpf B., Kronke J., Staal A., Tuinenburg, A. O., Winkelmann R., and Donges J. F., *How motifs condition critical thresholds for tipping cascades in complex networks: Linking micro- to macro-scales* Chaos **30**, (2020) 043129
22. Wicczorek S., Ashwin P., Luke C. M., Cox, P., *Excitability in ramped systems: the compost-bomb instability* Proceedings of the Royal Society A **467**, (2011) 1243-1269

23. Ashwin P., Wieczorek S., Vitolo R., Cox P., *Tipping points in open systems: Bifurcation, noise-induced and rate-dependent examples in the climate system* Philosophical Transactions of the Royal Society A **370** (2012), 1166-1184
24. Chen Y., Gemmer J. A., Silber M., Volkening A., *Noise-induced tipping under periodic forcing: Preferred tipping phase in a non-adiabatic forcing regime* Chaos **29**, (2019) 043119
25. Ashwin P., Perryman C., Wieczorek, S., *Parameter shifts for nonautonomous systems in low dimension: Bifurcation- and rate-induced tipping* Nonlinearity **30**, (2017) 2185-2210
26. Verma U. K., Sharma A., Kamal N. K., Shrimali M. D., **Explosive death in complex network**, Chaos **29**, (2019) 063127
27. Resmi V., Ambika G., Amirtkar R. E., *Synchronized states in chaotic systems coupled indirectly through a dynamic environment*, Phys. Rev. E **81**, (2010) 046216.
28. Resmi V., Ambika G., Amirtkar R. E., Rangarajan G., *Amplitude death in complex networks induced by environment*, Phys. Rev. E **85**, (2012) 046211
29. Sharma P. R., Kamal N. K., Verma U. K., Suresh K., Thamilmaran K., Shrimali M. D., *Suppression and revival of oscillation in indirectly coupled limit cycle oscillators*, Phys. Lett. A **380**, (2016) 3178–3184.
30. Ojalvo J. G., Elowitz M. B., Strogatz S. H. *Modeling a synthetic multicellular clock: Repressilators coupled by quorum sensing* Proc. Natl. Acad. Sci. USA **101**, (2004) 1095
31. Katriel G., *Synchronization of oscillators coupled through an environment*, Physica D **237**, (2008) 2933
32. Taylor A. F., Tinsley M. R., Wang F., Huang Z., Showalter K., *Dynamical quorum sensing and synchronization in large populations of chemical oscillators*, Science **323**, (2009) :614–7.
33. Verma U. K., Sharma A., Kamal N. K., Kurths J., Shrimali M. D., *Explosive death induced by mean-field diffusion in identical oscillators*, Scientific Reports **7**, (2017) 7936
34. Zhao N., Sun Z., Yang X., Xu W., *Explosive death of conjugate coupled Van der Pol oscillators on networks*, Phys. Rev. E **97** (2018) 062203