

A Proof of Concept Neural Network Watchdog using a Hybrid Generative Classifier For Optimized Outlier Detection

Justin Bui¹ and Robert J. Marks II¹

Baylor University, Waco, TX, 76798, USA

Justin.Bui@baylor.edu

Robert.Marks@baylor.edu

<https://www.ecs.baylor.edu/>

Abstract. With the continuous development of tools such as TensorFlow and PyTorch, Neural Networks are becoming easier to develop and train. With the expansion of these tools, however, neural networks have also become more black boxed. A neural network trained to classify fruit may classify a picture of a giraffe as a banana. A neural network watchdog may be implemented to identify such out-of-distribution inputs, allowing a classifier to disregard such data. By building a hybrid generator/classifier network, we can easily implement a watchdog while improving training and evaluation efficiency.

Keywords: Watchdog · Hybrid · Classifier · Neural Network · Convolutional Neural Network

1 Introduction

First introduced in [5], the neural network watchdog is a tool used to determine whether a classification or regression has been performed on an input that is in-distribution or out-of-distribution. The proof of concept introduced in the initial work represents a disjointed approach to the watchdog, where in two independent networks are trained on the same data. The watchdog network is used to determine the validity of the input data, removing out-of-distribution classification data from the output in parallel to classification.

To build upon the application of the watchdog, we propose the use of a hybrid generative and classifying neural network, where the generative component feeds in to the watchdog. The use of a hybrid neural network provides for more efficient training and evaluation of input data when compared to a disjointed network, while providing a higher reliability watchdog.

2 Background

The precise definition of a hybrid neural network is open for interpretation. Work done by [16] discusses the integration of neural networks into symbolic systems,

whereas [20] discusses a retrieval-generation models. [11] demonstrates a hybrid system consisting of a neural network and genetic algorithm. With such diverse applications, the use of the term hybrid has been easily used to describe multiple systems.

Hybrid neural networks have been demonstrated in various capacities, such as power load forecasts [1],[2],[10], Medical analysis techniques [7], [17], and financial applications [13], [14], [21]. Their flexibility allows for new and novel techniques to solving modern day problems.

3 Proof of Concept

Taking inspiration from other hybrid network concepts, we have investigated the feasibility of creating a hybrid classifier-generator network to be used with the neural network watchdog. Our proof of concept hybrid network is based on a 2D convolutional image classifier and 2D convolutional autoencoder, as described below.

3.1 Hybrid Network Structure

To demonstrate our proof of concept, we have designed a hybrid convolutional neural network to classify and regenerate MNIST digit images. As seen in Figure 1, a hybrid network is comprised of 3 or more sections of Layers. For this paper, our hybrid will contain the following sections:

1. Input Layers
2. Generative Layers
3. Classification Layers

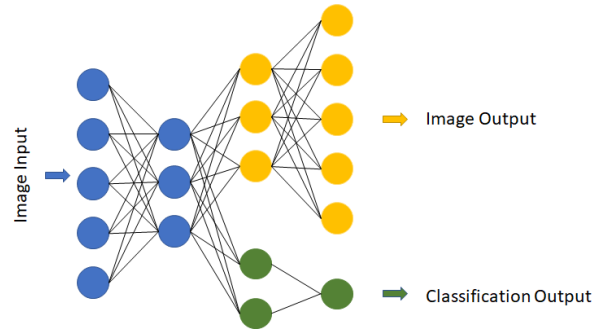


Fig. 1: The general structure of a hybrid neural network image classifier. This example demonstrates a single image input which splits in to a generative and a classifying component.

The Input Layers The input layers of the hybrid network consist of multiple 2D convolutional layers, as well as a Flatten and Dense layer, as shown in Figure 3. These layers comprise the encoding portion of the hybrid network and feeds in to both the Generative and Classification layers.

The Generative Layers The generative layers represent the decoder portion of an autoencoder, which can be seen in Figure 2. These layers are responsible for decoding the representation generated by the Input Layers into an image reconstruction of the input, which is used by the Watchdog to determine input validity.

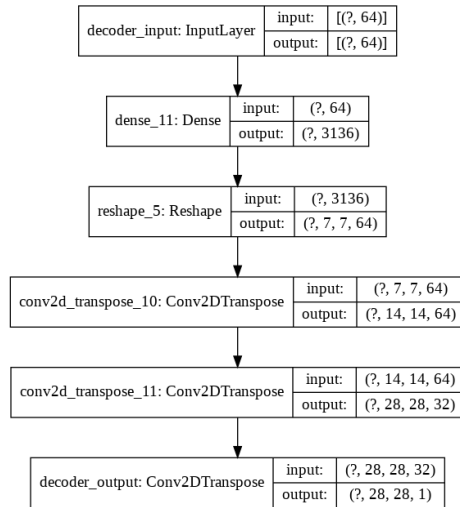


Fig. 2: The decoding layers of the hybrid neural network. When combined with the input layers, as in Figure 3, create an autoencoder.

The Classification Layers The classification layers convert the input layer encodings into an activation output, producing a distribution corresponding to classification probabilities.

The final hybrid neural network structure can be seen in Figure 4.

3.2 Training The Hybrid Network

Training and Evaluation Datasets For this proof of concept, we will be using both the MNIST and MNIST Fashion datasets. Our training set is comprised of 60,000 MNIST digit images. The MNIST images are considered in-distribution.

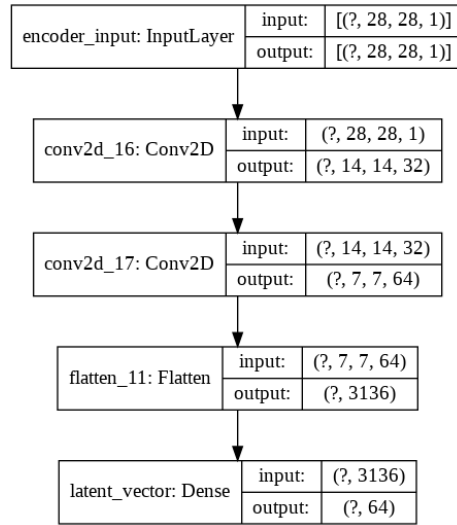


Fig. 3: The encoding Layers of the hybrid neural network, which represent the input layers of the hybrid neural network.

In order to evaluate the functionality of the Watchdog, we must also introduce out-of-distribution data, provided by the MNIST Fashion dataset. Examples of the evaluation data may be seen in Figures 5 and 6.

Once the network has been trained, the networks will be evaluated using a mixed-distribution dataset, consisting of 10,000 evaluation images from each of the MNIST and MNIST Fashion datasets.

Biased Training One of the considerations with training a hybrid neural network as shown above is the impact of back-propagation bias when dealing with multiple outputs. The network structure introduced in 1 will require biased training to improve the performance. Biasing the training weights allows for highly adaptive network performance, depending on the desired outcome of the network.

To further investigate the importance of the bias, we have developed five identical hybrid neural networks with different bias weights, as well as a sixth independent classifier and autoencoder as a control. The biases for the hybrid networks are shown in table 1 below:

Evaluating the quality of the hybrid network can be performed by evaluating the outputs, the classifier and generator, and comparing them to their stand-alone counterparts.

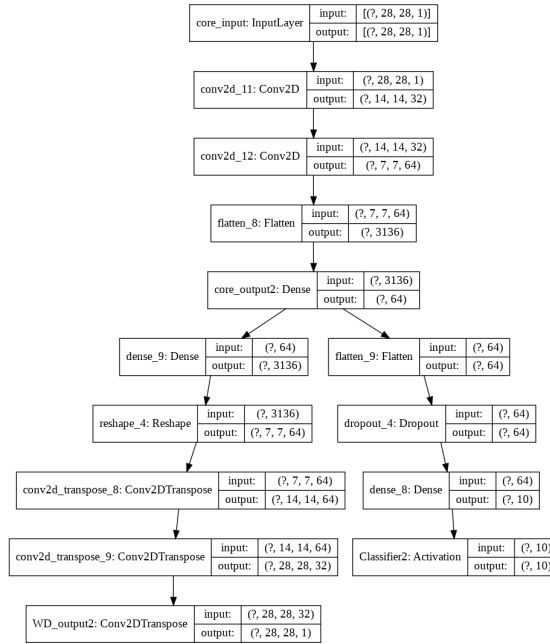


Fig. 4: The complete hybrid neural network structure




Fig. 5: Examples of the in-distribution MNIST Digit dataset.

3.3 Evaluating the Generator

The generator can be evaluated by calculating the Root Mean Squared Error (RMSE) between the original and the generated images. Figure 7 shows examples of an original image, as well as the hybrid and independent autoencoder generated images.

The average RMSE values for each of the networks is shown below in Table 2:




Fig. 6: Examples of the out-of-distribution MNIST Fashion dataset.

Table 1: Hybrid network training weights.

Network	Classifier Weights	Generator Weights
Classifier Biased	1.0	0.0
Generator Biased	0.0	1.0
25% Class Biased	0.25	0.75
50% Class Biased	0.5	0.5
75% Class Biased	0.75	0.25




Fig. 7: From Left to Right: Original MNIST image, classifier biased hybrid generated image, generator biased hybrid generated image, and independent autoencoder generated image of the MNIST Digit 9.

The values above indicate minor variations in the performance of the generative components of the hybrids and the stand-alone autoencoder. These variations are expected, as the training weights of the hybrid networks are adjusted by both the classifier and the generator outputs.




Fig. 8: From Left to Right: Original MNIST fashion image, classifier biased hybrid generated image, generator biased hybrid generated image, and independent autoencoder generated image of a MNIST Fashion Purse.

Table 2: RMSE values of each neural network, by image type

	Independent	Class. Bias	Gen. Bias	25% Class.	50% Class.	75% Class.
MNIST Images	1.047	13.198	1.0396	1.696	1.982	2.358
Fashion Images	6.8824	11.387	6.898	7.372	6.680	8.305

3.4 Evaluating the Classifier

The classifier is measured by the evaluation dataset accuracy, as well as examining the ROC curves. Results for the classification accuracy Evaluation of the networks on the MNIST dataset can be seen in Table 3:

Table 3: MNIST Classifier Accuracy

	Accuracy
CNN	98.81%
Classifier Hybrid	98.83%
Generator Hybrid	11.92%
25% Class Bias	97.88%
50% Class Bias	98.43%
75% Class Bias	98.52%

3.5 Hybrid vs. Independent Networks

Training and Evaluation Execution Times In addition to evaluating the classification performance of both the independent and hybrid networks, a comparison of training and evaluation times was performed. For this evaluation, the following training parameters were used: 60,000 MNIST digit images for training,

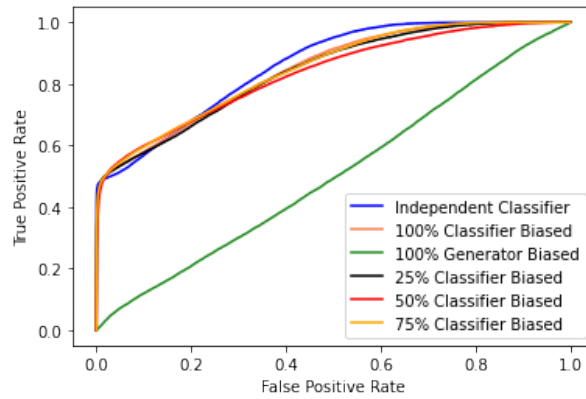


Fig. 9: Normalized ROC Plots for the unguarded performance of all six classification networks.

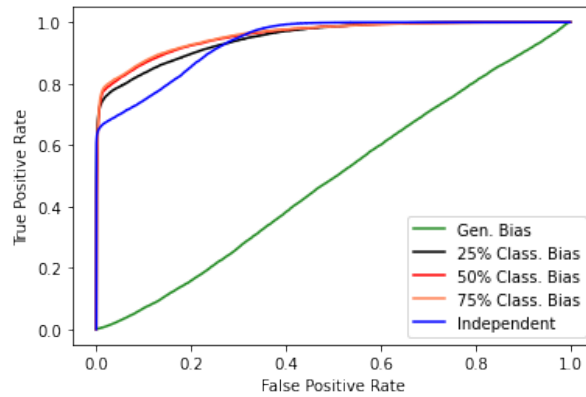


Fig. 10: Normalized ROC curves for the watchdog guarded hybrid and independent classifiers. The RMSE threshold for these curves is set to 6.5.

with 10 training epochs. These measurements were performed on both GPU and CPU runtime environments using Google's Colab notebooks. The table below shows the training time breakdown for the networks:

Similar to the improved performance with regards to training time, the evaluation times for the networks has been measured, and improved performance was found with the hybrid networks. For the evaluation parameters, all six networks were evaluated using the 20,000 digit mixed-distribution dataset.

Table 4: Training times for the networks.

	GPU Runtime	CPU Runtime
Independent Watchdog:	638.3s	2408.5s
Classifier Biased:	553.8s	1692.4s
Generator Biased:	567.5s	1688.9s
25% Classifier Bias:	552.8s	1706.8s
50% Classifier Bias:	564.3s	1727.6s
75% Classifier Bias:	567.3s	1747.0s

Table 5: Evaluation times for the networks.

	GPU Runtime	CPU Runtime
Independent Watchdog:	1.51s	20.89s
Classifier Biased:	0.984s	14.81s
Generator Biased:	0.964s	14.99s
25% Classifier Bias:	0.951s	14.97s
50% Classifier Bias:	0.968s	14.97s
75% Classifier Bias:	0.933s	15.13s

4 Conclusion

A neural network watchdog is developed in conjunction with a hybrid generator/classification neural network. Creating a hybrid classification neural network, as demonstrated here, results in better training and evaluation performance with performance that very closely matches the performance of an independent watchdog. The choice of an RMSE threshold is ultimately determined by the specific application, and can vary based on the tradeoff between detection and false alarms.

References

1. Abedinia, Oveis, Nima Amjady, and Noradin Ghadimi. "Solar energy forecasting based on hybrid neural network and improved metaheuristic algorithm." *Computational Intelligence* 34.1 (2018): 241-260.
2. Amjady, N., and S. A. Banihashemi. "Transient stability prediction of power systems by a new synchronism status index and hybrid classifier." *IET generation, transmission & distribution* 4.4 (2010): 509-518.
3. An, Ning, et al. "Using multi-output feedforward neural network with empirical mode decomposition based signal filtering for electricity demand forecasting." *Energy* 49 (2013): 279-288.
4. Beck, Steven, et al. "A hybrid neural network classifier of short duration acoustic signals." *IJCNN-91-Seattle International Joint Conference on Neural Networks*. Vol. 1. IEEE, 1991.
5. Bui, Justin, and Robert J. Marks II. "Autoencoder Watchdog Outlier Detection for Classifiers." *arXiv preprint arXiv:2010.12754* (2020).

6. Curteanu, Silvia, and Florin Leon. "Hybrid neural network models applied to a free radical polymerization process." *Polymer-Plastics Technology and Engineering* 45.9 (2006): 1013-1023.
7. Dokur, Zümray, and Tamer Ölmez. "ECG beat classification by a novel hybrid neural network." *Computer methods and programs in biomedicine* 66.2-3 (2001): 167-181.
8. Hernández, Gerardo, et al. "Hybrid neural networks for big data classification." *Neurocomputing* 390 (2020): 327-340.
9. Jirapummin, Chaivat, Naruemon Wattanapongsakorn, and Prasert Kanthamanon. "Hybrid neural networks for intrusion detection system." *Proc. of ITC-CSCC*. Vol. 7. 2002.
10. Kim, Myoungsoo, et al. "A hybrid neural network model for power demand forecasting." *Energies* 12.5 (2019): 931.
11. Kobayashi, Takahisa, and Donald L. Simon. "Hybrid neural-network genetic-algorithm technique for aircraft engine performance diagnostics." *Journal of Propulsion and Power* 21.4 (2005): 751-758.
12. Lee, Eric Wai Ming, et al. "A hybrid neural network model for noisy data regression." *IEEE Transactions on Systems, Man, and Cybernetics, Part B (Cybernetics)* 34.2 (2004): 951-960.
13. Lee, Kun Chang, Ingoo Han, and Youngsig Kwon. "Hybrid neural network models for bankruptcy predictions." *Decision Support Systems* 18.1 (1996): 63-72.
14. Lee, Tian-Shyug, et al. "Credit scoring using the hybrid neural discriminant technique." *Expert Systems with applications* 23.3 (2002): 245-254.
15. Lim, Chee-Peng, Jenn-Hwai Leong, and Mei-Ming Kuan. "A hybrid neural network system for pattern classification tasks with missing features." *IEEE transactions on pattern analysis and machine Intelligence* 27.4 (2005): 648-653.
16. McGarry, Kenneth, Stefan Wermter, and John MacIntyre. "Hybrid neural systems: from simple coupling to fully integrated neural networks." *Neural Computing Surveys* 2.1 (1999): 62-93.
17. Pitiot, Alain, et al. "Texture based MRI segmentation with a two-stage hybrid neural classifier." *Proceedings of the 2002 International Joint Conference on Neural Networks. IJCNN'02 (Cat. No. 02CH37290)*. Vol. 3. IEEE, 2002.
18. Sun, Xuli, et al. "Hybrid neural conditional random fields for multi-view sequence labeling." *Knowledge-Based Systems* 189 (2020): 105151.
19. Tsai, Chih-Fong, and Yu-Hsin Lu. "Customer churn prediction by hybrid neural networks." *Expert Systems with Applications* 36.10 (2009): 12547-12553.
20. Yang, Liu, et al. "A hybrid retrieval-generation neural conversation model." *Proceedings of the 28th ACM International Conference on Information and Knowledge Management*. 2019.
21. Yao, Ping. "Hybrid classifier using neighborhood rough set and SVM for credit scoring." *2009 International conference on business intelligence and financial engineering*. IEEE, 2009.
22. Zhang, Kai, et al. "Data augmentation for motor imagery signal classification based on a hybrid neural network." *Sensors* 20.16 (2020): 4485.