

DIRAC SYSTEMS WITH MAGNETIC FIELD AND POSITION-DEPENDENT MASS: DARBOUX TRANSFORMATIONS AND EQUIVALENCE WITH GENERALIZED DIRAC OSCILLATORS

AXEL SCHULZE-HALBERG[†] and PINAKI ROY^{‡,*}

[†] Department of Mathematics and Actuarial Science and Department of Physics, Indiana University Northwest, 3400 Broadway, Gary IN 46408, USA, E-mail: axgeschu@iun.edu

[‡] Atomic Molecular and Optical Physics Research Group, Advanced Institute of Materials Science, Ton Duc Thang University, Ho Chi Minh City, Vietnam

* Faculty of Applied Sciences, Ton Duc Thang University, Ho Chi Minh City, Vietnam, E-mail: pinaki.roy@tdtu.edu.vn

Abstract

We construct a Darboux transformation for a class of two-dimensional Dirac systems at zero energy. Our starting equation features a position-dependent mass, a matrix potential, and an additional degree of freedom that can be interpreted either as a magnetic field perpendicular to the plane or a generalized Dirac oscillator interaction. We obtain a number of Darboux-transformed Dirac equations for which the zero energy solutions are exactly known.

Keywords: Dirac equation, Darboux transformation, position-dependent mass, magnetic field, Dirac material

1 Introduction

Ever since the experimental realization of graphene [18] there has been a rising interest in Dirac materials and their applications. The distinguishing feature of Dirac materials such as graphene is that low-energy charge carriers behave like relativistic massless particles. As such, their dynamics within a monolayer of the material can be described through the two-dimensional, massless Dirac equation. We point out that this is not true anymore if several layers are present, such as in bilayer graphene [26]. There is a vast amount of literature on Dirac materials and their applications, such that we refer the reader to the comprehensive reviews [5] [41] and references therein. One of the standing tasks in the field is the confinement of charge carriers within a Dirac material, where the effect of Klein tunneling [22] has to be overcome. An overview of the problem and resolutions that have been proposed is given in [13] [14]. As pointed out in the latter references, a variety of methods has been explored for confining relativistic particles in Dirac materials, including the introduction of a position-dependent mass, and coupling the system to magnetic fields. Both of these generalizations have been implemented in Dirac systems. For example, Dirac systems with magnetic fields were studied on a hyperbolic graphene surface [12], under the presence of nonuniform fields [15], within the minimal-length context [27], among others. Position-dependent masses were used in determining scattering states [7],

systems with spatially variable Fermi velocity [32] [19] and generalized Dirac oscillators [21]. Such oscillators, initially introduced as systems linear in momentum and coordinate variables [29], are closely related to Dirac models coupled to magnetic fields. Applications include experimental realizations of Dirac oscillators [17], their coupling to electric fields [23], and within a rotating reference frame [39]. Interestingly, it has been shown that in $(2 + 1)$ dimensions the Dirac oscillator is equivalent to a spin $1/2$ particle in a magnetic field [11]. Independent of the particular Dirac system that is studied regarding charge carrier confinement, its exactly-solvable particular cases play an important role. One of the most effective methods for finding and generating such rare cases is the Darboux transformation, also frequently known as supersymmetric quantum mechanics (SUSY) or intertwining technique [8]. While upon introduction it applied to linear, second-order equations only [10] [30] [31], in the meantime the formalism of Darboux transformations has been adapted to a wide variety of systems governed by linear and nonlinear equations, including matrix differential equations like the Dirac equation. Comprehensive reviews of Darboux transformations can be found in [20] and [25]. As far as Dirac systems are concerned, recent applications of the Darboux transformation include the case of magnetic fields, see for example [3] [6] [28]. The purpose of the present work is to generate solvable cases of the two-dimensional Dirac equation with position-dependent mass function m and coupling to a magnetic field and a scalar potential. Effectively, our approach will generate a wide variety of cases, as the system considered here is equivalent to a generalized Dirac oscillator model or to an inhomogeneous magnetic field. From the application point of view, the $m = 0$ scenario may be used to describe motion of electrons in gapless graphene in the presence of electromagnetic fields while $m \neq 0$ scenario may be used for gapped graphene [33] [2]. Let us now briefly discuss the method we will be using for generating solvable cases of the Dirac model. While the standard Darboux transformation has been extensively applied to the Dirac equation [3] [6] [28] [34] [38], in the present work we apply a different Darboux transformation that was introduced in [40] [24] and later reformulated in [36]. This Darboux transformation applies to a specific type of Schrödinger-like equation that can be obtained by suitably decoupling the Dirac equation. After application of the Darboux transformation we match the resulting Schrödinger-type equation to a form that can be put back into Dirac form. The remainder of this work is organized as follows: section 2 presents a brief review of the Darboux transformation for Schrödinger-type equations we will be using here. In section 3 we construct the generalization of the Darboux transformation to our Dirac scenario, while section 4 is devoted to examples. In section 5 we shall consider the same system as in earlier sections except that matrix scalar potentials will be considered. Finally, section 6 is devoted to a conclusion.

2 Preliminaries

Let us first summarize results from [36]. The starting point is the following pair of Schrödinger-type equations

$$\psi_0''(x) - [\epsilon^2 + \epsilon X_0(x) + Y_0(x)] \psi_0(x) = 0 \quad (1)$$

$$\psi_n''(x) - [\epsilon^2 + \epsilon X_n(x) + Y_n(x)] \psi_n(x) = 0, \quad (2)$$

where the prime denotes differentiation, ϵ is a real-valued constant, the functions $X_j, Y_j, j = 0, n$, are sufficiently smooth and independent of ϵ , and ψ_0, ψ_n represent the respective solutions for a natural number n . In resemblance to the conventional Schrödinger equation we will refer to ϵ as energy and to $X_j, Y_j, j = 0, n$, as potential terms. We will now define a Darboux

transformation that interrelates the two equations (1) and (2). To this end, we define functions v_j , $j = 0, \dots, n-1$, through

$$v_j(x) = \exp[(\epsilon - \lambda_j)x] h_j(x), \quad j = 0, \dots, n-1, \quad (3)$$

where h_j , $j = 0, \dots, n-1$, are solutions of the initial equation (1) at energies λ_j , $j = 0, \dots, n-1$, respectively, such that the constants $\lambda_0, \lambda_1, \dots, \lambda_{n-1}$, ϵ are pairwise different. The solutions h_j , $j = 0, \dots, n-1$, are called transformation functions. We are now ready to define our n -th order Darboux transformation. This transformation ψ_n of the solution ψ_0 to (1) is given by

$$\psi_n(x) = \frac{W_{v_{n-1}, \psi_0}(x)}{\sqrt{\hat{W}_{v_{n-1}}(x) W_{v_{n-1}}(x)}}. \quad (4)$$

Here, the quantities $W_{v_{n-1}}$ and W_{n-1, ψ_0} stand for the Wronskians of v_0, \dots, v_{n-1} and of $v_0, \dots, v_{n-1}, \psi_0$, respectively. Furthermore, $\hat{W}_{v_{n-1}}$ is given by

$$\hat{W}_{v_{n-1}}(x) = (-2)^n \frac{1}{G(x)} W_{v_0, \dots, v_{n-1}, F}(x), \quad \text{where } G(x) = \exp\left[\frac{1}{2} \int^x V_0(t) + 2\epsilon dt\right]. \quad (5)$$

The function ψ_n solves our transformed Schrödinger-type equation (2) if the potential terms meet the following constraints

$$X_n(x) = X_0(x) + \frac{d}{dx} \log \left[\frac{\hat{W}_{v_{n-1}}(x)}{W_{v_{n-1}}(x)} \right] \quad (6)$$

$$Y_n(x) = Y_0(x) - \frac{n}{2} X_0'(x) + \frac{X_0(x)}{2} \left\{ \frac{d}{dx} \log \left[\frac{\hat{W}_{v_{n-1}}(x)}{W_{v_{n-1}}(x)} \right] \right\} + \frac{3 [\hat{W}'_{v_{n-1}}(x)]^2}{4 \hat{W}_{v_{n-1}}(x)^2} + \frac{3 [W'_{v_{n-1}}(x)]^2}{4 W_{v_{n-1}}(x)^2} - \frac{\hat{W}'_{v_{n-1}}(x) W'_{v_{n-1}}(x)}{2 \hat{W}_{v_{n-1}}(x) W_{v_{n-1}}(x)} - \frac{\hat{W}''_{v_{n-1}}(x)}{2 \hat{W}_{v_{n-1}}(x)} - \frac{W''_{v_{n-1}}(x)}{2 W_{v_{n-1}}(x)}. \quad (7)$$

In summary, the quantities (4), (6), and (7) determine the interrelations between the initial (1) and the transformed Schrödinger-type equation (2) and their corresponding solutions.

3 Darboux transformations for the Dirac equation

The purpose of this section is to construct a Darboux transformation for the two-dimensional Dirac equation at zero energy. The principal idea used for our construction is to connect an initial and transformed Dirac equation with Schrödinger-type counterparts of the form (1) and (2), respectively.

Decoupling the initial Dirac equation. We start out from the initial Dirac equation in the form

$$\{\sigma_x [p_x - i \sigma_z f(x)] + \sigma_y p_y + \sigma_z m(x) + V(x) I_2\} \Psi(x, y) = 0, \quad (8)$$

where σ_x , σ_y , σ_z are the usual Pauli matrices, p_x , p_y denotes the momentum operators, and Ψ is the two-component solution. Furthermore, f can be interpreted as a generalized oscillator

term, m denotes the position-dependent mass, and $V I_2$ represents a scalar potential function V multiplied by the 2×2 identity matrix. It is interesting to note that equation (8) may also be written as

$$\{\sigma_x p_x + \sigma_y [p_y - f(x)] + \sigma_z m(x) + V(x) I_2\} \Psi(x, y) = 0. \quad (9)$$

In this form, our Dirac equation describes a particle that is subjected to a magnetic field [11]: our function f can be interpreted as a component of the vector potential A , given by

$$A(x) = (0, -f(x), 0)^T.$$

Consequently, the associated magnetic field B is obtained by applying the curl. This yields

$$B(x) = (0, 0, -f'(x))^T. \quad (10)$$

For the following it does not make any difference if we consider our Dirac equation in the form (8) or (9), as the only difference between the two forms is the interpretation of the function f . As an example let us mention that the massless case $m = 0$ of our second form (9) describes a quasiparticle in graphene subjected to an inhomogeneous magnetic field perpendicular to the graphene sheet. Next, upon inserting the momentum operators and collecting terms, our equation (8) can be written as follows

$$-i \frac{\partial \Psi(x, y)}{\partial x} - i \frac{\partial \Psi(x, y)}{\partial y} + \begin{pmatrix} m(x) + V(x) & i f(x) \\ -i f(x) & -m(x) + V(x) \end{pmatrix} \Psi(x, y) = 0. \quad (11)$$

Next, noting that the motion in y -direction is free, we introduce the solution components by setting

$$\Psi(x, y) = \exp(i k_y y) \begin{pmatrix} \Psi_1(x) \\ \Psi_2(x) \end{pmatrix}, \quad (12)$$

where the real-valued constant k_y denotes the momentum in the y -direction. Upon implementing (12) in our Dirac equation (11), the spinor components can be shown to follow the following pair of coupled equations

$$-i \Psi_2'(x) + [-i k_y + i f(x)] \Psi_2(x) + [m(x) + V(x)] \Psi_1(x) = 0, \quad (13)$$

$$-i \Psi_1'(x) + [i k_y - i f(x)] \Psi_1(x) + [-m(x) + V(x)] \Psi_2(x) = 0. \quad (14)$$

In order to decouple this system, we solve the second equation with respect to Ψ_2 . This gives

$$\Psi_2(x) = \frac{[i f(x) - i k_y] \Psi_1(x) + i \Psi_1'(x)}{V(x) - m(x)}. \quad (15)$$

We substitute this setting into the first equation (13), along with the definition

$$\Psi_1(x) = \sqrt{m(x) - V(x)} \psi_0(x), \quad (16)$$

introducing a function ψ_0 . This renders our equation (13) in the following form

$$\psi_0''(x) - [k_y^2 + k_y X_0(x) + Y_0(x)] \psi_0(x) = 0, \quad (17)$$

where the functions X_0 and Y_0 are given by

$$X_0(x) = -2 f(x) - \frac{m'(x) - V'(x)}{m(x) - V(x)} \quad (18)$$

$$Y_0(x) = \frac{1}{4 [m(x) - V(x)]^2} \left\{ 4 f(x)^2 [m(x) - V(x)]^2 + 4 f(x) [m(x) - V(x)] \times \right. \\ \times [m'(x) - V'(x)] + 3 [m'(x) - V'(x)]^2 + 2 [m(x) - V(x)] \{ 2 [m(x) - V(x)] \times \\ \left. \times [m(x)^2 - V(x)^2 - f'(x)] - m''(x) + V''(x) \} \right\}. \quad (19)$$

We observe that the form of our equation (17) matches its general counterpart (1) if we identify the parameters ϵ and k_y .

The transformed Dirac system. As a consequence of the matching we just completed, our Darboux transformation becomes applicable to (17). While the transformed solution (4) and its associated potential terms (6), (7) can be calculated in a straightforward manner, the remaining task is to use the latter results in order to set up a transformed Dirac equation of the type (8). More precisely, this transformed Dirac equation reads

$$\left\{ \sigma_x [p_x - i \sigma_z \hat{f}(x)] + \sigma_y p_y + \sigma_z \hat{m}(x) + \hat{V}(x) I_2 \right\} \hat{\Psi}(x, y) = 0, \quad (20)$$

where we must determine its transformed solution $\hat{\Psi}$, the term \hat{f} , the position-dependent mass \hat{m} , and the scalar potential function \hat{V} , multiplied by the 2×2 identity matrix. As in the case of our initial Dirac equation, we can rewrite its transformed counterpart (20) in the form

$$\left\{ \sigma_x p_x + \sigma_y [p_y - \hat{f}(x)] + \sigma_z \hat{m}(x) + \hat{V}(x) I_2 \right\} \hat{\Psi}(x, y) = 0, \quad (21)$$

which we understand to describe a system coupled to a magnetic field that is given by

$$\hat{B}(x) = \left(0, 0, -\hat{f}'(x) \right)^T. \quad (22)$$

Next, we will first find the latter three quantities, and afterwards construct the associated transformed Dirac solution. After applying the Darboux transformation (4) to equation (17), we obtain a transformed equation of the form (2), that is

$$\psi_n''(x) - [k_y^2 + k_y X_n(x) + Y_n(x)] \psi_n(x) = 0, \quad (23)$$

recall that k_y replaces the parameter ϵ in (2). The potential terms X_n and Y_n are given by (6) and (7), respectively, where X_0, Y_0 can be found in (18), (19). Hence, in the case of X_n we have the following explicit form

$$X_n(x) = -2 f(x) - \frac{m'(x) - V'(x)}{m(x) - V(x)} + \frac{d}{dx} \log \left[\frac{\hat{W}_{v_{n-1}}(x)}{W_{v_{n-1}}(x)} \right]. \quad (24)$$

It is now important to understand that this expression must be cast in a shape resembling (18), such that it can be linked to our transformed Dirac scenario. This yields the condition

$$-2 f(x) - \frac{m'(x) - V'(x)}{m(x) - V(x)} + \frac{d}{dx} \log \left[\frac{\hat{W}_{v_{n-1}}(x)}{W_{v_{n-1}}(x)} \right] = -2 \hat{f}(x) - \frac{\hat{m}'(x) - \hat{V}'(x)}{\hat{m}(x) - \hat{V}(x)}. \quad (25)$$

The same type of condition must hold for the second potential term Y_n . However, since the explicit form of this condition is very long, as it involves (7) and (19), we omit to state it here. Instead, we give it in abbreviated form as

$$Y_n(x) = Y_0(x)|_{f \rightarrow \hat{f}, m \rightarrow \hat{m}, V \rightarrow \hat{V}}, \quad (26)$$

The system of equations (25), (26) determines the above mentioned quantities that make up the transformed Dirac equation (20): the term \hat{f} , position-dependent mass \hat{m} , and scalar potential \hat{V} . We proceed by solving (25) with respect to the transformed term \hat{f} . We obtain

$$\begin{aligned} \hat{f}(x) &= 2 f(x) + \frac{m'(x) - V'(x)}{m(x) - V(x)} - \frac{\hat{m}'(x) - \hat{V}'(x)}{\hat{m}(x) - \hat{V}(x)} - \frac{d}{dx} \log \left[\frac{\hat{W}_{v_{n-1}}(x)}{W_{v_{n-1}}(x)} \right] \\ &= 2 f(x) + \frac{d}{dx} \log \left\{ \frac{[m(x) - V(x)] W_{v_{n-1}}(x)}{[\hat{m}(x) - \hat{V}(x)] \hat{W}_{v_{n-1}}(x)} \right\}. \end{aligned} \quad (27)$$

Note that we could have also solved (25) with respect to the mass or the potential, but this would have lead to an unsolvable second condition. For this reason, we go with our function (27). Substitution into the second condition (26) and solving for the transformed scalar potential gives

$$\begin{aligned} \hat{V}(x) &= \delta \left\{ \frac{1}{4 [m(x) - V(x)]} \left[\hat{m}(x)^2 + \frac{\Delta X'_n(x)}{2} + \frac{\Delta X_n(x) V'(x)}{2 [m(x) - V(x)]} - m(x)^2 + V(x)^2 - \right. \right. \\ &\quad \left. \left. - f(x) \Delta X_n(x) + \frac{\Delta X_n(x)^2}{4} - \Delta Y_n(x) - \frac{\Delta X_n(x) m'(x)}{2 [m(x) - V(x)]} \right] \right\}^{\frac{1}{2}}, \end{aligned} \quad (28)$$

where $\delta = \pm 1$. For the sake of brevity we used the abbreviations

$$\Delta X_n(x) = X_n(x) - X_0(x) \quad \Delta Y_n(x) = Y_n(x) - Y_0(x), \quad (29)$$

recall that the quantities involved here are defined in (6) and (7), respectively. Thus, we have now solved our system (25), (26) by determining the transformed function (27) and the transformed scalar potential (28). Note that the transformed position-dependent mass remains undetermined and can be set arbitrarily. It is important to point out that the transformed mass can always be chosen as zero, such that our transformed Dirac equation becomes massless. As mentioned above, this scenario particularly applies to charge carrier transport in Dirac materials like graphene.

The transformed Dirac solutions. It now remains to construct the solution of our transformed Dirac equation (20), which we will do in a way similar to its initial counterpart (12). We define the transformed solution in two-component form as

$$\hat{\Psi}(x, y) = \exp(i k_y y) \begin{pmatrix} \hat{\Psi}_1(x) \\ \hat{\Psi}_2(x) \end{pmatrix}. \quad (30)$$

The component functions of this solution are interrelated by

$$\hat{\Psi}_2(x) = \frac{[i \hat{f}(x) - i k_y] \hat{\Psi}_1(x) + i \hat{\Psi}'_1(x)}{\hat{V}(x) - \hat{m}(x)}, \quad (31)$$

note that this relation is in agreement with (15). It remains to determine the first component in (30). To this end, let us compare the present case with the initial scenario, where the first component Ψ_1 of the Dirac solution (12) is linked to a solution ψ_0 of the Schrödinger equation (17) by means of (16). This means that in the transformed scenario, the first solution component $\hat{\Psi}_1$ is related to the transformed Schrödinger solution ψ_n as

$$\hat{\Psi}_1(x) = \sqrt{\hat{m}(x) - \hat{V}(x)} \psi_n(x), \quad (32)$$

recall that \hat{V} is given in (28) and \hat{m} is arbitrary. Next, we observe that the function ψ_n entering in (32) is a solution of the transformed Schrödinger equation (2). As such, it can be written using the Darboux transformation (4). This renders (32) in the form

$$\hat{\Psi}_1(x) = \sqrt{\hat{m}(x) - \hat{V}(x)} \frac{W_{v_{n-1}, \psi_0}(x)}{\sqrt{\hat{W}_{v_{n-1}}(x) W_{v_{n-1}}(x)}}. \quad (33)$$

Let us now establish the connection between the functions v_j , $j = 0, \dots, n-1$ and our transformed Dirac equation (20). To this end, we take into account the definition (3) that introduces solutions h_j , $j = 0, \dots, n-1$, of our initial Schrödinger equation (17). Upon using the same relation as in (16), we find

$$v_j(x) = \exp[(k_y - \lambda_j)x] \sqrt{\frac{1}{m(x) - V(x)}} \chi_j(x), \quad j = 0, \dots, n-1, \quad (34)$$

where χ_j is the first component of a solution to our transformed Dirac equation (20) for $k_y = \lambda_j$, $j = 0, \dots, n-1$. The associated second component can be found through the same transformation as used in (15).

4 Applications

We will now present several applications for the Darboux transformation that was constructed in the previous section. While our construction's starting point is the initial Dirac equation (8), from a practical point of view it is typically more efficient to use our Schrödinger-type equation (17) instead. The reason is that solutions of the latter equation can be found much more easily than of its Dirac counterpart. Once a solution to (17) is known, solutions, potentials, and terms for both our initial and transformed Dirac equation can be generated. We will follow this procedure in our subsequent examples. Due to the importance of the initial Schrödinger-type equation (17) for the Darboux transformation we will now mention a particular simplification that arises when parameters are chosen suitably. The principal idea of this parameter choice is to remove the term proportional to k_y , that is, we impose the condition $X_0 = 0$ in (18). This condition can be fulfilled by choosing the term as

$$f(x) = \frac{V'(x) - m'(x)}{2 [m(x) - V(x)]}. \quad (35)$$

Upon substituting this into our equation (17), the remaining potential term (19) simplifies. We obtain

$$\psi_0''(x) + [-k_y^2 + V(x)^2 - m(x)^2] \psi_0(x) = 0. \quad (36)$$

This equation can be interpreted as a conventional Schrödinger equation with energy $-k_y^2$ and potential $m^2 - V^2$. Hence, we can choose the initial mass m and potential V in order to obtain a solvable Schrödinger equation (36). The only parameter restriction is that the energy must be negative. This is so because the parameter k_y must be real-valued due to our definition (12) of the Dirac solution. Let us also point out that the term (35) is determined once the mass m and the potential V have been chosen.

4.1 First application

Let us consider our initial Dirac equation (8) or, equivalently, the form (9) for the following parameter settings

$$f(x) = \frac{1}{2} \tanh(x) \quad V(x) = \sqrt{30} \operatorname{sech}(x) \quad m(x) = 0. \quad (37)$$

Note that the factor $\sqrt{30}$ in the potential was chosen in order to obtain a certain amount of bound-state solutions to our Dirac equation, as will be demonstrated below. Observe further that the settings (37) render (8) in massless form, such that it applies to Dirac materials like graphene. The functions from (37) are shown in the right part of figure 1. While V stands for the scalar potential, the function f can either denote a generalized oscillator term according to (8) or it can represent a magnetic field within (9) that is found by means of (10) as

$$B(x) = \left(0, 0, -\frac{1}{2} \operatorname{sech}(x)^2 \right)^T. \quad (38)$$

Hence, the last component of the magnetic field has the shape of a pulse. We substitute our settings into the Schrödinger equation (17) that after simplification takes the form

$$\psi_0''(x) - [k_y^2 - 30 \operatorname{sech}(x)^2] \psi_0(x) = 0. \quad (39)$$

We observe here that the term proportional to k_y has vanished. This is so because our choice of parameters in (37) satisfies (35). The general solution of equation (39) can be written as

$$\psi_{\text{gen}}(x) = c_1 P_5^{k_y} [\tanh(x)] + c_2 Q_5^{k_y} [\tanh(x)], \quad (40)$$

where P and Q stand for the associated Legendre function of the first and second kind, respectively [1]. In order to simplify calculations and to extract bound-state solutions, we will consider the following particular solution of equation (39), obtained from the general case (40) by setting $c_1 = 1$ and $c_2 = 0$

$$\psi_0(x) = P_5^{k_y} [\tanh(x)], \quad (41)$$

The function (41) enables us to find a solution to our initial Dirac equation (8) with the settings (37). Upon substitution of (41) into (16) and (15), we obtain the component functions of the solution (12) as follows

$$\begin{aligned} \Psi_1(x) &= \sqrt{\operatorname{sech}(x)} P_5^{k_y} [\tanh(x)] \\ \Psi_2(x) &= i \sqrt{30} \sqrt{\operatorname{sech}(x)} \times \\ &\times \left\{ (k_y - 6) \cosh(x) P_6^{k_y} [\tanh(x)] + [6 \sinh(x) - k_y \cosh(x)] P_5^{k_y} [\tanh(x)] \right\}. \end{aligned} \quad (42)$$

The corresponding solution (12) of our initial Dirac equation (8) represents bound states if the parameter k_y attains integer values in the interval $[1, 5]$. The left part of figure 1 shows associated normalized probability densities. We are now ready to apply our Darboux transformation.

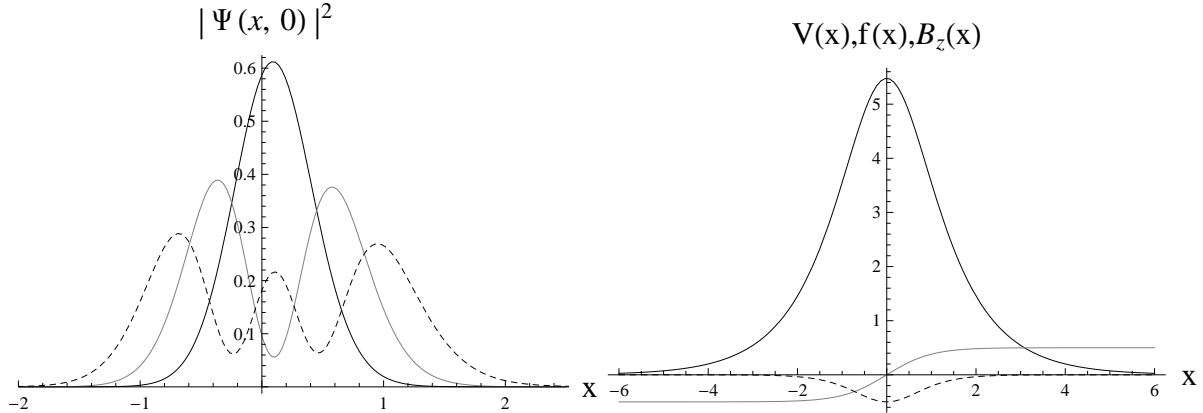


Figure 1: Left plot: graphs of the normalized probability densities $|\Psi(x, 0)|^2$ associated with the solution (12) for components (42) and (43). Parameter settings are $k_y = 5$ (black solid curve), $k_y = 4$ (gray curve), and $k_y = 3$ (dashed curve). Right plot: the initial functions V (black solid curve), f (gray curve) from (37), and the z -component of the magnetic field (38) for the mass $m = 0$.

First-order Darboux transformation. Let us first perform a transformation of order one by setting $n = 1$ throughout (4), (6), and (7). We choose the transformation function h_0 from (41) for the transformation parameter $\lambda_0 = 5$, that is, we set

$$h_0(x) = \psi_0(x)|_{k_y=5} = P_5^5 [\tanh(x)] = -945 [1 - \tanh(x)^2]^{\frac{5}{2}}. \quad (44)$$

We substitute this function into (3) and the Darboux transformation (4), (6), (7), and we afterwards plug the results along with our settings (37) into the transformed scalar potential (28) and the term (27). This gives for the choice $\delta = -1$

$$\begin{aligned} \hat{V}(x) &= -\sqrt{\hat{m}(x)^2 + 24 \operatorname{sech}(x)^2} \\ \hat{f}(x) &= -\frac{1}{2} + \frac{1}{2} \tanh(x) - \frac{\hat{m}'(x) - \hat{V}'(x)}{2 \hat{m}(x) - 2 \hat{V}(x)}, \end{aligned} \quad (45)$$

We observe that these functions are defined on the whole real line, provided the mass function \hat{m} is real-valued and nonnegative. The associated solution of our transformed Dirac equation (20) is obtained through the formulas (31) and (33). We do not state the corresponding general expressions in explicit form due to their length. Instead, we give examples for specific mass functions. In our first example we consider the massless scenario, that is, we set

$$\hat{m}(x) = 0. \quad (46)$$

This choice renders our scalar potential (28) and the function (27) in the form

$$\hat{V}(x) = -2\sqrt{6} \operatorname{sech}(x) \quad \hat{f}(x) = \tanh(x) - \frac{1}{2}, \quad (47)$$

where we set $\delta = -1$. Graphs of these functions are shown in the right part of figure 2. In the form (20) of our Dirac equation, our function \hat{f} stands for a generalized oscillator term, while in the equivalent form (21) we use (22) to determine the magnetic field that is represented by \hat{f} . We obtain

$$\hat{B}(x) = (0, 0, -\text{sech}(x)^2)^T.$$

It remains to construct a solution of our transformed Dirac equation. To this end, we will now use (47) to evaluate the components (31) and (33) of our transformed Dirac solution (30). This gives us

$$\begin{aligned} \hat{\Psi}_1(x) &= \frac{1}{\sqrt{10} \cosh(x)^{\frac{3}{2}} \sqrt{[-1 - \tanh(x)]}} \times \\ &\times \left\{ (k_y - 6) \cosh(x) P_6^{k_y} [\tanh(x)] + [5 - k_y + 11 \cosh(x) + 11 \sinh(x)] P_5^{k_y} [\tanh(x)] \right\} \quad (48) \\ \hat{\Psi}_2(x) &= -i \frac{1}{8 \sqrt{15} \cosh(x)^{\frac{3}{2}} \sqrt{-1 - \tanh(x)}} \times \\ &\times \left\{ -2 (k_y - 6) \cosh(x) [(7 - k_y) \cosh(x) P_7^{k_y} [\tanh(x)] + [2 (k_y - 2) \cosh(x) - \right. \\ &- 19 \sinh(x)] P_6^{k_y} [\tanh(x)] + \{-60 - 4 k_y + k_y^2 + (72 - 4 k_y + k_y^2) \cosh(2x) - \\ &\left. - 6 (3 k_y - 4) \sinh(2x)\}] P_5^{k_y} [\tanh(x)] \right\}. \quad (49) \end{aligned}$$

Normalized probability densities associated with these solutions are shown in the left part of figure 2. We observe that the solutions are of bound-state type if $k_y = 1, 2, 3, 4$. In other words, the momentum k_y can not take arbitrary values and must necessarily be quantized in order for bound states to exist. Let us now switch to a massive case of our Dirac equation (8) by choosing

$$\hat{m}(x) = \text{sech}(x). \quad (50)$$

Upon plugging this mass into the transformed scalar potential (28) and our function (27), the latter quantities are rendered in the form

$$\hat{V}(x) = -5 \text{sech}(x) \quad \hat{f}(x) = \tanh(x) - \frac{1}{2}, \quad (51)$$

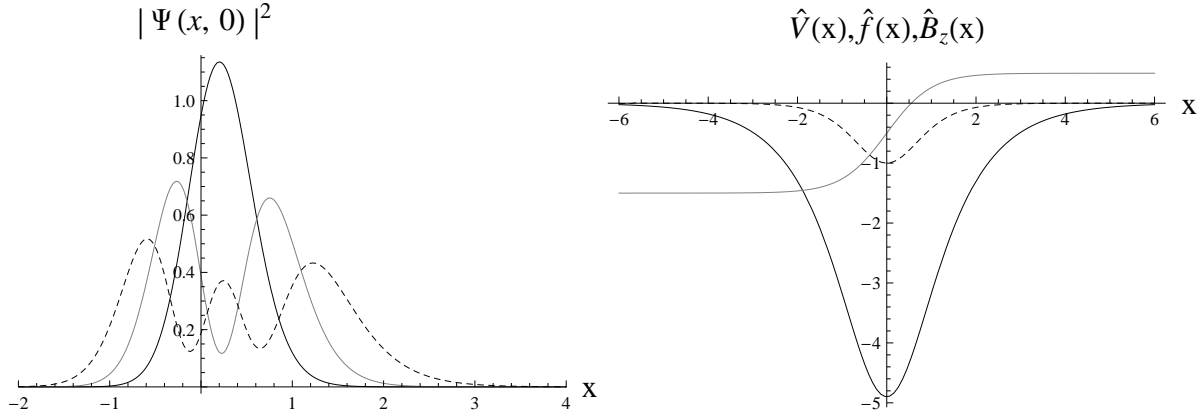


Figure 2: Left plot: graphs of the normalized probability densities $|\hat{\Psi}(x, 0)|^2$ associated with the solution (30) for components (48) and (49). Parameter settings are $\delta = -1$, $k_y = 4$ (black solid curve), $k_y = 3$ (gray curve), and $k_y = 2$ (dashed curve). Right plot: the transformed functions \hat{V} (black solid curve), \hat{f} (gray curve) from (47), and the z -component of the associated magnetic field (22) (dashed curve) for $\delta = -1$ and the mass function (46).

where we set $\delta = -1$. The solution components (31) and (33) evaluate as follows

$$\hat{\Psi}_1(x) = \sqrt{\frac{1}{10 \cosh(x) [-1 - \tanh(x)]}} \times \left\{ (k_y - 6) P_6^{k_y} [\tanh(x)] + [5 - k_y + 11 \tanh(x)] P_5^{k_y} [\tanh(x)] \right\} \quad (52)$$

$$\hat{\Psi}_2(x) = i \frac{1}{-12 \sqrt{10} \cosh(x)^{\frac{3}{2}} \sqrt{-1 - \tanh(x)}} \times \left\{ 2 (k_y - 6) \cosh(x) [(k_y - 7) \cosh(x) P_7^{k_y} [\tanh(x)] + [-2 (k_y - 2) \cosh(x) + 19 \sinh(x)] P_6^{k_y} [\tanh(x)] + \{(k_y - 10)(k_y + 6) + [72 + (k_y - 4) k_y] \cosh(2x) + 6 (-3 k_y + 4) \sinh(2x)\}] P_5^{k_y} [\tanh(x)] \right\}. \quad (53)$$

The associated solution (30) represents bound states if k_y takes integer values in the interval $[1, 4]$, as we can observe in the left part of figure 3. Next, we repeat the application of our first-order Darboux transformation, where we switch out our transformation function (44) as follows

$$h_0(x) = Q_5^{5,51} [\tanh(x)]. \quad (54)$$

Note that we obtained this transformation function from the general solution (40) by setting $c_1 = 0$ and $c_2 = 1$. Upon performing the Darboux transformation (4), (6), (7) for the settings

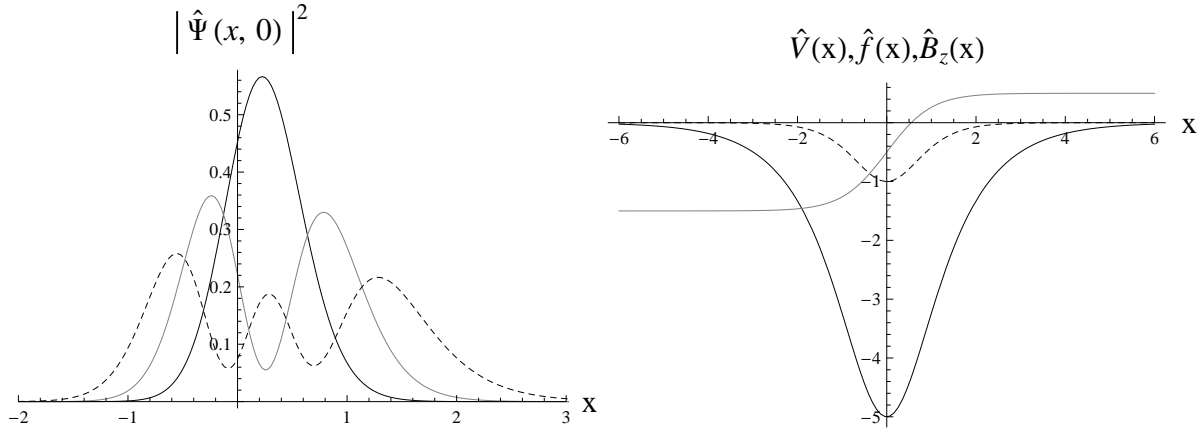


Figure 3: Left plot: graphs of the normalized probability densities $|\hat{\Psi}(x, 0)|^2$ associated with the solution (30) for components (52) and (53). Parameter settings are $\delta = -1$, $k_y = 4$ (black solid curve), $k_y = 3$ (gray curve), and $k_y = 2$ (dashed curve). Right plot: the transformed functions \hat{V} (black solid curve), \hat{f} (gray curve) from (51), and the z -component of the associated magnetic field (22) (dashed curve) for $\delta = -1$ and the mass function (50).

(37), the transformation function (54), and the two masses $\hat{m}(x) = 0$ and $\hat{m}(x) = 1 + \tanh(x)$, we obtain the results shown in figure 4. For the sake of brevity we do not include the explicit expressions for the quantities shown in figure 4, as they can be obtained in a straightforward manner by plugging the chosen mass function into (27) and (28).

Generalization and bound states. We will now generalize the previous example by introducing a nonzero initial position-dependent mass function. Our new settings that replace (37) are given by

$$f(x) = \frac{1}{2} \tanh(x) \quad V(x) = \sqrt{30} \operatorname{sech}(x) \quad m(x) = \alpha \sqrt{30} \operatorname{sech}(x). \quad (55)$$

Here, α is a real-valued parameter that controls the strength of the mass function. We observe that the latter function is proportional to the scalar potential. We will comment on this property below in a more general context. The purpose of the present example is to study the effect of α on the transformed system, in particular on the discrete spectrum. To this end, let us substitute the settings (55) into the Schrödinger equation (17). We obtain

$$\psi_0''(x) - [k_y^2 - 30 \operatorname{sech}(x)^2 (1 - \alpha^2)] \psi_0(x) = 0. \quad (56)$$

From the Schrödinger perspective, the potential associated with this equation has the form of a single-well, the depth of which is determined by α . If α vanishes, the well has maximum depth, such that the system supports five bound states [8]. As the value of α increases, the potential well's depth decreases, as well as the number of supported bound states. When $\alpha = 1$, the potential vanishes and no bound states are supported by the system. This can be verified by looking at the actual bound-state solutions of (56). Their general form reads

$$\psi_0(x) = P_{-\frac{1}{2} + \frac{1}{2}\sqrt{121 - 120\alpha^2}}^{k_y} [\tanh(x)], \quad (57)$$

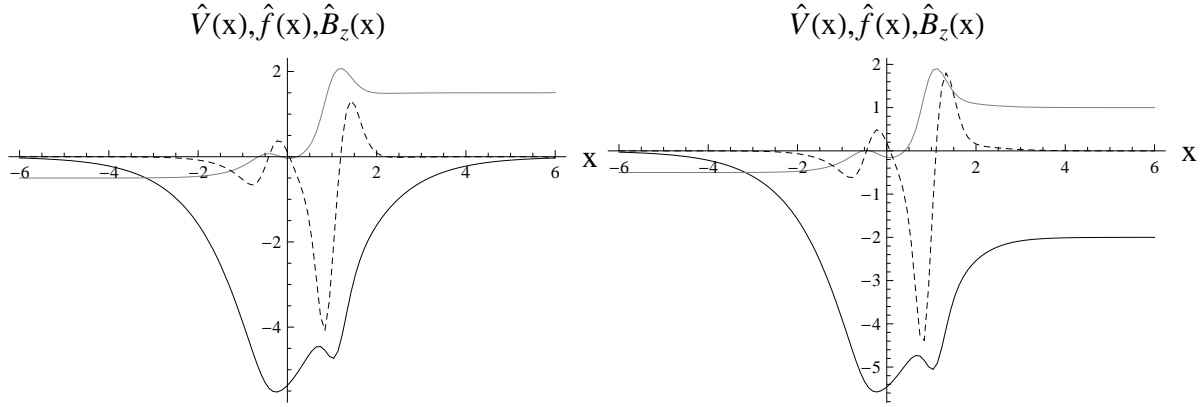


Figure 4: Graphs of the transformed scalar potential (28) (black solid curves), the term (27) (gray curves), and the z -component of the associated magnetic field (22) (dashed curves) for the mass functions $\hat{m}(x) = 0$ (left plot) and $\hat{m}(x) = 1 + \tanh(x)$ (right plot) and the settings (37), (54).

where the lower index of the Legendre function must be a positive integer, and the upper index must be an integer. In addition, (57) must satisfy the condition

$$-\frac{1}{2} + \frac{1}{2} \sqrt{121 - 120 \alpha^2 - |k_y|} = N, \quad N = 0, 1, 2, \dots, \quad (58)$$

where $|k_y|$ can take integer values in the interval $[1, 5]$. For any given value of k_y , the number of solutions to equation (58) decreases as α raises. The values of α that generate a specific number of supported bound states is shown in table 1. It is straightforward to verify that

Number of bound states	α
5	0
4	$\sqrt{\frac{1}{3}}$
3	$\sqrt{\frac{3}{5}}$
2	$\sqrt{\frac{2}{5}}$
1	$\sqrt{\frac{14}{15}}$

Table 1: Number of bound states and associated parameter value α .

the behavior of the bound-state solutions to (56) is the same for our initial Dirac equation. In particular, the values of α given in table 1 remain valid for the initial Dirac case (8). For the sake of brevity we omit to show the actual solution. As far as the transformed Dirac equation is concerned, the numbers from table 1 are not valid anymore because the number of supported bound states depends not only on α , but also on the transformation function used in the Darboux transformation, and on the transformed position-dependent mass function. The

only general statement that can be made is that the number of supported bound states decreases if α increases.

Second-order Darboux transformations. Let us return to our Dirac equation (8) with the settings (37), and perform a Darboux transformation of second order. This requires two transformation function h_0 and h_1 that we define as

$$\begin{aligned} h_0(x) &= \psi_0(x)|_{k_y=5} = P_5^5 [\tanh(x)] = -945 [1 - \tanh(x)^2]^{\frac{5}{2}} \\ h_1(x) &= \psi_0(x)|_{k_y=4} = P_5^4 [\tanh(x)] = 945 \tanh(x) [1 - \tanh(x)^2]^2. \end{aligned} \quad (59)$$

Note that h_0 is the same as its counterpart in (44). We now apply our Darboux transformation by substituting (44), (59) into (3) and (4), (6), (7) for $n = 2$. The results in combination with our settings (37) determine the transformed scalar potential (28) and the function (27). We find

$$\hat{V}(x) = -\sqrt{\hat{m}(x) + 18 \operatorname{sech}(x)^2} \quad (60)$$

$$\hat{f}(x) = -1 + \tanh(x) - \frac{\hat{m}'(x) - \hat{V}'(x)}{2 \hat{m}(x) - 2 \hat{V}(x)}, \quad (61)$$

recall that we set $\delta = -1$. Graphs of these two functions are shown in 5 for specific masses. While the left part of the latter figure displays the massless scenario, in the right part we create a deformation of the graphs around the point $x = -5$ by introducing a mass that has the shape of a pulse around that point. Within the interpretation of our Dirac equation in the form (21),

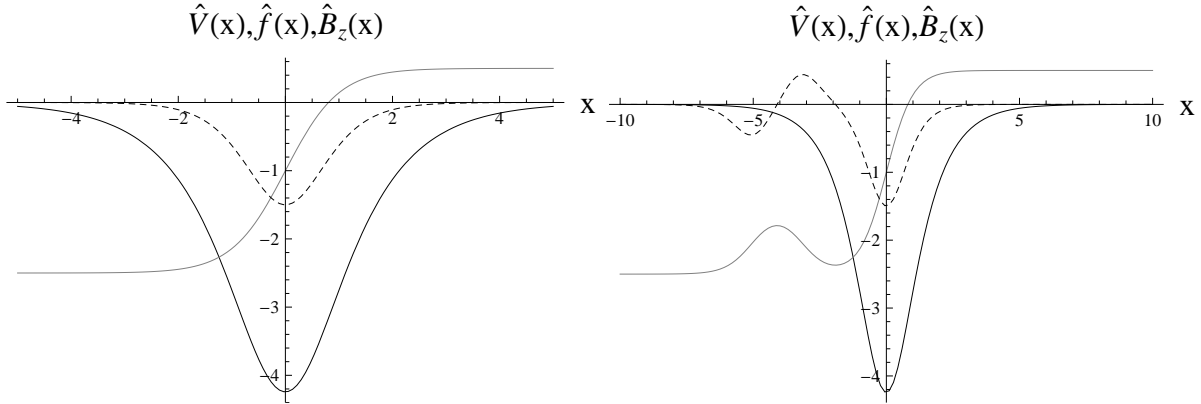


Figure 5: Graphs of the transformed functions (60) (black solid curve), (61) (gray curve), and the z -component of the associated magnetic field (22) (dashed curve) for the mass functions $\hat{m}(x) = 0$ (left plot) and $\hat{m}(x) = \operatorname{sech}(x + 5)$ (right plot).

the function (61) generates a magnetic field that is found by means of (22). For the case of vanishing mass $\hat{m} = 0$, the latter magnetic field reads

$$\hat{B}(x) = \left(0, 0, -3 \sqrt{2} \operatorname{sech}(x)^2\right)^T.$$

The solutions of our transformed Dirac equation (20) associated with the quantities (60), (61) are shown in figure 6 as normalized probability densities.

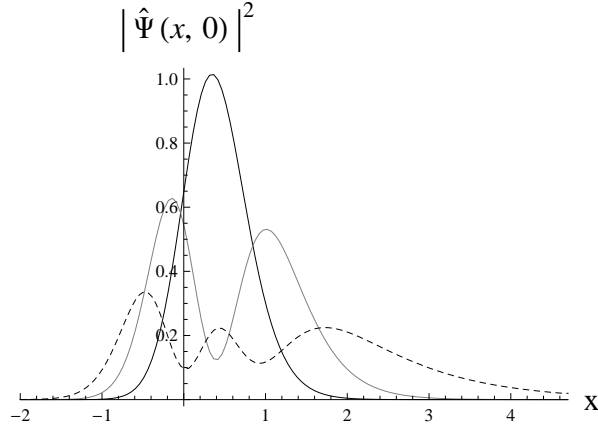


Figure 6: Graphs of the normalized probability densities $|\hat{\Psi}(x, 0)|^2$ associated with the solution (30) of our transformed Dirac equation (20) for $\hat{m} = 0$ and the settings (60), (61). Parameter values are $\delta = -1$, $k_y = 3$ (black solid curve), $k_y = 2$ (gray curve), and $k_y = 1$ (dashed curve).

4.2 Second application

In this section we will present another example of applying our Darboux transformation to the initial Dirac equation in any of the equivalent forms (8) or (9). We will choose the following parameter setting for the initial scenario

$$f(x) = 0 \quad V(x) = \alpha \operatorname{sech}(x) \quad m(x) = 0, \quad (62)$$

where α is a negative real number. Upon implementation of these settings, our initial Dirac equation renders in massless form with the scalar potential V , special cases of which are shown in the right part of figure 4. Now, insertion of the settings (62) into our Schrödinger equation (17) renders the latter in the form

$$\psi_0''(x) - \left[k_y^2 + k_y \tanh(x) + \left(\frac{1}{4} - \alpha^2 \right) \operatorname{sech}(x)^2 + \frac{1}{4} \right] \psi_0(x) = 0. \quad (63)$$

We observe that in comparison to its counterpart (39), this equation contains a term proportional to k_y because the settings (62) do not comply with the condition (35). Equation (63) is exactly-solvable with particular solution

$$\begin{aligned} \psi_0(x) &= \cosh(x) [1 - \tanh(x)]^{\frac{1}{2} + k_y} [-1 + \tanh(x)]^{\frac{1}{4} - \frac{k_y}{2}} [1 + \tanh(x)]^{\frac{1}{4} + \frac{k_y}{2}} \times \\ &\times {}_2F_1 \left[\frac{1}{2} + k_y - q, \frac{1}{2} + k_y + q, \frac{3}{2} + k_y, \frac{1}{1 + \exp(2x)} \right], \end{aligned} \quad (64)$$

where ${}_2F_1$ stands for the hypergeometric function [1]. Before we focus on our Darboux transformation, let us construct a solution of our initial Dirac equation (8). To this end, we substitute (64) into the components (16) and (15) of (12). We obtain the result

$$\Psi_1(x) = \sqrt{\operatorname{sech}(x)} \psi_0(x) \quad (65)$$

$$\Psi_2(x) = -\frac{i}{2\alpha} \sqrt{\operatorname{sech}(x)} \left\{ \left[2 k_y \cosh(x) + \sinh(x) \right] \psi_0(x) - 2 \cosh(x) \psi_0'(x) \right\}, \quad (66)$$

where the function ψ_0 is defined in (64). The components (65), (66) represent bound states if α and k_y are interrelated as

$$\frac{1}{2} + k_y + \alpha = -N, \quad N = 0, 1, 2, 3, \dots$$

We observe that this is precisely the condition under which the first argument of the hypergeometric function in (64) turns into a nonpositive integer. As a result, the latter function degenerates to a polynomial. The left part of figure 4 visualizes an example for a specific parameter setting.

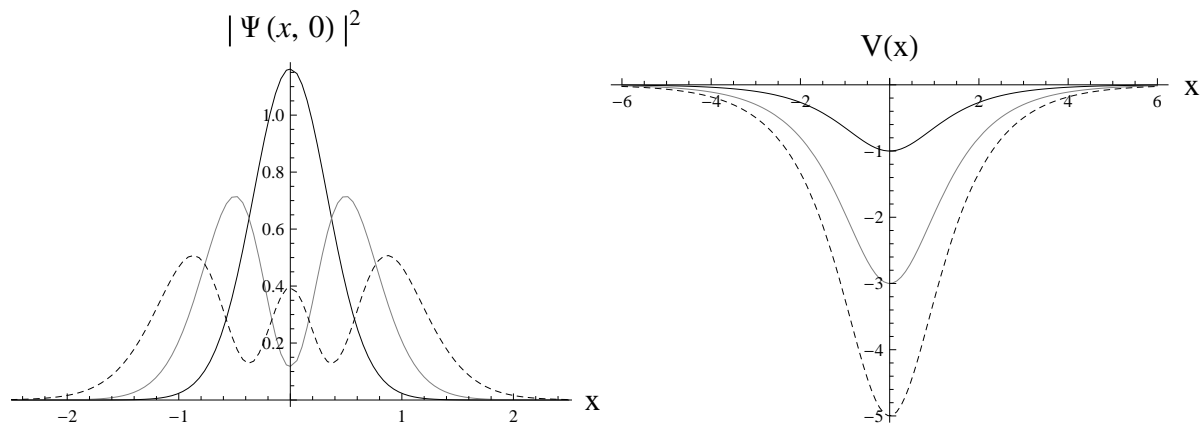


Figure 7: Left plot: graphs of the normalized probability densities $|\Psi(x, 0)|^2$ associated with the solution (12) for components (65) and (66). Parameter settings are $\alpha = -5$, $k_y = 9/2$ (black solid curve), $k_y = 7/2$ (gray curve), and $k_y = 5/2$ (dashed curve). Right plot: the initial scalar potential in (62) for the parameter settings $\alpha = -1$ (black solid curve), $\alpha = -3$ (gray curve), and $\alpha = -5$ (dashed curve).

First-order Darboux transformation. In order to keep calculations simple, we restrict ourselves to the case $\alpha = -1$ in (62). We choose our transformation function from (64) as

$$h_0(x) = \psi_0(x)|_{k_y=-1} = \frac{\exp\left(\frac{3x}{2}\right)}{2\sqrt{1 + \exp(2x)}}, \quad (67)$$

where for the sake of simplicity we switched from hyperbolic to exponential functions. In the next step we plug (67) into (3) and into the Darboux transformation (4), (6), (7) for $n = 1$. Afterwards we insert the results in combination with our settings (62) into the function (27) and the scalar potential (28). We obtain

$$\hat{V}(x) = -\sqrt{\hat{m}(x)^2 + \frac{12 \exp(2x)}{[3 + \exp(2x)]^2}} \quad (68)$$

$$\hat{f}(x) = -\frac{1}{2} + \frac{3}{3 + \exp(2x)} - \frac{\hat{m}'(x) - \hat{V}'(x)}{2\hat{m}(x) - 2\hat{V}(x)}. \quad (69)$$

As in the previous occurrences we have set $\delta = -1$. If the mass \hat{m} is regular on the whole real line, so are the two functions (68) and (69) because the denominators are nonnegative. Figure

8 shows graphs of the transformed quantities \hat{V} and \hat{f} for two particular mass choices. We observe that the first of these choices $\hat{m} = 0$ makes the term (69) vanish. We omit to show

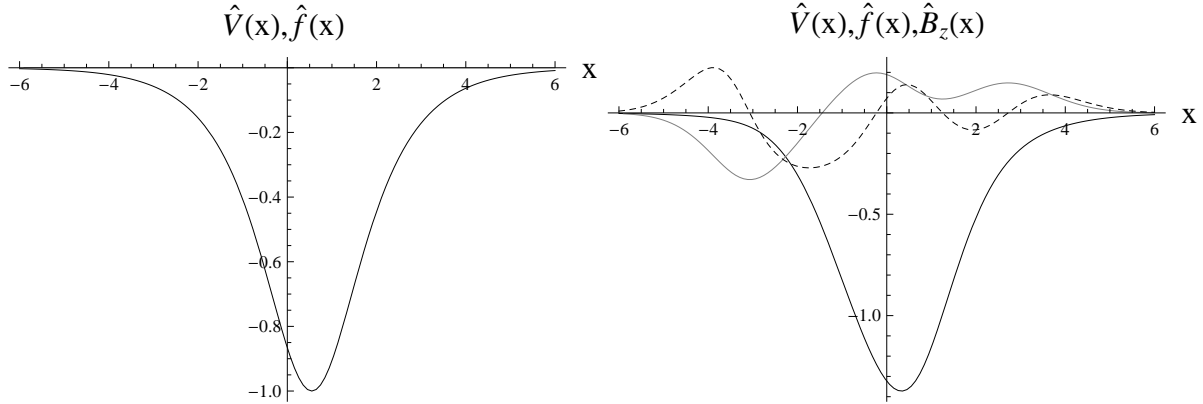


Figure 8: Graphs of the transformed scalar potential (68) (black solid curves), the transformed generalized oscillator term (69) (gray curve), and the z -component of the associated magnetic field (22) (dashed curve) for the mass functions $\hat{m}(x) = 0$ (left plot) and $\hat{m}(x) = \exp(-x^2/3)$ (right plot) and the settings (62), (67), $\delta = -1$.

explicit expressions of the associated solutions to our transformed Dirac equation.

Second-order Darboux transformation. Let us now apply a Darboux transformation of second order to our initial Dirac equation (8) for the parameter settings (62). We need two transformation functions h_0 and h_1 that we define as follows

$$h_0(x) = \psi_0(x)|_{k_y=-1} = \frac{\exp\left(\frac{3x}{2}\right)}{2\sqrt{1+\exp(2x)}}$$

$$h_1(x) = \psi_0(x)|_{k_y=-2} = \frac{\exp\left(\frac{5x}{2}\right)}{4\sqrt{1+\exp(2x)}}, \quad (70)$$

observe that we took h_0 from (67). Now, we insert our two transformation functions into (3) and calculate the Darboux transformation (4), (6), (7) for $n = 2$. The resulting expressions, along with the present parameter settings (62) are then substituted into the term (27) and the scalar potential (28). Simplification and setting $\delta = -1$ yields

$$\hat{V}(x) = -\sqrt{\hat{m}(x)^2 + \frac{20\exp(2x)}{[5+\exp(2x)]^2}} \quad (71)$$

$$\hat{f}(x) = -\frac{1}{2} + \frac{5}{5+\exp(2x)} - \frac{\hat{m}'(x) - \hat{V}'(x)}{2\hat{m}(x) - 2\hat{V}(x)}. \quad (72)$$

Comparison of these expressions with their first-order counterparts (68) and (69) shows that they differ merely in constants. This is due to the choice of our transformation energies as negative integers that render the transformation functions in elementary form. We omit to show graphs of the functions (71) and (72) because they are so similar to (68) and (69), respectively. Also, we

do not display the explicit form of solutions pertaining to the transformed Dirac equation (20) for (71) and (72). Instead, we repeat our second-order Darboux transformation with complex conjugate transformation energies. More precisely, we choose our transformation functions as

$$h_0(x) = \psi_0(x)|_{k_y=-1+i} = \frac{\exp\left[\left(\frac{3}{2}-i\right)x\right]}{\sqrt{1+\exp(2x)}} \quad (73)$$

$$h_1(x) = \psi_0(x)|_{k_y=-1-i} = \frac{\exp\left[\left(\frac{3}{2}+i\right)x\right]}{\sqrt{1+\exp(2x)}}. \quad (74)$$

Following our previous procedure, we substitute these two functions into (3), and afterwards into the Darboux transformation (4), (6), (7) for $n=2$, which in turn determines the term (27) and the scalar potential (28). We find for $\delta=-1$ that

$$\hat{V}(x) = -\sqrt{\hat{m}(x)^2 + \frac{260 \exp(2x)}{[13+5 \exp(2x)]^2}} \quad (75)$$

$$\hat{f}(x) = -\frac{1}{2} + \frac{13}{13+5 \exp(2x)} - \frac{\hat{m}'(x) - \hat{V}'(x)}{2 \hat{m}(x) - 2 \hat{V}(x)}. \quad (76)$$

The form of these functions is the same as the previous pairs (71), (72) and (68), (69). Examples are shown in figure 9 for two different masses. Note that the first mass choice $\hat{m}=0$ makes the term (76) vanish.

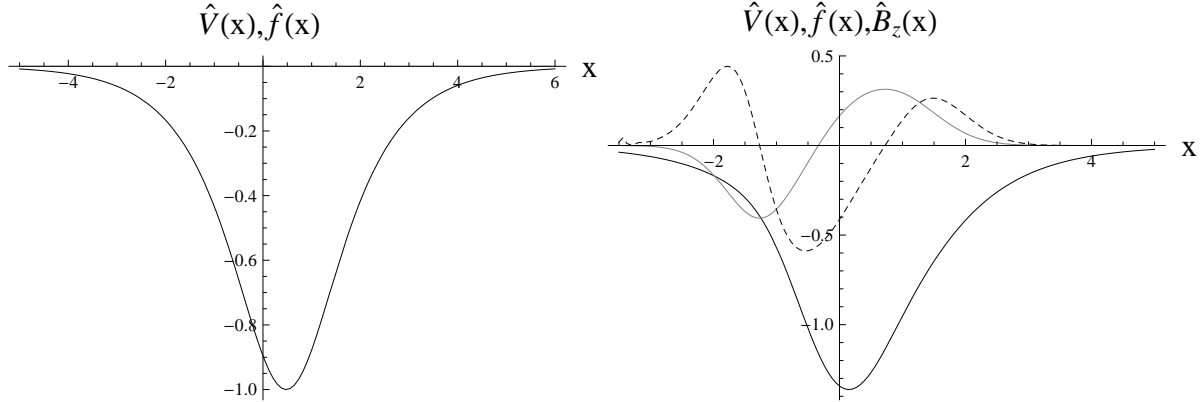


Figure 9: Graphs of the transformed scalar potential (75) (black solid curves), the transformed generalized oscillator term (76) (gray curve), and the associated z -component of the magnetic field (22) (dashed curve) for the mass functions $\hat{m}(x) = \exp(-x^2)$ (left plot) and $\hat{m}(x) = 0$ (right plot) and the settings (62), (73), (74), $\delta = -1$.

5 Generalization to matrix potentials

In this section we shall apply Darboux transformation to a more general relativistic system, namely, Dirac equation in the presence of a matrix potential [9] [16] [37] [35] and find new

matrix potentials for which the Dirac equation remains solvable. More precisely, we consider our initial Dirac equation in the form

$$\{\sigma_x [p_x - i \sigma_z f(x)] + \sigma_y p_y + \sigma_z m(x) + V(x)\} \Psi(x, y) = 0, \quad (77)$$

where we use the same notation as in (8), except that this time the potential $V = (V_{ij})$, $i, j = 1, 2$, is an arbitrary 2×2 matrix. Upon collecting terms, we can rewrite our Dirac equation as

$$-i \frac{\partial \Psi(x, y)}{\partial x} - i \frac{\partial \Psi(x, y)}{\partial y} + \begin{pmatrix} m(x) + V_{11}(x) & i f(x) + V_{12}(x) \\ -i f(x) + V_{21}(x) & -m(x) + V_{22}(x) \end{pmatrix} \Psi(x, y) = 0. \quad (78)$$

In the forms (77) and (78), the function f can be interpreted as a generalized oscillator term and a component of a vector potential, respectively. In the latter case the associated magnetic field is found from (10). We will now approach our initial equation (77) or, equivalently, its form (78) in the same way as their respective counterparts (8) and (9) in section 3. In each step we can recover the latter particular case if we implement the settings $V_{11} = V_{22} = V$, $V_{12} = V_{21} = 0$. Let us now substitute (12) into (78), resulting in the component equations

$$-i \Psi_2'(x) + [-i k_y + i f(x) + V_{12}(x)] \Psi_2(x) + [m(x) + V_{11}(x)] \Psi_1(x) = 0 \quad (79)$$

$$-i \Psi_1'(x) + [i k_y - i f(x) + V_{21}(x)] \Psi_1(x) + [-m(x) + V_{22}(x)] \Psi_2(x) = 0. \quad (80)$$

We solve the second component equation with respect to Ψ_2 . This yields

$$\Psi_2(x) = \frac{[i f(x) - i k_y - V_{21}(x)] \Psi_1(x) + i \Psi_1'(x)}{V(x) - m(x)}. \quad (81)$$

The remaining component (79) can be rewritten by redefining Ψ_1 as

$$\Psi_1(x) = \exp \left[-\frac{i}{2} \int^x V_{12}(t) + V_{21}(t) dt \right] \sqrt{m(x) - V_{22}(x)} \psi_0(x).$$

Upon implementing this definition in (79), we obtain the following Schrödinger-type equation for the function ψ_0

$$\psi_0''(x) - [k_y^2 + k_y X_0(x) + Y_0(x)] \psi_0(x) = 0, \quad (82)$$

where the potential term X_0 is given explicitly by

$$X_0(x) = -2 f(x) + i [V_{12}(x) - V_{21}(x)] - \frac{m'(x) - V_{22}'(x)}{m(x) - V_{22}(x)}. \quad (83)$$

Since the remaining potential term Y_0 has a very long and involved form, we omit to state it explicitly here. Before we continue, let us briefly comment on a simplification of our Schrödinger-type equation (82) that occurs for $X_0 = 0$. Similar to the setting (35) worked out in the previous section, we fix our term f to be given as

$$f(x) = -\frac{m'(x) - V_{22}'(x)}{2 m(x) - 2 V_{22}(x)} + \frac{i}{2} [V_{12}(x) - V_{21}(x)]. \quad (84)$$

This setting forces $X_0 = 0$ and furthermore renders our equation (82) in the compact form

$$\psi_0''(x) + \{-k_y^2 + [m(x) + V_{11}(x)] [m(x) - V_{22}(x)]\} \psi_0(x) = 0. \quad (85)$$

We observe that this generalization of (36) resembles a conventional Schrödinger equation, where $-k_y^2$ plays the role of the stationary energy. Now let us return to our Darboux transformation. After applying the latter transformation (4), (6), (7) to equation (82), we obtain its transformed counterpart as

$$\psi_n''(x) - [k_y^2 + k_y X_n(x) + Y_n(x)] \psi_n(x) = 0. \quad (86)$$

Our next step consists in matching the form of the transformed potential terms with their initial partners. Our goal is to transfer (86) to our transformed Dirac equation

$$\left\{ \sigma_x \left[p_x - i \sigma_z \hat{f}(x) \right] + \sigma_y p_y + \sigma_z \hat{m}(x) + \hat{V}(x) \right\} \hat{\Psi}(x, y) = 0, \quad (87)$$

where we adopt the notation from (20) except for the transformed potential $\hat{V} = (\hat{V}_{ij})$, $i, j = 1, 2$, representing a matrix rather than a function. Similar to (25), our matching condition for X_n reads

$$\begin{aligned} -2 f(x) + i [V_{12}(x) - V_{21}(x)] - \frac{m'(x) - V_{22}'(x)}{m(x) - V_{22}(x)} + \Delta X_n(x) &= \\ &= -2 \hat{f}(x) + i [\hat{V}_{12}(x) - \hat{V}_{21}(x)] - \frac{\hat{m}'(x) - \hat{V}_{22}'(x)}{\hat{m}(x) - \hat{V}_{22}(x)}. \end{aligned} \quad (88)$$

Furthermore, note that we implemented the abbreviation ΔX_n from (29). We can solve our condition (88) with respect to the term \hat{f} as

$$\begin{aligned} \hat{f}(x) &= f(x) + \frac{i}{2} [\hat{V}_{12}(x) - \hat{V}_{21}(x)] - \frac{i}{2} [V_{12}(x) - V_{21}(x)] + \frac{m'(x) - V_{22}'(x)}{2 m(x) - 2 V_{22}(x)} + \\ &+ \frac{[\hat{V}_{22}(x) - \hat{m}(x)] \Delta X_n(x) - \hat{m}'(x) + \hat{V}_{22}'(x)}{2 \hat{m}(x) - 2 \hat{V}_{22}(x)}. \end{aligned} \quad (89)$$

Next we must solve the remaining condition pertaining to the potential term Y_n in (86). Since we avoid to state Y_n explicitly, we give the latter condition in abbreviated form as

$$Y_n(x) = Y_0(x)_{|f \rightarrow \hat{f}, m \rightarrow \hat{m}, V_{ij} \rightarrow \hat{V}_{ij}}. \quad (90)$$

We point out that the function \hat{f} is given by (89). Upon insertion of this function we can solve condition (90) with respect to \hat{m} , \hat{V}_{11} , and \hat{V}_{22} . We cannot use the off-diagonal potential matrix entries \hat{V}_{12} or \hat{V}_{21} to solve (90) because they do not occur in our condition. Let us now state the

three solutions mentioned above. When solving for the mass function \hat{m} , we obtain

$$\begin{aligned}
\hat{m}(x) = & \frac{\hat{V}_{11}(x) V_{22}(x) - V_{22}(x) \hat{V}_{22}(x) - \hat{V}_{11}(x) m(x) + \hat{V}_{22}(x) m(x)}{2 m(x) - 2 V_{22}(x)} + \\
& + \frac{1}{2 m(x) - 2 V_{22}(x)} \left\{ [m(x) - V_{22}(x)] \left\{ 4 m(x)^3 + 4 m(x)^2 \left[V_{11}(x) - 2 V_{22}(x) \right] - \right. \right. \\
& - \hat{V}_{11}(x)^2 V_{22}(x) + 4 V_{11}(x) V_{22}(x)^2 - 2 \hat{V}_{11}(x) \hat{V}_{22}(x) - V_{22}(x) \hat{V}_{22}(x)^2 - \\
& - 4 f(x) V_{22}(x) \Delta X_n(x) + 2 i V_{12}(x) V_{22}(x) \Delta X_n(x) - 2 i V_{21}(x) V_{22}(x) \Delta X_n(x) + \\
& + V_{22}(x) \Delta X_n(x)^2 - 4 V_{22}(x) \Delta Y_n(x) + 2 \Delta X_n(x) m'(x) - 2 \Delta X_n(x) V'_{22}(x) + \\
& + m(x) \left[-8 V_{11}(x) V_{22}(x) + 4 V_{22}(x)^2 + \left(\hat{V}_{11}(x) + \hat{V}_{22}(x) \right)^2 + \Delta X_n(x) \times \right. \\
& \times \left. \left(4 f(x) - 2 i V_{21}(x) - \Delta X_n(x) \right) + 4 \Delta Y_n(x) - 2 \Delta X'_n(x) \right] + \\
& \left. \left. + 2 V_{22}(x) \Delta X'_n(x) \right\} \right\}^{\frac{1}{2}}.
\end{aligned}$$

Let us now solve our condition (90) with respect to the transformed matrix potential entry \hat{V}_{11} . Our result reads

$$\begin{aligned}
\hat{V}_{11}(x) = & \frac{1}{4 [m(x) - V_{22}(x)] [\hat{m}(x) - \hat{V}_{22}(x)]} \left\{ 4 m(x)^3 + 4 m(x)^2 V_{11}(x) - \right. \\
& - 8 m(x)^2 V_{22}(x) + 4 \hat{m}(x)^2 V_{22}(x) + 4 V_{11}(x) V_{22}(x)^2 - \\
& - 4 \hat{m}(x) V_{22}(x) \hat{V}_{22}(x) - 4 f(x) V_{22}(x) \Delta X_n(x) + \\
& + 2 i V_{12}(x) V_{22}(x) \Delta X_n(x) - 2 i V_{21}(x) V_{22}(x) \Delta X_n(x) + V_{22}(x) \Delta X_n(x)^2 - \\
& - 4 V_{22}(x) \Delta Y_n(x) + 2 \Delta X_n(x) m'(x) - 2 \Delta X_n(x) V'_{22}(x) + 2 V_{22}(x) \Delta X'_n(x) - \\
& - 8 m(x) V_{11}(x) V_{22}(x) + 4 m(x) V_{22}(x)^2 - 4 m(x) \hat{m}(x)^2 + \\
& + 4 m(x) \hat{m}(x) \hat{V}_{22}(x) + 4 m(x) f(x) \Delta X_n(x) - \\
& - 2 i m(x) \Delta X_n(x) [V_{12}(x) - V_{21}(x)] - m(x) \Delta X_n(x)^2 + 4 m(x) \Delta Y_n(x) - \\
& \left. - 2 m(x) \Delta X'_n(x) \right\} \tag{91}
\end{aligned}$$

As mentioned above, we can also solve condition (90) for the transformed matrix potential entry \hat{V}_{22} . However, the solution is very similar to (91) in the following sense: if we replace \hat{V}_{22} in (91) by $-\hat{V}_{11}$, then we obtain the solution of (90) with respect to \hat{V}_{11} . For this reason we will not state its explicit form here.

First-order Darboux transformation. In this paragraph we will demonstrate how our Darboux transformation works in practice if the potential in our Dirac equation (77) is not a

multiple of the identity matrix. To this end, let us first specify our initial parameter settings.

$$f(x) = \frac{1}{2} \tanh(x) \quad V(x) = \sqrt{30} \operatorname{sech}(x) I_2 \quad m(x) = 0. \quad (92)$$

We observe that these settings are the same as (37), note that our notation has changed due to V now being an actual matrix. Consequently, our initial Dirac equation (77) for the settings (92) is the same as its former counterpart (8) with (37). We can therefore use the Schrödinger solution (41) and the transformation function (44) for our Darboux transformation. We first substitute the latter two function along with (3) into (4), (6), (7) for $n = 1$. In the subsequent step we insert the results into the transformed term (89). Simplification leads to the findings

$$\begin{aligned} \hat{f}(x) = & \frac{1}{2 \hat{m}(x) - 2 \hat{V}_{22}(x)} \left\{ \hat{m}(x) \left[-1 + \tanh(x) + i \hat{V}_{12}(x) - i \hat{V}_{21}(x) \right] + \hat{V}_{22}(x) - \right. \\ & \left. - \left[\tanh(x) \hat{V}_{22}(x) + i \hat{V}_{12}(x) \hat{V}_{22}(x) - i \hat{V}_{21}(x) \hat{V}_{22}(x) \right] - \hat{m}'(x) + \hat{V}_{22}'(x) \right\}. \quad (93) \end{aligned}$$

In a similar way we can determine the transformed potential matrix \hat{V} by substitution of our current parameters into (91). We obtain

$$\hat{V}(x) = \begin{pmatrix} -\hat{m}(x) + \frac{24 \operatorname{sech}(x)^2}{\hat{V}_{22}(x) - \hat{m}(x)} & \hat{V}_{12}(x) \\ \hat{V}_{21}(x) & \hat{V}_{22}(x) \end{pmatrix}. \quad (94)$$

We observe that the transformed mass function and three entries of the transformed potential matrix remain undetermined, allowing to generate a wide variety of Dirac equations (87), along with its associated solutions. Let us now state an example by introducing the settings

$$\hat{m}(x) = 1 + \tanh(x) \quad \hat{V}_{22}(x) = -4 \operatorname{sech}(x) \quad \hat{V}_{12}(x) = \hat{V}_{21}(x) = 0. \quad (95)$$

If we plug these settings into the term (93), we obtain its explicit form

$$\hat{f}(x) = -\frac{\operatorname{sech}(x) [2 + \operatorname{sech}(x) - 4 \tanh(x)]}{1 + 4 \operatorname{sech}(x) + \tanh(x)}. \quad (96)$$

The magnetic field (22) generated by this function can be calculated as

$$\hat{B}(x) = \left(0, 0, \frac{2 \exp(x)}{[4 + \exp(x)]^2} - \frac{4}{\exp(-x) + \exp(x)]^2} \right)^T. \quad (97)$$

The z -component of the magnetic field is visualized in the right part of figure 10. The transformed matrix potential is found by inserting our current settings (92) and (95) into (94). The resulting potential has the form

$$\hat{V}(x) = \begin{pmatrix} -\frac{[25 + 4 \operatorname{sech}(x) - 22 \tanh(x)] [1 + \tanh(x)]}{1 + 4 \operatorname{sech}(x) + \tanh(x)} & 0 \\ 0 & -4 \operatorname{sech}(x) \end{pmatrix}. \quad (98)$$

Both the term (96) and the non-vanishing potential components from (98) are shown in the right part of figure 10. Since the explicit form of the associated solutions to the transformed Dirac equation (87) is very long, we omit to show it here. Instead, we visualize the corresponding probability densities in the left part of figure 10.

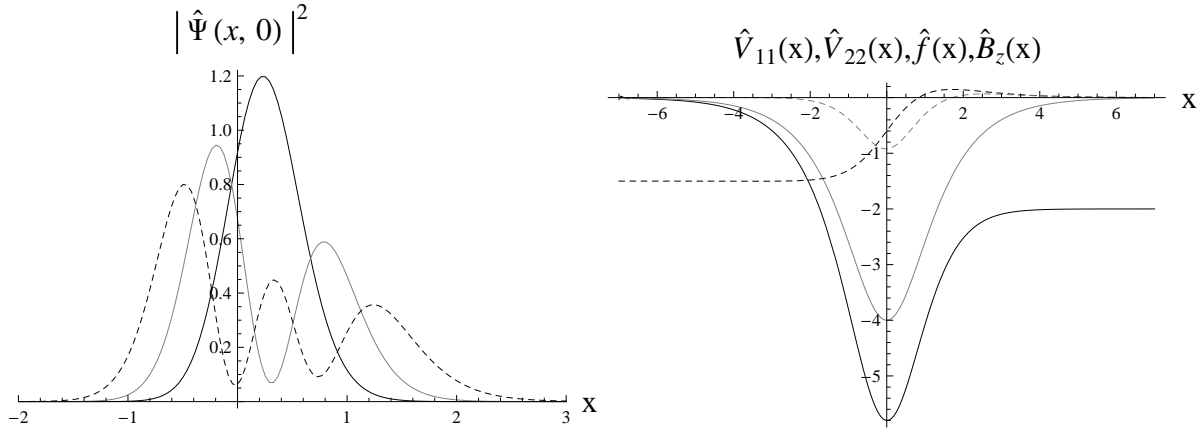


Figure 10: Left plot: graphs of the normalized probability densities $|\hat{\Psi}(x, 0)|^2$ associated with the solution (30) of our transformed Dirac equation (87) for the settings (92), (41), (44). Parameter values are $k_y = 4$ (black solid curve), $k_y = 3$ (gray curve), and $k_y = 2$ (dashed curve). Right plot: graphs of the entries \hat{V}_{11} (black solid curve), \hat{V}_{22} (gray curve) pertaining to the matrix (98), the oscillator term (96) (black dashed curve), and the z -component of the magnetic field (97) (gray dashed curve).

6 Concluding remarks

The Darboux transformation presented in this work is applicable to Dirac equations at zero energy with magnetic field, position-dependent mass and matrix potential, including the special cases of vanishing mass and scalar potential. Instead of being coupled to a magnetic field, our systems can also be interpreted as generalized Dirac oscillators due to a one-to-one correspondence between the two scenarios. A particular feature of our approach is that the position-dependent mass in the Darboux-transformed Dirac equation remains undetermined and can be chosen arbitrarily. This property is useful for example when comparing exactly-solvable massless systems (such as in Dirac materials) to their massive counterparts. It should be pointed out that the algorithm summarized in section 2 is not equivalent to the conventional Darboux transformation, also referred to as SUSY formalism. As such, the results we obtain here cannot be found through application of the latter formalism. The extension of the present method to more general systems like bilayer graphene is subject of future research.

References

- [1] M. Abramowitz and I. Stegun, "Handbook of Mathematical Functions with Formulas, Graphs, and Mathematical Tables", (Dover Publications, New York, 1964)
- [2] V. Aguiar, S. M. Cunha, D. R. da Costa, and R. N. Costa Filho, "Dirac fermions in graphene using the position-dependent translation operator formalism", Phys. Rev. B 102 (2020), 235404
- [3] M. Castillo-Celeita and D.J. Fernandez C., "Dirac electron in graphene with magnetic fields arising from first-order intertwining operators", J. Phys. A 53 (2020), 035302

- [4] A.H. Castro Neto, F. Guinea, N.M.R. Peres, K.S. Novoselov and A.K.Geim, "The electronic properties of graphene", *Rev. Mod. Phys.* 81 (2009), 109-162
- [5] J. Cayssol, "Introduction to Dirac materials and topological insulators", *Comptes Rendus Physique* 14 (2013), 760
- [6] A. Contreras-Astorga, D.J. Fernandez C., J. Negro, "Solutions of the Dirac Equation in a Magnetic Field and Intertwining Operators", *SIGMA* 8 (2012), 082
- [7] M. Chabab, A. El Batoul, H. Hassanabadi, M. Oulne, and S. Zare, "Scattering states of Dirac particle equation with position dependent mass under the cusp potential", *Eur. Phys. J. Plus* 131 (2016), 387
- [8] F. Cooper, A. Khare and U. Sukhatme, "Supersymmetry and quantum mechanics", *Phys. Rep.* 251 (1995), 267-388
- [9] F. Correa and V. Jakubsky, "Confluent Crum-Darboux transformations in Dirac Hamiltonians with PT-symmetric Bragg gratings", *Phys. Rev. A* 95 (2017), 033807
- [10] G. Darboux, "Sur une proposition relative aux équations linéaires", *C. R. Acad. Sci.* 94 (1882), 1456-1459
- [11] A. S. de Castro, "Equivalence between the Dirac oscillator and a spin-1/2 fermion embedded in a transverse homogeneous magnetic field: movement in a $(2 + 1)$ -dimensional world", *Revista Brasileira de Ensino de Fisica*, 42, e20190133 (2020)
- [12] D. Demir Kizilirmak, S. Kuru, and J. Negro, "Dirac-Weyl equation on a hyperbolic graphene surface under perpendicular magnetic fields", *Physica E* 118 (2020), 113926
- [13] C.A. Downing and M.E. Portnoi, "Trapping Charge Carriers in Low-Dimensional Dirac Materials", *Int. J. Nanosci.* 18 (2019), 1940001
- [14] C.A. Downing and M.E. Portnoi, "Zero-energy vortices in Dirac materials", *Phys. Status Solidi B* 256 (2019), 1800584
- [15] C. A. Downing and M. E. Portnoi, "Massless Dirac fermions in two dimensions: Confinement in nonuniform magnetic fields", *Phys. Rev. B* 94 (2016), 165407
- [16] M. Erementchouk, P. Mazumder, M.A. Khan, and M.N. Leuenberger, "Dirac electrons in the presence of matrix potential barrier: application to graphene and topological insulators", *J. Phys. Condens. Matter* 28 (2016), 115501
- [17] J. A. Franco-Villafane, E. Sadurni, S. Barkhofen, U. Kuhl, F. Mortessagne, and T. H. Seligman, "First Experimental Realization of the Dirac Oscillator", *Phys. Rev. Lett.* 111 (2013), 170405
- [18] A.K. Geim and K.S. Novoselov, "The rise of graphene", *Nature Materials* 6 (2007), 183
- [19] P. Ghosh and P. Roy, "Bound states in graphene via Fermi velocity modulation", *Eur. Phys. J. Plus* 132 (2017), 32
- [20] C. Gu, A. Hu, and Z. Zhou, "Darboux Transformations in Integrable Systems", (Springer Science and Business Media, Dordrecht, 2005)

- [21] C.L. Ho and P. Roy, "Generalized Dirac Oscillators with position-dependent mass", EPL 124 (2018), 60003
- [22] O. Klein, "Discrete Symmetry in Relativistic Quantum Mechanics", Z. Phys. 53 (1929), 157
- [23] H.P. Laba and V.M. Tkachuk, "Exact energy spectrum of the generalized Dirac oscillator in an electric field", Eur. Phys. J. Plus 133 (2018), 279
- [24] J. Lin, Y.-S. Li and X.-M. Qian, "The Darboux transformation of the Schrödinger equation with an energy-dependent potential", Phys. Lett. A 362 (2007), 212-214
- [25] V.B. Matveev and M.A. Salle, "Darboux transformations and solitons", (Springer Science and Business Media, Berlin, 1991)
- [26] E. McCann, M. Koshino, "The electronic properties of bilayer graphene", Rep. Prog. Phys. 76 (2013), 056503
- [27] L. Menculini, O. Panella, and P. Roy, "Exact solutions of the (2+1) Dimensional Dirac equation in a constant magnetic field in the presence of a minimal length", Phys. Rev. D 87 (2013), 065017
- [28] B. Midya and D.J. Fernandez C., "Dirac electron in graphene under supersymmetry generated magnetic fields", J. Phys. A 47 (2014), 285302
- [29] M. Moshinsky and A. Szczepaniak, "The Dirac oscillator", J. Phys. A 22 (1989), L817
- [30] T. Moutard, "Sur la construction des equations de la forme $\frac{1}{z} \frac{d^2 z}{dx dy} = \lambda(x, y)$ qui admettent une integrale generale explicite", Journal de l'Ecole Polytechnique 45 (1878) 1-11
- [31] T. Moutard, "Note sur les equations differentielles lineaires du second ordre", C.R. Acad. Sci. Paris 80 (1875), 729-733
- [32] C. A. Downing and M. E. Portnoi, J. Phys. Condensed Matter, 29 (2017) , 315301.
- [33] N. M. R. Peres, A. H. Castro Neto, and F. Guinea, "Dirac Fermion Confinement in Graphene", Phys. Rev. B 73 (2006), 241403
- [34] E. Pozdeeva and A. Schulze-Halberg, "Darboux transformations for a generalized Dirac equation in two dimensions", J. Math. Phys. 51 (2010), 113501
- [35] B.F. Samsonov, A.A. Pecheritskin, E. Pozdeeva, L. Glasser, "New exactly solvable periodic potentials for the Dirac equation", Eur. J. Phys. 24 (2003), 435
- [36] A. Schulze-Halberg, "Higher-order Darboux transformations and Wronskian representations for Schrödinger equations with quadratically energy-dependent potentials", J. Math. Phys. 61 (2020), 023503
- [37] A. Schulze-Halberg and M. Ojel, "Darboux transformations for the massless Dirac equation with matrix potential: construction of zero-energy states", Eur. Phys. J. Plus 134 (2019), 49
- [38] A. Schulze-Halberg and P. Roy, "Construction of zero-energy states in graphene through the supersymmetry formalism", J. Phys. A 50 (2017), 365205

- [39] P. Strange and L. H. Ryder, "The Dirac oscillator in a rotating frame of reference", *Phys. Lett. A* 380 (2016), 3465
- [40] N.V. Ustinov, and S.B. Leble, "Korteweg-de Vries - Modified Korteweg-de Vries systems and Darboux transforms in 1+1 and 2+1 dimensions", *J. Math. Phys.* 34 (1993), 1421
- [41] T.O. Wehling, A.M. Black-Schaffer, and A.V. Balatsky, "Dirac materials", *Advances in Physics* 63 (2014), 1