

Quantitative approximation results for complex-valued neural networks

A. Caragea, D.G. Lee, J. Maly, G. Pfander, F. Voigtlaender

Abstract: We show that complex-valued neural networks with the modReLU activation function $\sigma(z) = \text{ReLU}(|z| - 1) \cdot z/|z|$ can uniformly approximate complex-valued functions of regularity C^n on compact subsets of \mathbb{C}^d , giving explicit bounds on the approximation rate.

1 Introduction

Motivated by the remarkable practical success of machine learning algorithms based on deep neural networks (collectively called *deep learning* [14]) in applications like image recognition [13] and machine translation [21], the expressive power of such neural networks has recently been closely studied [16, 18, 26, 27]. These recent results mostly focus on networks using the *rectified linear unit (ReLU)* activation function $\varrho(x) = \max\{0, x\}$ which has been observed in practice to massively reduce the training time [9, 14] while apparently maintaining the same expressivity as networks with smooth activation functions, which have been studied already in the 90s [17].

Due to the missing support for complex arithmetic in the leading deep learning software libraries [22], practical applications of deep neural networks have mostly relied on *real-valued* neural networks. Alas, recently there has been an increased interest in *complex-valued neural networks (CVNNs)* for problems in which the input is naturally complex-valued and in which a faithful treatment of phase information is important [22, 23]. For instance, for the problem of MRI fingerprinting, CVNNs significantly outperform their real-valued counterparts [23]. Moreover, CVNNs have been shown to greatly improve the stability and convergence properties of recurrent neural networks [4, 25].

Motivated by this interest in complex-valued neural networks, in this paper we initiate the analysis of their expressive power, mathematically quantified by their ability to approximate functions of a given regularity. Specifically, we analyze how well CVNNs with the modReLU activation function (defined in Section 1.1) can approximate functions of Sobolev regularity $\mathcal{W}^{n,\infty}$ on compact subsets of \mathbb{C}^d (see Section 1.2); the explicit result is given in Section 1.3 below.

1.1 Complex-valued neural networks and the modReLU function

In a complex-valued neural network (CVNN), each neuron computes a function of the form $z \mapsto \sigma(\mathbf{w}^T z + b)$ with $z, \mathbf{w} \in \mathbb{C}^N$ and $b \in \mathbb{C}$, and where $\sigma : \mathbb{C} \rightarrow \mathbb{C}$ is a complex activation function.

Formally, a *complex-valued neural network (CVNN)* is a tuple $\Phi = ((A_1, b_1), \dots, (A_L, b_L))$, where $L =: L(\Phi) \in \mathbb{N}$ denotes the *depth* of the network and where $A_\ell \in \mathbb{C}^{N_\ell \times N_{\ell-1}}$ and

2020 *Mathematics Subject Classification.* 68T07, 41A25, 41A46.

Key words and phrases. Deep neural networks, Complex-valued neural networks, function approximation, modReLU activation function

$b_\ell \in \mathbb{C}^{N_\ell}$ for $\ell \in \{1, \dots, L\}$. Then $d_{\text{in}}(\Phi) := N_0$ and $d_{\text{out}}(\Phi) := N_L$ denote the input- and output-dimension of Φ . Given any function $\sigma : \mathbb{C} \rightarrow \mathbb{C}$, the *network function* associated to the network Φ (also called the *realization* of Φ) is the function

$$R_\sigma \Phi := T_L \circ (\sigma \circ T_{L-1}) \circ \dots \circ (\sigma \circ T_1) : \mathbb{C}^{d_{\text{in}}(\Phi)} \rightarrow \mathbb{C}^{d_{\text{out}}(\Phi)} \quad \text{where} \quad T_\ell z = A_\ell z + b_\ell,$$

and where σ acts componentwise on vectors, meaning $\sigma((z_1, \dots, z_k)) = (\sigma(z_1), \dots, \sigma(z_k))$.

The *number of neurons* $N(\Phi)$ of Φ is $N(\Phi) := \sum_{\ell=0}^L N_\ell$ and the *number of weights* of Φ is defined as $W(\Phi) := \sum_{j=1}^L (\|A_j\|_{\ell^0} + \|b_j\|_{\ell^0})$, where $\|A\|_{\ell^0}$ denotes the number of non-zero entries of a matrix or vector A . Finally, we say that *the weights of Φ are bounded by $C \geq 0$* if $|(A_\ell)_{j,k}| \leq C$ and $|(b_\ell)_j| \leq C$ for applicable indices ℓ, k, j .

Finally, we will also use the notion of a *network architecture*. Formally, this is a tuple $\mathcal{A} = ((N_0, \dots, N_L), (I_1, \dots, I_L), (J_1, \dots, J_L))$ where (N_0, \dots, N_L) determines the depth L of the network and the number of neurons N_ℓ in each layer. Furthermore, the sets $J_\ell \subset \{1, \dots, N_\ell\}$ and $I_\ell \subset \{1, \dots, N_\ell\} \times \{1, \dots, N_{\ell-1}\}$ determine which weights of the network are allowed to be non-zero. Thus, a *network Φ is of architecture \mathcal{A}* as above if $\Phi = ((A_1, b_1), \dots, (A_L, b_L))$ where $A_\ell \in \mathbb{C}^{N_\ell \times N_{\ell-1}}$ and $b_\ell \in \mathbb{C}^{N_\ell}$, and if furthermore $(A_\ell)_{j,k} \neq 0$ only if $(j, k) \in I_\ell$ and $(b_\ell)_j \neq 0$ only if $j \in J_\ell$. The number of weights and neurons of an architecture \mathcal{A} are defined as $N(\mathcal{A}) := \sum_{\ell=0}^L N_\ell$ and $W(\mathcal{A}) := \sum_{\ell=1}^L (|J_\ell| + |I_\ell|)$, respectively.

In the present paper, we will only consider neural networks using the *modReLU* activation function

$$\sigma : \mathbb{C} \rightarrow \mathbb{C}, \quad z \mapsto \varrho(|z| - 1) \frac{z}{|z|} = \begin{cases} 0, & \text{if } |z| \leq 1, \\ z - \frac{z}{|z|}, & \text{if } |z| \geq 1 \end{cases} \quad (1.1)$$

proposed in [4] as a generalization of the ReLU activation function $\varrho : \mathbb{R} \rightarrow \mathbb{R}, x \mapsto \max\{0, x\}$ to the complex domain. We briefly discuss other activation functions in Section 1.4 below.

1.2 Smoothness assumptions

We are interested in uniformly approximating functions $f : \mathbb{C}^d \rightarrow \mathbb{C}$ that belong to the Sobolev space $\mathcal{W}^{n,\infty}$, with differentiability understood in the sense of real variables. Specifically, let

$$Q_{\mathbb{C}^d} := \{z = (z_1, \dots, z_d) \in \mathbb{C}^d : \text{Re } z_k, \text{Im } z_k \in [0, 1] \text{ for all } 1 \leq k \leq d\}$$

be the unit cube in \mathbb{C}^d . As in the definition of $Q_{\mathbb{C}^d}$, we will use throughout the paper boldface characters to denote real and complex vectors.

Identifying $z = (z_1, \dots, z_d) \in \mathbb{C}^d$ with $\mathbf{x} = (\text{Re}(z_1), \dots, \text{Re}(z_d), \text{Im}(z_1), \dots, \text{Im}(z_d)) \in \mathbb{R}^{2d}$, we will consider $\mathbb{C}^d \cong \mathbb{R}^{2d}$ as usual. With this in mind, a complex function $g : \mathbb{C}^d \rightarrow \mathbb{C}$ can be identified with a pair of functions $g_{\text{Re}}, g_{\text{Im}} : \mathbb{R}^{2d} \rightarrow \mathbb{R}$ given by $g_{\text{Re}} = \text{Re}(g)$ and $g_{\text{Im}} = \text{Im}(g)$.

Given a real function $f : [0, 1]^{2d} \rightarrow \mathbb{R}$ and $n \in \mathbb{N}$, we write $f \in \mathcal{W}^{n,\infty}([0, 1]^{2d}; \mathbb{R})$ if f is $n - 1$ times continuously differentiable with all derivatives of order $n - 1$ being Lipschitz continuous. We then define

$$\|f\|_{\mathcal{W}^{n,\infty}} := \max \left\{ \max_{|\alpha| \leq n-1} \|\partial^\alpha f\|_{L^\infty}, \max_{|\alpha|=n-1} \text{Lip}(\partial^\alpha f) \right\}.$$

Using this norm, we defined the unit ball in the Sobolev space $\mathcal{W}^{n,\infty}$ as

$$F_{n,d} := \{f \in \mathcal{W}^{n,\infty}([0, 1]^{2d}; \mathbb{R}) \quad : \quad \|f\|_{\mathcal{W}^{n,\infty}} \leq 1\}$$

and define the set of functions that we seek to approximate by

$$\mathcal{F}_{n,d} := \{g : Q_{\mathbb{C}^d} \rightarrow \mathbb{C} \quad : \quad g_{\text{Re}}, g_{\text{Im}} \in F_{n,d}\}.$$

1.3 Main result

The main result of this paper provides explicit error bounds for approximating functions $g \in \mathcal{F}_{n,d}$ using modReLU networks. This result can be seen as a generalization of the approximation bounds for ReLU networks developed in [26] to the complex domain.

Theorem 1. *For any $d, n \in \mathbb{N}$, there exists a constant $C = C(d, n) > 0$ with the following property.*

Given any $\varepsilon \in (0, \frac{3}{8})$ there exists a modReLU-network architecture with no more than $C \cdot \ln(1/\varepsilon)$ layers and no more than $C \cdot \varepsilon^{-2d/n} \ln^2(1/\varepsilon)$ weights such that for any $g : \mathbb{C}^d \rightarrow \mathbb{C}$ with $\|\operatorname{Re}(g)\|_{\mathcal{W}^{n,\infty}}, \|\operatorname{Im}(g)\|_{\mathcal{W}^{n,\infty}} \leq 1$ there exists a choice of network weights (all bounded by $C \cdot \varepsilon^{-21d}$) such that the associated network function \tilde{g} satisfies $|g(\mathbf{z}) - \tilde{g}(\mathbf{z})| \leq \varepsilon$ for all $\mathbf{z} \in \mathbb{C}^d$.

The exponent $-\frac{2d}{n}$ in place of $-\frac{d}{n}$ is explained by the identification $\mathbb{C}^d \cong \mathbb{R}^{2d}$.

Remark. Note that the architecture and therefore the size of the networks is independent of the function g to approximate, once we fix an approximation accuracy ε and the parameters n and d . Only the specific choice of the weights depends on g .

1.4 Comparison to existing work

Approximation results for CVNNs While the approximation properties of real-valued neural networks are comparatively well understood by now, the corresponding questions for complex-valued networks are still mostly open. In fact, even the property of universality—well studied for real-valued networks [7, 11, 12, 15]—was only settled for very specific activation functions [1–3, 10], until the recent paper [24] resolved the question. This universal approximation theorem for CVNNs highlights that the properties of complex-valued networks are significantly more subtle than their real counterparts: Real-valued networks (either shallow or deep) are universal if and only if the activation function is not a polynomial [15]. In contrast, shallow *complex* networks are universal if and only if the real part or the imaginary part of the activation function σ is not *polyharmonic*. Finally, *deep* complex networks (with more than one hidden layer) are universal if and only if σ is neither holomorphic, nor antiholomorphic, nor a polynomial (in z and \bar{z}).

Except for these purely qualitative universality results, *no quantitative approximation bounds for complex-valued networks are known whatsoever*. The present paper is thus the first to provide such bounds.

Role of the activation function As empirically observed in [4, 23], the main advantage of complex-valued networks over their real-valued counterparts stems from the fact that the set of possible *complex* activation functions is much richer than in the real-valued case. In fact, one can lift each real-valued activation function $\rho : \mathbb{R} \rightarrow \mathbb{R}$ to the complex function $\sigma(z) := \rho(\operatorname{Re} z)$; then, writing $\mathbf{w} = \boldsymbol{\alpha} + i\boldsymbol{\beta}$ and $\mathbf{z} = \mathbf{x} + i\mathbf{y}$, we see $\sigma(\mathbf{w}^T \mathbf{z} + b) = \rho(\boldsymbol{\alpha}^T \mathbf{x} - \boldsymbol{\beta}^T \mathbf{y} + \operatorname{Re} b)$. Thus, identifying $\mathbb{C}^d \cong \mathbb{R}^{2d}$, every real-valued network can be written as a complex-valued one. Therefore, one can in principle transfer every approximation result involving real-valued networks to a corresponding complex-valued result. Similar arguments apply to activation functions of the form $\sigma(z) = \rho(\operatorname{Re} z) + i\rho(\operatorname{Im} z)$.

Alas, using such “intrinsically real-valued” activation functions forfeits the main benefits of using complex-valued networks, namely increased expressivity and a faithful handling of phase and magnitude information. Therefore, the two most prominent complex-valued activation functions appearing in the literature (see [22, 23]) are the *modReLU* (see Equation (1.1)) and the *complex cardioid*, given by $\sigma(z) = \frac{z}{2} \left(1 + \frac{\operatorname{Re} z}{|z|}\right)$; both of which are not of the form $\rho(\operatorname{Re}(z))$ for a real activation function ρ .

In the present work, we focus on the modReLU, since it satisfies the natural *phase homogeneity property* $\sigma(e^{i\theta}z) = e^{i\theta}\sigma(z)$. Investigating the complex cardioid—and other complex-valued activation functions—is an interesting topic for future work.

Role of the network depth Deep networks greatly outperform their shallow counterparts in applications [14]; therefore, much research has been devoted to rigorously quantify the influence of the network depth on the expressivity of (real-valued) neural networks. The precise findings depend on the activation function: While for *smooth* activation functions, already *shallow* networks with $\mathcal{O}(\varepsilon^{-d/n})$ weights and neurons can uniformly approximate functions $f \in C^n([0, 1]^d)$ up to error ε (see [17]), this is not true for ReLU networks. To achieve the same approximation rate, ReLU networks need at least $\mathcal{O}(1 + \frac{n}{d})$ layers [18–20].

The proofs of these bounds crucially use that the ReLU is piecewise linear. Since this is not true of the modReLU, these arguments do not apply here. In fact, the result from [18–20] that no non-linear C^3 function can be approximated with error smaller than $\mathcal{O}(W^{-2L})$ by ReLU networks of depth L with W weights does not hold for the modReLU, since the modReLU itself is a smooth, non-linear function when restricted to any set Ω compactly contained in $\mathbb{C} \setminus \{0\}$.

Regarding sufficiency, the best known approximation result for ReLU networks [26] shows—similar to our main theorem—that ReLU networks with depth $\mathcal{O}(\ln(1/\varepsilon))$ and $\mathcal{O}(\varepsilon^{-d/n})$ weights can approximate $f \in C^n([0, 1]^d)$ uniformly up to error ε . For networks with bounded depth, similar results are only known for approximation in L^p [18] or for approximation in terms of the network *width* instead of the number of nonzero weights [16]. It is an interesting question whether similar results hold for modReLU networks.

Finally, we mention the intriguing result in [27] which shows that *extremely deep* ReLU networks (for which the number of layers is proportional to the number of weights) with *extremely large weights* can approximate functions $f \in C^n([0, 1])$ up to error ε using only $\mathcal{O}(\varepsilon^{-d/(2n)})$ weights. Due to the impractical size of the network weights, this bound has limited practical significance, but is an extremely surprising and insightful mathematical result. We expect that the arguments in [27] can be extended to modReLU networks, but leave this as future work.

Optimality For modReLU networks with polynomial growth of the individual weights and logarithmic growth of the depth (as in Theorem 1), the approximation rate of Theorem 1 is optimal up to logarithmic factors; this can be seen by combining the quantization results in [6, Lemma 3.7] or [8, Lemma VI.8] with arguments from rate distortion theory as in [6, 18].

For ReLU networks, a similar optimality result holds for networks with logarithmic growth of the depth *even without assumptions on the growth of the network weights* [26]. The proof relies on sharp bounds for the VC dimension of ReLU networks [5]. For modReLU networks, a similar question is more subtle, since no analogous VC dimension bounds are available. We thus leave it as future work to study optimality without assumptions on the size of the network weights.

1.5 Structure of the paper

Inspired by [26], our proof proceeds by locally approximating g using Taylor polynomials, and then showing that these Taylor polynomials and a suitable partition of unity can be well approximated by modReLU networks. To prove this, we first show in Section 2 that modReLU networks *of constant size* can approximate the functions $z \mapsto \operatorname{Re} z$ and $z \mapsto \operatorname{Im} z$ arbitrarily well—only the size of the individual weights of the network grows as the approximation accuracy improves. Then, based on proof techniques in [26], we show in Section 3 that mod-

ReLU networks with $\mathcal{O}(\ln^2(1/\varepsilon))$ weights and $\mathcal{O}(\ln(1/\varepsilon))$ layers can approximate the function $z \mapsto (\operatorname{Re} z)^2$ up to error ε . By a polarization argument, this also allows to approximate the product function $(z, w) \mapsto zw$; see Section 4. After describing in Section 5 how modReLU networks can implement a partition of unity, we combine all the ingredients in Section 6 to prove Theorem 1.

2 Approximating real and imaginary part

In this section, we show that modReLU networks of constant size can approximate the functions $z \mapsto \operatorname{Re} z$ and $z \mapsto \operatorname{Im} z$ arbitrarily well, as stated by the following proposition.

Proposition 2. *For any $R \geq 1$ and $\varepsilon \in (0, 1)$, there exist shallow σ -networks $\operatorname{Re}_{R,\varepsilon}, \operatorname{Im}_{R,\varepsilon}$ with 3 neurons and 10 weights, all bounded in absolute value by $C R^3/\varepsilon^3$ with an absolute constant $C > 0$, satisfying*

$$|\operatorname{Re}_{R,\varepsilon}(z) - \operatorname{Re}(z)| \leq \varepsilon \quad \text{and} \quad |\operatorname{Im}_{R,\varepsilon}(z) - \operatorname{Im}(z)| \leq \varepsilon \quad \text{for all } z \in \mathbb{C} \text{ with } |z| \leq R.$$

To prove Proposition 2, we need two ingredients: First, modReLU networks can implement the identity function *exactly*, on bounded subset of \mathbb{C} . Precisely, for arbitrary $R > 0$ it holds that $\operatorname{Id}_R(z) = z$ for $z \in \mathbb{C}$ with $|z| \leq R$, where

$$\operatorname{Id}_R(z) := \sigma(2z + 2R + 2) - \sigma(z + R + 1) - (R + 1). \quad (2.1)$$

Indeed, for $w \in \mathbb{C}$ with $|w| \geq 1$, we have $\sigma(2w) - \sigma(w) = 2w - \frac{2w}{|2w|} - (w - \frac{w}{|w|}) = w$. For $z \in \mathbb{C}$ with $|z| \leq R$, setting $w = z + R + 1$ so that $|w| \geq 1$ gives $\operatorname{Id}_R(z) = z$.

As the second ingredient, we use the following functions, parameterized by $h > 0$:

$$\operatorname{Im}_h(z) := \frac{-i}{h^2} \left(\operatorname{sgn}(hz + \frac{1}{h}) - 1 \right) \quad \text{and} \quad \operatorname{Re}_h(z) := \frac{1}{h^2} \left(\operatorname{sgn}(hz - \frac{i}{h}) + i \right), \quad z \in \mathbb{C}. \quad (2.2)$$

The next lemma shows that these functions well approximate the functions Re and Im . The proof of Proposition 2 will then consist in showing that Im_h and Re_h can be implemented by modReLU networks.

Lemma 3. *For $z \in \mathbb{C}$ and $0 < h < \frac{1}{2+2|z|}$, we have*

$$\left| \operatorname{Im}(z) - \operatorname{Im}_h(z) \right| \leq 2h|z| \quad \text{and} \quad \left| \operatorname{Re}(z) - \operatorname{Re}_h(z) \right| \leq 2h|z|. \quad (2.3)$$

Proof. Define $w := hz + \frac{1}{h}$. If $\operatorname{Im}(z) = 0$, then $w \in (0, \infty)$ and hence $\operatorname{sgn}(w) - 1 = 0 = \operatorname{Im}(z)$, so that the first part of Equation (2.3) is true. Hence, we can assume in what follows that $\operatorname{Im}(z) \neq 0$. Now, note by choice of h that $0 < h < \frac{1}{2}$ and $h|z| < \frac{1}{2}$, which shows that $|1 + zh^2| \geq 1 - h \cdot h|z| \geq \frac{3}{4}$ and therefore also $|w| = \frac{1}{h}|1 + h^2z| \geq \frac{3}{4}\frac{1}{h}$.

As a consequence, we see

$$\begin{aligned} \left| \frac{1}{h^2} \frac{1}{|w|} - \frac{1}{h} \right| &= \frac{1}{h} \cdot \left| \frac{1}{h|h^{-1} + hz|} - 1 \right| = \frac{1}{h} \cdot \left| \frac{1}{|1 + h^2z|} - 1 \right| \\ &= \frac{1}{h} \cdot \frac{|1 - |1 + h^2z||}{|1 + h^2z|} \leq \frac{1}{h} \frac{h^2|z|}{3/4} = \frac{4}{3}h|z| \leq \frac{2}{3} \leq 1. \end{aligned}$$

Because of $\operatorname{Im}(w) = h \operatorname{Im}(z) \neq 0$, this implies

$$\begin{aligned} \left| \frac{1}{h^2} \operatorname{Im}(w/|w|) - \operatorname{Im}(z) \right| &= h \cdot |\operatorname{Im}(z)| \cdot \left| \frac{1}{h^2} \frac{\operatorname{Im}(w/|w|)}{\operatorname{Im}(w)} - \frac{1}{h} \right| \\ &= h \cdot |\operatorname{Im}(z)| \cdot \left| \frac{1}{h^2} \frac{1}{|w|} - \frac{1}{h} \right| \leq h|z|. \end{aligned}$$

Next, note

$$\operatorname{Re}(w) = \frac{1}{h}(1 + h^2 \operatorname{Re}(z)) \geq \frac{1}{h}(1 - h \cdot h|z|) \geq \frac{1}{h}(1 - \frac{1}{2} \cdot \frac{1}{2}) = \frac{3}{4} \frac{1}{h} > 0.$$

Hence, $\operatorname{Re}(w) + |w| \geq 2 \operatorname{Re}(w) \geq \frac{3}{2} \frac{1}{h}$. Since also $|\operatorname{Im}(w)| = h |\operatorname{Im}(z)| \leq h|z|$, we thus see

$$|\operatorname{Re}(w) - |w|| = \frac{|(\operatorname{Re}(w) - |w|)(\operatorname{Re}(w) + |w|)|}{|\operatorname{Re}(w) + |w||} = \frac{|(\operatorname{Re}(w))^2 - |w|^2|}{|\operatorname{Re}(w) + |w||} \leq \frac{|\operatorname{Im}(w)|^2}{\frac{3}{2} \frac{1}{h}}$$

and hence $|\operatorname{Re}(w) - |w|| \leq \frac{2}{3} h^3 |z|^2$. Combining this with the estimate $|w| \geq \frac{3}{4} \frac{1}{h}$ from the beginning of the proof, we see

$$\frac{1}{h^2} \left| \operatorname{Re}(w/|w|) - 1 \right| = \frac{1}{h^2} \left| \frac{\operatorname{Re}(w) - |w|}{|w|} \right| \leq \frac{1}{h^2} \frac{\frac{2}{3} h^3 |z|^2}{\frac{3}{4} \frac{1}{h}} = \frac{4}{3} \frac{2}{3} h^2 |z|^2 \leq h^2 |z|^2.$$

Combining everything, we see

$$\begin{aligned} \left| \operatorname{Im}(z) - \frac{-i}{h^2} \left(\operatorname{sgn}(h^{-1} + hz) - 1 \right) \right| &= \left| \frac{-i}{h^2} \left(\frac{w}{|w|} - 1 \right) - \operatorname{Im}(z) \right| \\ &\leq \left| \frac{-i}{h^2} \cdot i \cdot \operatorname{Im} \left(\frac{w}{|w|} \right) - \operatorname{Im}(z) \right| + \left| \frac{-i}{h^2} \left(\operatorname{Re} \left(\frac{w}{|w|} \right) - 1 \right) \right| \\ &\leq \left| \frac{1}{h^2} \operatorname{Im}(w/|w|) - \operatorname{Im}(z) \right| + \frac{1}{h^2} \left| \operatorname{Re}(w/|w|) - 1 \right| \\ &\leq h|z| + h^2 |z|^2 \leq 2h|z|, \end{aligned}$$

proving the first estimate in Equation (2.3). To prove the second estimate in Equation (2.3), simply note that $\operatorname{Re}(z) = \operatorname{Im}(iz)$ and $\operatorname{sgn}(iw) = i \operatorname{sgn}(w)$, whence

$$\begin{aligned} 2h|z| = 2h|iz| &\geq \left| \operatorname{Im}(iz) - \frac{-i}{h^2} \left(\operatorname{sgn}(h^{-1} + hiz) - 1 \right) \right| \\ &= \left| \operatorname{Re}(z) - \frac{-i}{h^2} \left(i \operatorname{sgn}(hz - \frac{i}{h}) + ii \right) \right| = \left| \operatorname{Re}(z) - \frac{1}{h^2} \left(\operatorname{sgn}(hz - \frac{i}{h}) + i \right) \right|, \end{aligned}$$

as claimed. \square

Proof of Proposition 2. Set $h := \frac{\varepsilon}{2+2R}$, noting that indeed $0 < h < \frac{1}{2+2|z|}$ and $h|z| \leq \frac{\varepsilon}{2}$ whenever $|z| \leq R$. Note that $w := hz - \frac{i}{h}$ satisfies $|w| \leq \frac{1}{h} + h|z| \leq \frac{2}{h} =: R'$ and $|w| = |hz - \frac{i}{h}| \geq \frac{1}{h} - h|z| \geq 2 - \frac{1}{2} \geq 1$, so that $\operatorname{sgn}(w) = w - \sigma(w) = \operatorname{Id}_{R'}(w) - \sigma(w)$, with $\operatorname{Id}_{R'}$ as in Equation (2.1). Then it is not hard to see that

$$\begin{aligned} \operatorname{Re}_h(z) &= h^{-2} \cdot (\operatorname{Id}_{R'}(w) - \sigma(w) + i) \\ &= h^{-2} \cdot \left(\sigma(2hz + \frac{4}{h} + 2 - \frac{2i}{h}) - \sigma(hz + \frac{2}{h} + 1 - \frac{i}{h}) - \sigma(hz - \frac{i}{h}) + i - \frac{2}{h} - 1 \right) \\ &=: \operatorname{Re}_{R,\varepsilon}(z), \end{aligned}$$

where the right-hand side is a shallow σ -network with three neurons and all weights bounded by $\max\{\frac{8}{h}, \frac{4}{h^3}\} \leq C \cdot \frac{R^3}{\varepsilon^3}$, for an absolute constant $C > 0$. Finally Lemma 3 easily shows $|\operatorname{Re}(z) - \operatorname{Re}_{R,\varepsilon}(z)| \leq \varepsilon$ for all $z \in \mathbb{C}$ with $|z| \leq R$. The claim concerning the approximation of $\operatorname{Im}(z)$ is shown similarly. \square

3 Approximating squared real and imaginary part

The main result of this section is Proposition 6 below, showing that modReLU networks with $\mathcal{O}(\ln(1/\varepsilon))$ layers and $\mathcal{O}(\ln^2(1/\varepsilon))$ weights can approximate the function $z \mapsto (\operatorname{Re}(z))^2$ up to error ε .

As the first part of the proof, we show that modReLU networks can approximate functions of the form $z \mapsto \varrho(\operatorname{Re}(z) + c)$ with the usual ReLU ϱ ; this will then allow us to use the approximation of the square function by ReLU networks as derived in [26].

Proposition 4. *For any $R \geq 1$, $c \in \mathbb{R}$, and $\varepsilon \in (0, 1)$, there exist 2-layer σ -networks $\varrho_{R,\varepsilon}^{\operatorname{Re},c}, \varrho_{R,\varepsilon}^{\operatorname{Im},c}$ with 4 neurons and 13 weights, all bounded in absolute value by $C R^3/\varepsilon^3 + |c|$ (with an absolute constant C), satisfying $|\varrho_{R,\varepsilon}^{\operatorname{Re},c}(z) - \varrho(\operatorname{Re}(z) + c)| \leq \varepsilon$ and $|\varrho_{R,\varepsilon}^{\operatorname{Im},c}(z) - \varrho(\operatorname{Im}(z) + c)| \leq \varepsilon$ for all $z \in \mathbb{C}$ with $|z| \leq R$.*

Proof. Let us first prove the statement for $\varrho_{R,\varepsilon}^{\operatorname{Re},c}$. Note that σ is 1-Lipschitz since

$$|\sigma(z) - \sigma(w)| = \begin{cases} 0 & \text{if } |z|, |w| \leq 1, \\ |\sigma(z)| = |z| - 1 \leq |z| - |w| \leq |z - w| & \text{if } |w| \leq 1 < |z|, \\ |\sigma(w)| = |w| - 1 \leq |w| - |z| \leq |w - z| & \text{if } |z| \leq 1 < |w|, \\ |(z - \frac{z}{|z|}) - (w - \frac{w}{|w|})| \leq |z - w| & \text{else,} \end{cases}$$

where we used the law of cosines for the last part: indeed, if we denote the angle between z and w by α , then this is also the angle between $z - \frac{z}{|z|}$ and $w - \frac{w}{|w|}$, so that we see for $|z|, |w| > 1$ that

$$\begin{aligned} |(z - \frac{z}{|z|}) - (w - \frac{w}{|w|})|^2 &= (|z| - 1)^2 + (|w| - 1)^2 - 2(|z| - 1)(|w| - 1) \cos(\alpha) \\ &= |z|^2 + |w|^2 - 2|z||w| \cos(\alpha) - (2|z| + 2|w| - 2)(1 - \cos(\alpha)) \\ &\leq |z|^2 + |w|^2 - 2|z||w| \cos(\alpha) = |z - w|^2. \end{aligned}$$

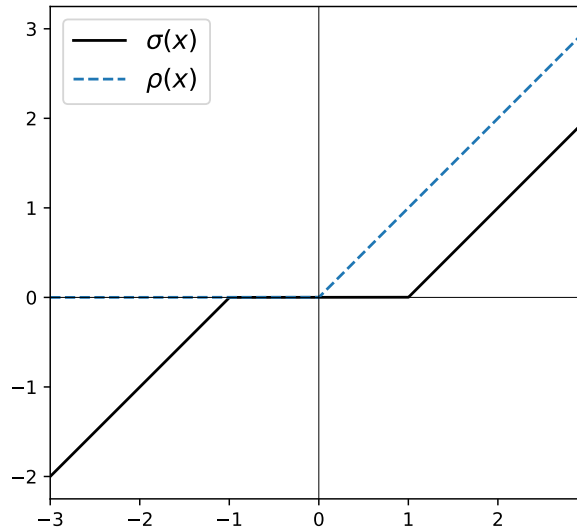


Figure 1: A plot of the modReLU function σ , on the interval $[-3, 3]$. The plot shows that $\sigma(x + 1) = \varrho(x)$ for $x \in [-2, \infty)$.

Now, set $h := 1/(2(R + |c|))$ and define

$$\varrho_{R,\varepsilon}^{\text{Re},c} := \frac{1}{h} \sigma(1 + h \cdot (\text{Re}_{R,\varepsilon}(z) + c)),$$

where $\text{Re}_{R,\varepsilon}$ is the network from Proposition 2. Now, a direct computation (see also Figure 1) shows that $\sigma(x+1) = \varrho(x)$ for $x \in [-2, \infty)$. Because of $|h \cdot (\text{Re}(z) + c)| \leq h \cdot (|z| + |c|) \leq \frac{1}{2}$, this implies $\frac{1}{h} \sigma(1 + h \cdot (\text{Re}(z) + c)) = \frac{1}{h} \varrho(h \cdot (\text{Re}(z) + c)) = \varrho(\text{Re}(z) + c)$. Combined with the 1-Lipschitz continuity of σ , this implies

$$\begin{aligned} |\varrho(\text{Re}(z) + c) - \varrho_{R,\varepsilon}^{\text{Re},c}(z)| &= \left| \frac{1}{h} \sigma(1 + h(\text{Re}(z) + c)) - \frac{1}{h} \sigma(1 + h(\text{Re}_{R,\varepsilon}(z) + c)) \right| \\ &\leq |\text{Re}(z) - \text{Re}_{R,\varepsilon}(z)| \leq \varepsilon. \end{aligned}$$

Based on the properties of $\text{Re}_{R,\varepsilon}$ from Proposition 2, it is easy to see that $\varrho_{R,\varepsilon}^{\text{Re},c}$ is implemented by a 2-layer σ -network with 4 neurons and 13 weights, all bounded in absolute value by $|c| + CR^3/\varepsilon^3$. The construction of $\varrho_{R,\varepsilon}^{\text{Im},c}$ is similar, replacing $\text{Re}_{R,\varepsilon}(z)$ with $\text{Im}_{R,\varepsilon}(z)$. \square

Our next goal is to construct σ -networks approximating the function $z \mapsto (\text{Re } z)^2$. This will be based on combining the preceding lemma with the approximation of the real function $x \mapsto x^2$ by ReLU networks, as presented in [26].

The construction in [26] is based on the following auxiliary functions, some of them shown in Figure 2:

$$\begin{aligned} g : \mathbb{R} &\rightarrow \mathbb{R}, & g(x) &:= 2\varrho(x) - 4\varrho(x - \tfrac{1}{2}) + 2\varrho(x - 1), \\ g_s : \mathbb{R} &\rightarrow \mathbb{R}, & g_s(x) &:= \underbrace{g \circ \dots \circ g}_s(x) \quad \text{for } s \in \mathbb{N}, \\ f_m : \mathbb{R} &\rightarrow \mathbb{R}, & f_m(x) &:= x - \sum_{s=1}^m \frac{g_s(x)}{2^{2s}} \quad \text{for } m \in \mathbb{N} \cup \{0\}. \end{aligned}$$

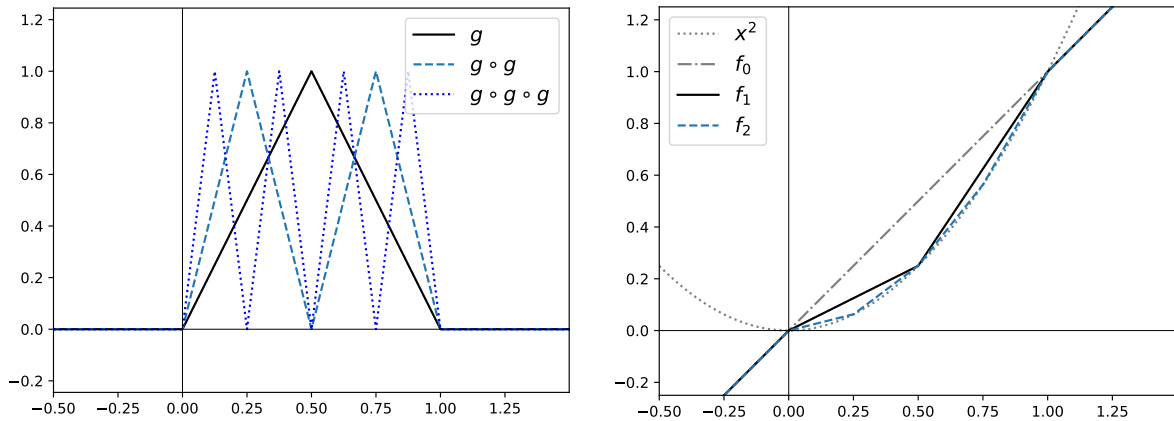


Figure 2: A plot of the function g , its compositions $g \circ g$ and $g \circ g \circ g$, and the square approximations f_m , for $m = 0, 1, 2$. Evidently, g is 2-Lipschitz and $f_m(x) = x$ for $x \notin [0, 1]$.

It is easily seen (cf. [26, Proposition 2]) that

$$|x^2 - f_m(x)| \leq 2^{-2m-2} \quad \text{for } 0 \leq x \leq 1. \quad (3.1)$$

Further, using the functions $\varrho_{R,\varepsilon}^{\text{Re},c}$ from Proposition 4, we define for $z \in \mathbb{C}$,

$$\begin{aligned} g^{\text{Re}}(z) &:= g(\text{Re}(z)) = 2\varrho(\text{Re}(z)) - 4\varrho(\text{Re}(z) - \tfrac{1}{2}) + 2\varrho(\text{Re}(z) - 1), \\ g^{\text{Re},s}(z) &:= \underbrace{g^{\text{Re}} \circ \dots \circ g^{\text{Re}}}_{s\text{-times}}(z) = g_s(\text{Re}(z)) \quad (\text{since } g : \mathbb{R} \rightarrow \mathbb{R}), \\ g_{R,\varepsilon}^{\text{Re}}(z) &:= 2\varrho_{R,\varepsilon}^{\text{Re},0} - 4\varrho_{R,\varepsilon}^{\text{Re},-0.5} + 2\varrho_{R,\varepsilon}^{\text{Re},-1}, \\ g_{R,\varepsilon}^{\text{Re},s}(z) &:= \underbrace{g_{R,\varepsilon}^{\text{Re}} \circ \dots \circ g_{R,\varepsilon}^{\text{Re}}}_{s\text{-times}}(z). \end{aligned}$$

As is clear from Figure 2, the function $g : \mathbb{R} \rightarrow \mathbb{R}$ is 2-Lipschitz, which in turn implies that $g^{\text{Re}} : \mathbb{C} \rightarrow \mathbb{C}$ is 2-Lipschitz; indeed, $|g(\text{Re}(z)) - g(\text{Re}(z'))| \leq 2|\text{Re}(z) - \text{Re}(z')| \leq 2|z - z'|$ for $z, z' \in \mathbb{C}$. As the last preparation for the proof of Proposition 6, we need the following technical bound concerning the size of $g_{R,\varepsilon}^{\text{Re},s}(z)$.

Lemma 5. *For any $R \geq 1$, $0 < \varepsilon < \frac{R}{8}$, and $s, m \in \mathbb{N}$, we have*

$$|g_{R+m,\varepsilon}^{\text{Re},s}(z)| \leq R + 1,$$

for all $z \in \mathbb{C}$ with $|z| \leq R$.

Proof. It follows from Proposition 4 that if $0 < \varepsilon < \frac{R}{8}$ and $|z| \leq R + 1 \leq R + m$, then

$$|g_{R+m,\varepsilon}^{\text{Re}}(z) - g^{\text{Re}}(z)| \leq (2 + 4 + 2)\varepsilon \leq R.$$

Since $|g^{\text{Re}}(z)| = |g(\text{Re}(z))| \leq 1$ for all $z \in \mathbb{C}$ (see Figure 2), we have that

$$|g_{R+m,\varepsilon}^{\text{Re}}(z)| \leq |g_{R+m,\varepsilon}^{\text{Re}}(z) - g^{\text{Re}}(z)| + |g^{\text{Re}}(z)| \leq R + 1 \quad \forall z \in \mathbb{C} \text{ with } |z| \leq R + 1.$$

This shows that $g_{R+m,\varepsilon}^{\text{Re}}$ maps $\{z \in \mathbb{C} : |z| \leq R + 1\}$ into itself. It then follows by induction that $g_{R+m,\varepsilon}^{\text{Re},s}$ maps $\{z \in \mathbb{C} : |z| \leq R + 1\}$ into itself, and this easily implies the claim. \square

Proposition 6. *Let $R \geq 3$. For $z \in \mathbb{C}$ with $|z| \leq R$ and $|\text{Re}(z)| \leq 1$, the function $\text{Re}(z)^2$ can be approximated with any error $0 < \varepsilon < \min\{1, \frac{R}{8}\}$ by a σ -network whose depth is $\mathcal{O}(\log(\frac{1}{\varepsilon}))$, whose number of weights, and computation units are $\mathcal{O}(\log(\frac{1}{\varepsilon})^2)$, and whose weights are bounded by $\mathcal{O}(\varepsilon^{-3}(R + \log(\frac{1}{\varepsilon}))^3)$.*

Proof. Let $0 < \varepsilon < \frac{R}{8}$ and let $m \in \mathbb{N}$ be an integer that is to be determined later. First note that by Proposition 4, we have for any $|z| \leq R + m$ that

$$|g^{\text{Re}}(z) - g_{R+m,\varepsilon}^{\text{Re}}(z)| \leq (2 + 4 + 2)\varepsilon = 8\varepsilon. \quad (3.2)$$

Since g^{Re} is 2-Lipschitz, we thus get for $|z| \leq R$ that

$$\begin{aligned}
& \left| g^{\text{Re},s}(z) - g_{R+m,\varepsilon}^{\text{Re},s}(z) \right| \\
&= \left| g^{\text{Re}} \circ \dots \circ g^{\text{Re}}(z) - g_{R+m,\varepsilon}^{\text{Re}} \circ \dots \circ g_{R+m,\varepsilon}^{\text{Re}}(z) \right| \\
&\leq \left| g^{\text{Re}} \circ \dots \circ g^{\text{Re}}(z) - g^{\text{Re}} \circ \dots \circ g^{\text{Re}} \circ g_{R+m,\varepsilon}^{\text{Re}}(z) \right| \\
&\quad + \left| g^{\text{Re}} \circ \dots \circ g^{\text{Re}} \circ g_{R+m,\varepsilon}^{\text{Re}}(z) - g^{\text{Re}} \circ \dots \circ g^{\text{Re}} \circ g_{R+m,\varepsilon}^{\text{Re}} \circ g_{R+m,\varepsilon}^{\text{Re}}(z) \right| \\
&\quad + \dots + \left| g^{\text{Re}} \circ g_{R+m,\varepsilon}^{\text{Re}} \circ \dots \circ g_{R+m,\varepsilon}^{\text{Re}}(z) - g_{R+m,\varepsilon}^{\text{Re}} \circ \dots \circ g_{R+m,\varepsilon}^{\text{Re}}(z) \right| \\
&\leq 2^{s-1} \left| g^{\text{Re}}(z) - g_{R+m,\varepsilon}^{\text{Re}}(z) \right| + 2^{s-2} \left| g^{\text{Re}}(g_{R+m,\varepsilon}^{\text{Re}}(z)) - g_{R+m,\varepsilon}^{\text{Re}}(g_{R+m,\varepsilon}^{\text{Re}}(z)) \right| \\
&\quad + \dots + \left| g^{\text{Re}}(g_{R+m,\varepsilon}^{\text{Re},s-1}(z)) - g_h^{\text{Re}}(g_{R+m,\varepsilon}^{\text{Re},s-1}(z)) \right| \\
&\leq 8\varepsilon \left(2^{s-1} + 2^{s-2} + \dots + 1 \right) \\
&\leq 8\varepsilon \cdot 2^s,
\end{aligned}$$

where we used (3.2) and Lemma 5 in the second last step.

Now, using the function Id_R from Equation (2.1), for $z \in \mathbb{C}$ define

$$f_{m,R,\varepsilon}(z) := \text{Re}_{R,\varepsilon} \circ \text{Id}_R \circ \dots \circ \text{Id}_R(z) - \sum_{s=1}^m \frac{g_{R+m,\varepsilon}^{\text{Re},s} \circ \text{Id}_R \circ \dots \circ \text{Id}_R(z)}{4^s},$$

where the number of the ‘‘factors’’ Id_R is chosen such that all networks have the same depth $2m$. It then follows for $m \in \mathbb{N}$ and $|z| \leq R$ that

$$\begin{aligned}
|f_m(\text{Re}(z)) - f_{m,R,\varepsilon}(z)| &\leq |\text{Re}(z) - \text{Re}_{R,\varepsilon}(z)| + \sum_{s=1}^m \frac{|g^{\text{Re},s}(z) - g_{R+m,\varepsilon}^{\text{Re},s}(z)|}{4^s} \\
&\leq \varepsilon + 8\varepsilon \sum_{s=1}^m 2^{-s} \leq 9\varepsilon.
\end{aligned} \tag{3.3}$$

Setting $m = \lceil \frac{1}{2} \log(\frac{1}{\varepsilon}) / \log 2 - 1 \rceil$ (so that $2^{-2m-2} \leq \varepsilon$) and combining (3.1) and (3.3), we deduce that for $|z| \leq R$ with $0 \leq \text{Re}(z) \leq 1$,

$$|\text{Re}(z)^2 - f_{m,R,\varepsilon}(z)| \leq |\text{Re}(z)^2 - f_m(\text{Re}(z))| + |f_m(\text{Re}(z)) - f_{m,R,\varepsilon}(z)| \leq 10\varepsilon. \tag{3.4}$$

We will now extend this result to $z \in \mathbb{C}$ with $|z| \leq R$ and $|\text{Re}(z)| \leq 1$. Define

$$\text{Abs}_{R,\varepsilon}^{\text{Re}}(z) := \varrho_{R,\varepsilon}^{\text{Re},0}(z) + \varrho_{R,\varepsilon}^{\text{Re},0}(-z) \quad \text{for } z \in \mathbb{C}.$$

Since $|x| = \varrho(x) + \varrho(-x)$ for $x \in \mathbb{R}$, it follows from Proposition 4 that for $|z| \leq R$,

$$\left| |\text{Re}(z)| - \text{Abs}_{R,\varepsilon}^{\text{Re}}(z) \right| \leq 2\varepsilon, \tag{3.5}$$

which implies $||\text{Re}(z)| - \text{Re}(\text{Abs}_{R,\varepsilon}^{\text{Re}}(z))| \leq 2\varepsilon$ and $|\text{Abs}_{R,\varepsilon}^{\text{Re}}(z)| \leq |\text{Re}(z)| + 2\varepsilon \leq 1 + 2\varepsilon \leq R$ if $|\text{Re}(z)| \leq 1$. Therefore, if $|z| \leq R$, $|\text{Re}(z)| \leq 1$, and $\text{Re}(\text{Abs}_{R,\varepsilon}^{\text{Re}}(z)) \in [0, 1]$, then

$$\begin{aligned}
& |\text{Re}(z)^2 - f_{m,R,\varepsilon}(\text{Abs}_{R,\varepsilon}^{\text{Re}}(z))| \\
&\leq |\text{Re}(z)^2 - \text{Re}(\text{Abs}_{R,\varepsilon}^{\text{Re}}(z))^2| + |\text{Re}(\text{Abs}_{R,\varepsilon}^{\text{Re}}(z))^2 - f_{m,R,\varepsilon}(\text{Abs}_{R,\varepsilon}^{\text{Re}}(z))| \\
&\leq (|\text{Re}(z)| + |\text{Abs}_{R,\varepsilon}^{\text{Re}}(z)|) \cdot ||\text{Re}(z)| - \text{Re}(\text{Abs}_{R,\varepsilon}^{\text{Re}}(z))| + |\text{Re}(\text{Abs}_{R,\varepsilon}^{\text{Re}}(z))^2 - f_{m,R,\varepsilon}(\text{Abs}_{R,\varepsilon}^{\text{Re}}(z))| \\
&\leq (1 + (1 + 2\varepsilon)) \cdot 2\varepsilon + 10\varepsilon \quad \text{by (3.4)} \\
&\leq 18\varepsilon.
\end{aligned}$$

Now assume that $|z| \leq R$, $|\operatorname{Re}(z)| \leq 1$, and $\operatorname{Re}(\operatorname{Abs}_{R,\varepsilon}^{\operatorname{Re}}(z)) \notin [0, 1]$. Then (3.5) implies

$$\left| |\operatorname{Re}(z)| - \operatorname{Re}(\operatorname{Abs}_{R,\varepsilon}^{\operatorname{Re}}(z)) \right| \leq 2\varepsilon,$$

and since $|\operatorname{Re}(z)| \in [0, 1]$ and $\operatorname{Re}(\operatorname{Abs}_{R,\varepsilon}^{\operatorname{Re}}(z)) \notin [0, 1]$, we have either $|\operatorname{Re}(z)| \in [0, 2\varepsilon]$ or $|\operatorname{Re}(z)| \in [1 - 2\varepsilon, 1]$. In the former case we have $|\operatorname{Re}(z)| \leq 2\varepsilon$ and $0 \leq 1 - |\operatorname{Re}(z)| \leq 1$, while in the latter we have $|\operatorname{Re}(z)| \leq 1$ and $0 \leq 1 - |\operatorname{Re}(z)| \leq 2\varepsilon$. In both cases, we get

$$|\operatorname{Re}(z)| \cdot (1 - |\operatorname{Re}(z)|) \leq 2\varepsilon.$$

Also, since $f_m(x) = x$ for $m \in \mathbb{N} \cup \{0\}$ and $x \notin [0, 1]$, and since $|\operatorname{Abs}_{R,\varepsilon}^{\operatorname{Re}}(z)| \leq 1 + 2\varepsilon \leq 3 \leq R$, it follows from (3.3) that

$$\begin{aligned} \left| \operatorname{Re}(\operatorname{Abs}_{R,\varepsilon}^{\operatorname{Re}}(z)) - f_{m,R,\varepsilon}(\operatorname{Abs}_{R,\varepsilon}^{\operatorname{Re}}(z)) \right| &= \left| f_m(\operatorname{Re}(\operatorname{Abs}_{R,\varepsilon}^{\operatorname{Re}}(z))) - f_{m,R,\varepsilon}(\operatorname{Abs}_{R,\varepsilon}^{\operatorname{Re}}(z)) \right| \\ &\leq 10\varepsilon. \end{aligned}$$

Combining the above, we have

$$\begin{aligned} & \left| \operatorname{Re}(z)^2 - f_{m,R,\varepsilon}(\operatorname{Abs}_{R,\varepsilon}^{\operatorname{Re}}(z)) \right| \\ & \leq \left| \operatorname{Re}(z)^2 - |\operatorname{Re}(z)| \right| + \left| |\operatorname{Re}(z)| - \operatorname{Re}(\operatorname{Abs}_{R,\varepsilon}^{\operatorname{Re}}(z)) \right| + \left| \operatorname{Re}(\operatorname{Abs}_{R,\varepsilon}^{\operatorname{Re}}(z)) - f_{m,R,\varepsilon}(\operatorname{Abs}_{R,\varepsilon}^{\operatorname{Re}}(z)) \right| \\ & \leq |\operatorname{Re}(z)| \cdot (1 - |\operatorname{Re}(z)|) + 2\varepsilon + 10\varepsilon \\ & \leq 14\varepsilon. \end{aligned}$$

Therefore, we conclude that if $z \in \mathbb{C}$ with $|z| \leq R$ and $|\operatorname{Re}(z)| \leq 1$, then $|\operatorname{Re}(z)^2 - f_{m,R,\varepsilon}(\operatorname{Abs}_{R,\varepsilon}^{\operatorname{Re}}(z))| \leq 18\varepsilon$.

Finally, let us count the layers and weights of $f_{m,R,\varepsilon}(\operatorname{Abs}_{R,\varepsilon}^{\operatorname{Re}}(z))$ and determine a bound for the size of weights. By Proposition 4, $\operatorname{Abs}_{R,\varepsilon}^{\operatorname{Re}}(z)$ is a 2-layer σ -network with 8 neurons and 26 weights which can be bounded in absolute value by CR^3/ε^3 . Similarly, the function $f_{m,R,\varepsilon}(z)$ is a $2m$ -layer σ -network with $C'm^2$ neurons and weights that are bounded by $C(R+m)^3/\varepsilon^3$. Collecting these numbers with $m = \mathcal{O}(\log(\frac{1}{\varepsilon}))$ yields the claim. \square

4 Approximating products of real (resp. imaginary) parts

Following the same argument as in [26, Proposition 3] (note that $f_{m,h}(z) = 0 = \operatorname{Re}(z)^2$ if $\operatorname{Re}(z) = 0$ by the properties of Re_h), we hence deduce the following. The corresponding results for imaginary parts is obtained by replacing Re with Im .

Proposition 7. *Given $R \geq 3$, $M \geq 1$, and $\varepsilon \in (0, \frac{3}{8})$, there is a σ -network with two input units that implements a function $\tilde{\times}_{\operatorname{Re}}: \mathbb{C}^2 \rightarrow \mathbb{C}$ such that*

1. *for any inputs $z, w \in \mathbb{C}$ with $|z|, |w| \leq R$ and $|\operatorname{Re}(z)|, |\operatorname{Re}(w)| < M$ we have $|\tilde{\times}_{\operatorname{Re}}(z, w) - \operatorname{Re}(z)\operatorname{Re}(w)| \leq \varepsilon$;*
2. *the depth is $\mathcal{O}(\log(\frac{M^2}{\varepsilon}))$, the numbers of weights and computation units are $\mathcal{O}(\log(\frac{M^2}{\varepsilon})^2)$ and all weights are bounded in absolute value by $\mathcal{O}(M^8\varepsilon^{-3}(R + \log(\frac{M^2}{\varepsilon}))^3)$.*

Proof. Let $\Phi_{R,\varepsilon}$ be the network in the statement of Proposition 6. Given $M \geq 1$ and $\varepsilon \in (0, \frac{R}{8})$, we set

$$\tilde{\times}_{\operatorname{Re}}(z, w) := 2M^2 \left(\Phi_{R,\varepsilon}\left(\frac{z+w}{2M}\right) - \Phi_{R,\varepsilon}\left(\frac{z}{2M}\right) - \Phi_{R,\varepsilon}\left(\frac{w}{2M}\right) \right), \quad z, w \in \mathbb{C}.$$

For any $z, w \in \mathbb{C}$, we have

$$\operatorname{Re}(z) \operatorname{Re}(w) = 2M^2 \left(\operatorname{Re}\left(\frac{z+w}{2M}\right)^2 - \operatorname{Re}\left(\frac{z}{2M}\right)^2 - \operatorname{Re}\left(\frac{w}{2M}\right)^2 \right),$$

such that if $|z|, |w| \leq R$, $|\operatorname{Re}(z)| \leq M$, and $|\operatorname{Re}(w)| \leq M$, we have

$$\begin{aligned} & \left| \operatorname{Re}(z) \operatorname{Re}(w) - \tilde{\times}_{\operatorname{Re}}(z, w) \right| \\ & \leq 2M^2 \left(\left| \operatorname{Re}\left(\frac{z+w}{2M}\right)^2 - \Phi_{R,\varepsilon}\left(\frac{z+w}{2M}\right) \right| + \left| \operatorname{Re}\left(\frac{z}{2M}\right)^2 - \Phi_{R,\varepsilon}\left(\frac{z}{2M}\right) \right| + \left| \operatorname{Re}\left(\frac{w}{2M}\right)^2 - \Phi_{R,\varepsilon}\left(\frac{w}{2M}\right) \right| \right) \\ & \leq 6M^2\varepsilon \end{aligned}$$

Replacing ε with $\frac{\varepsilon}{6M^2}$ in Proposition 6 gives the corresponding order of depth, number of weights, and computation units. \square

It is straightforward to derive from Proposition 7 an approximation for complex scalar products.

Corollary 8. *Given $R \geq 3$, $M \geq 1$, and $\varepsilon \in (0, \frac{3}{8})$, there is a σ -network with two input units that implements a function $\tilde{\times} : \mathbb{C}^2 \rightarrow \mathbb{C}$ such that*

1. *for any inputs $z, w \in \mathbb{C}$ with $|z|, |w| \leq R$ and $|\operatorname{Re}(z)|, |\operatorname{Re}(w)| < M$ we have $|\tilde{\times}(z, w) - zw| \leq \varepsilon$;*
2. *the depth is $\mathcal{O}\left(\log\left(\frac{M^2}{\varepsilon}\right)\right)$, the numbers of weights and computation units are $\mathcal{O}\left(\log\left(\frac{M^2}{\varepsilon}\right)^2\right)$ and all weights are bounded in absolute value by $\mathcal{O}\left(M^8\varepsilon^{-3}\left(R + \log\left(\frac{M^2}{\varepsilon}\right)\right)^3\right)$.*

Proof. Note that

$$\begin{aligned} zw &= \operatorname{Re}(z) \operatorname{Re}(w) - \operatorname{Im}(z) \operatorname{Im}(w) + i(\operatorname{Re}(z) \operatorname{Im}(w) + \operatorname{Im}(z) \operatorname{Re}(w)) \\ &= \operatorname{Re}(z) \operatorname{Re}(w) - \operatorname{Re}(-iz) \operatorname{Re}(-iw) + i(\operatorname{Re}(z) \operatorname{Re}(-iw) + \operatorname{Re}(-iz) \operatorname{Re}(w)). \end{aligned}$$

Then by Proposition 7, the function

$$\tilde{\times}(z, w) := \tilde{\times}_{\operatorname{Re}}(z, w) - \tilde{\times}_{\operatorname{Re}}(-iz, -iw) + i(\tilde{\times}_{\operatorname{Re}}(z, -iw) + \tilde{\times}_{\operatorname{Re}}(-iz, w)) \quad (4.1)$$

satisfies $|\tilde{\times}(z, w) - zw| \leq 4\varepsilon$ for every $z, w \in \mathbb{C}$ with $|z|, |w| \leq M$. \square

5 Partition of unity

Define the function $\psi^{\operatorname{Re}}, \psi^{\operatorname{Im}} : \mathbb{C} \rightarrow \mathbb{C}$ by $\psi^{\operatorname{Re}}(z) := 1 - \sigma\left(z + \frac{1}{2}\right) + \sigma\left(z - \frac{1}{2}\right)$ and furthermore $\psi^{\operatorname{Im}}(z) := i - \sigma\left(z + \frac{1}{2}i\right) + \sigma\left(z - \frac{1}{2}i\right)$. Note that for $x \in \mathbb{R}$ we have

$$\psi^{\operatorname{Re}}(x) = \begin{cases} 1 & \text{if } |x| \leq \frac{1}{2} \\ \frac{3}{2} - |x| & \text{if } \frac{1}{2} \leq |x| \leq \frac{3}{2} \\ 0 & \text{if } |x| \geq \frac{3}{2} \end{cases} \quad (5.1)$$

and similarly for $x \in i\mathbb{R}$ for ψ^{Im} (as ψ^{Im} is just a rotation by $\frac{\pi}{2}$ of ψ^{Re}).

Let $N \geq 1$ be a natural number. For $m \in \{0, 1, \dots, 2N\}$ define the functions $\phi_m^{\operatorname{Re}} : \mathbb{C} \rightarrow \mathbb{C}$ by $\phi_m^{\operatorname{Re}}(z) = \psi^{\operatorname{Re}}\left(4N\left(z - \frac{m}{2N}\right)\right)$. It is not difficult to see that on the unit interval $[0, 1] \subset \mathbb{R} \subset \mathbb{C}$, the $\phi_m^{\operatorname{Re}}$ form a partition of unity; see Figure 3. Similarly, defining $\phi_m^{\operatorname{Im}}(z) := \psi^{\operatorname{Im}}\left(4N\left(z - \frac{m}{2N}\right)\right)$ for $m \in \{0, i, \dots, 2Ni\}$, we see that the $\phi_m^{\operatorname{Im}}$ form a partition of unity on the imaginary unit interval $i \cdot [0, 1]$.

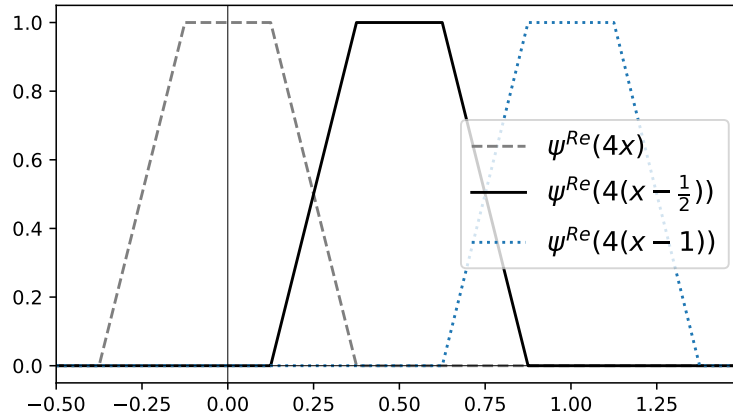


Figure 3: A plot of the function $\psi^{\text{Re}}(4\bullet)$ and its shifts, showing that they form a partition of unity.

6 Main result

In this section, we prove our main result, which we state here once more for the convenience of the reader.

Theorem 9. *For any $d, n \geq 1$ and $\varepsilon \in (0, \frac{3}{8})$ there exists a σ network architecture that can express any function $g \in \mathcal{F}_{n,d}$ with error ε . In other words, one can find a particular realization \tilde{g} of the architecture (a particular weight choice depending on g) satisfying $\|g - \tilde{g}\|_\infty < \varepsilon$. Moreover, \tilde{g} has at most $c \ln(\frac{1}{\varepsilon})$ layers and at most $c \varepsilon^{-\frac{2d}{n}} \ln^2(\frac{1}{\varepsilon})$ weights, each no larger than $c \cdot \varepsilon^{-21d}$, for some constant $c = c(d, n) > 0$.*

Before proving our main result, we will need a technical lemma.

Lemma 10. *Let $\Omega \neq \emptyset$, $M \in \mathbb{N}$, $\varepsilon \in (0, \frac{1}{M+1})$, and $0 < \delta \leq \varepsilon^2$. Suppose that*

- $\tilde{\times} : \mathbb{C}^2 \rightarrow \mathbb{C}$ satisfies $|\tilde{\times}(z, w) - zw| \leq \varepsilon$ for all $|z|, |w| \leq 4$;
- $\alpha_1, \dots, \alpha_M : \Omega \rightarrow \mathbb{C}$ satisfy $|\alpha_j(z)| \leq 1$ for all $z \in \Omega$;
- $\beta_1, \dots, \beta_M : \Omega \rightarrow \mathbb{C}$ with $|\alpha_j(z) - \beta_j(z)| \leq \delta$ for all $z \in \Omega$.

Define inductively $\gamma_1(z) := \beta_1(z)$ and $\gamma_{j+1}(z) := \tilde{\times}(\beta_{j+1}(z), \gamma_j(z))$ for $z \in \Omega$. Then

$$\left| \gamma_M(z) - \prod_{\ell=1}^M \alpha_\ell(z) \right| \leq 3M \varepsilon \quad \forall z \in \Omega.$$

Proof. Define $\theta_j(z) := \prod_{\ell=1}^j \alpha_\ell(z)$ and $\kappa_j := \varepsilon \sum_{\ell=1}^j (1 + \varepsilon)^\ell$. We will show inductively that $|\gamma_j(z) - \theta_j(z)| \leq \kappa_j$. This will imply the claim by taking $j = M$, since we have

$$(1 + \varepsilon)^\ell \leq (1 + \varepsilon)^{M+1} \leq \left(1 + \frac{1}{M+1}\right)^{M+1} \leq e \leq 3$$

and hence $\kappa_j \leq \kappa_M \leq 3M \varepsilon$.

The case $j = 1$ is trivial, since $|\gamma_1(z) - \theta_1(z)| = |\beta_1(z) - \alpha_1(z)| \leq \varepsilon \leq \kappa_1$. For the induction step, first note that

$$\begin{aligned} \kappa_j &\leq \kappa_M = \varepsilon(1 + \varepsilon) \sum_{\ell=0}^{M-1} (1 + \varepsilon)^\ell = \varepsilon(1 + \varepsilon) \frac{(1 + \varepsilon)^M - 1}{(1 + \varepsilon) - 1} \\ &\leq (1 + \varepsilon)^{M+1} \leq \left(1 + \frac{1}{M+1}\right)^{M+1} \leq e \leq 3 \end{aligned}$$

and hence $|\gamma_j(z)| \leq |\theta_j(z)| + \kappa_j \leq 4$, since $|\alpha_\ell(z)| \leq 1$ for all ℓ , and thus $|\theta_j(z)| \leq 1$. Since also $|\beta_{j+1}(z)| \leq \delta + |\alpha_{j+1}(z)| \leq 1 + \delta \leq 4$, we see by choice of $\tilde{\times}$ for any $z \in \Omega$ that

$$\begin{aligned} |\gamma_{j+1}(z) - \theta_{j+1}(z)| &\leq \left| \tilde{\times}(\beta_{j+1}(z), \gamma_j(z)) - \beta_{j+1}(z)\gamma_j(z) \right| \\ &\quad + |\beta_{j+1}(z)\gamma_j(z) - \beta_{j+1}(z)\theta_j(z)| \\ &\quad + |(\beta_{j+1}(z) - \alpha_{j+1}(z))\theta_j(z)| \\ &\leq \varepsilon + |\beta_{j+1}(z)| \cdot \kappa_j + \delta \cdot |\theta_j(z)| \\ &\leq \varepsilon + \delta + (1 + \delta)\kappa_j \leq \varepsilon(1 + \varepsilon) + (1 + \varepsilon)\kappa_j, \end{aligned}$$

where the last step used that $\delta \leq \varepsilon^2 \leq \varepsilon$. Finally, note that by choice of κ_j that $\varepsilon(1 + \varepsilon) + (1 + \varepsilon)\kappa_j = \varepsilon(1 + \varepsilon) + \varepsilon \sum_{\ell=2}^{j+1} (1 + \varepsilon)^\ell = \varepsilon \sum_{\ell=1}^{j+1} (1 + \varepsilon)^\ell = \kappa_{j+1}$. This completes the induction and thus the proof. \square

Proof of Theorem 9. We identify the function $g : Q^d \rightarrow \mathbb{C}$ with the pair of functions $g_{\text{Re}}, g_{\text{Im}} : [0, 1]^{2d} \rightarrow \mathbb{R}$ and we will only explicitly show the approximation of $f := g_{\text{Re}}$, since g_{Im} can be approximated in exactly the same way.

We roughly follow the structure of the proof of Theorem 1 in [26]: In the first step, we approximate f by f_* , a sum of Taylor polynomials subordinate to a partition of unity, constructed with our activation function σ in mind; see Section 5. In the second step we approximate f_* by a realization \tilde{f} of an appropriate architecture. An additional complication over the real setting discussed in [26] is that we cannot access the real and imaginary parts of the inputs of f exactly with a σ network, but only approximatively; see Proposition 2.

Step 1. Let N be an arbitrary natural number. Employing similar notations to [26], we will denote by bold-faced characters ordered pairs (vectors) of coordinates. Given $N \in \mathbb{N}$ (specified precisely in Equation (6.1) below), let us write

$$\bar{N} := \{0, 1, \dots, 2N\}^d \times \{0, i, \dots, 2Ni\}^d.$$

For $\mathbf{m} := (m_1, m_2, \dots, m_{2d}) \in \bar{N}$, we define on $[0, 1]^{2d}$ the function

$$\phi_{\mathbf{m}}(\mathbf{x}) = \prod_{k=1}^d \psi^{\text{Re}}\left(4N \cdot \left(x_k - \frac{m_k}{2N}\right)\right) \prod_{\ell=d+1}^{2d} \psi^{\text{Im}}\left(4N \cdot \left(x_\ell i - \frac{m_\ell}{2N}\right)\right),$$

where $\mathbf{x} = (x_1, \dots, x_d, x_{d+1}, \dots, x_{2d})$ and $\psi^{\text{Re}}, \psi^{\text{Im}}$ are given by Equation (5.1).

As noted before, the $\phi_{\mathbf{m}}$ form a partition of unity and

$$\text{supp}(\phi_{\mathbf{m}}) \subset S_{\mathbf{m}} := \left\{ \mathbf{x} \in \mathbb{R}^{2d} : |x_k - \frac{m_k}{2N}| < \frac{1}{2N} \text{ and } |x_\ell i - \frac{m_\ell}{2N}| < \frac{1}{2N} \text{ for all } 1 \leq k \leq d < \ell \leq 2d \right\}.$$

Now for any $\mathbf{m} \in \bar{N}$, consider the Taylor polynomial of f at the point $\mathbf{x} = \frac{\mathbf{m}}{2N}$ of degree $n - 1$, given by

$$P_{\mathbf{m}}(\bullet) = \sum_{\mathbf{n}: |\mathbf{n}| < n} \frac{D^{\mathbf{n}} f}{\mathbf{n}!} \Big|_{\mathbf{x} = \frac{\mathbf{m}}{2N}} \left(\bullet - \frac{\mathbf{m}}{2N} \right)^{\mathbf{n}}$$

and define

$$f_* = \sum_{\mathbf{m} \in \bar{N}} \phi_{\mathbf{m}} P_{\mathbf{m}}.$$

We can bound the error by

$$\begin{aligned} |f(\mathbf{x}) - f_*(\mathbf{x})| &= \left| \sum_{\mathbf{m}} \phi_{\mathbf{m}}(\mathbf{x}) (f(\mathbf{x}) - P_{\mathbf{m}}(\mathbf{x})) \right| \\ &\leq \sum_{\mathbf{m}: \mathbf{x} \in S_{\mathbf{m}}} |f(\mathbf{x}) - P_{\mathbf{m}}(\mathbf{x})| \\ &\leq 2^{2d} \max_{\mathbf{m}: \mathbf{x} \in S_{\mathbf{m}}} |f(\mathbf{x}) - P_{\mathbf{m}}(\mathbf{x})| \\ &\leq \frac{2^{2d} d^n}{n!} \left(\frac{1}{N} \right)^n \|f\|_{\mathcal{W}} \\ &\leq \frac{2^{2d} d^n}{n!} \left(\frac{1}{N} \right)^n, \end{aligned}$$

where, with the same argumentation as that on page 11 of [26], we used successively the fact that the $\phi_{\mathbf{m}}$ form a partition of unity and are supported on $S_{\mathbf{m}}$, that each \mathbf{x} can be in at most 2^{2d} supports $S_{\mathbf{m}}$, a standard bound for the Taylor polynomial error (see for instance the proof of [18, Lemma A.8]), and finally that f is in the unit ball of the Sobolev space. Therefore by choosing

$$N = \left\lceil \left(\frac{n! \cdot \varepsilon}{2 \cdot 2^{2d} d^n} \right)^{-1/n} \right\rceil \quad (6.1)$$

(where $\lceil x \rceil$ is the smallest integer bigger or equal to x), we obtain that $\|f - f_*\|_{\infty} \leq \frac{\varepsilon}{2}$.

Step 2. We approximate f_* up to error $\frac{\varepsilon}{2}$ by a σ -network. To this end, note that we can rewrite f_* as

$$f_*(\mathbf{x}) = \sum_{\mathbf{m} \in \bar{N}} \sum_{\mathbf{n}: |\mathbf{n}| < n} [a_{\mathbf{m}, \mathbf{n}} \cdot \phi_{\mathbf{m}}(\mathbf{x}) \cdot (\mathbf{x} - \frac{\mathbf{m}}{2N})^{\mathbf{n}}], \quad (6.2)$$

by breaking down each of the Taylor polynomials into monomials. Additionally, all the coefficients $a_{\mathbf{m}, \mathbf{n}}$ have absolute value at most 1, since $\|f\|_{\mathcal{W}} \leq 1$. Therefore f_* is a linear combination of no more than $d^n (2N + 1)^{2d}$ terms of the form

$$f_{\mathbf{m}, \mathbf{n}} := \phi_{\mathbf{m}}(\mathbf{x}) \cdot (\mathbf{x} - \frac{\mathbf{m}}{2N})^{\mathbf{n}}.$$

Fix $\mathbf{m} \in \bar{N}$ and $\mathbf{n} \in \mathbb{N}_0^d$ with $|\mathbf{n}| < n$ for the moment. We want to approximate the function $f_{\mathbf{m}, \mathbf{n}}$ via Lemma 10. Thus, set $S := d^n \cdot \lceil \bar{N} \rceil$ and $M := 2d + |\mathbf{n}| < 2d + n$, and $\tilde{\varepsilon} := \frac{\varepsilon}{6(2d+n) \cdot S}$, as well as $\delta := \tilde{\varepsilon}^2$, and finally $\Omega := \{z \in \mathbb{C}^d: \operatorname{Re}(z_j), \operatorname{Im}(z_j) \in [0, 1] \text{ for } j \in \{1, \dots, d\}\}$.

As a first step, we estimate $\tilde{\varepsilon}$. Directly from Equation (6.1), we see

$$N \leq 1 + \left(\frac{2 \cdot 2^{2d} \cdot d^n}{n! \cdot \varepsilon} \right)^{1/n} \leq 1 + 2^{2d+1} \cdot d \cdot \varepsilon^{-1} \leq 2^{3d+2} \cdot \varepsilon^{-1}.$$

Thus, $S = d^n (2N + 1)^{2d} \leq d^n 3^{2d} 2^{6d^2 + 4d} \varepsilon^{-2d}$, whence $\tilde{\varepsilon}^{-1} \leq C_1(d, n) \cdot \varepsilon^{-2d-1} \leq C_1(d, n) \cdot \varepsilon^{-3d}$. Therefore, $\ln(1/\tilde{\varepsilon}) \leq \ln(C_1(d, n)) + 3d \ln(1/\varepsilon) \leq C_2(d, n) \cdot \ln(1/\varepsilon)$ for suitable constants $C_1(d, n) \geq 1$ and $C_2(d, n) \geq 1$.

Thus, Corollary 8 (applied with $\tilde{\varepsilon}$ instead of ε) yields a function $\tilde{\times} : \mathbb{C}^2 \rightarrow \mathbb{C}$ satisfying $|\tilde{\times}(z, w) - zw| \leq \tilde{\varepsilon}$ for all $z, w \in \mathbb{C}$ with $|z|, |w| \leq 4$, and such that $\tilde{\times}$ is implemented by

a σ -network with $L \leq C_3 \ln(1/\tilde{\varepsilon}) \leq C_4 \ln(1/\varepsilon)$ layers and at most $C_3 \cdot \ln(1/\tilde{\varepsilon}) \leq C_4 \ln(1/\varepsilon)$ weights, each bounded in absolute value by $C_3 \cdot \tilde{\varepsilon}^{-3} \ln(\frac{1}{\tilde{\varepsilon}})^3$. Since up to constants (depending only on d and n), $\tilde{\varepsilon}^{-1} \leq \varepsilon^{-3d}$, it follows that the weights are bounded by $C_4 \cdot \varepsilon^{-10d}$. Here, the constant C_3, C_4 only depend on d, n .

Next, note that $\frac{8N}{\tilde{\varepsilon}^2} \leq C_5(d, n) \cdot \varepsilon^{-7d}$. Therefore, Proposition 2 shows that there exist functions $\text{Re}^\natural, \text{Im}^\natural : \mathbb{C} \rightarrow \mathbb{C}$ with $|\text{Re}^\natural(z) - \text{Re}(z)| \leq \frac{\tilde{\varepsilon}^2}{8N}$ and $|\text{Im}^\natural(z) - \text{Im}(z)| \leq \frac{\tilde{\varepsilon}^2}{8N}$ for all $z \in \mathbb{C}$ with $|z| \leq 4$, and such that Re^\natural and Im^\natural are implemented by shallow σ -networks with 10 weights of size $\leq C_5 (\frac{\tilde{\varepsilon}^2}{8N})^{-3} \leq C_6 \cdot \varepsilon^{-21d}$.

Finally, to apply Lemma 10, writing $\mathbf{n} = (n_1, \dots, n_{2d})$, we define $\alpha_k, \beta_k : \mathbb{C}^d \rightarrow \mathbb{C}$ for $1 \leq k \leq 2d + |\mathbf{n}| = M$ as follows:

- For $1 \leq k \leq d$, set

$$\alpha_k(\mathbf{z}) = \psi^{\text{Re}}(4N \text{Re}(z_k) - 2m_k) \quad \text{and} \quad \beta_k(\mathbf{z}) = \psi^{\text{Re}}(4N \text{Re}^\natural(z_k) - 2m_k);$$

- For $d + 1 \leq k \leq 2d$, set

$$\alpha_k(\mathbf{z}) = \psi^{\text{Im}}(4Ni \text{Im}(z_k) - 2m_k) \quad \text{and} \quad \beta_k(\mathbf{z}) = \psi^{\text{Im}}(4Ni \text{Im}^\natural(z_k) - 2m_k);$$

- For $2d + n_1 + \dots + n_{\ell-1} < k \leq 2d + n_1 + \dots + n_\ell \leq 2d + n_1 + \dots + n_d$, set

$$\alpha_k(\mathbf{z}) = \text{Re}(z_\ell) - \frac{m_\ell}{2N} \quad \text{and} \quad \beta_k(\mathbf{z}) = \text{Re}^\natural(z_\ell) - \frac{m_\ell}{2N};$$

- For $2d + n_1 + \dots + n_d < 2d + n_1 + \dots + n_{\ell-1} < k \leq 2d + n_1 + \dots + n_\ell$, set

$$\alpha_k(\mathbf{z}) = i \text{Im}(z_{\ell-d}) - \frac{m_{\ell-d}}{2N} \quad \text{and} \quad \beta_k(\mathbf{z}) = i \text{Im}^\natural(z_{\ell-d}) - \frac{m_{\ell-d}}{2N}.$$

Since $\psi^{\text{Re}}, \psi^{\text{Im}}$ are 2-Lipschitz, it is then easy to see that $|\alpha_k(\mathbf{z}) - \beta_k(\mathbf{z})| \leq \tilde{\varepsilon}^2 = \delta$ for all $\mathbf{z} \in \Omega$ and $1 \leq k \leq M$. Furthermore, note that indeed $|\alpha_k(\mathbf{z})| \leq 1$ for all $\mathbf{z} \in \Omega$ and $1 \leq k \leq M$.

Overall, we can thus apply Lemma 10, which shows for

$$\tilde{f}_{\mathbf{m}, \mathbf{n}} := \tilde{\times}(\beta_1, \tilde{\times}(\beta_2, \dots, \tilde{\times}(\beta_{2d+|\mathbf{n}|-1}, \beta_{2d+|\mathbf{n}|})))$$

that

$$|f_{\mathbf{m}, \mathbf{n}}(\mathbf{z}) - \tilde{f}_{\mathbf{m}, \mathbf{n}}(\mathbf{z})| \leq 3M \tilde{\varepsilon} \leq \frac{\varepsilon}{2S} = \frac{\varepsilon}{2 d^n |\bar{N}|} \quad \forall \mathbf{z} \in \Omega.$$

Thus, setting $\tilde{f} := \sum_{\mathbf{m} \in \bar{N}} \sum_{\mathbf{n} \in \mathbb{N}_0^d, |\mathbf{n}| < n} a_{\mathbf{m}, \mathbf{n}} \tilde{f}_{\mathbf{m}, \mathbf{n}}$ and recalling that $|a_{\mathbf{m}, \mathbf{n}}| \leq 1$, we see for any $\mathbf{z} \in \Omega$ that

$$|f_*(\mathbf{z}) - \tilde{f}(\mathbf{z})| \leq \sum_{\mathbf{m} \in \bar{N}} \sum_{\mathbf{n} \in \mathbb{N}_0^d, |\mathbf{n}| < n} |a_{\mathbf{m}, \mathbf{n}}| |f_{\mathbf{m}, \mathbf{n}}(\mathbf{z}) - \tilde{f}_{\mathbf{m}, \mathbf{n}}(\mathbf{z})| \leq |\bar{N}| \cdot d^n \cdot \frac{\varepsilon}{2 d^n |\bar{N}|} = \frac{\varepsilon}{2},$$

and hence $|f(\mathbf{z}) - \tilde{f}(\mathbf{z})| \leq \varepsilon$, thanks to the bound from Step 1.

Let us now address the network size and weight bound for the $\tilde{f}_{\mathbf{m}, \mathbf{n}}$. Note that $\tilde{f}_{\mathbf{m}, \mathbf{n}}$ can be viewed as a composition of the networks $\text{Id}_R, \text{Re}^\natural, \text{Im}^\natural, \psi^{\text{Re}}, \psi^{\text{Im}}$ and $\tilde{\times}$ (see Figure 4) and that the number of such subnetworks that appear in $\tilde{f}_{\mathbf{m}, \mathbf{n}}$ depends only on the dimension d and the smoothness rank n .

Therefore, up to rescaling the constant $C = C(n, d)$, the number of weights and layers of $\tilde{f}_{\mathbf{m}, \mathbf{n}}$ is simply the maximal value of the number of weights and, respectively, layers of each of the subnetworks. Additionally, a bound on the weights will be the maximum between the bounds on the weights for each subnetwork and N that scales like $\varepsilon^{-1/n}$.

- The network Id_R has $\mathcal{O}(1)$ weights, layers and weight bounds;
- The networks $\text{Re}^\natural, \text{Im}^\natural$ have $\mathcal{O}(1)$ weights and layers and $\mathcal{O}(\varepsilon^{-21d})$ weight bounds;
- The networks $\psi^{\text{Re}}, \psi^{\text{Im}}$ have $\mathcal{O}(1)$ weights, layers and weight bounds;
- The network $\tilde{\times}$ has $\mathcal{O}(\ln(\frac{1}{\varepsilon}))$ layers and $\mathcal{O}(\ln^2(\frac{1}{\varepsilon}))$ weights, bounded in absolute value by $\mathcal{O}(\tilde{\varepsilon}^{-3} \ln^3(\frac{1}{\varepsilon}))$. Since up to constants (depending only on d and n), $\tilde{\varepsilon}^{-1} \leq \varepsilon^{-3d}$, it follows that $\tilde{\times}$ has $\mathcal{O}(\ln(\frac{1}{\varepsilon}))$ layers and $\mathcal{O}(\ln^2(1/\varepsilon))$ weights, all bounded up to a constant by ε^{-10d} .

We can therefore conclude that for some $C = C(d, n) > 0$, the network $\tilde{f}_{\mathbf{m}, \mathbf{n}}$ has at most $C \cdot \ln(\frac{1}{\varepsilon})$ layers and $C \cdot \ln^2(\frac{1}{\varepsilon})$ weights and the weights are bounded by $C \cdot \varepsilon^{-21d}$.

Finally, since \tilde{f} is a linear combination of no more than $d^n(2N+1)^{2d}$ networks $\tilde{f}_{\mathbf{m}, \mathbf{n}}$ with coefficients no larger in absolute value than 1 and recalling that N scales like $\varepsilon^{-1/n}$, it follows that for some $C = C(d, n) > 0$ independent of ε and f , the network \tilde{f} will have no more than $C \cdot \ln(\frac{1}{\varepsilon})$ layers and no more than $C \cdot \varepsilon^{-2d/n} \cdot \ln^2(\frac{1}{\varepsilon})$ weights, each no larger in absolute value than $C \cdot \varepsilon^{-21d}$.

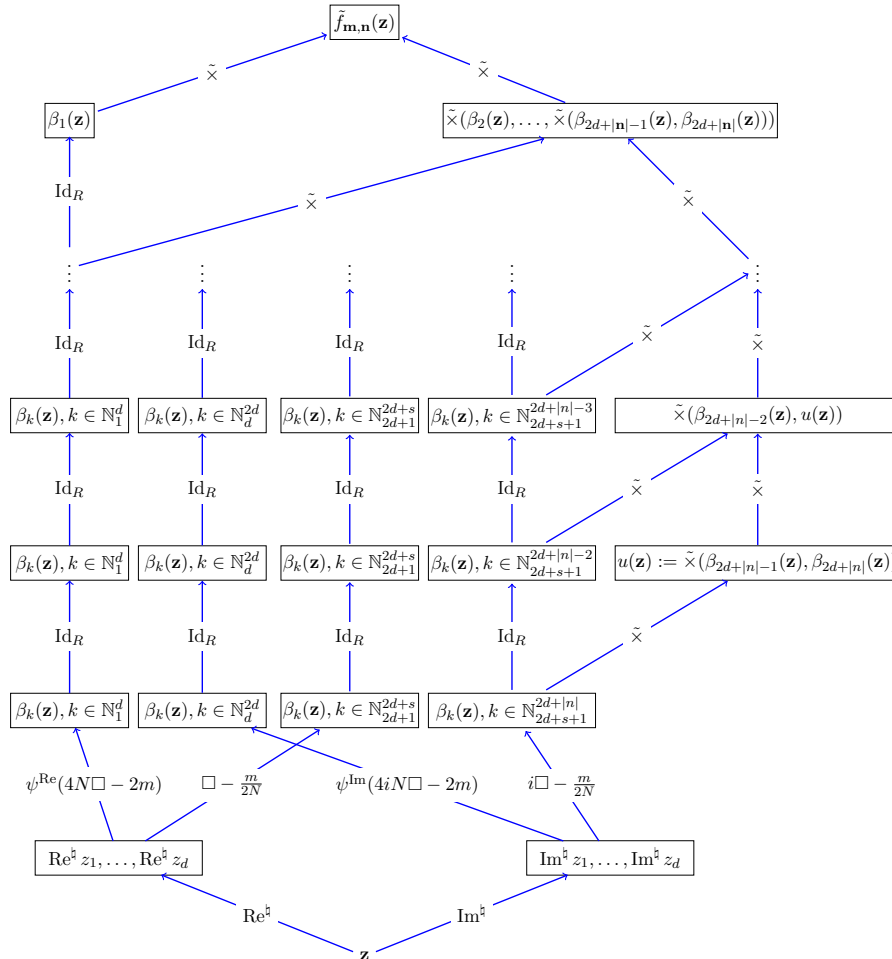


Figure 4: Schematic of the architecture of the network implementing $\tilde{f}_{\mathbf{m}, \mathbf{n}}$, where $\mathbb{N}_k^\ell := \{k, k+1, \dots, \ell-1, \ell\}$.

□

References

- [1] P. Arena, L. Fortuna, G. Muscato, and M. G. Xibilia. *Neural networks in multidimensional domains: fundamentals and new trends in modelling and control*, volume 234. Springer, 1998.
- [2] P. Arena, L. Fortuna, R. Re, and M. G. Xibilia. On the capability of neural networks with complex neurons in complex valued functions approximation. In *1993 IEEE International Symposium on Circuits and Systems*. IEEE, 1993. doi:10.1109/ISCAS.1993.394188.
- [3] P. Arena, L. Fortuna, R. Re, and M. G. Xibilia. Multilayer perceptrons to approximate complex valued functions. *International Journal of Neural Systems*, 6(04), 1995. doi:10.1142/s0129065795000299.
- [4] M. Arjovsky, A. Shah, and Y. Bengio. Unitary evolution recurrent neural networks. In *International Conference on Machine Learning*, pages 1120–1128, 2016.
- [5] P. L. Bartlett, N. Harvey, C. Liaw, and A. Mehrabian. Nearly-tight VC-dimension and Pseudodimension Bounds for Piecewise Linear Neural Networks. *J. Mach. Learn. Res.*, 20(63):1–17, 2019.
- [6] H. Bölcskei, P. Grohs, G. Kutyniok, and P. Petersen. Optimal approximation with sparsely connected deep neural networks. *SIAM J. Math. Data Sci.*, 1(1):8–45, 2019. doi:10.1137/18M118709X.
- [7] G. Cybenko. Approximation by superpositions of a sigmoidal function. *Mathematics of control, signals and systems*, 2(4):303–314, 1989. doi:10.1007/BF02551274.
- [8] D. Elbrächter, D. Perekrestenko, P. Grohs, and H. Bölcskei. Deep neural network approximation theory. *arXiv preprint arXiv:1901.02220*, 2019.
- [9] X. Glorot, A. Bordes, and Y. Bengio. Deep sparse rectifier neural networks. In *Proceedings of the fourteenth international conference on artificial intelligence and statistics*, 2011.
- [10] A. Hirose. *Complex-valued neural networks: theories and applications*, volume 5. World Scientific, 2003. doi:10.1142/5345.
- [11] K. Hornik. Approximation capabilities of multilayer feedforward networks. *Neural Networks*, 4(2):251–257, 1991. doi:10.1016/0893-6080(91)90009-T.
- [12] K. Hornik, M. Stinchcombe, and H. White. Multilayer feedforward networks are universal approximators. *Neural Networks*, 2(5):359–366, 1989. doi:10.1016/0893-6080(89)90020-8.
- [13] A. Krizhevsky, I. Sutskever, and G. E. Hinton. ImageNet classification with deep convolutional neural networks. *Communications of the ACM*, 60(6), 2017. doi:10.1145/3065386.
- [14] Y. LeCun, Y. Bengio, and G. Hinton. Deep learning. *Nature*, 521(7553), 2015.
- [15] M. Leshno, V. Lin, A. Pinkus, and S. Schocken. Multilayer feedforward networks with a nonpolynomial activation function can approximate any function. *Neural Networks*, 6(6):861–867, 1993. doi:10.1016/S0893-6080(05)80131-5.
- [16] J. Lu, Z. Shen, H. Yang, and S. Zhang. Deep network approximation for smooth functions. *arXiv preprint arXiv:2001.03040*, 2020.
- [17] H. N. Mhaskar. Neural networks for optimal approximation of smooth and analytic functions. *Neural computation*, 8(1), 1996. doi:10.1162/neco.1996.8.1.164.
- [18] P. Petersen and F. Voigtlaender. Optimal approximation of piecewise smooth functions using deep ReLU neural networks. *Neural Netw.*, 108, 2018. doi:10.1016/j.neunet.2018.08.019.
- [19] I. Safran and O. Shamir. Depth-width tradeoffs in approximating natural functions with neural networks. *arXiv preprint arXiv:1610.09887*, 2016.
- [20] I. Safran and O. Shamir. Depth-width tradeoffs in approximating natural functions with neural networks. In *International Conference on Machine Learning*, pages 2979–2987. PMLR, 2017.
- [21] I. Sutskever, O. Vinyals, and Q. V. Le. Sequence to sequence learning with neural networks. In *Advances in neural information processing systems*, 2014.
- [22] C. Trabelsi, O. Bilaniuk, Y. Zhang, D. Serdyuk, S. Subramanian, J. F. Santos, S. Mehri, N. Rostamzadeh, Y. Bengio, and C. J. Pal. Deep complex networks. In *ICLR*, 2018. URL: <https://openreview.net/forum?id=H1T2hmZAb>.
- [23] P. Virtue, S. X. Yu, and M. Lustig. Better than real: Complex-valued neural nets for MRI fingerprinting. In *2017 IEEE International Conference on Image Processing (ICIP)*, 2017. doi:10.1109/ICIP.2017.8297024.
- [24] F. Voigtlaender. The universal approximation theorem for complex-valued neural networks. *arXiv preprint arXiv:2012.03351*, 2020.

- [25] M. Wolter and A. Yao. Complex gated recurrent neural networks. In *Advances in Neural Information Processing Systems*, volume 31. Curran Associates, Inc., 2018.
- [26] D. Yarotsky. Error bounds for approximations with deep ReLU networks. *Neural Networks*, 94:103–114, 2017.
- [27] D. Yarotsky and A. Zhevnerchuk. The phase diagram of approximation rates for deep neural networks. *Advances in Neural Information Processing Systems*, 33, 2020.