

A Control Function Approach to Estimate Panel Data Binary Response Model*

Amaresh K Tiwari[†]

Abstract

We propose a new control function (CF) method to estimate a binary response model in a triangular system with multiple unobserved heterogeneities. The CFs are the expected values of the heterogeneity terms in the reduced form equations conditional on the histories of the endogenous and the exogenous variables. The method requires weaker restrictions compared to CF methods with similar imposed structures. If the support of endogenous regressors is large, average partial effects are point-identified even when instruments are discrete. Bounds are provided when the support assumption is violated. An application and Monte Carlo experiments compare several alternative methods with ours.

Keywords: Triangular System, Unobserved Heterogeneities, Point & Partial Identification, Average Partial Effects, Child Labor

JEL Classifications: C13, C18, C33, J13

*I would like to thank the anonymous referee and the associate editor whose comments and suggestions have helped to substantially improve the paper. Thanks are due to seminar participants at the The Bank of Estonia, the 10th Nordic Econometric Meeting (Stockholm), the Institute of Mathematics and Statistics (University of Tartu), and the Inaugural Baltic Economic Conference (Vilnius) for the same. I would especially like to thank Soham Sahoo for helping me with the data. All remaining errors are mine.

[†]University of Tartu,
School of Economics and Business Administration,
Narva maantee 18, 51009 Tartu, Estonia
Phone: +3727376374,
Email: amaresk.kr.tiwari@gmail.com & amaresk.tiwari@ut.ee

1 Introduction

[Chamberlain \(2010\)](#) and [Arellano and Bonhomme \(2011\)](#) point out that when panel data outcomes are discrete, serious identification issues arise when covariates are correlated with unobserved heterogeneity. [Chamberlain](#) shows that for binary choice model with fixed T , quantities of interest such as Average Partial Effect (APE) may not be point identified, or may not possess a \sqrt{N} consistent estimator. Notwithstanding this underidentification result, various methods have been proposed to estimate the structural measures of interest.

[Arellano and Bonhomme \(2011\)](#) provide an overview, and categorize, of some of the methods developed to estimate the quantities of interest. These include the fixed effect (FE) approach that treat heterogeneity or individual effects as parameters to be estimated, where several approaches have been proposed to correct for bias due the incidental parameter problem. [Wooldridge \(2019\)](#), points out that the FE approach, though promising, suffers from a number of shortcomings. First, the number of time periods needed for the bias adjustments to work well is often greater than is available in many applications. Secondly, the recent bias adjustments methods require the assumptions of stationarity and weak dependence; in some cases, the strong assumption of serial independence (conditional on the heterogeneity) is maintained. However, in empirical work dealing with linear models, it has been found that idiosyncratic errors exhibit serial dependence. Also, “the requirement of stationarity is strong and has substantive restrictions as it rules out staples in empirical work such as including separate year effects, which can be estimated very precisely given a large cross section.”

There is another class of models that acknowledges the fact that many nonlinear panel data models are not point identified at fixed T and consequently discuss set identification (bound analysis) for certain quantiles of interest such as the marginal effects. These papers show that the bounds become tighter as the number of time periods, T , increases. However, the methods in most of these papers are still limited to discrete covariates. Moreover, these papers and papers utilizing FE approach assume that conditional on unobserved heterogeneity all covariates are exogenous or predetermined; this, as argued in [Hoderlein and White \(2012\)](#) (henceforth HW), may not always hold true.

In this paper, we relax the assumption of conditional exogeneity to allow for endogenous covariates that are continuous, and develop a control function method to identify and estimate structural measures such as the Average Structural Function (ASF) and the APE while accounting for endogeneity and heterogeneity in a triangular system.

Some of the papers that have developed control function method to study binary or fractional response outcomes are [Rivers and Vuong \(1988\)](#), [Blundell and Powell \(2004\)](#) (BP), [Papke and Wooldridge \(2008\)](#) (PW), [Rothe \(2009\)](#) and [Semykina and Wooldridge \(2018\)](#) (SW). A partial list of papers that have studied nonparametric control function estimation of nonseparable, including binary response, models are [Altonji and](#)

Matzkin (2005) (AM), Florens *et al.* (2008), Imbens and Newey (2009) (IN), and HW, where the focus is on estimating heterogeneous effect of endogenous treatment.

To our knowledge, the papers that allow certain unobserved heterogeneities to be correlated with the exogenous variables while developing a control function method are: PW, Fernández-Val and Vella (2011) (FV), HW, Kim and Petrin (2017), and SW. While PW and SW use the framework of correlated random effects to account for correlation between individual specific effects and the exogenous variables, FV consider fixed effect estimation in both the stages, where the control variable is based on estimates of the fixed effects in the reduced form equation. FV's method though more general, requires large T to correct the bias due to incidental parameters problem. HW develop a generalized version of differencing – which differences out the fixed effects – to identify local average responses in a nonseparable and binary response models. However, identification in HW requires that individuals do not experience a change in covariates over time; this requirement that the support of all regressors overlap over time could be hard to satisfy – e.g., it rules out time trends and time dummies. Kim and Petrin exploit restrictions in the conditional moment of unobserved heterogeneity given instruments to develop “generalized control function.” We allow for the correlation between the unobserved individual effects and the instruments in a manner similar to PW's and SW's.

Typically, in a simultaneous triangular system, unobserved heterogeneity in the reduced form equations is assumed to be scalar, where the identifying assumption is that conditional on these scalar time-varying heterogeneity/errors or its CDF, which are identified, all covariates are independent of the heterogeneity in the structural equation. However, we know that economic models suggest heterogeneity in tastes, technologies, abilities, etc. that are unobserved. Also, some of these unobserved heterogeneity might as well be multidimensional. Kasy (2011) shows that for the existing control function methods, identification fails when the reduced form equations have multiple unobserved heterogeneities.

The exceptions to our knowledge are PW, FV, HW and SW, who consider panel data where multiple heterogeneities constitute of time invariant random effects and idiosyncratic errors. While the imposed structures in PW and SW are similar to ours, they make the traditional control function assumption, and so their control function is scalar, whereas our control function is vector valued, whose dimension depend on the dimension of unobserved heterogeneity and the number of endogenous variables. HW's specification of the triangular system does not nest ours and FV's fixed effects method requires long panels.

We propose that the expected values of the heterogeneity terms of the reduced form equations conditional on the history of endogenous variables, $X_i \equiv (\mathbf{x}_{i1}, \dots, \mathbf{x}_{iT})$, and the same of the exogenous variables, $Z_i \equiv (\mathbf{z}_{i1}, \dots, \mathbf{z}_{iT})$ be used as control functions. The proposed control functions are identified when the distributions of the heterogeneity terms are specified. We argue that (1) for triangular systems with set-ups similar to ours, these control functions imply a weaker restriction than the commonly made

control function assumptions, and (2) the traditionally used control functions may not provide consistent estimates in a panel data setting such as ours.

Our method, while being simple, makes a number of contributions to the literature. First, we allow for multiple heterogeneities, albeit with restrictions, in the triangular system, where most papers, adopting the control function approach to handle endogeneity, do not. Secondly, when the support of the endogenous variables is large, ASF or the APEs are point-identified even when the instruments have a small support. We exploit panel data with repeated observations of the same unit for the purpose of point-identification when support requirement is met. Sharp bounds on the ASF and the APEs are provided when the support assumption is not satisfied. Thirdly, the method accounts for multiple endogenous variables, all of which are determined simultaneously, whereas most papers on control function consider a single endogenous variable. Finally, our model retains the attractive features of PW's, where no assumptions are made on the serial dependence among the outcome variable.

Using data on India, we estimate the causal effects of household income and wealth on the incidence of child labor. We find a strong effect of correcting for endogeneity, and show that the standard parametric models give a misleading picture of the causal effect of income and wealth on child labor.

The rest of the paper is organized as follows. In section 2 we introduce the model and discuss identification and estimation of structural measures of interests for a discrete response model in a triangular system with random effects. In section 3 we discuss the results of the Monte Carlo experiments, where we compare our estimator with some of the existing methods for panel data binary response model with imposed structures similar to ours. Section 4 contains the application of the proposed estimator to study income and wealth effects on the incidence of child labor. And finally in section 5 we conclude. The following have been put in the appendix: proofs of the lemmas, propositions, and theorems (Appendix A), generalized estimating equation (GEE) estimation of probit conditional mean function (Appendix B), extension of the random effect model in the main text to allow for random coefficients (Appendix C), large sample properties of the estimator (Appendix D), other technical details (Appendix E).

2 Model Specification and Identification and Estimation of Structural Measures

Consider the following binary choice model in a triangular set-up:

$$y_{it} = 1\{y_{it}^* = (\mathbf{w}_{it}', \mathbf{x}_{it}')\boldsymbol{\varphi} + \theta_i + \zeta_{it} > 0\}, \quad (2.1)$$

where $1\{\cdot\}$ is an indicator function that takes value 1 if the argument in the parenthesis holds true and 0 otherwise. In (2.1), θ_i is the unobserved time invariant individual effect and ζ_{it} is the idiosyncratic error component. The variables, \mathbf{x}_{it} , are endogenous

in the sense that $\zeta_{it} \not\perp \mathbf{x}_{it} | \theta_i$; whereas most papers studying panel data binary choice model assume that $\zeta_{it} \perp \mathbf{x}_{it} | \theta_i$. We assume that each of the endogenous variables are continuous and have a large support. The dimension of \mathbf{x}_{it} is d_x and the dimension of the exogenous variables, \mathbf{w}_{it} , is d_w .

The reduced form in the triangular system, which is estimated in the first stage, is a system of d_x linear equations,

$$\mathbf{x}_{it} = \pi \mathbf{z}_{it} + \boldsymbol{\alpha}_i + \boldsymbol{\epsilon}_{it}. \quad (2.2)$$

In (2.2), π has a row dimension of d_x , $\boldsymbol{\alpha}_i \equiv (\alpha_{i1}, \dots, \alpha_{id_x})'$ is the $(d_x \times 1)$ vector of unobserved time invariant individual effects, $\boldsymbol{\epsilon}_{it} \equiv (\epsilon_{it1}, \dots, \epsilon_{itd_x})'$ is the $(d_x \times 1)$ vector of idiosyncratic error terms, and $\mathbf{z}_{it} \equiv (\mathbf{w}_{it}', \tilde{\mathbf{z}}_{it}')'$ is of dimension d_z . The dimension of the vector of instruments, $\tilde{\mathbf{z}}_{it}$, is greater than or equal to the dimension of \mathbf{x}_{it} . Such exclusion restriction, where $\tilde{\mathbf{z}}_{it}$ appears in the reduced form but not in the structural, are justified on economic grounds.

Since the exogenous variables, \mathbf{w}_{it} , have no bearing on the identification results obtained in the paper, to ease notations we suppress it in the binary response model in the rest of the paper. All assumptions and results are to be understood as conditional on \mathbf{w}_{it} . Secondly, in the rest of the paper, except when needed, we will drop the individual subscript, i .

While we refer (2.2) as reduced form equation, it is possible that the triangular system in (2.1) and (2.2) is in fact fully simultaneous (see Blundell and Powell, 2004, for examples). However, even if a simultaneous system is not triangular, the triangular representation, such as the above, can be easily derived if the simultaneous equations involving y_t^* and \mathbf{x}_t are linear and the errors are additively separable. Also, the triangular model can be generalized to allow for random coefficients instead of fixed coefficients. For the sake of exposition, we limit the analysis to fixed coefficients with random effects; a straightforward extension of the method to allow for random coefficients is discussed in Appendix C.

We first define some notations. Let $\mathbf{X} \equiv (\mathbf{x}_1, \dots, \mathbf{x}_T)$, a $(d_x \times T)$ matrix, denote the history of the endogenous variables, \mathbf{x} ; let $\mathbf{Z} \equiv (\mathbf{z}_1, \dots, \mathbf{z}_T)$ of dimension $(d_z \times T)$, denote the history of the exogenous variables, \mathbf{z} ; similarly, $\boldsymbol{\zeta} \equiv (\zeta_1, \dots, \zeta_T)'$ is a vector containing the realizations of idiosyncratic shocks in the structural equation, and $\boldsymbol{\epsilon} \equiv (\boldsymbol{\epsilon}_1, \dots, \boldsymbol{\epsilon}_T)$ is a $(d_x \times T)$ matrix containing the realizations of idiosyncratic shocks in the reduced form equations.

The first assumptions toward identifying the structural measures of interest such as ASF and APE are:

AS 1 $\boldsymbol{\zeta}, \boldsymbol{\epsilon} \perp \mathbf{Z}, \theta, \boldsymbol{\alpha}$.

AS 2 (a) $\theta, \boldsymbol{\zeta} | \mathbf{X}, \mathbf{Z}, \boldsymbol{\alpha} \sim \theta, \boldsymbol{\zeta} | \boldsymbol{\epsilon}, \mathbf{Z}, \boldsymbol{\alpha} \sim \theta, \boldsymbol{\zeta} | \boldsymbol{\epsilon}, \boldsymbol{\alpha}$ where $\boldsymbol{\epsilon} = \mathbf{X} - \mathbf{E}(\mathbf{X} | \mathbf{Z}, \boldsymbol{\alpha})$,

(b) $\theta, \zeta_t \perp \boldsymbol{\epsilon}_{-t} | \boldsymbol{\alpha}, \boldsymbol{\epsilon}_t$.

AS 3

$$\alpha|Z \sim N \left[E(\alpha|Z), \Lambda_{\alpha\alpha} \right] \text{ and } \epsilon_t \sim N \left[0, \Sigma_{\epsilon\epsilon} \right],$$

where $E(\alpha|Z) = \bar{\pi}\bar{z}$ could be either [Chamberlain's](#) or [Mundlak's](#) specification for correlated random effects.

Assumptions AS 1 and AS 2, which serve to account for unobserved confounders such as the unobserved heterogeneities that are fixed at least in short panels and to eliminate the confounding influences of observed and unobserved confounders, are weaker than the identifying assumptions for the traditional control function method such as in [BP](#) and [Rothe \(2009\)](#). In the traditional control function method, (a) Z is assumed independent of all heterogeneity terms, $\theta, \zeta_t, \alpha, \epsilon$, and (b) it is assumed that $\theta + \zeta_t \perp\!\!\!\perp X|\alpha + \epsilon_t = \nu_t$; such an assumption also implies that heterogeneity in each of the d_x reduced form equations is scalar, whereas one would like to allow for additional heterogeneities such as individual effects and/or random coefficients. We allow Z to be correlated with θ and α , and in part (a) of AS 2, assume that conditional on the history of reduced form error terms, ϵ and α , Z , and thereby X , is independent of the structural error terms θ and ζ_t . The assumption in AS 2 (b), where only contemporaneous errors are correlated, has been made to ease exposition, and can be dropped.

To see why Assumption AS 2 (a) is justified or realistic in empirical settings, consider the empirical example in [BP](#), in which they estimate the causal effect of “other” household income on work participation decision by men without college education. The triangular model in [BP](#) augmented with individual effects is given as:

$$y_t = 1\{y_t^* = x_t\varphi + z_{1t}\varphi_z + \theta + \zeta_t > 0\} \quad (2.3)$$

$$x_t = z_{1t}\pi_1 + z_{21t}\pi_{21} + z_{22t}\pi_{22} + \alpha + \epsilon_t, \quad (2.4)$$

where y_t^* is the number of hours worked in a week by the man in the house; x_t , which is weekly “other” household income and which includes the income of the spouse, is endogenous; z_{1t} is a set of strictly exogenous variables that includes various observable social demographic variables; z_{21t} is a set of strictly exogenous variables that includes household characteristics, for example, the education level of the spouse; and the instrument, z_{22t} , is the weekly welfare benefit entitlement variable, which is excluded from the structural equation (2.3). This entitlement variable measures the transfer income the family would receive if neither spouse was working.

The above triangular representation can be obtained by augmenting with individual effects the simultaneous equation model considered in [Blundell and Smith \(1994\)](#):

$$y_t^* = x_t\varphi + z_{1t}\varphi_z + \theta + \zeta_t \quad (2.5)$$

$$x_t = y_t^*\beta_y + z_{21t}\beta_{z1} + z_{22t}\beta_{z2} + \gamma + \zeta_t. \quad (2.6)$$

Since the structural equation, (2.5) is derived using a wage equation (see also [BP](#)), the individual effect, $\theta = f(\mu, \omega)$, could be a composite of unobserved “taste” for

work, μ , and unobserved ability/productivity, ω ; whereas γ in equation (2.6) could represent household's or spouse's unobserved productivity (see [Blundell et al., 2007](#)). Substituting $x_t\varphi + z_{1t}\varphi_z + \theta + \zeta_t$ for y_t^* in equation (2.6), we get the reduced form in equation (2.4), where

$$\pi_1 = \frac{\varphi_z\beta_y}{1 - \varphi\beta_y}, \pi_{21} = \frac{\beta_{z1}}{1 - \varphi\beta_y}, \pi_{22} = \frac{\beta_{z2}}{1 - \varphi\beta_y}, \alpha = \frac{\theta\beta_y + \gamma}{1 - \varphi\beta_y}, \text{ and } \epsilon_t = \frac{\zeta_t\beta_y + \xi_t}{1 - \varphi\beta_y}.$$

Let $\mathbf{z}_t \equiv \{z_{1t}, z_{21t}, z_{22t}\}$. First, given what the unobserved heterogeneities, θ , γ and $\alpha = g(\theta, \gamma)$, are, it is quite likely that \mathbf{z}_t , which includes the education level of the couple and the welfare benefits they receive, is correlated with them. Second, if, as in [HW](#), ζ_t in equation (2.5) represents new private information revealed to the household, which affects both y_t^* and x_t , then (a) $\xi_t = f(\zeta_t)$ in equation (2.6) and (b) even after conditioning on individual effects, x_t and ζ_t would be dependent.

For the example above and in general, given Z , the only source of dependence between X and (θ, ζ_t) is through the relationship between $(\boldsymbol{\alpha}, \boldsymbol{\epsilon}_1, \dots, \boldsymbol{\epsilon}_T)$ and (θ, ζ_t) . Therefore, given Z , conditioning on $(\boldsymbol{\alpha}, \boldsymbol{\epsilon}_1, \dots, \boldsymbol{\epsilon}_T)$ eliminates this source of dependency. Since $\boldsymbol{\epsilon}_t$ and ζ_t are by Assumption AS 1 independent of Z , it can be shown that Assumption AS 2 (a) boils down to $\theta \perp\!\!\!\perp Z | \boldsymbol{\alpha}$. In other words, what we are assuming is that no information about Z is contained in θ over and above that contained in $\boldsymbol{\alpha}$. This assumption, in effect, is similar to the assumption of strict exogeneity in panel data models: once the endogeneity of \mathbf{x}_t has been addressed by conditioning on $(\boldsymbol{\alpha}, \boldsymbol{\epsilon}_1, \dots, \boldsymbol{\epsilon}_T)$, given time-invariant heterogeneity, $\boldsymbol{\alpha}$, Z has no extraneous influence on y_t^* .

Now, as the unobserved conditioning variables, $\boldsymbol{\alpha}$ and $\boldsymbol{\epsilon}_t$, cannot be identified separately, for identifying structural measures our method then requires that we be able to recover the conditional distribution of $\boldsymbol{\alpha}$ given X and Z so that the control functions, which are based on $E(\boldsymbol{\alpha} | X, Z)$, can be estimated. However, we do not know of any semi or nonparametric estimator, and it is outside the scope of this paper to develop one, where the distribution or the expectation of individual effects or random coefficients conditional on X and Z are estimated for a system of regressions. Although, with parametric specification of the error components as in Assumption AS 3, this conditional distribution is obtained readily.

[Biørn \(2004\)](#) proposed a step-wise maximum likelihood method for estimating the systems of regression equations, where the distributions of error components are specified as normal. Given Assumption AS 3, where the conditional distribution of $\boldsymbol{\alpha}$ given Z and the marginal distribution of $\boldsymbol{\epsilon}_t$ are both normal, the tail, $\mathbf{a} = \boldsymbol{\alpha} - E(\boldsymbol{\alpha} | Z) = \boldsymbol{\alpha} - \bar{\boldsymbol{\alpha}}$, is distributed normally with conditional mean zero and variance $\Lambda_{\alpha\alpha}$. We can therefore write the reduced form in (2.2) as

$$\mathbf{x}_t = \pi\mathbf{z}_t + \bar{\pi}\bar{\mathbf{z}} + \mathbf{a} + \boldsymbol{\epsilon}_t, \quad (2.7)$$

which can be estimated using the method in [Biørn \(2004\)](#)

Some recent papers that have employed [Mundlak's](#) specification for correlated random effects are listed in [SW](#). Though we have assumed the error term to be normally distributed, as we discuss here, violation of assumed normality of reduced form errors is unlikely to have a bearing on the estimates. First, the coefficients in [Biørn \(2004\)](#) are estimated by the method of generalized least squares (GLS), which does not require normality of the errors, α and ϵ_t . Second, [Biørn](#) shows that the ML estimates of the covariance matrices, $\Sigma_{\epsilon\epsilon}$ and $\Lambda_{\alpha\alpha}$, for a moderately large N are approximately same as those that are obtained when the distributions of α and ϵ_t are unknown. Third, estimating the reduced form equation augmented with $\bar{\mathbf{z}} = T^{-1} \sum_{t=1}^T \mathbf{z}_t$ – to account for the correlation between α and Z – by GLS yields fixed-effects (FE) estimates of π for time varying \mathbf{z}_t (see [Wooldridge, 2019](#)).

For scalar x , [Baltagi et al. \(2010\)](#) allow for heteroscedastic a and serial correlation among ϵ_t . Thus, when $d_x = 1$, the assumptions that a is completely independent of Z and that ϵ_t 's are i.i.d. can be weakened to allow for non-spherical error components. However, since we want to account for the endogeneity of multiple endogenous regressors, we will stick to Assumption AS 3, and estimate the first-stage parameters, $\Theta_1 \equiv \{\pi, \bar{\pi}, \Sigma_{\epsilon\epsilon}, \Lambda_{\alpha\alpha}\}$, of the reduced form equations (2.7) using [Biørn's](#) step-wise likelihood method, which is briefly described in Appendix E.

2.1 Identification of Structural Coefficients

Now, by Assumptions AS 1 and AS 2 the dependence of (θ, ζ) on X, Z , and α is characterized by α and ϵ_t . If α and ϵ_t could be identified, we could augment the structural equation with α and ϵ_t and estimate the coefficients, φ . Since α and ϵ_t are not identified separately, the traditional control function approach assumes that the composite error, $\mathbf{v}_t = \alpha + \epsilon_t$, which are estimated as the residuals of the reduced form equations, is independent of Z and that conditional on \mathbf{v}_t , X is independent of $\theta + \zeta_t$. Such an assumption, as we discuss in detail, could quite likely be violated.

In Theorem 1 we show that by estimating the modified structural equation (2.9), which is augmented with the additional control variables, $\hat{\alpha}(X, Z) \equiv E(\alpha|X, Z)$ and $\hat{\epsilon}_t(X, Z) \equiv E(\epsilon_t|X, Z)$, the structural coefficients φ can be estimated consistently. The modified structural equation (2.9) is derived based on Lemma 1, and the control variables are identified in Lemma 2.

In Lemma 1, we show that:

Lemma 1 *If (i) Assumptions AS 1 and AS 2 hold and (ii) $E(\theta|\alpha)$ and $E(\zeta_t|\epsilon_t)$ are linear in α and ϵ_t respectively so that $E(\theta|\alpha) + E(\zeta_t|\epsilon_t) = \varphi_\alpha \alpha + \varphi_\epsilon \epsilon_t$, then $E(\theta + \zeta_t|X, Z)$ depends on (X, Z) only through $\hat{\alpha}(X, Z)$ and $\hat{\epsilon}_t(X, Z)$.*

Proof of Lemma 1 *Now,*

$$\begin{aligned} E(\theta + \zeta_t|X, Z) &= E(E(\theta + \zeta_t|X, Z, \alpha)|X, Z) = E(E(\theta + \zeta_t|\alpha, \epsilon_t)|X, Z) \\ &= E(E(\theta|\alpha) + E(\zeta_t|\epsilon_t)|X, Z) = \varphi_\alpha E(\alpha|X, Z) + \varphi_\epsilon E(\epsilon_t|X, Z), \end{aligned} \quad (2.8)$$

where the first equality is due to the law of iterated expectations, the second is due to Assumptions AS 2, the third due to AS 1, and the fourth due assumption (ii) in the Lemma.

In Lemma 2 we show that:¹

Lemma 2 Let $\mathbf{x}_t = \pi\mathbf{z}_t + \bar{\pi}\bar{\mathbf{z}} + \mathbf{a} + \boldsymbol{\epsilon}_t$, $t \in \{1, \dots, T\}$, where $\bar{\mathbf{z}} = \frac{1}{T} \sum_{t=1}^T \mathbf{z}_t$, and let AS 3 hold, then $\boldsymbol{\alpha} = \bar{\pi}\bar{\mathbf{z}} + \mathbf{a}$, given X and Z , is distributed with conditional mean

$$E(\boldsymbol{\alpha}|X, Z) \equiv \hat{\boldsymbol{\alpha}}(X, Z, \Theta_1) = \bar{\pi}\bar{\mathbf{z}} + E(\mathbf{a}|X, Z) = \bar{\pi}\bar{\mathbf{z}} + \Omega \Sigma_{\epsilon\epsilon}^{-1} \sum_{t=1}^T (\mathbf{x}_t - \pi\mathbf{z}_t - \bar{\pi}\bar{\mathbf{z}}),$$

where $\Omega = [T\Sigma_{\epsilon\epsilon}^{-1} + \Lambda_{\alpha\alpha}^{-1}]^{-1}$ is the conditional variance of $\boldsymbol{\alpha}$ given X and Z ; $\Lambda_{\alpha\alpha}$ and $\Sigma_{\epsilon\epsilon}$ being the covariance matrices of \mathbf{a} and $\boldsymbol{\epsilon}_t$ respectively.

Proof of Lemma 2 Given in Appendix A.

Conditional mean of $\boldsymbol{\epsilon}_t$ given X and Z is then given by

$$\hat{\boldsymbol{\epsilon}}_t(X, Z, \Theta_1) = \mathbf{x}_t - \pi\mathbf{z}_t - E(\boldsymbol{\alpha}|X, Z) = \mathbf{x}_t - \pi\mathbf{z}_t - \hat{\boldsymbol{\alpha}}(X, Z, \Theta_1) = \mathbf{v}_t - \hat{\boldsymbol{\alpha}}(X, Z, \Theta_1).$$

Remark 1 The expected posterior estimates, $\hat{\boldsymbol{\alpha}}$,² of $\boldsymbol{\alpha}$ in Lemma 2, however, is the empirical Bayes or the *James-Stein's* shrinkage estimator of $\boldsymbol{\alpha}$ (see [Efron, 2010](#)). The empirical Bayes estimation has gained certain popularity in economics. In education economics, it is employed as a procedure to calculate teacher value added and often as a way to make imprecise estimates more reliable (see [Guarino et al., 2015](#), and the references therein).

Now, we can write $\hat{\boldsymbol{\alpha}}$ in Lemma 2 as

$$\hat{\boldsymbol{\alpha}} = \bar{\pi}\bar{\mathbf{z}} + E(\mathbf{a}|X, Z) = \bar{\pi}\bar{\mathbf{z}} + \underbrace{[\Sigma_{\epsilon\epsilon}^{-1} + \frac{1}{T}\Lambda_{\alpha\alpha}^{-1}]^{-1}\Sigma_{\epsilon\epsilon}^{-1}}_{\text{shrinkage factor}} \frac{1}{T} \sum_{t=1}^T (\mathbf{x}_t - \pi\mathbf{z}_t - \bar{\pi}\bar{\mathbf{z}}).$$

With the reduced form equation being specified as in equation (2.7) and given Assumption AS 3, it can be verified that, for a given Θ_1 , the MLE of \mathbf{a} is $\frac{1}{T} \sum_{t=1}^T (\mathbf{x}_t - \pi\mathbf{z}_t - \bar{\pi}\bar{\mathbf{z}})$. Since for small T the MLE of \mathbf{a} is less reliable, the shrinkage factor of the empirical Bayes estimator shrinks the MLE of \mathbf{a} towards its mean, 0; thus shrinking the ML estimate of $\boldsymbol{\alpha}$ towards its prior mean, $\bar{\pi}\bar{\mathbf{z}}$. Given consistent estimates of reduced-form parameters, Θ_1 , the empirical Bayes estimate, $\hat{\boldsymbol{\alpha}}$, of $\boldsymbol{\alpha}$ is the minimum mean squared error predictor of $\boldsymbol{\alpha}$ under normality, and therefore a justified estimator of $\boldsymbol{\alpha}$.³

¹In Lemma 2, part (b), in the appendix we derive the conditional distribution of $\boldsymbol{\alpha}$ given X and Z for the estimator in [Baltagi et al. \(2010\)](#), where α and ϵ_t are both scalar, α is heteroscedastic, and the distribution of ϵ_t is non-spherical.

²For notational convenience, we use $\hat{\boldsymbol{\alpha}}(X, Z, \Theta_1)$, $\hat{\boldsymbol{\alpha}}(X, Z)$ and $\hat{\boldsymbol{\alpha}}$ interchangeably; the same for $\hat{\boldsymbol{\epsilon}}_t(X, Z, \Theta_1)$, $\hat{\boldsymbol{\epsilon}}_t(X, Z)$ and $\hat{\boldsymbol{\epsilon}}_t$.

³When there is a single endogenous regressor, so that the reduced form has a single equation, then one can employ the estimation method in [Gu and Koenker \(2017\)](#), who, for longitudinal data, have developed a non-parametric estimation method to estimate the empirical Bayes estimates of the individual effects, α , and the distribution of α . Since the posterior mean $\hat{\alpha}$ is estimated non-parametrically, the large sample properties of the structural coefficients will have to be worked out anew.

For large T , since the estimates of π are the FE estimates of π , it can be shown that $\hat{\alpha}$ consistently estimates the fixed effects, α . With the FE estimates of α given by $\hat{\alpha}_{FE} = \frac{1}{T} \sum_{t=1}^T (\mathbf{x}_t - \pi \mathbf{z}_t)$, we can write $\hat{\alpha}$ as

$$\hat{\alpha} = \bar{\pi} \bar{\mathbf{z}} + [\Sigma_{\epsilon\epsilon}^{-1} + \frac{1}{T} \Lambda_{\alpha\alpha}^{-1}]^{-1} \Sigma_{\epsilon\epsilon}^{-1} (\hat{\alpha}_{FE} - \bar{\pi} \bar{\mathbf{z}}).$$

Assuming N is large to have consistently estimated the reduced form parameters, since $\hat{\alpha}_{FE}$ converges in probability to α and $[\Sigma_{\epsilon\epsilon}^{-1} + \frac{1}{T} \Lambda_{\alpha\alpha}^{-1}]^{-1} \Sigma_{\epsilon\epsilon}^{-1}$ to an identity matrix as $T \rightarrow \infty$, by continuous mapping theorem it can be shown that $\hat{\alpha} \xrightarrow{p} \alpha$, and consequently $\hat{\epsilon}_t \xrightarrow{p} \epsilon_t$.

Given Lemma 1, we have $E(y_t^* | X, Z) = \mathbf{x}_t' \boldsymbol{\varphi} + E(\theta + \zeta_t | X, Z) = \mathbf{x}_t' \boldsymbol{\varphi} + \boldsymbol{\varphi}_\alpha \hat{\alpha} + \boldsymbol{\varphi}_\epsilon \hat{\epsilon}_t$. We can then write equation (2.1) written as

$$y_t = 1\{\mathbb{X}_t' \Theta_2 + \eta_t > 0\}, \quad (2.9)$$

where $\Theta_2 \equiv (\boldsymbol{\varphi}', \boldsymbol{\varphi}_\alpha', \boldsymbol{\varphi}_\epsilon')'$, $\mathbb{X} \equiv (\mathbf{x}_t', \hat{\alpha}', \hat{\epsilon}_t')'$, and $\eta_t = \theta + \zeta_t - E(\theta + \zeta_t | X, Z)$. The two vectors, $\boldsymbol{\varphi}_\alpha$ and $\boldsymbol{\varphi}_\epsilon$, when estimated give us a test of exogeneity of \mathbf{x}_t . Though η_t by construction is mean independent of \mathbb{X}_t ,⁴ for estimation of binary response model in (2.9), the strong condition of complete independence is required (Manski, 1988), or

AS 4 $\eta_t \perp\!\!\!\perp \mathbb{X}_t$.

Since $\hat{\epsilon}_t$ and $\hat{\alpha}$, both, are of dimension d_x , the dimension of \mathbb{X}_t is $3d_x$.⁵ The identification conditions for Θ_2 in (2.9) to be identified when η_t is assumed to follow a known distribution are: (a) η_t be independent of \mathbb{X}_t and (b) $\text{rank}(E(\mathbb{X}_t \mathbb{X}_t')) = 3d_x$. In Theorem 1 we show that condition (b) is satisfied.

Theorem 1 *If (i) $\text{rank}(E(\mathbf{x}_t \mathbf{x}_t')) = d_x$; (ii) $\text{rank}(\Pi) = d_x$, where $\Pi = \begin{pmatrix} \pi & \bar{\pi} \end{pmatrix}$; (iii) $\text{rank}(E((\mathbf{z}_t', \bar{\mathbf{z}}_t')'(\mathbf{z}_t', \bar{\mathbf{z}}_t')) = k$ where $k = \dim((\mathbf{z}_t', \bar{\mathbf{z}}_t')')$; and (iv) if AS 3 holds so that the covariance matrices of ϵ_t and α are of full rank, then $\text{rank}(E(\mathbb{X}_t \mathbb{X}_t')) = 3d_x$.*

Proof of Theorem 1 Given in Appendix A.

Condition (ii) is the rank condition in IN, and it underscores the necessity of exclusion restriction for identification. Conditions (i) to (iii) in Theorem 1 are standard conditions for identification of $\boldsymbol{\varphi}$ in the traditional control function methods, where the control function is the composite error, $\mathbf{v}_t = \alpha + \epsilon_t = \mathbf{x}_t - \pi \mathbf{z}_t$. Our conditioning variables, however, are $\hat{\epsilon}_t$ and $\hat{\alpha}$, which are also functions of $\Lambda_{\alpha\alpha}$ and $\Sigma_{\epsilon\epsilon}$. Positive definiteness of $\Lambda_{\alpha\alpha}$ and $\Sigma_{\epsilon\epsilon}$ in condition (iv) helps establish the statement of the Theorem to be true.

⁴Now, $E(\eta_t | \mathbb{X}_t) = E(E(\eta_t | X, Z, \mathbb{X}_t) | \mathbb{X}_t) = E(E(\eta_t | X, Z) | \mathbb{X}_t) = E(0 | \mathbb{X}_t) = 0$. The first equality is due to law of iterated expectation, the second is because \mathbb{X}_t is a function of X, Z , and the third follows from the definition of η_t .

⁵Note that we have suppressed \mathbf{w}_t in \mathbb{X}_t , where \mathbf{w}_t is of dimension d_w . So, in fact, the dimension of \mathbb{X}_t is $3d_x + d_w$. Suppressing \mathbf{w}_t in \mathbb{X}_t , however, results in no loss of generality.

Appendix B discusses how one can use the method of generalized estimating equation (GEE), which can account for heteroscedasticity and serial dependence in the response outcome, to estimate Θ_2 . Following Theorem 1, since the components of \mathbf{x}_t are continuous, with scale and location normalization, Θ_2 can be estimated by semi-parametric methods without specifying the distribution of η_t (see Horowitz, 2009, for a review of identification results for semiparametric binary choice models).

Now, we have demonstrated that, with $\hat{\mathbf{a}}$ and $\hat{\mathbf{e}}_t$ identified in Lemma 2, AS 1, AS 2, condition (ii) of Lemma 1, and AS 4 can help us identify $\boldsymbol{\varphi}$. Given $\hat{\mathbf{a}}$ and $\hat{\mathbf{e}}_t$, the same, however, can be achieved through the following assumption:

ACF 1 (a) $\zeta_t, \theta | X, Z, \hat{\mathbf{a}} \sim \zeta_t, \theta | V, Z, \hat{\mathbf{a}} \sim \zeta_t, \theta | V, \hat{\mathbf{a}}$, where $V \equiv (\mathbf{v}_1, \dots, \mathbf{v}_T) = X - \pi Z$ and $\hat{\mathbf{a}} = E(\mathbf{a} | X, Z)$.

(b) $\zeta_t, \theta \perp\!\!\!\perp V_{-t} | \mathbf{v}_t, \hat{\mathbf{a}}$.

In part (a), the assumption is that the dependence of (θ, ζ) on X and Z is completely characterized by V and $\hat{\mathbf{a}}$. Since $\hat{\mathbf{e}}_t = \mathbf{v}_t - \hat{\mathbf{a}}$, there is one-to-one mapping between $(\hat{\mathbf{e}}_t, \hat{\mathbf{a}})$ and $(\mathbf{v}_t, \hat{\mathbf{a}})$, and therefore the conditioning σ -algebra, $\sigma(\hat{\mathbf{e}}_t, \hat{\mathbf{a}})$, is same as the σ -algebra, $\sigma(\mathbf{v}_t, \hat{\mathbf{a}})$. By parts (a) and (b) therefore X is independent of (ζ_t, θ) given $(\hat{\mathbf{e}}_t, \hat{\mathbf{a}})$.⁶ In other words, in Assumption ACF 1 we are proposing $\hat{\mathbf{e}}_t$ and $\hat{\mathbf{a}}$ as control functions for panel data. If we further assume that $E(\zeta_t + \theta | \hat{\mathbf{e}}_t, \hat{\mathbf{a}})$ is linear in $\hat{\mathbf{e}}_t$ and $\hat{\mathbf{a}}$, and let $\eta_t = \zeta_t + \theta - E(\zeta_t + \theta | \hat{\mathbf{e}}_t, \hat{\mathbf{a}})$, we obtain equation (2.9). Given AS 4, as shown in Theorem 1, we can then estimate the structural coefficients, $\boldsymbol{\varphi}$.⁷

We now compare the proposed control functions with the traditional control functions, and argue for the appropriateness of the proposed control functions in the context of panel data. Now, we have pointed out that conditioning on the proposed control functions, $\hat{\mathbf{e}}_t$ and $\hat{\mathbf{a}}$, is equivalent to conditioning on the traditional control function, $\mathbf{v}_t(\mathbf{x}_t, \mathbf{z}_t) = \mathbf{x}_t - \pi \mathbf{z}_t$, and additionally on individual specific information as summarized by $\hat{\mathbf{a}}(X, Z)$. That is, in assuming that $(\zeta_t, \theta) \perp\!\!\!\perp X | \hat{\mathbf{e}}_t, \hat{\mathbf{a}}$, we are saying that no information about X is contained in (ζ_t, θ) over and above that contained in $(\hat{\mathbf{e}}_t, \hat{\mathbf{a}})$ or equivalently in $(\mathbf{v}_t, \hat{\mathbf{a}})$. This, as we discuss in Remark 2 and Remark 3, may not hold true if only \mathbf{v}_t is assumed to be the control function.

Remark 2 When $Z \not\perp (\theta, \boldsymbol{\alpha})$, then the requirement of the traditional control function method that Z be independent of $(\mathbf{v}_t, \zeta_t + \theta)$ is violated and $\zeta_t + \theta \perp\!\!\!\perp Z | \mathbf{v}_t$ does not hold generally. In

⁶Part (b), however, as in AS 2 (b), is to facilitate comparison with the traditional control function method and can be dropped.

⁷It would be worthwhile to extend the methodology to estimate the parameters of the dynamic binary choice model, $y_t = 1\{y_t^* = \gamma y_{t-1} + \mathbf{x}_t' \boldsymbol{\varphi} + \theta + \zeta_t > 0\}$. Any control function (CF) method for the dynamic model, in addition to endogeneity of \mathbf{x}_t , would have to account for the fact that in each period t , the history, $Y^{t-1} \equiv \{y_1, \dots, y_{t-1}\}$, up to t of the predetermined variable, y_t , is correlated with the unobserved heterogeneity, θ (see Arellano and Carrasco, 2003). Recent papers on dynamic binary choice such as by Honoré and Kyriazidou (2000), Kitazawa (2021) and Khan et al. (2020), where the conditioning is on θ , have found novel ways such that either θ is eliminated or it plays no role in the identification of $(\gamma, \boldsymbol{\varphi})$. If the common assumption in these papers that conditional on θ , the covariates, \mathbf{x}_t , are exogenous fails, then constructing CFs for the dynamic model could offer a solution to the problem of endogeneity. Besides, there would be a possibility for estimating partial effects (see subsection 2.2) as most dynamic models, because of the presence of the unobserved, θ , are unable to.

which case, Assumption ACF 1 seems plausible as $\zeta_t + \theta$ is mean independent of (X, Z) given $(\hat{\alpha}, \hat{\epsilon}_t)$. This assumption is related to the dependence assumptions in AM, Bester and Hansen (2009) (BH) and HW, where the distribution of unobserved effects depends on the observed variables only through certain function of the observed variables. These functions, as BH argue, may be viewed as sufficient statistic. AM assume that (ζ_t, θ) is independent of X given certain summary statistics such as the mean, $T^{-1} \sum_{t=1}^T \mathbf{x}_t$, or index functions of summary statistics, while in BH these functions of observed variables are assumed to be unrestricted index functions. In our case, the control function, $(\hat{\epsilon}_t, \hat{\alpha})$, is motivated by the result that under certain restrictions, the mean of $\theta + \zeta_t$ given the histories, (X, Z) , of the endogenous and the exogenous variables, depends on (X, Z) only through $\hat{\epsilon}_t$ and $\hat{\alpha}$. Moreover, as $(\hat{\alpha}, \hat{\epsilon}_t)$ consistently estimates (α, ϵ_t) when T is large (see Remark 1), it implies that for large T , Assumptions ACF 1 and AS 2 are asymptotically equivalent.

Remark 3 When $Z \perp\!\!\!\perp (\theta, \alpha, \zeta_t, \epsilon_t)$, as in the traditional control function approach, then $(\zeta_t, \theta) \perp\!\!\!\perp Z|V$ holds true. Since V is invertible in X when Z is given, we have $(\zeta_t, \theta)|X, Z \sim (\zeta_t, \theta)|V, Z \sim (\zeta_t, \theta)|V$. In panel data, therefore, when Z is independent of the unobserved heterogeneities, V should be employed as the control function.

Given that the unobserved heterogeneities, (θ, α) , which represent unobserved, time-invariant attributes, such as preferences, technologies, or abilities, influence the choice of \mathbf{x}_t in each time period, it is not only with \mathbf{x}_t that the errors, $\theta + \zeta_t$, are correlated, but generally with the entire history, X , of the endogenous variable. Moreover, since \mathbf{x}_t is endogenous, due to potential feedback from y_t to \mathbf{x}_s for $s > t$, it is likely that the optimal choice of \mathbf{x}_t depends on ζ from the past, or more generally ζ from other time periods, which is likely to make ζ_t and \mathbf{x} from other time periods dependent.⁸ If only \mathbf{v}_t is employed as the control function, as it has been traditionally, then X may not be conditionally independent of (ζ_t, θ) . Therefore, there will exist some partial correlation between y_t and \mathbf{x} from the other time periods if the dependency between the structural errors, (θ, ζ_t) , and the history, X , is not accounted for. Employing only \mathbf{v}_t as the control function places a strong restriction on the dependence between (θ, ζ_t) and X , which, as shown in Proposition 1, is unlikely to hold.⁹

Proposition 1 Let $Z \perp\!\!\!\perp (\theta, \alpha, \zeta_t, \epsilon_t)$. When (θ, ζ_t) and (α, ϵ_t) are correlated, then $\theta + \zeta_t \perp\!\!\!\perp X|V$ whereas $\theta + \zeta_t \not\perp\!\!\!\perp X|\mathbf{v}_t$, where $\mathbf{v}_t = \alpha + \epsilon_t = \mathbf{x}_t + \pi\mathbf{z}_t$ and $V \equiv (\mathbf{v}_1, \dots, \mathbf{v}_T)$.

Proof of Proposition 1 Given in Appendix A.

Here, we would like to point that $(\hat{\alpha}, \hat{\epsilon}_t)$ can be employed in semiparametric methods in BP or in Rothe (2009) to estimate ϕ and measures like the ASF semiparametrically.

⁸For example, in the study of child labor in section 4, the endogenous variables, household income, amount of land owned by a household, and index of household ownership of productive farm assets, in each period will also depend on unobserved household characteristics such as parents' abilities, quality of land, or possibly other omitted variables fixed at the household level. Moreover, apart from contemporaneous shocks, (ζ_t, ϵ_t) , that affect the current choices of both \mathbf{x}_t and y_t , there may be feedback from lagged values of ζ or y to \mathbf{x}_t . In the study of the child labor, for example, current choices of labor supply can impact the future choices of endogenous variables mentioned above. It is thus possible that (θ, ζ_t) and X , as in the considered example of child labor, could be dependent.

⁹See also section 3, Figure 2, where through numerical experiments we demonstrate the claims made in this Remark and Proposition 1.

BP extend the the matching estimator for the single-index models with exogenous variables to allow for control functions for handling endogeneity, whereas Rothe develops a semiparametric maximum likelihood (SML) method for binary response model to account for endogeneity using control functions. These semiparametric methods do not require one to specify the conditional distribution of $\theta + \zeta_t$ given $\hat{\mathbf{e}}_t$ and $\hat{\mathbf{a}}$. The methods, however, do require that, $\mathbf{z} = \tilde{\mathbf{z}}$, contains an instrument that is continuous. If all instruments are discrete, the “rank condition” in BP and condition (ii) of Theorem 1 in Rothe,¹⁰ necessary for identification, are violated. We do not pursue semiparametric estimation of binary choice models with the control functions developed in this paper any further. Semiparametric estimation and the large sample properties of the estimates are left for future research.

Wooldridge (2015) in providing an overview of control function (CF) methods writes, “in evaluating the scope of an estimation method, it is important to understand how it works in familiar settings, including cases when it is not necessarily needed.” While noting that the standard CF method for cross sectional data when applied to linear models gives coefficients for the endogenous variables that are equal to the standard two-stage least squares (2SLS), Wooldridge points out certain advantages of the CF approach, such as providing a robust, regression based Hausman test of exogeneity, compared to the 2SLS approach. Before ending this subsection, we therefore show that using $\hat{\mathbf{a}}$ and $\hat{\mathbf{e}}_t$ as additional covariates in linear panel data models is equivalent to estimating the models by a certain 2SLS method.

Now, in linear panel data models,

$$y_t = \mathbf{x}_t' \boldsymbol{\varphi} + \theta + \zeta_t, \quad (2.10)$$

when instruments are correlated with time invariant heterogeneity, fixed effect two-stage least squares (FE2SLS), which employs time-variant instruments that are deviations from the group-mean, $\tilde{\mathbf{z}}_t = \mathbf{z}_t - \bar{\mathbf{z}}$, is employed. An alternative approach (see Wooldridge, 2010a, chapter 11), is to write θ in equation (2.10) as $\theta = E(\theta|Z) + \tau$, specify $E(\theta|Z)$ as in Mundlak, and estimate the model by pooled 2SLS using $(\tilde{\mathbf{z}}_t, \bar{\mathbf{z}})$ as instruments.

By Assumptions AS 1, AS 2, AS 3 and condition (ii) of Lemma 1, we have $E(\theta|Z) = E(E(\theta|\boldsymbol{\alpha})|Z) = E(\boldsymbol{\varphi}_\alpha \boldsymbol{\alpha}|Z) = \boldsymbol{\varphi}_\alpha \bar{\pi} \bar{\mathbf{z}}$. Thus we can write the model in equation (2.10) as

$$y_t = \mathbf{x}_t' \boldsymbol{\varphi} + \boldsymbol{\varphi}_\alpha \bar{\pi} \bar{\mathbf{z}} + \tau + \zeta_t, \quad (2.11)$$

where the heterogeneity term, $\tau + \zeta_t$, and X are dependent even though $\tau + \zeta_t$ is mean independent of Z . Thus, we can estimate of $\boldsymbol{\varphi}$ in (2.11) by using instrument variables. Also, by Assumptions ACF 1 and, with a slight abuse of notations, letting

¹⁰Since conditioning on $\hat{\mathbf{e}}_t$ and $\hat{\mathbf{a}}$ is equivalent to conditioning on $\mathbf{v}_t = \mathbf{x}_t - \pi \mathbf{z}_t$ and $\hat{\mathbf{a}}$, and if identification requires that conditional on the control variables, $\hat{\mathbf{e}}_t$ and $\hat{\mathbf{a}}$, – hence, \mathbf{v}_t and $\hat{\mathbf{a}}$ – the vector \mathbf{x}_t contains at least one, x_t^1 , continuously distributed component with non-zero coefficient, then it would be necessary that \mathbf{z}_t contains a continuously distributed regressor.

$E(\zeta_t + \theta|\hat{\mathbf{e}}_t, \hat{\mathbf{a}}) = \boldsymbol{\varphi}_\alpha \hat{\mathbf{a}} + \boldsymbol{\varphi}_\epsilon \hat{\mathbf{e}}_t$, the linear model in equation (2.10) as can be written as

$$y_t = \mathbf{x}_t' \boldsymbol{\varphi} + \boldsymbol{\varphi}_\alpha \hat{\mathbf{a}} + \boldsymbol{\varphi}_\epsilon \hat{\mathbf{e}}_t + \eta_t, \quad (2.12)$$

where $\eta_t = \theta + \zeta_t - E(\theta + \zeta_t|\hat{\mathbf{e}}_t, \hat{\mathbf{a}})$.

Theorem 2 Let the estimate of $\boldsymbol{\varphi}$ in (2.11) by pooled 2SLS using $(\check{\mathbf{z}}_t, \bar{\mathbf{z}})$ as additional instruments be denoted by $\hat{\boldsymbol{\varphi}}_{IV}$ and let the estimate of the same obtained from estimating (2.12) by pooling the data be denoted by $\hat{\boldsymbol{\varphi}}_{CF}$, then $\hat{\boldsymbol{\varphi}}_{CF} = \hat{\boldsymbol{\varphi}}_{IV}$.

Proof of Theorem 2 Given in Appendix A.

Estimating (2.11) by pooled 2SLS using $(\check{\mathbf{z}}_t, \bar{\mathbf{z}})$ as additional instruments is similar to estimating by the error component two-stage least squares (EC2SLS) method proposed in Baltagi (1981), with the difference that the time-varying instruments are allowed to be correlated to the individual specific unobserved heterogeneity.

2.1.1 Identification of Average Structural Function and Average Partial Effects

With $\hat{\mathbf{a}}$ and $\hat{\mathbf{e}}_t$ as control functions, we have

$$\begin{aligned} \Pr(y_t = 1|X, \hat{\mathbf{a}}, \hat{\mathbf{e}}_t) &= \int 1\{-(\zeta_t + \theta) < \mathbf{x}_t' \boldsymbol{\varphi}\} dF(\zeta_t + \theta|X, \hat{\mathbf{a}}, \hat{\mathbf{e}}_t) \\ &= \int 1\{-(\zeta_t + \theta) < \mathbf{x}_t' \boldsymbol{\varphi}\} dF(\zeta_t + \theta|\hat{\mathbf{a}}, \hat{\mathbf{e}}_t) = F(\mathbf{x}_t' \boldsymbol{\varphi}; \hat{\mathbf{a}}, \hat{\mathbf{e}}_t), \end{aligned}$$

where $F(\mathbf{x}_t' \boldsymbol{\varphi}; \hat{\mathbf{a}}, \hat{\mathbf{e}}_t)$ is the conditional CDF of $\zeta_t + \theta$ given $(\hat{\mathbf{a}}, \hat{\mathbf{e}}_t)$ evaluated at $\mathbf{x}_t' \boldsymbol{\varphi}$.

Given a particular value $\bar{\mathbf{x}}$ of \mathbf{x}_t , averaging $F(\bar{\mathbf{x}}' \boldsymbol{\varphi}; \hat{\mathbf{a}}, \hat{\mathbf{e}}_t)$ over $(\hat{\mathbf{a}}, \hat{\mathbf{e}}_t)$, we get the ASF:

$$\begin{aligned} G(\bar{\mathbf{x}}) &= \int F(\bar{\mathbf{x}}' \boldsymbol{\varphi}; \hat{\mathbf{a}}, \hat{\mathbf{e}}_t) dF(\hat{\mathbf{a}}, \hat{\mathbf{e}}_t), \\ &= \int \left[\int 1\{\bar{\mathbf{x}}' \boldsymbol{\varphi} + \theta + \zeta_t > 0\} dF(\theta + \zeta|\hat{\mathbf{a}}, \hat{\mathbf{e}}_t) \right] dF(\hat{\mathbf{a}}, \hat{\mathbf{e}}_t) \\ &= E_{\theta+\zeta}(1\{\bar{\mathbf{x}}' \boldsymbol{\varphi} + \theta + \zeta_t > 0\}). \end{aligned} \quad (2.13)$$

The APE of changing a variable, say \bar{x}_k , from \bar{x}_k to $\bar{x}_k + \Delta_k$ can be obtained as

$$\frac{\Delta G(\bar{\mathbf{x}})}{\Delta_k} = \frac{G(\bar{\mathbf{x}}_{-k}, \bar{x}_k + \Delta_k) - G(\bar{\mathbf{x}})}{\Delta_k}. \quad (2.14)$$

To point-identify the ASF, $G(\bar{\mathbf{x}})$, it is required that $F(\mathbf{x}_t' \boldsymbol{\varphi} = \bar{\mathbf{x}}' \boldsymbol{\varphi}; \hat{\mathbf{a}} = \bar{\mathbf{a}}, \hat{\mathbf{e}}_t = \bar{\mathbf{e}})$ be evaluated at all values of $(\bar{\mathbf{a}}, \bar{\mathbf{e}})$ in the support of the unconditional distribution of $(\hat{\mathbf{a}}, \hat{\mathbf{e}})$. This requires that the support of the conditional distribution of $(\hat{\mathbf{a}}, \hat{\mathbf{e}})$ conditional on $\mathbf{x}_t = \bar{\mathbf{x}}$ be equal to the support of the unconditional distribution. It ensures that for any group of individuals defined in terms of $(\hat{\mathbf{a}}, \hat{\mathbf{e}}_t)$, at least some experience $\mathbf{x}_t = \bar{\mathbf{x}}$. This is analogous to the overlap condition in the program evaluation literature, where treatment is discrete.

For many triangular systems that employ the control function, \mathbf{v}_t , or $\{F(v_{1,t}) \dots F(v_{d_x,t})\}'$ – where $F(v_{1,t})$, the CDF of $v_{1,t}$, is equal to $F(x_{1,t}|\mathbf{z}_{it})$, the CDF of $x_{1,t}$ given \mathbf{z}_t – the requirement of common support necessitates that along with the rank condition (see theorem 1) the set of instruments, \mathbf{z}_t , contains a continuous instrument with large support (this is discussed in IN, Florens *et al.*, and in Blundell and Powell (2003)). In lemma 3 we show that when the instruments have small support – that is, when instruments are binary, discrete, or continuous but without large support – the support requirement for $G(\bar{\mathbf{x}})$ to be point-identified by the “partial-mean” formulation in equation (2.13) is satisfied if \mathbf{x} have a large support.

Lemma 3 *If the endogenous variables, \mathbf{x} , have large a support, then under AS 3, the support of the conditional distribution of $\hat{\mathbf{a}}(X, Z, \Theta_1)$ and $\hat{\mathbf{e}}_t(X, Z, \Theta_1)$, conditional on $\mathbf{x}_t = \bar{\mathbf{x}}$, is same as the support of their marginal distribution.*

Proof of Lemma 3 Given in Appendix A.

In our approach, the control functions, $\hat{\mathbf{e}}_t$ and $\hat{\mathbf{a}}$, are smooth, unbounded functions of \mathbf{x}_t 's, $t \in \{1, \dots, T\}$. Therefore, when \mathbf{x} is continuous with a large support, because the \mathbf{x}_s 's, $s \neq t$, are unrestricted the ranges of $\hat{\mathbf{a}}$ and $\hat{\mathbf{e}}_t = \mathbf{x}_t - \pi\mathbf{z}_t - \hat{\mathbf{a}}$ conditional on $\mathbf{x}_t = \bar{\mathbf{x}}$ do not depend on \mathbf{x}_t . Since the result does not rely on any kind of restriction on \mathbf{z}_t 's support, our method circumvents the need to have a continuous instrument with large support to point-identify the ASF and/or the APEs when some of the \mathbf{x} 's have large supports.

Before proceeding further, we note that these results could be useful for computing the quantile structural function (QSF), as in IN, for the kind of triangular set-ups considered in Blundell and Powell (2003), where the structural equation is nonseparable in errors, but additively separable in the reduced form. When the nonseparable structural and reduced form equations are strictly increasing in their respective scalar errors, D'Haultfœuille and Février (2015) and Torgovitsky (2015) show that the structural function, $y_t = g(\mathbf{x}_t, \varepsilon_t)$, is point-identified with discrete instruments. The key observation in both the papers is that establishing point identification is tantamount to solving a functional fixed point problem. While the papers differ in their approach to establishing sufficient conditions under which the fixed point problem admits a unique solution, they are able to avoid the partial-mean formulation in equation (2.13), or in equation (6) of IN's, to identify the QSF, which in their case is same as the structural function. Since $g(\mathbf{x}_t, \varepsilon_t)$ is required to be strictly monotonic in ε_t , these methods, however, are not suitable for identification in discrete choice models.

When the support condition in lemma 3 is not satisfied, one can establish bounds on the ASF and the APE's. Let \mathcal{A} be the unconditional support of $(\hat{\mathbf{a}}, \hat{\mathbf{e}}_t)$ and $\mathcal{A}(\bar{\mathbf{x}}) \equiv \{(\hat{\mathbf{a}}, \hat{\mathbf{e}}_t) : f(\hat{\mathbf{a}}, \hat{\mathbf{e}}_t|\bar{\mathbf{x}}) > 0\}$ be the support of $(\hat{\mathbf{a}}, \hat{\mathbf{e}}_t)$ conditional on $\bar{\mathbf{x}}$. When the support of \mathbf{x} is bounded and the instruments have a small support then $\mathcal{A} \neq \mathcal{A}(\bar{\mathbf{x}})$. Now, let

$$\tilde{G}(\bar{\mathbf{x}}) = \int_{\mathcal{A}(\bar{\mathbf{x}})} F(\bar{\mathbf{x}}'\boldsymbol{\varphi}; \hat{\mathbf{a}}, \hat{\mathbf{e}}_t) dF(\hat{\mathbf{a}}, \hat{\mathbf{e}}_t) \quad (2.15)$$

be the identified object and let $P(\bar{\mathbf{x}}) = \int_{\mathcal{A} \cap \mathcal{A}(\bar{\mathbf{x}})^c} dF(\hat{\boldsymbol{\alpha}}, \hat{\boldsymbol{\epsilon}}_t)$. Since

$$G(\mathbf{x}_t) = \tilde{G}(\bar{\mathbf{x}}) + \int_{\mathcal{A} \cap \mathcal{A}(\bar{\mathbf{x}})^c} F(\bar{\mathbf{x}}' \boldsymbol{\varphi}; \hat{\boldsymbol{\alpha}}, \hat{\boldsymbol{\epsilon}}_t) dF(\hat{\boldsymbol{\alpha}}, \hat{\boldsymbol{\epsilon}}_t)$$

and since $0 \leq F(\bar{\mathbf{x}}' \boldsymbol{\varphi}; \hat{\boldsymbol{\alpha}}, \hat{\boldsymbol{\epsilon}}_t) \leq 1$, the above equation implies that $G(\bar{\mathbf{x}}) \in [\tilde{G}(\bar{\mathbf{x}}), \tilde{G}(\bar{\mathbf{x}}) + P(\bar{\mathbf{x}})]$; that is, $G(\bar{\mathbf{x}})$ is set-identified. The bounds on $G(\bar{\mathbf{x}})$ are sharp since there are no restrictions on $E(y_t | \mathbf{x}_t = \bar{\mathbf{x}}, \hat{\boldsymbol{\alpha}}, \hat{\boldsymbol{\epsilon}}_t) = F(\bar{\mathbf{x}}' \boldsymbol{\varphi}; \hat{\boldsymbol{\alpha}}, \hat{\boldsymbol{\epsilon}}_t)$ imposed by the data.

It follows then that the APEs are also set-identified when support requirement in lemma 3 is not met. To derive bounds for the APE of changing x_k from \bar{x}_k to $\bar{x}_k + \Delta_k$, let us first denote $(\bar{\mathbf{x}}'_{-k}, \bar{x}_k + \Delta_k)'$ by $\bar{\mathbf{x}}_{\Delta k}$. Since the ASF, $G(\bar{\mathbf{x}}_{\Delta k})$, at $\bar{\mathbf{x}}_{\Delta k}$ is partially identified, where $G(\bar{\mathbf{x}}_{\Delta k}) \in [\tilde{G}(\bar{\mathbf{x}}_{\Delta k}), \tilde{G}(\bar{\mathbf{x}}_{\Delta k}) + P(\bar{\mathbf{x}}_{\Delta k})]$, the APE of x_k at $\bar{\mathbf{x}}$, $\Delta G(\bar{\mathbf{x}}) / \Delta_k$, lies in the interval,

$$\left[\frac{\tilde{G}(\bar{\mathbf{x}}_{\Delta k}) - \tilde{G}(\bar{\mathbf{x}}) - P(\bar{\mathbf{x}})}{\Delta_k}, \frac{\tilde{G}(\bar{\mathbf{x}}_{\Delta k}) + P(\bar{\mathbf{x}}_{\Delta k}) - \tilde{G}(\bar{\mathbf{x}})}{\Delta_k} \right], \quad (2.16)$$

where the sharpness of the bounds on APE derives from that of the bounds on ASF.

Once we have the consistent estimates, $\hat{\Theta}_2$, of Θ_2 , to estimate the bounds on APE of a variable, x_k , we first, as in IN, estimate the support of the estimates, $(\hat{\boldsymbol{\alpha}}_i, \hat{\boldsymbol{\epsilon}}_{it})$, given $\bar{\mathbf{x}}$ as

$$\hat{\mathcal{A}}(\bar{\mathbf{x}}) = \{(\hat{\boldsymbol{\alpha}}_i, \hat{\boldsymbol{\epsilon}}_{it}) : \hat{f}(\hat{\boldsymbol{\alpha}}_i, \hat{\boldsymbol{\epsilon}}_{it} | \bar{\mathbf{x}}) \geq \delta(\bar{p}), (\hat{\boldsymbol{\alpha}}_i, \hat{\boldsymbol{\epsilon}}_{it}) \in \hat{\mathcal{A}}\},$$

where $\hat{f}(\hat{\boldsymbol{\alpha}}_i, \hat{\boldsymbol{\epsilon}}_{it} | \bar{\mathbf{x}})$, which is the estimate of the conditional density of $(\hat{\boldsymbol{\alpha}}_i, \hat{\boldsymbol{\epsilon}}_{it})$ given $\bar{\mathbf{x}}$, is obtained by employing the method of estimating the conditional density function in Hall *et al.* (2004)¹¹. $\hat{\mathcal{A}}$ is an estimator of the support, \mathcal{A} , containing all $(\hat{\boldsymbol{\alpha}}_i, \hat{\boldsymbol{\epsilon}}_{it})$. In the above, $\delta(\bar{p})$ is the trimming parameter and, as discussed in Cadre *et al.* (2013), is obtained as a solution to the following equation:

$$\int_{\{\hat{f} \geq \delta\}} \hat{f}(\hat{\boldsymbol{\alpha}}_i, \hat{\boldsymbol{\epsilon}}_{it} | \bar{\mathbf{x}}) = \bar{p}, \text{ where } \bar{p} \text{ is a fixed probability level.}$$

When \bar{p} is close to 1, the upper level set, $\{(\hat{\boldsymbol{\alpha}}_i, \hat{\boldsymbol{\epsilon}}_{it}) : \hat{f}(\hat{\boldsymbol{\alpha}}_i, \hat{\boldsymbol{\epsilon}}_{it} | \bar{\mathbf{x}}) \geq \delta(\bar{p})\}$, is close to the support of the conditional distribution.

To estimate $\delta(\bar{p})$, let

$$\hat{H}(\gamma) = \frac{1}{NT} \sum_{i,t} 1\{\hat{f}(\hat{\boldsymbol{\alpha}}_i, \hat{\boldsymbol{\epsilon}}_{it} | \bar{\mathbf{x}}) \leq \gamma\} \text{ be the estimate of } H(\gamma) = \Pr(f(\hat{\boldsymbol{\alpha}}_i, \hat{\boldsymbol{\epsilon}}_{it} | \bar{\mathbf{x}}) \leq \gamma),$$

and let the estimate of $(1 - \bar{p})$ -quantile of the law of $f(\hat{\boldsymbol{\alpha}}_i, \hat{\boldsymbol{\epsilon}}_{it} | \bar{\mathbf{x}})$ be $\gamma(\bar{p}) = \inf\{\gamma \in \mathbb{R} : \hat{H}(\gamma) \geq 1 - \bar{p}\}$. $\gamma(\bar{p})$ can be computed by considering the order statistic induced by the sample: $\hat{f}(\hat{\boldsymbol{\alpha}}_1, \hat{\boldsymbol{\epsilon}}_{1,1} | \bar{\mathbf{x}}), \dots, \hat{f}(\hat{\boldsymbol{\alpha}}_N, \hat{\boldsymbol{\epsilon}}_{N,T} | \bar{\mathbf{x}})$. Cadre *et al.* note that whenever $H(\gamma)$ is

¹¹R's 'np' package developed by Hayfield and Racine (2008) implements the method. The package's 'npcdens' function computes kernel conditional density estimates of p variables conditional on q variables.

continuous at $\gamma(\bar{p})$, then $\delta(\bar{p}) = \gamma(\bar{p})$. Following [IN](#), for the application in section 4, we set $\bar{p} = 0.975$.

Given the estimate $\hat{\mathcal{A}}(\bar{\mathbf{x}})$, we can estimate $\tilde{G}(\cdot)$ and $P(\cdot)$ in [\(2.15\)](#) at $\bar{\mathbf{x}}$ as

$$\begin{aligned}\hat{\tilde{G}}(\bar{\mathbf{x}}) &= \frac{1}{NT} \sum_{i,t} \Phi(\bar{\mathbf{x}}' \hat{\boldsymbol{\phi}} + \hat{\boldsymbol{\phi}}_{\alpha} \hat{\alpha}_i + \hat{\boldsymbol{\phi}}_{\epsilon} \hat{\epsilon}_{it}) 1[(\hat{\alpha}_i, \hat{\epsilon}_{it}) \in \hat{\mathcal{A}}(\bar{\mathbf{x}})] \text{ and} \\ \hat{P}(\bar{\mathbf{x}}) &= \frac{1}{NT} \sum_{i,t} 1[(\hat{\alpha}_i, \hat{\epsilon}_{it}) \notin \hat{\mathcal{A}}(\bar{\mathbf{x}})] \text{ respectively.}\end{aligned}\tag{2.17}$$

Now that we can estimate $\tilde{G}(\cdot)$ and $P(\cdot)$ at any \mathbf{x} , the bounds on APE in [\(2.16\)](#), too, can be computed.

In Appendix D we derive the asymptotic covariance matrix of the second-stage coefficient estimates when the first stage estimation involves estimating a system of regression using the method in [Biørn \(2004\)](#). Given the covariance matrix of the second-stage coefficient estimates, we also derive the confidence intervals (CIs) proposed in [Imbens and Manski \(2004\)](#) for the partially identified APEs.

However, first, because the expressions needed to compute the covariance matrices might be computationally involved, and secondly, because new expressions for the covariance matrix of the second-stage coefficient estimates will have to be derived when a different estimator for the first stage reduced form is employed, we suggest that bootstrapping procedure be employed to approximate the variance of the estimated coefficient. To obtain bootstrap standard errors for control function methods, both parts of the estimation are included for every bootstrap sample (see [Wooldridge, 2015](#)), where resampling, as in [PW](#), can be done at the level of cross-sectional unit.

3 Monte Carlo Experiments

In this section we discuss the results of the Monte Carlo (MC) experiments, which we conduct to analyze the finite sample behaviour of our model and compare the estimates of APEs from ours and alternative estimators to the true measures of the APEs. Since we want to compare the performance of our estimator to the performances of alternative estimators with setups similar to ours, such as that of [PW](#)'s, which has a single endogenous regressor, we first conduct the simulation exercise with one endogenous variable, x . And since our method allows for multiple endogenous regressors, we also experiment with two endogenous regressors, (x_1, x_2) .

In the first simulation exercise, we consider the following data generating process (DGP):

$$y_{it} = 1\{\varphi x_{it} + \theta_i + \zeta_{it} > 0\} \text{ and } 0 \text{ otherwise, where} \tag{3.1}$$

$$x_{it} = \pi z_{it} + \alpha_i + \epsilon_{it}, i = 1, \dots, n, t = 1, \dots, 5, \tag{3.2}$$

and where z_{it} is the instrument. We assume that $\varphi = -1$ and that $\pi = 1.5$. We allow the individual specific effects α_i and θ_i to be correlated with the vector of instruments, $Z_i = (z_{i1}, \dots, z_{i5})'$. The z_{it} 's are i.i.d and marginally distributed as $N[0, \sigma_z^2]$, where $\sigma_z = 5$. The variables, Z_i , α_i , and θ_i , are drawn from the following distribution: $(Z_i', \alpha_i, \theta_i)' \sim N[0, \Sigma_{z\alpha\theta}]$, where $\sigma_\alpha = 3$, $\sigma_\theta = 4$, $\rho_{z\alpha} = 0.4$, $\rho_{z\theta} = 0.2$, and $\rho_{\alpha\theta} = 0.5$. The above choice of correlation coefficients ensures that, conditional on α_i , the conditional correlation between z_{it} and θ_i , $\rho_{z\theta|\alpha} = \rho_{z\theta} - \rho_{z\alpha}\rho_{\alpha\theta} = 0$, which, in this case, also implies that conditional on α_i , $\theta_i \perp\!\!\!\perp Z_i|\alpha_i$.

In accordance with assumption AS 1, we assume that $(\zeta_i, \epsilon_i) \perp\!\!\!\perp (Z_i', \alpha_i, \theta_i)'$, and draw $(\zeta_{it}, \epsilon_{it})$ from $N[0, \Sigma_{\zeta\epsilon}]$, where the elements σ_ζ^2 , σ_ϵ^2 , and $\rho_{\zeta\epsilon}$ of $\Sigma_{\zeta\epsilon}$ are assumed as $\sigma_\zeta^2 = \sigma_\epsilon^2 = 1$ and $\rho_{\zeta\epsilon} = 0.75$. The DGP assumptions, $\theta_i \perp\!\!\!\perp Z_i|\alpha_i$ and $(Z_i', \alpha_i, \theta_i)' \perp\!\!\!\perp (\zeta_i, \epsilon_i)$, together satisfy AS 2 (a) ¹², and since $(\zeta_{it}, \epsilon_{it})$ are i.i.d., they also satisfy AS 2 (b).

From this DGP we generate $(Z_i', \alpha_i, \theta_i)'$ and $(\zeta_{it}, \epsilon_{it})$ of varying size, n , with t fixed at $t = 5$. We then discretized z_{it} to take value 1 if $z_{it} > 0$ and 0 otherwise. Having generated $(Z_i', \alpha_i, \theta_i)'$ and $(\zeta_{it}, \epsilon_{it})$, we generate x_{it} according to (3.2) and then y_{it} according to (3.1).

We have showed that by estimating

$$y_{it} = 1\{\varphi x_{it} + \varphi_\alpha \hat{\alpha}_i + \varphi_\epsilon \hat{\epsilon}_{it} + \eta_{it} > 0\}, \quad (3.3)$$

where $\hat{\alpha}_i$ and $\hat{\epsilon}_{it}$ are the control variables, as a probit model we can obtain consistent estimates of the ASF and the APE. The control variables, $\hat{\alpha}_i$ and $\hat{\epsilon}_{it}$, are obtained from the estimates of the reduced form equation (3.2), augmented with $\pi \bar{z}_i = \pi T^{-1} \sum_{t=1}^T z_{it}$, which is estimated as a random effect model by the method of MLE. The APE at \bar{x} after estimating equation (3.3) could be obtained by averaging

$$\frac{1}{\Delta x} \Phi \left(\frac{\varphi x_{it} + \varphi_\alpha \hat{\alpha}_i + \varphi_\epsilon \hat{\epsilon}_{it}}{\sigma_\eta} \right) \quad (3.4)$$

over $\hat{\alpha}$ and $\hat{\epsilon}$ at $x_{it} = \bar{x} + \Delta x$ and $x_{it} = \bar{x}$ and taking the difference. In the above, σ_η^2 is the variance of η_{it} in equation (3.3) and Φ is the standard cumulative normal density function.

Now, while in practice the heterogeneity terms, (θ_i, ζ_{it}) and $(\alpha_i, \epsilon_{it})$, are unobserved, in MC experiments we do know what these values are. By averaging $1\{x_{it}\varphi + \theta_i + \zeta_{it} > 0\}$ over (θ_i, ζ_{it}) at $x_{it} = \bar{x}$ to obtain $G(\bar{x})$ and the same at $x_{it} = \bar{x} + \Delta x$ to obtain $G(\bar{x} + \Delta x)$, we could compute the true measure of APE, $\frac{\partial G(x_{it})}{\partial x}$, at $x_{it} = \bar{x}$ by computing $\frac{G(\bar{x} + \Delta x) - G(\bar{x})}{\Delta x}$. For the exercise, we chose $\bar{x} = 1$ and $\Delta x = 0.05$. Since we average over realizations of (θ_i, ζ_{it}) , there is some variability in the values of $\frac{\partial G(\bar{x})}{\partial x}$ over the replications; the average over the replications for every sample size is reported in the tables containing the results. For notational convenience we will denote the true APE

¹²Given the DGP assumptions, it can be verified that $\zeta_i \perp\!\!\!\perp Z_i|\alpha_i, \epsilon_i, \theta_i$ and $\theta_i \perp\!\!\!\perp Z_i|\alpha_i, \epsilon_i$; these two then imply that $\theta_i, \zeta_i \perp\!\!\!\perp Z_i|\alpha_i, \epsilon_i$ or equivalently $\theta_i, \zeta_i \perp\!\!\!\perp X_i|\alpha_i, \epsilon_i$.

by $\frac{\partial G(\bar{x})}{\partial x}$. Estimates of APE from any of the model considered in this section will be denoted by $\widehat{\frac{\partial G(\bar{x})}{\partial x}}$.

One of the alternative estimators, which has its set-up similar to ours is the method proposed by [PW](#). To address the issue of endogeneity, [PW](#) also propose a two-step control function method. They first assume that $\theta_i = E(\theta_i|Z_i) + \tau_i = \pi_\theta \bar{z}_i + \tau_i$ and $\alpha_i = E(\alpha_i|Z_i) + a_i = \pi_\alpha \bar{z}_i + a_i$, where $\bar{z}_i = T^{-1} \sum_{t=1}^T z_{it}$. Given the assumptions, they write the triangular system in (3.1) and (3.2) as

$$y_{it} = 1\{\varphi x_{it} + \pi_\theta \bar{z}_i + \tau_i + \zeta_{it} > 0\} \quad (3.5)$$

$$x_{it} = \pi z_{it} + \pi_\alpha \bar{z}_i + v_{PWit}, \quad (3.6)$$

where $v_{PWit} = a_i + \epsilon_{it}$. They then make the control function assumption that $\tau_i + \zeta_{it} \perp\!\!\!\perp x_{it} | v_{PWit}$. This allows them to estimate the APE at $x_{it} = \bar{x}$ by averaging

$$\frac{1}{\Delta x} \Phi\left(\frac{\varphi x_{it} + \pi_\theta \bar{z}_i + \rho v_{PWit}}{\sigma_{PW}}\right)$$

over $\pi_\theta \bar{z}$ and v_{PW} at $x_{it} = \bar{x} + \Delta x$ and $x_{it} = \bar{x}$ and taking the difference. In the above, ρ is population regression coefficient of $\tau_i + \zeta_{it}$ on v_{PWit} , and where v_{PWit} is obtained as residuals after estimating (3.6) in the first stage. The conditional distribution of $\tau_i + \zeta_{it}$ given v_{PWit} is assumed to follow a normal distribution with variance σ_{PW}^2 . If their method gives consistent estimates of APE, then it must be that the above measure is equal to $\frac{\partial G(\bar{x})}{\partial x}$.

In [Chamberlain's](#) correlated random effects (CRE) probit and in [Chamberlain's](#) conditional logit (CL), x_{it} is assumed to be independent of the idiosyncratic term, ζ_{it} . While in CRE probit model $E(\theta_i|X_i)$ is specified, in the CL model the distribution of θ_i is left unspecified. Assuming that $\theta_i = \pi_\theta \bar{x}_i + \tau_i$, where $\pi_\theta \bar{x}_i$ is the specification for $E(\theta_i|X_i)$, the structural equation for the CRE probit model is given by

$$y_{it} = 1\{\varphi x_{it} + \pi_\theta \bar{x}_i + \tau_i + \zeta_{it} > 0\}, \text{ where } \tau_i = \theta_i - E(\theta_i|X_i).$$

$\tau_i + \zeta_{it}$ is assumed independent of X_i and is distributed normally with variance σ_{CRE}^2 . The CRE probit model is estimated as a probit model by pooling the data. If the CRE probit model, too, gives consistent measure of APE then it has to be that

$$\frac{1}{\Delta x} \left[\int \Phi\left(\frac{\varphi(x_{it} + \Delta x) + \pi_\theta \bar{x}_i}{\sigma_{CRE}}\right) dF(\pi_\theta \bar{x}) - \int \Phi\left(\frac{\varphi x_{it} + \pi_\theta \bar{x}_i}{\sigma_{CRE}}\right) dF(\pi_\theta \bar{x}) \right] = \frac{\partial G(x_{it})}{\partial x},$$

where the LHS is the measure of APE of x at x_{it} pertaining to the CRE probit model.

The structural equation for the CL model is same as equation (3.1), where ζ_{it} follows a logistic distribution. The APE of x at x_{it} for the CL model is

$$\frac{1}{\Delta x} \left[\int \Lambda(x_{it} + \Delta x, \theta_i) dF(\theta) - \int \Lambda(x_{it}, \theta_i) dF(\theta) \right],$$

where $\Lambda(x_{it}, \theta_i) = \Pr(y_{it} = 1 | x_{it}, \theta_i) = \frac{\exp(\varphi x_{it} + \theta_i)}{1 + \exp(\varphi x_{it} + \theta_i)}$. Once we have estimated φ by estimating the CL model, we can estimate the APE by averaging $\Lambda(x_{it} + \Delta x, \theta_i)$ and $\Lambda(x_{it}, \theta_i)$ over θ_i and taking the difference.

Table 1 provides the results for various sample size, n , with $m = 2000$ Monte Carlo replications. In the Table and in Figure 1 we compare the performance of our method, which we term CRECF¹³ method, to the alternative estimators considered above.

Table 1: Performance of the APE, $\frac{\partial G(\bar{x}=1)}{\partial x}$, for alternative estimators.

	True APE	CRECF Method		Papke and Wooldridge		Chamberlain's CRE Probit		Chamberlain's Logit	
	Mean	RMSE	Mean	RMSE	Mean	RMSE	Mean	RMSE	Mean
$N=200$	-.0931	.0445	-.0920	.0724	-.0354	.0561	-.0578	.0473	-.1070
$N=500$	-.0944	.0283	-.0932	.0654	-.0353	.0462	-.0578	.0310	-.1061
$N=1000$	-.0935	.0203	-.0936	.0616	-.0353	.0408	-.0579	.0238	-.1057
$N=2000$	-.0934	.0143	-.0936	.0597	-.0353	.0381	-.0579	.0189	-.1057
$N=5000$	-.0939	.0088	-.0936	.0592	-.0353	.0370	-.0579	.0144	-.1053

RMSE is Root Mean Square Error and Mean is the mean value of $m = 2000$ APEs.

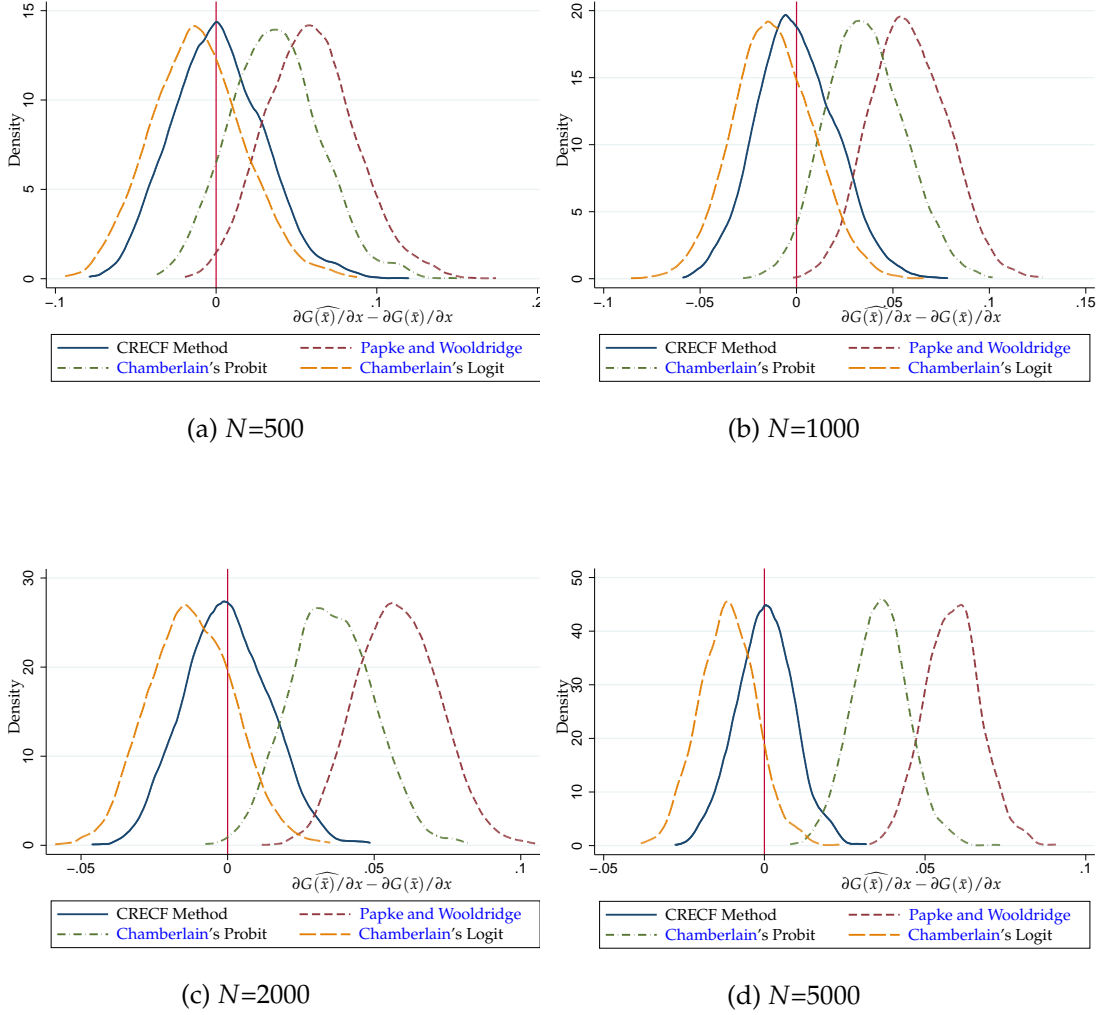
In Figure 1 we plot the densities of $m = 2000$ MC estimates of $\partial \widehat{G}(x_{it}) / \partial x - \partial G(x_{it}) / \partial x$, at $x_{it} = 1$, obtained for the four estimation methods for different sample sizes. It can be seen from the figure that for each of the alternative estimators, the APE of x is estimated with a bias, which persists as the sample size grows larger. Thus, even as the variance of $\partial \widehat{G}(x_{it}) / \partial x - \partial G(x_{it}) / \partial x$ for each of the alternative methods decreases, the root mean square error (RMSE) for alternative methods in Table 1 decreases quite slowly.

Since the CL and CRE probit models do not account for the endogeneity of x_{it} with respect to the transitory errors, ζ_{it} , the methods can give biased results. Unexpectedly, however, the method proposed by PW, which tries to accounts for correlation between Z_i and θ_i and the correlation of x_{it} with both θ_i and ζ_{it} , gives the least satisfactory results. This suggests that under a more general DGP, as in our MC experiments, their control function assumption that $\tau_i + \zeta_{it} \perp\!\!\!\perp X_i | v_{PWit}$, where both $\tau_i + \zeta_{it}$ and v_{PWit} are assumed to be independent of Z_i , is, as discussed in remark 3 and proposition 1, likely to get violated.

To validate the claims made in remark 3, we conduct some MC experiments to compare the APE when $V_{PW,i} \equiv \{v_{PW,i1}, \dots, v_{PW,iT}\}$ is used as a control function as against when only $v_{PW,it}$ is used a control function. In Figure 2 below, we have plotted the density of difference between the estimated and the true APEs, $\partial \widehat{G}(x_{it}) / \partial x - \partial G(x_{it}) / \partial x$, where the estimated APEs are the APEs that are obtained by varying the control functions and the instruments in PW's model. As can be seen in figure, when the instrument is continuous with a large support, employing $V_{PW,i}$ yields consistent estimates of the APE, whereas if only $v_{PW,it}$ is employed as control function, then we get estimates that are biased. When the same instrument is discretized to take value 1 and 0, we get biased estimates when either $V_{PW,i}$ or $v_{PW,it}$ is employed as control function. This is because when the instrument is discrete, even though $V_{PW,i}$ is the appropriate control function, the APE is not point but partially identified.

¹³The acronym derives from fact that the control functions are based on correlated random effects in the reduced form equations.

Figure 1: Comparison with Alternative Estimators: Density of $\partial G(\widehat{x})/\partial x - \partial G(x)/\partial x$ at $\bar{x} = 1$ for different Sample Size.



That the APEs when using the traditional control function, as in [PW](#)'s, may not be point identified when the instrument, z_{it} , is binary even when x_{it} has a large support can be seen in [Figure 3](#) (c), which has the plots of the level sets of the kernel estimates of the joint density of (x, v_{PWit}) . The figure suggests that the common support requirement for point identification may be satisfied only over a small range of x values in [PW](#)'s model. Whereas from [Figure 3](#) (a) and (b), we can deduce that the support of the conditional distribution of $(\hat{\epsilon}_{it}, \hat{\alpha}_i)$ given x is almost the same for large ranges of x .

As our method allows for multiple endogenous regressors, we also conduct a simulation exercise with two endogenous regressors. The two instruments, $\mathbf{z}_{it} = (z_{1it}, z_{2it})$, are i.i.d and marginally distributed as $N[0, \sigma_z^2]$, where $\sigma_{z_1} = 5, \sigma_{z_2} = 2$, and $\rho_{z_1 z_2} = 0.25$. The instruments, $\mathbf{Z}'_i \equiv \{\mathbf{z}_{i1}, \dots, \mathbf{z}_{i5}\}$ and the individual effects are correlated, and follow the joint distribution: $(\mathbf{Z}'_i, \alpha_{1i}, \alpha_{2i}, \theta_i)' \sim N[0, \Sigma_{z\alpha\theta}]$, where $\sigma_{\alpha_1} = 6, \sigma_{\alpha_2} = 2, \sigma_{\theta} = 4$, $\rho_{z_1 \alpha_1} = 0.2, \rho_{z_2 \alpha_1} = 0.3, \rho_{z_1 \alpha_2} = 0.25, \rho_{z_2 \alpha_2} = 0.3, \rho_{\alpha_1 \alpha_2} = 0.5, \rho_{z_1 \theta} = 0.1, \rho_{z_2 \theta} = 0.15, \rho_{\alpha_1 \theta} = 0.5, \rho_{\alpha_2 \theta} = 0.25$. The above choice of correlation coefficients ensures that, con-

Figure 2: Density of difference between the estimated and the true APEs, $\partial G(\widehat{x})/\partial x - \partial G(x)/\partial x$, at $\bar{x} = 1$ where the estimated APEs, $\partial G(\widehat{x})/\partial x$, are obtained by varying the control functions and the instruments in PW's model. Sample Size: $N=5000$

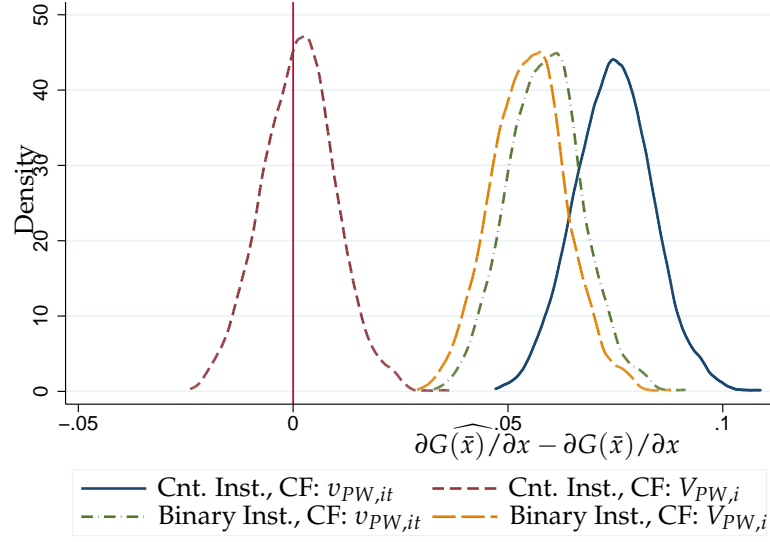
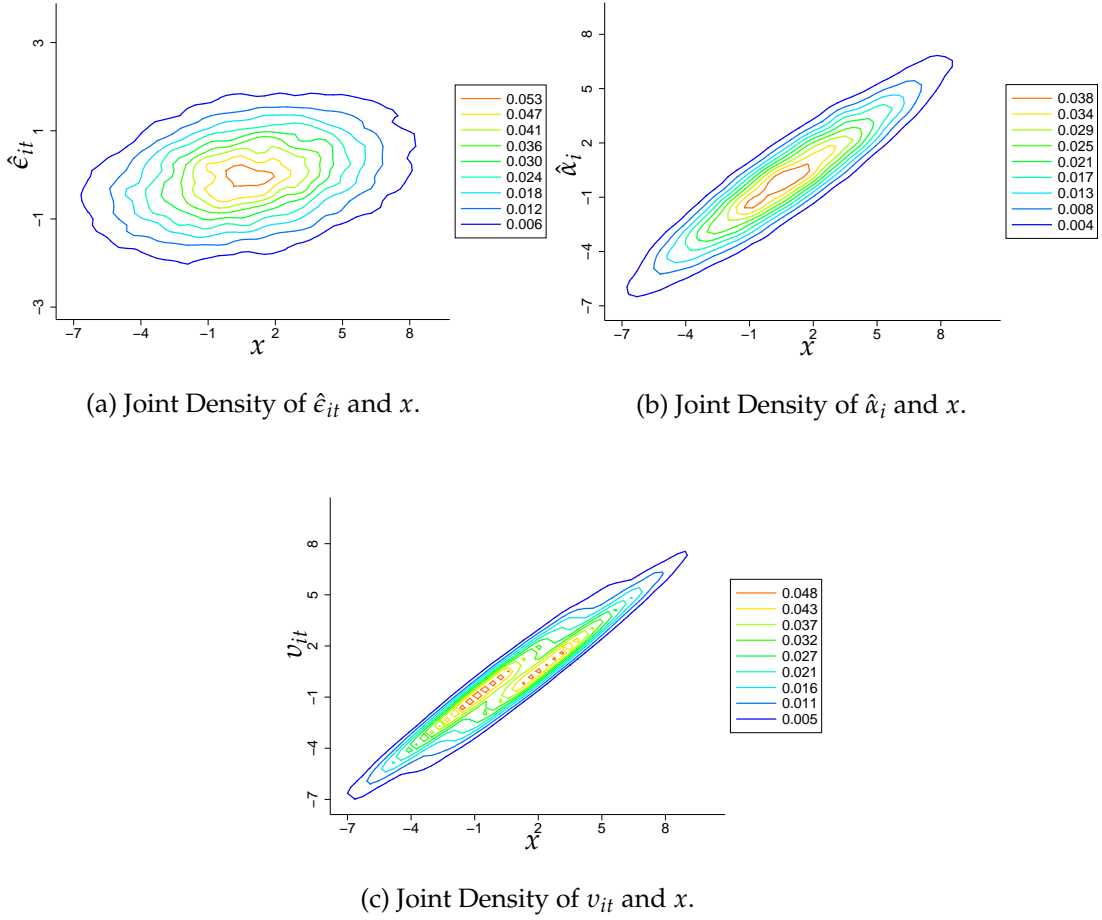


Figure 3: Level curves of estimated joint density of x and various control functions.



ditional on $\alpha_i = (\alpha_{i2}, \alpha_{i2})$, the conditional correlation between \mathbf{z}_{it} and θ_i is 0. Having generated the data, we then discretize the instruments to take values 0 and 1: z_{1it} takes

value 1 if it is non-negative and 0 otherwise, while z_{2it} takes value 1 if it is greater than or equal 1 and 0 otherwise. The idiosyncratic error terms $(\zeta_{it}, \epsilon_{1it}, \epsilon_{2it})$ are drawn from $N[0, \Sigma_{\zeta\epsilon}]$, where the elements of $\Sigma_{\zeta\epsilon}$ are assumed as $\sigma_{\zeta}^2 = \sigma_{\epsilon_1}^2 = \sigma_{\epsilon_2}^2 = 1$, $\rho_{\zeta\epsilon_1} = 0.75$, $\rho_{\zeta\epsilon_2} = 0.25$, and $\rho_{\epsilon_1\epsilon_2} = 0.5$.

With Z_i and the error terms in place, we next generate x_{1it} , x_{2it} and y_{it} according to:

$$\begin{aligned} x_{1it} &= -1z_{1it} + .05z_{2it} + \alpha_{1i} + \epsilon p_{1it} \\ x_{2it} &= .025z_{1it} + .75z_{2it} + \alpha_{2i} + \epsilon p_{2it} \\ y_{it} &= 1\{-1x_{1it} + 0.5x_{2it} + \theta_i + \zeta_{it} > 0\}. \end{aligned}$$

We compute the APEs at $\bar{x}_1 = 0.5$, $\bar{x}_2 = 1$ and chose $\Delta x_1 = 0.05$ and $\Delta x_2 = 0.1$. Table 2 provides the results for various sample size, n , with $m = 2000$ Monte Carlo replications. In the Table, we compare the performance of our method to the CRE probit and the conditional logit models. Since PW consider only a single endogenous regressor, their model is not considered in these simulations. With lowest RMSE for every sample size, our method outperforms the CRE probit and the conditional logit models.

Table 2: **Performance of the APEs, $\frac{\partial G(\bar{x}_1=0.5, \bar{x}_2=1)}{\partial x_1}$ and $\frac{\partial G(\bar{x}_1=0.5, \bar{x}_2=1)}{\partial x_2}$, for alternative estimators.**

		True APE	CRECF Method		Chamberlain's CRE Probit		Chamberlain's Logit	
		Mean	RMSE	Mean	RMSE	Mean	RMSE	Mean
N= 500	x_1	-0.3328	0.0538	-0.3385	0.0761	-0.3874	0.1114	-0.4294
	x_2	0.1655	0.0411	0.1817	0.186	0.3491	0.2085	0.372
N= 1000	x_1	-0.3325	0.0383	-0.3395	0.0659	-0.3869	0.103	-0.428
	x_2	0.1656	0.0316	0.1821	0.1845	0.349	0.2069	0.3715
N= 2000	x_1	-0.331	0.0282	-0.3402	0.0618	-0.3869	0.1009	-0.4281
	x_2	0.1662	0.0247	0.182	0.1828	0.3484	0.2055	0.3713
N= 5000	x_1	-0.3316	0.0192	-0.3407	0.0579	-0.387	0.098	-0.4281
	x_2	0.1657	0.0205	0.1813	0.1832	0.3487	0.2059	0.3714

RMSE is Root Mean Square Error and Mean is the mean value of $m = 2000$ APEs.

The results therefore imply that assuming $(\hat{\epsilon}_{it}, \hat{\alpha}_i)$ as control function for identifying the ASF and APE, may not be restrictive, and that the developed method can yield consistent result.

To conclude, this finite sample study establishes the following:

- (1) Our method performs well with sample sizes frequently encountered in practice.
- (2) It performs better than the alternative estimators with set-ups similar to ours.
- (3) Employing V_{PW} , instead of v_{PWt} , as a control function yielded consistent APEs when the instrument had a large support. This suggest that when Z is independent of the error terms and the instruments, \mathbf{z}_t , have a large support, then employing V as a control function could yield consistent APEs.

4 Implications of Ownership of Land and Farm Assets on Child Labor

4.1 Introduction

Child labor is a pressing concern in all developing countries. According to International Labour Office's 2016 estimates, worldwide, 152 million children in the age group of 5 to 17 years age group are victims of child labor; 62 million of which are in the Asia-Pacific region. Conditions of child labor can vary. Many children work in hazardous industries that take a toll on their health. Moreover, when children work, they forego education and human capital accumulation, with deleterious effect on their future earning potential. Furthermore, since there is positive externality to human capital accumulation, as argued by [Baland and Robinson \(2000\)](#) (BR), the social return to such accumulation, too, is not realized.

There is a huge literature, both empirical and theoretical, that has sought to understand the mechanism underlying child labor. What has emerged is that poverty ([Basu and Van 1998](#) & BR), along with imperfection in labor and land market ([Bhalotra and Heady, 2003](#); [Dumas, 2007](#); [Basu et al., 2010](#)) and capital market (BR) to be the major causes of child labor. BR show that child labor increases when endowments of parents are low, and that when capital market imperfections exist and parents cannot borrow, child labor becomes inefficiently high.

[Basu et al. \(2010\)](#) (BDD) point out that papers like [Bhalotra and Heady \(2003\)](#)(BHy) and [Dumas \(2007\)](#) show that in some developing countries the amount of work the children of a household do increases with the amount of land possessed by the household. Since land is usually strongly correlated with a household's income, this finding seems to challenge the presumption that child labor involves the poorest households. They argue that these perverse findings are a facet of labor and land market imperfections, and that in developing countries, poor households in order to escape poverty want to send their children to work but are unable to do so because they have no access to labor markets close to their home. In such a situation, if the household comes to acquire some wealth, say land, its children, if only to escape penury, will start working. However, if the household's land ownership continues to rise, then beyond a point the household will be well-off enough and it will not want to make its children work.

BHy argue that on one hand there is the negative wealth effect of large landholding on child labor, whereby large landholding generate higher income and, thereby, makes it easier for the household to forgo the income that child labor would bring. On the other there is the substitution effect, where due to labor market imperfections, owners of land who are unable to productively hire labor on their farms have an incentive to employ their children. Since the marginal product of child labor is increasing in farm size, this incentive is stronger amongst larger landowners. The value of work experience will also tend to increase in farm size if the child stands to inherit the family farm. Furthermore, they argue that large landowners who cannot productively hire

labor would want to sell their land rather than employ their children on it, but, because of land market failure, are unable to do so. Thus, land market failure reinforces labor market failure.

Cockburn and Dostie (2007) (CD) in their analysis of child labor in Ethiopia find that in presence of labor market imperfections, all assets need not be child labor enhancing. They find that certain productive assets that enable an increase in the total family income may not necessarily increase child labor. They show that assets such as oxen and ploughs that are operated by adults decrease child labor. To test this hypothesis, in our empirical specification we include an index of productive farm assets.

Now, while land and labor market imperfections may exist in developing countries, the extent of imperfection may not be uniform across all countries, or regions within a country. Hence, the relationship between child labor and different kinds of assets, such as landholding or agrarian assets, is an empirical question. The question is important because policy implications could be different under different relationships between various kinds of assets and child labor. For example, if one were to confirm the findings in BHy and BDD, then if monetary transfers are used to increase landholding or land redistribution is done in favor of the poor, child labor may in fact increase. On the other hand, when monetary transfers are used to increase agrarian assets, then is an inverse relationship between agrarian assets and child labor holds, such transfers could reduce the incidence of child labor.

In our data, we find non-agricultural income to be much higher than agricultural income (Table 4). This suggests that land is not the only source of income as in BHy and BDD. BDD assume that land is the only source of income and derive a regression equation where household income is left out. Since non-agricultural income constitutes a major portion of total household income, we also control for household income.

We also find that, overtime, land size distribution has become more unequal (Table 4), which indicates that land market exists in the regions from where the data has been collected. Now, if land market exists, even if imperfect, then it is unlikely that land owned by households will be exogenous to a household's labor supply as in BHy and BDD, where land is mainly inherited, but endogenously determined along with household's, including children's, labor supply decisions. However, endogeneity could also arise due to omitted variables. To account for the endogeneity of landholding along with that of productive assets and household income, we employ the method developed in the paper.

4.2 Data and Empirical Model

4.2.1 Data

We conduct our empirical analysis at the level of the child using two waves, 2006-07 and 2009-2010, of the data from Young Lives Study (YLS), a panel study from six

districts of the state of United¹⁴ Andhra Pradesh (henceforth AP) in India. We restrict our sample to children in the age group of 5 to 14 years in 2007 living in rural areas. Finally, excluding children for whom relevant information was missing, we were left with 2458 children. Table 3 and Table 4 have the relevant descriptive statistics.

Table 3: Work Status by Age Group

Year 2007				Year: 2010			
Age Group	Not Working	Working	Total	Age Group	Not Working	Working	Total
5 to 7 years	45.25	5.02	50.27	8 to 10 years	31.25	19.03	50.27
8 to 14 years	22.88	26.85	49.73	11 to 17 years	14.98	34.75	49.73
Total	68.13	31.87	100.00	Total	46.23	53.77	100.00

The figures are in percentage. Total number of children in each period: 2458

Children were asked how much time they spent in the reference period (a typical day in the last week) doing (a) wage labor, (b) non-wage labor, or (c) domestic chores¹⁵. If the answer was positive number of hours for any one of the activities, then the binary variable *DWORK* was assigned value 1, 0 otherwise. The major component of work (not reported here) is due to domestic chores. While both domestic and non-domestic work registered increase over the years, the increase in the proportion of children doing non-domestic work was higher.

In Table 4 we find that while land ownership has become more unequal, the average size of land owned increased over the years. Farming Asset Index, which too increased over the years, was constructed by Principal Component Analysis of several variables, each of which indicate the number of farming related assets¹⁶ of each kind that the household owns.

4.2.2 Empirical Model

Let y_{it} be the binary variable that takes value 1 if the parents of the child i decide that the child works and 0 otherwise. The decision is modelled as in equation (2.1), where y_{it}^* is amount of time devoted to work by child i in period t . The set of endogenous variables, \mathbf{x}_{it} , include income ($INCOME_{it}$) of the household to which the child i belongs, size of the land holdings ($LAND_{it}$), and the index of productive farm assets ($ASSET_{it}$).

¹⁴In 2014 the north-western portion of the then Andhra Pradesh was separated to form the new state of Telangana.

¹⁵Wage labor involves activities for pay, work done for money outside of household, or work done for someone not a part the household. Non-wage labor includes tasks on family farm, cattle herding (household and/or community), other family business, shepherding, piecework or handicrafts done at home (not just farming), and domestic work includes tasks and chores such as fetching water, firewood, cleaning, cooking, washing, and shopping.

¹⁶Farming assets constitute of agriculture tools, carts, pesticide pumps, ploughs, water pumps, threshers, tractors, and other farm equipments.

Table 4: Descriptive Statistics

Variable	2007		2010	
	Mean	Std. Dev.	Mean	Std. Dev.
Child characteristics				
Sex (Male=1, Female=0)	0.52	0.50	0.52	0.50
Age (yrs.)	8.07	2.97	11.07	2.97
Household characteristics				
Parents participated in NREGS (Yes=1 & No=0)	0.33	0.47	0.66	0.47
Total number of days parents worked in NREGS	9.21	21.44	36.00	48.10
Land Owned (acre)	2.32	3.42	3.86	43.53
Farm Asset Index	-0.13	0.98	0.22	1.46
Gini Coefficient for Land Owned	0.62		0.74	
Total Income of Household (in Thousand ₹)	30.91	34.35	48.88	60.24
Annual non-agricultural income (₹)	20787	35813	29013	62225
Annual agricultural income (₹)	5060	23319	9936	42746
Does a household own farm assets (Yes=1 & No=0)	0.69	0.46	0.91	0.29
Number of farm assets	4.70	11.06	6.29	9.01
Engineered Road to the Locality (Yes=1 & No=0)	0.32	0.47	0.58	0.49
Drinkable Water in the Locality (Yes=1 & No=0)	0.87	0.34	0.86	0.34
National Bank in the Locality (Yes=1 & No=0)	0.23	0.41	0.08	0.27
Hospital in the Locality (Yes=1 & No=0)	0.37	0.89	0.38	0.48
Community (Mandal) characteristics				
Total NREGS amount sanctioned (in Million ₹)	7.25	8.30	20.19	19.17
Total number of children/observations in each period: 2458				

To address the issues of endogeneity and heterogeneity, we employ the two-step control function methodology developed in the paper, where the control functions,

$$\hat{\alpha}'_i = (\hat{\alpha}_{INCOME,i}, \hat{\alpha}_{LAND,i}, \hat{\alpha}_{ASSET,i}) \text{ and } \hat{\epsilon}'_{it} = (\hat{\epsilon}_{INCOME,it}, \hat{\epsilon}_{LAND,it}, \hat{\epsilon}_{ASSET,it}),$$

are obtained from the estimates of the first stage reduced form equations (2.7). After augmenting the structural equation (2.1) with the control functions, we get the modified structural equation (2.9), which we estimate as a probit model¹⁷.

To identify the impact of the endogenous variables on the parents' decision to make their children work, we employ the following instruments: (1) *NREGS*, which is the total sanctioned amount at the mandal (region) level at the beginning of financial year (in 2008-09 prices) to support an employment guarantee scheme; (2) *CASTE*, caste (social group) of the child; and (3) a set of four indicator variables that capture the level of infrastructural development in the household's locality/settlement.

The National Rural Employment Guarantee Scheme (NREGS) was initiated in 2006 by the Government of India with the objective to alleviate rural poverty. NREGS legally entitles rural households to 100 days of employment in unskilled manual labour (on

¹⁷For many children, as we know, the optimal choice of y_{it}^* is the corner solution, $y_{it}^* = 0$. For corner solution outcomes, we are interested in features of the distribution such as $\int \Pr(y_{it}^* > 0 | \mathcal{X}_{it}, \hat{\alpha}_i, \hat{\epsilon}_{it}) dF(\hat{\alpha}, \hat{\epsilon})$ and $\int E(y_{it}^* | \mathcal{X}_{it}, \hat{\alpha}_i, \hat{\epsilon}_{it}) dF(\hat{\alpha}, \hat{\epsilon})$, where $\mathcal{X}_{it} = (\mathbf{x}'_{it}, \mathbf{w}'_{it})'$ and

$$\begin{aligned} E(y_{it}^* | \mathcal{X}_{it}, \hat{\alpha}_i, \hat{\epsilon}_{it}) &= \Pr(y_{it}^* = 0 | \mathcal{X}_{it}, \hat{\alpha}_i, \hat{\epsilon}_{it}) \cdot 0 + \Pr(y_{it}^* > 0 | \mathcal{X}_{it}, \hat{\alpha}_i, \hat{\epsilon}_{it}) \cdot E(y_{it}^* | \mathcal{X}_{it}, \hat{\alpha}_i, \hat{\epsilon}_{it}, y_{it}^* > 0) \\ &= \Pr(y_{it}^* > 0 | \mathcal{X}_{it}, \hat{\alpha}_i, \hat{\epsilon}_{it}) E(y_{it}^* | \mathcal{X}_{it}, \hat{\alpha}_i, \hat{\epsilon}_{it}, y_{it}^* > 0). \end{aligned}$$

Due to lack of space, in this application we study only $\int \Pr(y_{it}^* > 0 | \mathcal{X}_{it}, \hat{\alpha}_i, \hat{\epsilon}_{it}) dF(\hat{\alpha}, \hat{\epsilon})$.

public work projects) at a prefixed wage. Now, it can be seen in Table 4 that over the years, the proportion of children with either parent working in NREGS almost doubled. This increase in participation was accompanied by a rise in the number of days of work on NREGS projects as well. Afridi *et al.* (2016) claiming NREGS to be a valid instrument for income, argue that since fund sanctioned at the beginning of the financial year is not be affected by current demand for work, the funds sanctioned is exogenous and more funds imply more work opportunity in NREGS, which can have a positive effect on household income. Also, the total fund allocation to NREGS increased during the period 2007-2010. However, this increase was not uniform across the 15 *mandals*¹⁸.

Our second instrument is the caste, a system of social stratification, to which the child belongs. India is beleaguered with a caste system. Within this caste system, historically, the Scheduled Castes and Scheduled Tribes (SC/ST's) have been economically backward and concentrated in low-skill (mostly agricultural) occupations in rural areas. Moreover, they were also subject to centuries of systematic caste based discrimination, both economically and socially. The historical tradition of social division through the caste system created a social stratification along education, occupation, income, and wealth lines that has continued into modern India¹⁹. Fairing better than SC/ST's are those belonging to the "Other Backward Classes " (OBC)²⁰. Hence, given the fact that income and wealth, both land and productive assets, vary with caste, we choose *CASTE* as our second instrument, which is a discrete variable that takes three values: 1 if the child belongs to SC/ST household, 2 if the child belongs to OBC, and 3 if the child belongs to group labelled as "Others" (OT).

We claim that *CASTE* is a valid instrument for landholding because, though average wealth and income are evidently distributed along caste lines, we do not find a significant variation in child labor or school enrolment across caste or social group to which the child belongs (Table 5). In other words, no social group is inherently disposed to make their children work or send them to school. This could be because rising awareness, overtime, about returns from education persuades families of all castes to send their children to school. We find support for the assertion in the literature too. Hnatkovska *et al.* (2012) find significant convergence in the education attainment levels and occupation choice of SC/ST's and non-SC/ST's between 1983 and 2004-2005; moreover, the convergence in education level has been highest for the youngest cohort. Secondly, time-invariant ethnicity variable such as caste cannot be correlated

¹⁸Data on the sanctioned funds at the *mandal* level was obtained from the Andhra Pradesh Government's website on NREGS (<http://nrega.ap.gov.in/>).

¹⁹In fact, this stratification was so endemic that the constitution of India aggregated these castes into a schedule of the constitution and provided them with affirmative action cover in both education and public sector employment. This constitutional initiative was viewed as a key component of attaining the goal of raising the social and economic status of the SC/STs to the levels of the non-SC/ST's.

²⁰The Government of India classifies, a classification based on social and economic conditions, some of its citizen as Other Backward Classes (OBC). The OBC list is dynamic (castes and communities can be added or removed) and is supposed to change from time to time depending on social, educational and economic factors. In the constitution, OBC's are described as "socially and educationally backward classes", and government is enjoined to ensure their social and educational development.

Table 5: Descriptive Statistics of some Variables by Caste

		Scheduled Castes/Tribes	Other Backward Classes	Others
Year: 2007	Household Income (in Thousand ₹).	31.22 (33.94)	31.64 (34.29)	43.21 (48.59)
	Land Owned in acre	1.58 (2.12)	2.32 (3.51)	3.08 (4.53)
	Index of Productive Farm Asset	-0.22 (0.71)	-0.14 (1.02)	0.04 (1.17)
	School Dummy $DSCHOOL = 1$	0.90 (0.29)	0.89 (0.32)	0.96 (0.19)
	Work Dummy $DWORK = 1$	0.33 (0.47)	0.33 (0.47)	0.29 (0.45)
Year: 2010	Household Income in Thousand Rs.	45.99 (45.51)	50.22 (66.35)	64.76 (70.26)
	Land Owned in acre	2.10 (1.95)	2.79 (15.82)	10.90 (108.71)
	Index of productive Farm Asset	0.12 (1.16)	0.29 (1.56)	0.54 (1.89)
	School Dummy $DCHOOL = 1$	0.89 (0.31)	0.87 (0.33)	0.94 (0.23)
	Work Dummy $DWORK = 1$	0.52 (0.50)	0.57 (0.49)	0.48 (0.50)
Number of Children/observations in each period:		906	1269	283

Standard errors in parentheses.

with unobserved time-invariant heterogeneity such as parents' or children's abilities and land quality.

Our assertion that the preferences of parents regarding child labor and schooling does not differ systemically across social groups is supported by the data. In the first wave of the data, the following question was asked: "Imagine that a family in the village has a 12 year old son/daughter who is attending school full-time. The family badly needs to increase the household income. One option is to send the son/daughter to work but the son/daughter wants to stay in school. What should the family do?" There was little difference in the response across caste groups – 90% of SC/ST's, 87% of OBC's, and 93% of OT's wanted that sons of such distressed families be kept at school. For daughters, the corresponding figures are: 87% of SC/ST's, 87% of OBC's, and 91% of OT's. Also, 96% of SC/ST households expected their children to complete a minimum of high school. The corresponding figure for OBC's and OT's are 95% and 98% respectively.

Our third set of instruments is a set of four dummy variables, which indicate (1) if drinkable water is provided in the locality, (2) if the services of a national bank are provided in the locality, (3) if private hospitals exist in the locality, and (4) if access to the locality is via an engineered road. As in [BHy](#), these variables, which indicate the level of infrastructure development, are employed to instrument the index of productive farm assets.

4.3 Discussion of Results

The results of the first stage reduced form equations in Table 6 suggest that our instruments are good predictors of the endogenous variables. First, we find that an increase in the amount sanctioned for NREGS projects increases the household income. Secondly, *CASTE* does, on an average, correctly predict the economic (income, land holding, and assets) status of households. Finally, the dummy variables indicating the level of infrastructure development are positively correlated with the index of productive farm assets.

Table 6: First Stage Reduced Form Estimates: Joint Estimation of Income, Land, and Farm Assets Equations

	Income	Landholding	Farm Asset
Total NREGS amount sanctioned (in Million ₹)	0.047*** (0.009)	-0.008 (0.007)	-0.0003 (0.0002)
Caste (SC/ST = 1, OBC = 2, OT = 3)	9.220*** (1.217)	2.278*** (0.726)	0.171*** (0.0300)
Drinkable Water in the Locality (Yes=1 & No=0)	5.417 (5.703)	-1.879 (4.260)	0.341** (0.150)
National Bank in the Locality (Yes=1 & No=0)	-2.785 (3.099)	4.684** (2.315)	0.046 (0.082)
Engineered Road to the Locality (Yes=1 & No=0)	0.159 (2.130)	2.413 (1.591)	0.182*** (0.0561)
Hospital in the Locality (Yes=1 & No=0)	-0.689 (1.248)	-4.143*** (0.932)	0.056* (0.033)
Other Exogenous Variables of the Structural Equation: Age and Sex of the Child	Yes	Yes	Yes

Biørn's stepwise MLE was employed to obtain these estimates.

Significance levels : * : 10% ** : 5% *** : 1%

Standard errors (SE) in parentheses

Before we begin to discuss the result of the second-stage estimation in Table 7, we state a few points regarding the estimation. (a) The only exogenous explanatory variables in our parsimonious²¹ specification are the age and the sex of the children. (b) The specification includes district dummies, a time dummy, and the interaction of the two to account for the fact that the districts to which children belong may have different economic growth trajectories as well as trends related to work and education. The time dummy allows us to control for changes in demand and supply of work over time. (c) Since the support assumption for point identification of the APEs is not met, we estimate the bounds on the APEs and the 95% confidence interval (CI_{95%}) for the partially identified APEs. (d) For the continuous variables, the bounds on the APE of a variable were computed by increasing the variable by one standard deviation from its mean, where the mean and the SD of the variable are from the 2010 data. For age, the bounds on APE were computed by increasing the mean age in 2010 by 1 year. (e)

²¹Though we do not report here, we did not find that nonlinear terms of income, land, and productive assets to be significant. We had also included four education related dummy variables, two for the father and two for the mother. The dummy variables for the mother, for example, indicated (1) if the mother had some schooling and (2) if the mother had attended secondary or post secondary school. The education dummies, though substantially affecting household income, did not seem to affect child labor propensity. This suggests that parents' education level has had no independent impact except through income.

The standard errors of the coefficients were estimated using the analytical expression of the covariance matrix derived in Appendix D.

Table 7: **Household Income and Wealth Effect on Incidence of Child Labor**

	CRE Probit	Control Function (CF) Method			
	Coeff.	Coeff.	APE Bounds CI _{95%}	CFs	Coeff.
Income	0.003*** (0.0008)	-0.0234*** (0.0028)	[-0.00532, -0.00451] [-0.00533, -0.0045]	$\hat{\alpha}_{INCOME}$	0.005 (0.003)
Landholding	0.002 (0.002)	0.031*** (0.007)	[0.00679, 0.00749] [0.00676, 0.00752]	$\hat{\alpha}_{LAND}$	-0.015** (0.0065)
Farm Asset Index	-0.011 (0.0279)	-0.976*** (0.169)	[-0.22077, -0.18734] [-0.22121, -0.1869]	$\hat{\alpha}_{ASSET}$	1.512*** (0.129)
Age	2.019*** (0.072)	0.402*** (0.057)	[0.0757, 0.12533] [0.0755, 0.12552]	$\hat{\epsilon}_{INCOME}$	0.0275*** (0.003)
Sex	0.644*** (0.042)	0.394*** (0.0473)	[0.07355, 0.12318] [0.07322, 0.12351]	$\hat{\epsilon}_{LAND}$	-0.031*** (0.0075)
				$\hat{\epsilon}_{ASSET}$	0.882*** (0.185)

Total number of children: 2458. Total number of observations with positive outcome: 2128

Significance levels : * : 10% ** : 5% *** : 1% , Standard errors (SE) in parentheses

We begin by comparing the results from Chamberlain's CRE probit model with the estimates obtained from applying the method developed in this paper. The significance of estimated coefficients of the control functions suggests that income, land size, and productive farm assets are endogenously determined along with household's labor supply, including that of the child's, decisions. When income and wealth are not instrumented, as in the CRE probit, considering the discussion in the paper, we get an incorrect sign for the coefficient on income. Moreover, the result of CRE probit suggests that ownership of land and farm assets do not affect child labor, which, given the many recent evidences, is unlikely in a developing country. The results, thus, make clear the importance of accounting for endogeneity of income, landholding, and farm asset.

The estimates from the control function method suggest that children of households that have a higher landholding are more likely to engage in work. This is in conformity with the findings in BDD, BHy and CD, where, due to presence of land, labor, and credit market imperfections, ownership of large amount land provides incentives for children to work. As far as income is concerned, we find that higher household income reduces the chances of child labor, which again confirms poverty to be a cause of child labor.

Since the upper and lower bounds of the APE of productive farm assets are high and since the CI_{95%} is only marginally bigger than the bound, it seems that ownership of farm assets leads to a significantly high reduction in children's participation in work. Dumas, BHy and CD argue that an increase in asset holding that increases the marginal productivity of labor induces two opposite effects on labor. While the income effect of increased wealth tends to reduce the labor time, the substitution effect, due to the absence of labor market, provides incentives for work, and tends to increase

children’s labor time. Our results suggest that the wealth effect of farm assets, which are not likely to be operated by children, dominate to reduce children’s labor time. Secondly, since the prevalence of farm assets is high in those regions where there has been infrastructure development, it seems that lack of infrastructure development that impedes access to, or does not provide incentives to acquire, productive farm assets may be an important factor determining child labor²². Finally, we find that older children and boys are more likely to work.

5 Concluding Remarks

The objective of the paper has been to develop a method to estimate structural measures of interest such as the average partial effects for panel data binary response model in a triangular system while accounting for multiple unobserved heterogeneities. The unobserved heterogeneity terms constitute of time invariant random effects/coefficients and idiosyncratic errors. We propose that the expected values – conditional on the histories of the endogenous variables, $X_i \equiv (\mathbf{x}'_{i1}, \dots, \mathbf{x}'_{iT})'$, and the exogenous variables, $Z_i \equiv (\mathbf{z}'_{i1}, \dots, \mathbf{z}'_{iT})'$ – of the heterogeneity terms be used as control functions (CF).

The proposed method makes a number of interesting contribution to the literature. First, among the class of triangular system with imposed structures similar to ours, the proposed CF method requires weaker restrictions than the traditional control function methods. Secondly, when instruments have a small support, the CFs, which exploit panel data, help in point-identifying structural measures such as the APEs when the endogenous variables have a large support. Bounds on the structural measures are provided when the support assumption is not satisfied. Thirdly, the method allows for multiple endogenous variables, all of which are determined simultaneously. Finally, in an equivalence result we showed that for linear panel data models, when the structural equation is augmented with the proposed control functions, the resulting estimates are equivalent to the ones that are obtained when the structural model is estimated by a certain two-stage least squares. Also, Monte Carlo experiments show that compared to alternative panel data binary choice models similar to ours, our method performs better.

The estimator was applied to estimate the causal effects of income, land size, and farm assets on the incidence of child labor. We found that household income and ownership of farming assets significantly lower the incidence of child labor, suggesting a strong income effect of farm assets. Secondly, large landholding increases the likelihood of child labor, suggesting a substitution effect of land ownership. Thirdly, a test

²²In a separate set of regressions that included only the exogenous variables, we tried to assess if the infrastructure variables had independent impacts on work and schooling decisions of children. These variables turned out to be insignificant, suggesting that the demand for child labor or opportunities for schooling were not affected by infrastructure development or its lack in rural AP. In other words, infrastructure had its effect on work and schooling outcomes only through its impact on the economic conditions of certain households, which validates using infrastructure variables as instruments for farming assets.

of exogeneity revealed that land size is determined endogenously along with household labor supply decisions, contrary to what most empirical studies on child labor in developing countries assume.

Finally, we would like to note that (i) extension of the methodology for estimating dynamic binary choice models and (ii) identification and estimation the proposed control functions without making distributional assumptions about the heterogeneity terms of the reduced form equations would be important contributions to the literature.

References

- AFRIDI, F., MUKHOPADHYAY, A. and SAHOO, S. (2016). Female Labor Force Participation and Child Education in India: Evidence from the National Rural Employment Guarantee Scheme. *IZA Journal of Labor & Development*, **5:7**, doi:10.1186/s40175-016-0053-y.
- ALTONJI, J. G. and MATZKIN, R. L. (2005). Cross Section and Panel Data Estimators for Nonseparable Models with Endogenous Regressors. *Econometrica*, **73**, 1053–1102.
- ARELLANO, M. and BONHOMME, S. (2011). Nonlinear Panel Data Analysis. *Annual Review of Economics*, **3**, 395–424.
- and CARRASCO, R. (2003). Binary Choice Panel Data Models With Predetermined Variables. *Journal of Econometrics*, **115** (1), 125–157.
- BALAND, J. M. and ROBINSON, J. A. (2000). Is Child Labor Inefficient? *Journal of Political Economy*, **108**, 663–679.
- BALTAGI, B. (1981). Simultaneous equations with error components. *Journal of Econometrics*, **17** (2), 189–200.
- BALTAGI, B. H., SONG, S. H. and JUNG, B. C. (2010). Testing for Heteroskedasticity and Serial Correlation in a Random Effects Panel Data Model. *Journal of Econometrics*, **154**, 122–124.
- BASU, K., DAS, S. and DUTTA, B. (2010). Child Labor and Household Wealth: Theory and Empirical Evidence of an Inverted-U. *Journal of Development Economics*, **91**, 8–14.
- and VAN, P. H. (1998). The Economics of Child Labor. *American Economic Review*, **88**, 412–427.
- BESTER, C. A. and HANSEN, C. (2009). Identification of Marginal Effects in a Nonparametric Correlated Random Effects Model. *Journal of Business and Economic Statistics*, **27**, 235–250.
- BHALOTRA, S. and HEADY, C. (2003). Child Farm Labor: The Wealth Paradox. *World Bank Economic Review*, **17**, 197–227.

- BIØRN, E. (2004). Regression Systems for Unbalanced Panel Data: A Stepwise Maximum Likelihood Procedure. *Journal of Econometrics*, **122**, 281–291.
- BLUNDELL, R., MACURDY, T. and MEGHIR, C. (2007). Chapter 69 Labor Supply Models: Unobserved Heterogeneity, Nonparticipation and Dynamics. *Handbook of Econometrics*, vol. 6, Elsevier, pp. 4667 – 4775.
- and POWELL, J. (2003). Endogeneity in Nonparametric and Semiparametric Regression Models. In M. Dewatripont, L. Hansen and S. Turnovsky (eds.), *Advances in Economics and Econometrics: Theory and Applications, Eighth World Congress*, vol. 2, Cambridge: Cambridge University Press.
- and — (2004). Endogeneity in Semiparametric Binary Response Models. *Review of Economic Studies*, **71**, 655–679.
- and SMITH, R. J. (1994). Coherency and Estimation in Simultaneous Models with Censored or Qualitative Dependent Variables. *Journal of Econometrics*, **64** (1-2), 355–373.
- CADRE, B., PELLETIER, B. and PUDLO, P. (2013). Estimation of Density Level Sets with a given Probability Content. *Journal of Nonparametric Statistics*, **25** (1), 261–272.
- CHAMBERLAIN, G. (1984). Panel Data. In Z. Griliches and M. D. Intriligator (eds.), *Handbook of Econometrics*, vol. 2, Elsevier.
- (2010). Binary Response Models for Panel Data: Identification and Information. *Econometrica*, **78**, 159–168.
- COCKBURN, J. and DOSTIE, B. (2007). Child Work and Schooling: The Role of Household Asset Profiles and Poverty in Rural Ethiopia. *Journal of African Economies*, **16**, 519–563.
- CONSTANTINOU, P. and DAWID, A. P. (2017). Extended conditional independence and applications in causal inference. *Annals of Statistics*, **45** (6), 2618–2653.
- D’HAULTFÈUILLE, X. and FÉVRIER, P. (2015). Identification of Nonseparable Triangular Models with Discrete Instruments. *Econometrica*, **83** (3), 1199–1210.
- DUMAS, C. (2007). Why do Parents make their Children Work? A Test of the Poverty Hypothesis in Rural Areas of Burkina Faso. *Oxford Economic Papers*, **59**, 301–329.
- EFRON, B. (2010). *Large-Scale Inference: Empirical Bayes Methods for Estimation, Testing, and Prediction*. Institute of Mathematical Statistics Monographs, Cambridge University Press.
- FERNÁNDEZ-VAL, I. and VELLA, F. (2011). Bias corrections for two-step fixed effects panel data estimators. *Journal of Econometrics*, **163** (2), 144 – 162.
- FLORENS, J., HECKMAN, J. J., MEGHIR, C. and VYTLACIL, E. (2008). Identification of Treatment Effects Using Control Functions in Models With Continuous, Endogenous Treatment and Heterogeneous Effects. *Econometrica*, **76**, 1191–1206.

- GREENE, W. (2004). Convenient Estimators for the Panel Probit Model: Further Results. *Empirical Economics*, **29**, 21–47.
- GU, J. and KOENKER, R. (2017). Unobserved Heterogeneity in Income Dynamics: An Empirical Bayes Perspective. *Journal of Business & Economic Statistics*, **35** (1), 1–16.
- GUARINO, C. M., MAXFIELD, M., RECKASE, M. D., THOMPSON, P. N. and WOOLDRIDGE, J. M. (2015). An Evaluation of Empirical Bayes’s Estimation of Value-Added Teacher Performance Measures. *Journal of Educational and Behavioral Statistics*, **40** (2), 190–222.
- HALL, P., RACINE, J. and LI, Q. (2004). Cross-Validation and the Estimation of Conditional Probability Densities. *Journal of the American Statistical Association*, **99**, 1015–1026.
- HAYFIELD, T. and RACINE, J. (2008). Nonparametric Econometrics: The np Package. *Journal of Statistical Software, Articles*, **27** (5), 1–32.
- HEISS, F. and WINSCHER, V. (2008). Likelihood Approximation by Numerical Integration on Sparse Grids. *Journal of Econometrics*, **144**, 62–80.
- HNATKOVSKA, V., LAHIRI, A. and PAUL, S. (2012). Castes and Labor Mobility. *American Economic Journal: Applied Economics*, **4**, 274–307.
- HODERLEIN, S. and SHERMAN, R. (2015). Identification and Estimation in a Correlated Random Coefficients Binary Response Model. *Journal of Econometrics*, **188**, 135–149.
- and WHITE, H. (2012). Nonparametric Identification in Nonseparable Panel Data Models with Generalized Fixed Effects. *Journal of Econometrics*, **168**, 300–314.
- HONORÉ, B. and KYRIAZIDOU, E. (2000). Panel Data Discrete Choice Models With Lagged Dependent Variables. *Econometrica*, **68**, 839–874.
- HOROWITZ, J. L. (2009). *Semiparametric and Nonparametric Methods in Econometrics*. Springer, 2nd edn.
- IMBENS, G. W. and MANSKI, C. F. (2004). Confidence Intervals for Partially Identified Parameters. *Econometrica*, **72** (6), 1845–1857.
- and NEWEY, W. K. (2009). Identification and Estimation of Triangular Simultaneous Equations Models without Additivity. *Econometrica*, **77**, 1481–1512.
- JAMES, W. and STEIN, C. (1961). Estimation with quadratic loss. In *Proceedings of the Fourth Berkeley Symposium on Mathematical Statistics and Probability, Volume 1: Contributions to the Theory of Statistics*, Berkeley, Calif.: University of California Press, pp. 361–379.
- KASY, M. (2011). Identification in Triangular Systems Using Control Functions. *Econometric Theory*, **27** (3).

- KHAN, S., PONOMAREVA, M. and TAMER, E. (2020). Identification of Dynamic Binary Response Models. Harvard University, Working Paper.
- KIM, K. I. and PETRIN, A. (2017). A Generalized Non-parametric Instrumental Variable-Control Function Approach to Estimation in Non-linear Settings, Working Paper.
- KITAZAWA, Y. (2021). Transformations and Moment Conditions for Dynamic Fixed Effects Logit Models. *Journal of Econometrics*, **Forthcoming**.
- LIANG, K. Y. and ZEGER, S. L. (1986). Longitudinal Data Analysis using Generalized Linear Models. *Biometrika*, **73**, 13–22.
- MANSKI, C. F. (1988). Identification of Binary Response Models. *Journal of the American Statistical Association*, **83**, 729–738.
- MILLER, K. S. (1981). On the Inverse of the Sum of Matrices. *Mathematics Magazine*, **54** (2), 67–72.
- MUNDLAK, Y. (1978). On the Pooling of Time Series and Cross Section Data. *Econometrica*, **46**, 69–85.
- NEWBY, W. K. (1984). A Method of Moment Interpretation of Sequential Estimators. *Economics Letters*, **14**, 201–206.
- PAPKE, L. E. and WOOLDRIDGE, J. M. (2008). Panel Data Methods for Fractional Response Variables with an application to Test Pass Rates. *Journal of Econometrics*, **145**, 121–133.
- RIVERS, D. and VUONG, Q. H. (1988). Limited information estimators and exogeneity tests for simultaneous probit models. *Journal of Econometrics*, **39** (3), 347–366.
- ROTHER, C. (2009). Semiparametric Estimation of Binary Response Models with Endogenous Regressors. *Journal of Econometrics*, **153**, 51–64.
- SEMYKINA, A. and WOOLDRIDGE, J. M. (2018). Binary Response Panel Data Models with Sample Selection and Self-Selection. *Journal of Applied Econometrics*, **33** (2), 179–197.
- TORGOVITSKY, A. (2015). Identification of Nonseparable Models Using Instruments With Small Support. *Econometrica*, **83**, 1185–1197.
- WOOLDRIDGE, J. M. (2010a). *Econometric Analysis of Cross Section and Panel Data*. MIT Press.
- (2010b). *Solutions Manual and Supplementary Materials for Econometric Analysis of Cross Section and Panel Data*. Cambridge, MA: MIT Press.
- (2015). Control Function Methods in Applied Econometrics. *Journal of Human Resources*, **50** (2), 420–445.
- (2019). Correlated Random Effects Models with Unbalanced Panels. *Journal of Econometrics*, **211** (1), 137–150.

A Proofs

Lemma 2 (a) Let $X \equiv (\mathbf{x}'_1, \dots, \mathbf{x}'_T)'$ and $Z \equiv (\mathbf{z}_1 \dots \mathbf{z}_T)$. If \mathbf{x}_t is specified as

$$\mathbf{x}_t = \pi \mathbf{z}_t + \underbrace{\bar{\pi} \bar{\mathbf{z}} + \mathbf{a}}_{\alpha} + \boldsymbol{\epsilon}_t, t \in \{1, \dots, T\}, \quad (\text{A-1})$$

where $\bar{\mathbf{z}} = \frac{1}{T} \sum_{t=1}^T \mathbf{z}_t$, $Z \perp (\mathbf{a}, \boldsymbol{\epsilon}_t)$, $\mathbf{a} \perp \boldsymbol{\epsilon}_t$, $\boldsymbol{\epsilon}_t$ is i.i.d., $\mathbf{a} \sim N(0, \Lambda_{\alpha\alpha})$ and $\boldsymbol{\epsilon}_t \sim N(0, \Sigma_{\epsilon\epsilon})$, then

$$E(\alpha|X, Z) \equiv \hat{\alpha}(X, Z, \Theta_1) = \bar{\pi} \bar{\mathbf{z}} + E(\mathbf{a}|X, Z) = \bar{\pi} \bar{\mathbf{z}} + \Omega \Sigma_{\epsilon\epsilon}^{-1} \sum_{t=1}^T (\mathbf{x}_t - \pi \mathbf{z}_t - \bar{\pi} \bar{\mathbf{z}}),$$

where $\Omega = [T \Sigma_{\epsilon\epsilon}^{-1} + \Lambda_{\alpha\alpha}^{-1}]^{-1}$ is the conditional variance of \mathbf{a} given X and Z .

(b) Suppose we have a single endogenous variable, x_t . Let $X \equiv (x_1, \dots, x_T)$ and define $Z \equiv (\mathbf{z}_1 \dots \mathbf{z}_T)$. Suppose x_t is given by

$$x_t = \pi \mathbf{z}_t + \bar{\pi} \bar{\mathbf{z}} + a + \epsilon_t, t = 1, \dots, T, \quad (\text{A-2})$$

where $\bar{\mathbf{z}} = \frac{1}{T} \sum_{t=1}^T \mathbf{z}_t$. If the errors, $\boldsymbol{\epsilon} \equiv (\epsilon_1, \dots, \epsilon_T)'$, are normally distributed with mean 0 and are non-spherical such that $E(\boldsymbol{\epsilon}\boldsymbol{\epsilon}') = \Omega_{\epsilon\epsilon}$, $a \sim N(0, \sigma_a^2)$, $a \perp \boldsymbol{\epsilon}$, and $Z \perp (\mathbf{a}, \boldsymbol{\epsilon})$, then

$$E(a|X, Z) = \hat{a}(X, Z) = (x_1 - \pi \mathbf{z}_1 - \bar{\pi} \bar{\mathbf{z}})\omega_1 + \dots + (x_T - \pi \mathbf{z}_T - \bar{\pi} \bar{\mathbf{z}})\omega_T,$$

where $(\omega_1, \dots, \omega_T)' = \frac{\Omega_{\epsilon\epsilon}^{-1} e_T}{(e_T' \Omega_{\epsilon\epsilon}^{-1} e_T + \sigma_a^{-2})}$ and e_T is a vector of ones of dimension T .

Proof 1 (a) To obtain $\hat{\mathbf{a}}(X, Z) = E(\mathbf{a}|X, Z)$, we first derive $f(\mathbf{a}|X, Z)$, the conditional density function of \mathbf{a} given X and Z . By Bayes' rule we have

$$f(\mathbf{a}|X, Z) = \frac{f(X, Z|\mathbf{a})f(\mathbf{a})}{f(X, Z)} = \frac{f(X|Z, \mathbf{a})f(Z|\mathbf{a})f(\mathbf{a})}{f(X|Z)f(Z)} = \frac{f(X|Z, \mathbf{a})f(\mathbf{a})}{f(X|Z)}, \quad (\text{A-3})$$

where the last equality is obtained because Z is independent of the residual individual effects, \mathbf{a} ; that is, $f(Z|\mathbf{a}) = f(Z)$.

Since $\mathbf{a} \perp \boldsymbol{\epsilon}_t$, $\boldsymbol{\epsilon}_t$ is i.i.d., $\mathbf{a} \sim N(0, \Lambda_{\alpha\alpha})$ and $\boldsymbol{\epsilon}_t \sim N(0, \Sigma_{\epsilon\epsilon})$ then, given (A-1), it implies that X , given Z , is normally distributed with mean $((\pi \mathbf{z}_1 + \bar{\pi} \bar{\mathbf{z}})', \dots, (\pi \mathbf{z}_T + \bar{\pi} \bar{\mathbf{z}})')$, and variance $\Sigma = I_T \otimes \Sigma_{\epsilon\epsilon} + E_T \otimes \Lambda_{\alpha\alpha}$, where I_T is an identity matrix of dimension T and E_T is a $T \times T$ matrix of ones. That is, $f(X|Z)$ in (A-3) is given by

$$f(X|Z) = \frac{1}{\sqrt{(2\pi)^{mT} |\Sigma|}} \exp\left(-\frac{1}{2} R' \Sigma^{-1} R\right), \text{ where } R = X - \begin{bmatrix} \pi \mathbf{z}_1 + \bar{\pi} \bar{\mathbf{z}} \\ \vdots \\ \pi \mathbf{z}_T + \bar{\pi} \bar{\mathbf{z}} \end{bmatrix} = \begin{bmatrix} \mathbf{r}_1 \\ \vdots \\ \mathbf{r}_T \end{bmatrix}$$

and $m = d_x$ is the dimension of \mathbf{x}_t . Since $\text{rank}(E_T) = 1$, we can use example 5 in [Miller \(1981\)](#), which is on the inverse of sum of two Kronecker products, to obtain

$$\begin{aligned}\Sigma^{-1} &= I_T \otimes \Sigma_{\epsilon\epsilon}^{-1} - E_T \otimes [\Sigma_{\epsilon\epsilon} + \text{tr}(E_T)\Lambda_{\alpha\alpha}]^{-1}\Lambda_{\alpha\alpha}\Sigma_{\epsilon\epsilon}^{-1} \text{ and} \\ |\Sigma| &= |\Sigma_{\epsilon\epsilon}|^{(T-1)}|\Sigma_{\epsilon\epsilon} + \text{tr}(E_T)\Lambda_{\alpha\alpha}| \text{ where } \text{tr}(E_T) = T,\end{aligned}$$

which allows us to write $f(X|Z)$ as

$$\begin{aligned}f(X|Z) &= \frac{1}{\sqrt{(2\pi)^{mT}|\Sigma_{\epsilon\epsilon}|^{(T-1)}|\Sigma_{\epsilon\epsilon} + T\Lambda_{\alpha\alpha}|}} \times \\ &\exp\left(-\frac{1}{2}\left[R'[I_T \otimes \Sigma_{\epsilon\epsilon}^{-1}]R - \sum_{t=1}^T \mathbf{r}'_t[\Sigma_{\epsilon\epsilon} + T\Lambda_{\alpha\alpha}]^{-1}\Lambda_{\alpha\alpha}\Sigma_{\epsilon\epsilon}^{-1} \sum_{t=1}^T \mathbf{r}_t\right]\right). \quad (\text{A-4})\end{aligned}$$

Since $f(X|Z, \mathbf{a}) = f((\boldsymbol{\epsilon}'_1, \dots, \boldsymbol{\epsilon}'_T)')$, $\boldsymbol{\epsilon}_t$'s are i.i.d., $\boldsymbol{\epsilon}_t \sim N(0, \Sigma_{\epsilon\epsilon})$, and $\mathbf{a} \sim N(0, \Lambda_{\alpha\alpha})$, $f(X|Z, \mathbf{a})f(\mathbf{a})$ in (A-3) is

$$\begin{aligned}f(X|Z, \mathbf{a})f(\mathbf{a}) &= \frac{1}{\sqrt{(2\pi)^{mT+m}|\Sigma_{\epsilon\epsilon}|^T|\Lambda_{\alpha\alpha}|}} \times \\ &\exp\left(-\frac{1}{2}\left[(R - e_T \otimes \mathbf{a})'[I_T \otimes \Sigma_{\epsilon\epsilon}]^{-1}(R - e_T \otimes \mathbf{a}) + \mathbf{a}'\Lambda_{\alpha\alpha}^{-1}\mathbf{a}\right]\right), \quad (\text{A-5})\end{aligned}$$

where $R - e_T \otimes \mathbf{a} = (\boldsymbol{\epsilon}'_1, \dots, \boldsymbol{\epsilon}'_T)'$, e_T being vector of ones of dimension T .

The following matrix results,

1. $(A_{m \times m} \otimes B_{n \times n})^{-1} = A_{m \times m}^{-1} \otimes B_{n \times n}^{-1}$,
2. $(A_{p \times q} \otimes B_{r \times s})(C_{q \times k} \otimes D_{s \times l}) = A_{p \times q}C_{q \times k} \otimes B_{r \times s}D_{s \times l}$ and
3. $e'_T I_T e_T = T$,

allow us to write the expression in the square parenthesis in (A-5) as

$$R'[I_T \otimes \Sigma_{\epsilon\epsilon}^{-1}]R - \mathbf{a}'\Sigma_{\epsilon\epsilon}^{-1} \sum_{t=1}^T \mathbf{r}_t - \sum_{t=1}^T \mathbf{r}'_t \Sigma_{\epsilon\epsilon}^{-1} \mathbf{a} + \mathbf{a}'[\Lambda_{\alpha\alpha}^{-1} + T\Sigma_{\epsilon\epsilon}^{-1}]\mathbf{a}. \quad (\text{A-6})$$

Using the results in (A-4), (A-5) and (A-6) and the result that $|A^{-1}| = |A|^{-1}$, if A is nonsingular, we get

$$\begin{aligned}f(\mathbf{a}|X, Z) &= \frac{f(X|Z, \mathbf{a})f(\mathbf{a})}{f(X|Z)} \\ &= \frac{1}{\sqrt{(2\pi)^m|\Sigma_{\epsilon\epsilon}[\Sigma_{\epsilon\epsilon} + T\Lambda_{\alpha\alpha}]^{-1}\Lambda_{\alpha\alpha}|}} \times \\ &\exp\left(-\frac{1}{2}\left[\sum_{t=1}^T \mathbf{r}'_t[\Sigma_{\epsilon\epsilon} + T\Lambda_{\alpha\alpha}]^{-1}\Lambda_{\alpha\alpha}\Sigma_{\epsilon\epsilon}^{-1} \sum_{t=1}^T \mathbf{r}_t - \mathbf{a}'\Sigma_{\epsilon\epsilon}^{-1} \sum_{t=1}^T \mathbf{r}_t - \sum_{t=1}^T \mathbf{r}'_t \Sigma_{\epsilon\epsilon}^{-1} \mathbf{a} + \mathbf{a}'[\Lambda_{\alpha\alpha}^{-1} + T\Sigma_{\epsilon\epsilon}^{-1}]\mathbf{a}\right]\right). \quad (\text{A-7})\end{aligned}$$

Let $[\Lambda_{\alpha\alpha}^{-1} + T\Sigma_{\epsilon\epsilon}^{-1}] = \Omega^{-1}$, then $\sum_{t=1}^T \mathbf{r}'_t[\Sigma_{\epsilon\epsilon} + T\Lambda_{\alpha\alpha}]^{-1}\Lambda_{\alpha\alpha}\Sigma_{\epsilon\epsilon}^{-1}\sum_{t=1}^T \mathbf{r}_t$ and $\sum_{t=1}^T \mathbf{r}'_t\Sigma_{\epsilon\epsilon}^{-1}$, in (A-7), after a few matrix manipulations, can be written as

$$\sum_{t=1}^T \mathbf{r}'_t[\Sigma_{\epsilon\epsilon} + T\Lambda_{\alpha\alpha}]^{-1}\Lambda_{\alpha\alpha}\Sigma_{\epsilon\epsilon}^{-1}\sum_{t=1}^T \mathbf{r}_t = \sum_{t=1}^T \mathbf{r}'_t\Sigma_{\epsilon\epsilon}^{-1}\Omega\Omega^{-1}\Omega\Sigma_{\epsilon\epsilon}^{-1}\sum_{t=1}^T \mathbf{r}_t \text{ and} \quad (\text{A-8})$$

$$\sum_{t=1}^T \mathbf{r}'_t\Sigma_{\epsilon\epsilon}^{-1} = \sum_{t=1}^T \mathbf{r}'_t\Sigma_{\epsilon\epsilon}^{-1}\Omega\Omega^{-1} \text{ respectively.} \quad (\text{A-9})$$

Given (A-8) and (A-9), we can write $f(\mathbf{a}|X, Z)$ in (A-7) as

$$f(\mathbf{a}|X, Z) = \frac{1}{\sqrt{(2\pi)^m|\Omega|}} \exp\left(-\frac{1}{2}\left[\left[\mathbf{a} - \Omega\Sigma_{\epsilon\epsilon}^{-1}\sum_{t=1}^T \mathbf{r}_t\right]'\Omega^{-1}\left[\mathbf{a} - \Omega\Sigma_{\epsilon\epsilon}^{-1}\sum_{t=1}^T \mathbf{r}_t\right]\right]\right).$$

In other words, \mathbf{a} , given X and Z , is normally distributed with conditional mean

$$E(\mathbf{a}|X, Z) = \hat{\mathbf{a}}(X, Z) = \Omega\Sigma_{\epsilon\epsilon}^{-1}\sum_{t=1}^T (\mathbf{x}_t - \pi\mathbf{z}_t - \bar{\pi}\bar{\mathbf{z}})$$

and conditional variance $\Omega = \Sigma_{\epsilon\epsilon}[\Sigma_{\epsilon\epsilon} + T\Lambda_{\alpha\alpha}]^{-1}\Lambda_{\alpha\alpha}$.

(b) While discussing the restrictions imposed on the reduced form equation, we had stated that when $d_x = 1$, the assumption that a and ϵ_t are completely independent of Z can be weakened to allow for non-spherical error components. Suppose that $\epsilon_t, t = 1, \dots, T$ are serially dependent such that $\boldsymbol{\epsilon} \equiv (\epsilon_1, \dots, \epsilon_T)'$ normally distributed with $E(\boldsymbol{\epsilon}\boldsymbol{\epsilon}') = \Omega_{\epsilon\epsilon}$ and a is normally distributed and is heteroscedastic as in Baltagi et al. (2010).

To obtain $\hat{a}(X, Z) = E(a|X, Z)$, as in part (a), we first derive $f(a|X, Z)$. Using the fact that $Z \perp\!\!\!\perp a$, by an application of Bayes' rule, as in part (a), equation (A-3), we have $f(a|X, Z) = \frac{f(X|Z, a)f(a)}{f(X|Z)}$, where $f(a)$ is the normal density function of a .

Now, since in (A-2), $a \perp\!\!\!\perp \boldsymbol{\epsilon}$, $a \sim N(0, \sigma_\alpha^2)$, and $\boldsymbol{\epsilon} \sim N(0, \Omega_{\epsilon\epsilon})$, it implies that X , given Z , is normally distributed with mean $((\pi\mathbf{z}_1 + \bar{\pi}\bar{\mathbf{z}}), \dots, (\pi\mathbf{z}_T + \bar{\pi}\bar{\mathbf{z}}))'$, and variance $\Sigma = \Omega_{\epsilon\epsilon} + \sigma_\alpha^2 e_T e_T'$, where e_T is a vector of ones of dimension T . That is,

$$f(X|Z) = \frac{1}{\sqrt{(2\pi)^T|\Sigma|}} \exp\left(-\frac{1}{2}R'\Sigma^{-1}R\right), \text{ where } R = X - \begin{bmatrix} \pi\mathbf{z}_1 + \bar{\pi}\bar{\mathbf{z}} \\ \vdots \\ \pi\mathbf{z}_T + \bar{\pi}\bar{\mathbf{z}} \end{bmatrix}, \quad (\text{A-10})$$

and where by Sherman-Morrison formula, $\Sigma^{-1} = \Omega_{\epsilon\epsilon}^{-1} - \frac{\sigma_\alpha^2 \Omega_{\epsilon\epsilon}^{-1} e_T e_T' \Omega_{\epsilon\epsilon}^{-1}}{1 + e_T' \Omega_{\epsilon\epsilon}^{-1} e_T}$, and $|\Sigma| = |\Omega_{\epsilon\epsilon}|(1 + \sigma_\alpha^2 e_T' \Omega_{\epsilon\epsilon}^{-1} e_T)$.

Since X given (Z, a) has the same distribution as $\boldsymbol{\epsilon} = R - ae_T$, we have

$$f(X|Z, a)f(a) = \frac{1}{\sqrt{(2\pi)^{T+1}|\Omega_{\epsilon\epsilon}|\sigma_\alpha^2}} \exp\left(-\frac{1}{2}[(R - ae_T)'\Omega_{\epsilon\epsilon}^{-1}(R - ae_T) + \frac{a^2}{\sigma_\alpha^2}]\right). \quad (\text{A-11})$$

Finally, because $f(a|X, Z) = \frac{f(X|Z, a)f(a)}{f(X|Z)}$, using (A-10) and (A-11), it can be shown that a given X and Z is normally distributed with conditional mean

$$E(a|X, Z) = \hat{a}(X, Z) = (x_1 - \pi z_1 - \bar{\pi} \bar{z})\omega_1 + \dots + (x_T - \pi z_T - \bar{\pi} \bar{z})\omega_T,$$

where $(\omega_1, \dots, \omega_T)' = \frac{\Omega_{\epsilon\epsilon}^{-1}e_T}{(e_T'\Omega_{\epsilon\epsilon}^{-1}e_T + \sigma_\alpha^{-2})}$, and conditional variance, $\sigma_\alpha^2(\sigma_\alpha^2 e_T'\Omega_{\epsilon\epsilon}^{-1}e_T + 1)^{-1}$.

Proposition 1 Let $Z \perp\!\!\!\perp (\theta, \alpha, \zeta_t, \epsilon_t)$. When θ and α are correlated and so are ζ_t and ϵ_t , then $\theta + \zeta_t \perp\!\!\!\perp X|V$ whereas $\theta + \zeta_t \not\perp\!\!\!\perp X|\mathbf{v}_t$, where $\mathbf{v}_t = \alpha + \epsilon_t = \mathbf{x}_t + \pi \mathbf{z}_t$ and $V \equiv (\mathbf{v}_1, \dots, \mathbf{v}_T)$.

Proof 2 Now, to show that $r_t = \theta + \zeta_t \perp\!\!\!\perp X|V$, we can show that

$$E(f(r_t)|X, V) = E(f(r_t)|V), \quad (\text{A-12})$$

where f is real, bounded and measurable function (see Proposition 2.3 in [Constantinou and Dawid, 2017](#)).

Since $X = \pi Z + V$, there is one-to-one mapping between (X, V) and $(\pi Z, V)$, and therefore the conditioning σ -algebra, $\sigma(X, V)$, is same as the σ -algebra, $\sigma(\pi Z, V)$. Hence,

$$E(f(r_t)|X, V) = E(f(r_t)|\pi Z, V). \quad (\text{A-13})$$

Since r_t and V are independent of πZ , we get $E(f(r_t)|\pi Z, V) = E(f(r_t)|V)$, and therefore we have $E(f(r_t)|X, V) = E(f(r_t)|V)$, which is what we wanted to show.

When the control function is \mathbf{v}_t , we have

$$E(f(r_t)|X, \mathbf{v}_t) = E(f(r_t)|X_{-t}, \mathbf{x}_t, \mathbf{v}_t) = E(f(r_t)|X_{-t}, \pi \mathbf{z}_t + \mathbf{v}_t, \mathbf{v}_t) = E(f(r_t)|X_{-t}, \pi \mathbf{z}_t, \mathbf{v}_t),$$

where the second equality follows because $\mathbf{x}_t = \pi \mathbf{z}_t + \mathbf{v}_t$ and third by the same logic by which we get (A-13). Because $r_t = \theta + \zeta_t$ and $v_s = \alpha + \epsilon_s$, $s \neq t$, are correlated even after conditioning on \mathbf{v}_t , so, conditional on \mathbf{v}_t , r_t is correlated with $\mathbf{x}_s = \pi \mathbf{z}_s + \mathbf{v}_s$, $s \neq t$; that is, $E(f(r_t)|X_{-t}, \pi \mathbf{z}_t, \mathbf{v}_t) \neq E(f(r_t)|\pi \mathbf{z}_t, \mathbf{v}_t) = E(f(r_t)|\mathbf{v}_t)$.

Theorem 1 If (i) $\text{rank}(E(\mathbf{x}_t \mathbf{x}_t')) = d_x$; (ii) $\text{rank}(\Pi) = d_x$, where $\Pi = \begin{pmatrix} \pi & \bar{\pi} \end{pmatrix}$; (iii) $\text{rank}(E((\mathbf{z}_t', \bar{\mathbf{z}}_t')'(\mathbf{z}_t', \bar{\mathbf{z}}_t')) = k$ where $k = \dim((\mathbf{z}_t', \bar{\mathbf{z}}_t'))$; and (iv) if assumption AS 3 holds so that the covariance matrices of ϵ_t and α are of full rank, then $\text{rank}(E(\mathbb{X}_t \mathbb{X}_t')) = 3d_x$.

Proof 3 Now, condition (i) of the lemma is the “rank condition” for the standard probit model when \mathbf{x}_{it} is exogenous and the object of interest is ϕ or marginal effects. This condition is assumed to hold true. Similarly, condition (iii) is the rank condition for the identification of the reduced form coefficients, $\Pi = \begin{pmatrix} \pi & \bar{\pi} \end{pmatrix}$, which is also assumed to hold.

To begin with, without loss of generality assume that \mathbf{z}_t is uncorrelated with the individual effects α so that $\bar{\pi} \bar{z} = 0$. This implies that we can ignore \bar{z} in the reduced form equation (A-1) and consider only the dimension of \mathbf{z}_t , which is d_z , in condition (iii) of the lemma, and that

$$\Pi = \pi, \hat{\alpha} = \hat{\mathbf{a}}, \hat{\epsilon}_t = \mathbf{x}_t - \pi \mathbf{z}_t - \hat{\mathbf{a}}, k = d_z, \text{ and } \pi \text{ a } d_x \times d_z \text{ matrix.}$$

Since, $\hat{\mathbf{e}}_t = \mathbf{v}_t - \hat{\mathbf{a}}$, then if $E(\mathbb{X}_t \mathbb{X}_t')$, where $\mathbb{X}_t = (\mathbf{x}_t', \hat{\mathbf{e}}_t', \hat{\mathbf{a}}')'$, were to be invertible (or equivalently have a rank of $3d_x$) so, too, would

$$E \left[\begin{bmatrix} \mathbf{x}_t \\ \mathbf{v}_t \\ \hat{\mathbf{a}} \end{bmatrix} \begin{bmatrix} \mathbf{x}_t' & \mathbf{v}_t' & \hat{\mathbf{a}}' \end{bmatrix} \right] \text{ be.}$$

This is equivalent to stating that the columns of $(\mathbf{x}_t', \mathbf{v}_t', \hat{\mathbf{a}}')$ are linearly independent. Now, if the columns of $(\mathbf{x}_t', \mathbf{v}_t', \hat{\mathbf{a}}')$ are linearly independent, then every subset of its columns, too, is linearly independent. Thus, to show the statement of the theorem to be true, we can show that

$$\text{rank}(E[(\mathbf{x}_t', \mathbf{v}_t', \hat{\mathbf{a}}')' \mathbf{x}_t']) = d_x, \quad (\text{A-14})$$

$$\text{rank}(E[(\mathbf{x}_t', \mathbf{v}_t', \hat{\mathbf{a}}')' \mathbf{v}_t']) = d_x \text{ and} \quad (\text{A-15})$$

$$\text{rank}(E[(\mathbf{x}_t', \mathbf{v}_t', \hat{\mathbf{a}}')' \hat{\mathbf{a}}']) = d_x, \quad (\text{A-16})$$

as both \mathbf{v}_t and $\hat{\mathbf{a}}'$ are vectors of dimension d_x .

Since $E[(\mathbf{x}_t', \mathbf{v}_t', \hat{\mathbf{a}}')' \mathbf{x}_t']$ in eq. (A-14) has $3d_x$ rows and d_x columns, $\text{rank}(E[(\mathbf{x}_t', \mathbf{v}_t', \hat{\mathbf{a}}')' \mathbf{x}_t']) \leq d_x$. Consider $\mathbf{x}_t \mathbf{x}_t'$ in eq. (A-14). Now, by condition (i) of the lemma, $\text{rank}(E[\mathbf{x}_t \mathbf{x}_t']) = d_x$, which implies that d_x columns of $E[\mathbf{x}_t \mathbf{x}_t']$ are linearly independent. This then implies that the d_x columns of $E[(\mathbf{x}_t', \mathbf{v}_t', \hat{\mathbf{a}}')' \mathbf{x}_t']$ are also linearly independent; that is, it implies that $\text{rank}(E[(\mathbf{x}_t', \mathbf{v}_t', \hat{\mathbf{a}}')' \mathbf{x}_t']) \geq d_x$. Thus, we can conclude that $\text{rank}(E[(\mathbf{x}_t', \mathbf{v}_t', \hat{\mathbf{a}}')' \mathbf{x}_t']) = d_x$.

Again, given that $E[(\mathbf{x}_t', \mathbf{v}_t', \hat{\mathbf{a}}')' \mathbf{v}_t']$ in eq. (A-15) has $3d_x$ rows and d_x columns, $\text{rank}(E[(\mathbf{x}_t', \mathbf{v}_t', \hat{\mathbf{a}}')' \mathbf{v}_t']) \leq d_x$. If we can show the $\text{rank}(E[\mathbf{v}_t \mathbf{v}_t'])$ in eq. (A-15) is d_x , then it would imply that the d_x columns of $E[(\mathbf{x}_t', \mathbf{v}_t', \hat{\mathbf{a}}')' \mathbf{v}_t']$ are also linearly independent, implying that $\text{rank}(E[(\mathbf{x}_t', \mathbf{v}_t', \hat{\mathbf{a}}')' \mathbf{v}_t']) \geq d_x$. Thus, we would be able to show that $\text{rank}(E[(\mathbf{x}_t', \mathbf{v}_t', \hat{\mathbf{a}}')' \mathbf{v}_t']) = d_x$, as desired.

To show that $E[\mathbf{v}_t \mathbf{v}_t']$ has a full column rank of d_x , is equivalent to showing that $\mathbf{v}' \mathbf{c} = (\mathbf{x}' - \mathbf{z}'_t \pi') \mathbf{c} \neq 0$ almost surely (a.s.) whenever $\mathbf{c} \neq 0$, $\mathbf{c} \in \mathbb{R}^{d_x}$, and $\mathbf{x} \neq \pi \mathbf{z}_t$ a.s..

Now, by condition (i) of the lemma

$$\mathbf{x}'_t \mathbf{c} \neq 0 \text{ a.s..} \quad (\text{A-17})$$

By condition (ii), according to which the rank of π' is d_x ,

$$\pi' \mathbf{c} = \mathbf{c}_\pi \neq 0, \text{ where } \mathbf{c}_\pi \text{ is of dimension, } d_z \times 1. \quad (\text{A-18})$$

By condition (iii) of the lemma and (A-18), we have

$$\mathbf{z}'_t \pi' \mathbf{c} = \mathbf{z}'_t \mathbf{c}_\pi \neq 0 \text{ a.s..} \quad (\text{A-19})$$

From (A-17) and (A-19) we can conclude that $E[\mathbf{v}_t \mathbf{v}_t']$ has a full column rank of d_x ; thus we are able to establish (A-15).

Similarly, to show (A-16) to be true, we can show that $\hat{\mathbf{a}}'\mathbf{c} \neq 0$ a.s. whenever $\mathbf{c} \neq 0, \mathbf{c} \in \mathbb{R}^{d_x}$. Now,

$$\begin{aligned}\hat{\mathbf{a}}'\mathbf{c} &= \left([T\Sigma_{\epsilon\epsilon}^{-1} + \Lambda_{\alpha\alpha}^{-1}]^{-1} \Sigma_{\epsilon\epsilon}^{-1} \left(\sum_{t=1}^T \mathbf{v}_t \right) \right)' \mathbf{c} = \left(\sum_{t=1}^T \mathbf{v}_t' \right) \Sigma_{\epsilon\epsilon}^{-1} [T\Sigma_{\epsilon\epsilon}^{-1} + \Lambda_{\alpha\alpha}^{-1}]^{-1} \mathbf{c} \\ &= \left(\sum_{t=1}^T \mathbf{v}_t' \right) \mathbf{c}_\alpha.\end{aligned}$$

Because $\Sigma_{\epsilon\epsilon}$ and $\Lambda_{\alpha\alpha}$, the covariance matrices of $\boldsymbol{\epsilon}_t$ and $\boldsymbol{\alpha}$ respectively, are symmetric positive definite matrices, $\Sigma_{\epsilon\epsilon}^{-1} [T\Sigma_{\epsilon\epsilon}^{-1} + \Lambda_{\alpha\alpha}^{-1}]^{-1}$ is nonsingular. This implies that $\Sigma_{\epsilon\epsilon}^{-1} [T\Sigma_{\epsilon\epsilon}^{-1} + \Lambda_{\alpha\alpha}^{-1}]^{-1} \mathbf{c} = \mathbf{c}_\alpha \neq 0$.

Since by (A-17) and (A-19), $(\mathbf{x}_t' - \mathbf{z}_t' \pi') \bar{\mathbf{c}}_\alpha = \mathbf{v}_t' \mathbf{c}_\alpha \neq 0$, when $\mathbf{x}_t \neq \pi \mathbf{z}_t$ a.s., we therefore have

$$\hat{\mathbf{a}}'\mathbf{c} = \left(\sum_{t=1}^T \mathbf{v}_t' \right) \mathbf{c}_\alpha \neq 0 \text{ a.s., thus establishing (A-16).} \quad (\text{A-20})$$

Having established (A-14), (A-15) and (A-16), we can conclude that $\text{rank}(\mathbb{E}(\mathbb{X}_t \mathbb{X}_t')) = 3d_x$.

Theorem 2 Let the linear structural model be $y_t = \mathbf{x}_t' \boldsymbol{\varphi} + \theta + \zeta_t, t \in \{1, \dots, T\}$. Under assumption AS 3 and condition (ii) of lemma 1 we can write θ as $\theta = \mathbb{E}(\theta|Z) + \tau = \boldsymbol{\rho}_\alpha \bar{\pi} \bar{\mathbf{z}} + \tau$, which allows us to write the linear structural equation as

$$y_t = \mathbf{x}_t' \boldsymbol{\varphi} + \boldsymbol{\rho}_\alpha \bar{\pi} \bar{\mathbf{z}} + \tau + \zeta_t. \quad (\text{A-21})$$

Under assumptions ACF 1 and AS 4 in the main text, we can write $\theta + \zeta_t$ in the structural equation as $\theta + \zeta_t = \mathbb{E}(\theta + \zeta_t | X, Z) + \eta_t = \hat{\mathbf{a}}' \boldsymbol{\varphi}_\alpha + \hat{\boldsymbol{\epsilon}}_t' \boldsymbol{\varphi}_\epsilon + \eta_t$, which allows us to write the linear structural equation as

$$y_t = \mathbf{x}_t' \boldsymbol{\varphi}_{CF} + \hat{\mathbf{a}}' \boldsymbol{\varphi}_\alpha + \hat{\boldsymbol{\epsilon}}_t' \boldsymbol{\varphi}_\epsilon + \eta_t \quad (\text{A-22})$$

where $\tau + \zeta_t$ is mean independent of Z and $\eta_t = \theta + \zeta_t - \mathbb{E}(\theta + \zeta_t | X, Z)$ is mean independent of X and Z .

Given that X and $\tau + \zeta_t$ are dependent, let $\hat{\boldsymbol{\varphi}}_{IV}$ denote the estimated coefficient of \mathbf{x}_t when (A-21) is estimated by two stage least squares (2SLS) with instruments, $\bar{\mathbf{z}} = \frac{1}{T} \sum_{t=1}^T \mathbf{z}_t$, $\bar{\mathbf{z}}_t = \mathbf{z}_t - \bar{\mathbf{z}}$, and $\bar{\mathbf{z}}' \bar{\pi}$. And let $\hat{\boldsymbol{\varphi}}_{CF}$ denote the estimate of $\boldsymbol{\varphi}$ obtained from estimating (A-22) by pooling the data. In the following, we show that $\hat{\boldsymbol{\varphi}}_{CF} = \hat{\boldsymbol{\varphi}}_{IV}$.

Proof 4 Without any loss of generality assume that there is only endogenous regressor, x_t ; the proof generalizes to multiple regressors. Given assumption in AS 3, the reduced form is given by

$$x_t = \mathbf{z}_t' \pi + \bar{\mathbf{z}}' \bar{\pi} + a + \epsilon_t, \quad (\text{A-23})$$

where $\bar{\mathbf{z}}' \bar{\pi} + a = \alpha$ and $a \sim N(0, \sigma_\alpha^2)$ and $\epsilon_t \sim N(0, \sigma_\epsilon^2)$. Here, \bar{y} , \bar{x} and $\bar{\mathbf{z}}$ denote group means of y_t , x_t , and \mathbf{z}_t respectively.

Now, by [Mundlak \(1978\)](#) we know that π is equal to the within estimator, π_w , of the reduced form equation (A-23) and $\bar{\pi} = \pi_b - \pi_w$, where π_b is the between estimator of π in (A-23). Thus by lemma 2, the control functions, $\hat{\alpha}$ and $\hat{\epsilon}_t$, in (A-22) are respectively given by

$$\begin{aligned}\hat{\alpha} &= \bar{\mathbf{z}}'(\pi_b - \pi_w) + (1 - \lambda)(\bar{x} - \bar{\mathbf{z}}'\pi_b) \\ \hat{\epsilon}_t &= x_t - \mathbf{z}_t'\pi_w - \bar{\mathbf{z}}'(\pi_b - \pi_w) - (1 - \lambda)(\bar{x} - \bar{\mathbf{z}}'\pi_b), \text{ where } \lambda = \frac{\sigma_\epsilon^2}{\sigma_\epsilon^2 + T\sigma_\alpha^2}.\end{aligned}$$

It is convenient to write the panel model in (A-22) in vector form as

$$\mathbf{Y} = \mathbf{X}\varphi + \hat{\mathbf{A}}\varphi_\alpha + \hat{\mathbf{E}}\varphi_\epsilon + \boldsymbol{\eta}, \quad (\text{A-24})$$

where \mathbf{Y} is a $NT \times 1$ data matrix which has the observations on y_{it} stacked in NT rows; similarly, \mathbf{X} has stacked observations on x_{it} , $\hat{\mathbf{A}}$ on $\hat{\alpha}_i$, and $\hat{\mathbf{E}}$ on $\hat{\epsilon}_{it}$. Now, given $\hat{\alpha}$ and $\hat{\epsilon}_t$, we can write $\hat{\mathbf{A}}$ and $\hat{\mathbf{E}}$, respectively, as

$$\hat{\mathbf{A}} = \mathbf{P}\mathbf{Z}\bar{\pi} + (1 - \lambda)\mathbf{P}\mathbf{R} \text{ and } \hat{\mathbf{E}} = \mathbf{Q}\mathbf{R} + \lambda\mathbf{P}\mathbf{R},$$

where \mathbf{R} is a $NT \times 1$ matrix, which has the residuals of the reduced form equation (A-23), $r_{it} = x_t - \mathbf{z}_t'\pi_w - \bar{\mathbf{z}}'(\pi_b - \pi_w)$, stacked in NT rows, \mathbf{Z} has stacked observations on \mathbf{z}_{it} , \mathbf{P} is a matrix that averages the observation across time for each individual, i.e., $\mathbf{P} = \mathbf{I}_N \otimes \tilde{\mathbf{J}}_T$ where \mathbf{J}_T is a matrix of ones of dimension T and $\tilde{\mathbf{J}}_T = \mathbf{J}_T/T$, and $\mathbf{Q} = \mathbf{I}_{NT} - \mathbf{P}$ is a matrix that obtains the deviations from individual means. Given the above, we can write (A-24) as

$$\mathbf{Y} = \mathbf{X}\varphi + (\mathbf{P}\mathbf{Z}\bar{\pi} + (1 - \lambda)\mathbf{P}\mathbf{R})\varphi_\alpha + (\mathbf{Q}\mathbf{R} + \lambda\mathbf{P}\mathbf{R})\varphi_\epsilon + \boldsymbol{\eta}. \quad (\text{A-25})$$

Because \mathbf{P} and \mathbf{Q} are idempotent and \mathbf{P} is orthogonal to \mathbf{Q} , premultiplying (A-25) through out by \mathbf{Q} , we get

$$\ddot{\mathbf{Y}} = \ddot{\mathbf{X}}\varphi + \ddot{\mathbf{R}}\varphi_\epsilon + \ddot{\boldsymbol{\eta}}, \quad (\text{A-26})$$

where $\ddot{\mathbf{Y}}$ is a $NT \times 1$ matrix that has $\ddot{y}_{it} = y_{it} - \bar{y}_i$, the deviations of y_{it} from the individual means, \bar{y}_i , (within transformation) stacked in NT rows, and $\ddot{\mathbf{R}} = \ddot{\mathbf{X}} - \ddot{\mathbf{Z}}\pi_w$ is the matrix obtained after within transforming the residuals, \mathbf{R} . $\ddot{\mathbf{R}}$, incidentally, are the residuals obtained after applying within transformation to the reduced form equation (A-23) and estimating it as a fixed effect model.

Now, premultiplying (A-25) through out by \mathbf{P} , we get

$$\bar{\mathbf{Y}} = \bar{\mathbf{X}}\varphi + (\bar{\mathbf{Z}}\bar{\pi} + (1 - \lambda)\bar{\mathbf{R}})\varphi_\alpha + \lambda\bar{\mathbf{R}}\varphi_\epsilon + \bar{\boldsymbol{\eta}}, \quad (\text{A-27})$$

where $\bar{\mathbf{Y}}$ is a $NT \times 1$ matrix that has the individual means, \bar{y}_i , (between transformation) stacked in NT rows, and $\bar{\mathbf{R}} = \bar{\mathbf{X}} - \bar{\mathbf{Z}}\pi_b$ is the matrix obtained after between transforming the residuals, \mathbf{R} . $\bar{\mathbf{R}}$, incidentally, are the residuals obtained after applying between transformation to the reduced form equation (A-23) and estimating it by OLS.

Since the column space of the LHS variables, $[\bar{\mathbf{X}}, \bar{\mathbf{Z}}\bar{\pi} + (1 - \lambda)\bar{\mathbf{R}}, \lambda\bar{\mathbf{R}}]$, in (A-27) is same as that of $[\bar{\mathbf{X}}, \bar{\mathbf{Z}}\bar{\pi}, \bar{\mathbf{R}}]$, the projections of the two matrices will be the same. Therefore, the estimates of φ , φ_α , and φ_ϵ in (A-27) will be the same from estimating the following equation:

$$\mathbf{Y} = \bar{\mathbf{X}}\varphi + \bar{\mathbf{Z}}\bar{\pi}\varphi_\alpha + \bar{\mathbf{R}}\varphi_\epsilon + \bar{\boldsymbol{\eta}}, \quad (\text{A-28})$$

From (A-26) and (A-28), it is thus evident that estimating the following equation

$$\mathbf{Y} = \mathbf{X}\varphi + \bar{\mathbf{Z}}\bar{\pi}\varphi_\alpha + [\mathbf{Q}\mathbf{R} + \mathbf{P}\mathbf{R}]\varphi_\epsilon + \boldsymbol{\eta}, \quad (\text{A-29})$$

by OLS would yield the same result as estimating (A-25) by OLS.

By Frisch-Waugh-Lovell Theorem, then φ and φ_α in (A-29) is estimated as

$$\begin{bmatrix} \hat{\varphi}_{CF} \\ \hat{\varphi}_\alpha \end{bmatrix} = \begin{bmatrix} \mathbf{X}' \\ \hat{\pi}'\bar{\mathbf{Z}}' \end{bmatrix} [\mathbf{Q}M_{\bar{\mathbf{R}}} + \mathbf{P}M_{\bar{\mathbf{R}}}] \begin{bmatrix} \mathbf{X} & \bar{\mathbf{Z}}\hat{\pi} \end{bmatrix}^{-1} \begin{bmatrix} \mathbf{X}' \\ \hat{\pi}'\bar{\mathbf{Z}}' \end{bmatrix} [\mathbf{Q}M_{\bar{\mathbf{R}}} + \mathbf{P}M_{\bar{\mathbf{R}}}] \mathbf{Y},$$

where $\hat{\pi}$ is the estimate of $\bar{\pi}$, $M_{\bar{\mathbf{R}}} = I_{NT} - \bar{\mathbf{R}}[\bar{\mathbf{R}}'\bar{\mathbf{R}}]^{-1}\bar{\mathbf{R}}'$ and $M_{\bar{\mathbf{R}}} = I_{NT} - \bar{\mathbf{R}}[\bar{\mathbf{R}}'\bar{\mathbf{R}}]^{-1}\bar{\mathbf{R}}'$. Since \mathbf{X} and \mathbf{Y} can be decomposed as $\mathbf{X} = \ddot{\mathbf{X}} + \bar{\mathbf{X}}$ and $\mathbf{Y} = \ddot{\mathbf{Y}} + \bar{\mathbf{Y}}$ respectively, we can write the above equation as

$$\begin{bmatrix} \hat{\varphi}_{CF} \\ \hat{\varphi}_\alpha \end{bmatrix} = \begin{bmatrix} \ddot{\mathbf{X}}' + \bar{\mathbf{X}}' \\ \hat{\pi}'\bar{\mathbf{Z}}' \end{bmatrix} [\mathbf{Q}M_{\bar{\mathbf{R}}} + \mathbf{P}M_{\bar{\mathbf{R}}}] \begin{bmatrix} \ddot{\mathbf{X}} + \bar{\mathbf{X}} & \bar{\mathbf{Z}}\hat{\pi} \end{bmatrix}^{-1} \begin{bmatrix} \ddot{\mathbf{X}}' + \bar{\mathbf{X}}' \\ \hat{\pi}'\bar{\mathbf{Z}}' \end{bmatrix} [\mathbf{Q}M_{\bar{\mathbf{R}}} + \mathbf{P}M_{\bar{\mathbf{R}}}] \begin{bmatrix} \ddot{\mathbf{Y}} + \bar{\mathbf{Y}} \end{bmatrix}.$$

Taking into account the orthogonality conditions in the above, the above simplifies to

$$\begin{bmatrix} \hat{\varphi}_{CF} \\ \hat{\varphi}_\alpha \end{bmatrix} = \begin{bmatrix} \ddot{\mathbf{X}}'M_{\bar{\mathbf{R}}}\ddot{\mathbf{X}} + \begin{bmatrix} \bar{\mathbf{X}}' \\ \hat{\pi}'\bar{\mathbf{Z}}' \end{bmatrix} M_{\bar{\mathbf{R}}} \begin{bmatrix} \bar{\mathbf{X}} & \bar{\mathbf{Z}}\hat{\pi} \end{bmatrix} \end{bmatrix}^{-1} \begin{bmatrix} \ddot{\mathbf{X}}'M_{\bar{\mathbf{R}}}\ddot{\mathbf{Y}} + \begin{bmatrix} \bar{\mathbf{X}}' \\ \hat{\pi}'\bar{\mathbf{Z}}' \end{bmatrix} M_{\bar{\mathbf{R}}} \bar{\mathbf{Y}} \end{bmatrix}. \quad (\text{A-30})$$

Because $\ddot{\mathbf{R}} = M_{\bar{\mathbf{Z}}}\ddot{\mathbf{X}}$, where $M_{\bar{\mathbf{Z}}} = I_{NT} - \ddot{\mathbf{Z}}[\ddot{\mathbf{Z}}'\ddot{\mathbf{Z}}]^{-1}\ddot{\mathbf{Z}}'$, it can be verified that $\ddot{\mathbf{X}}'M_{\bar{\mathbf{R}}} = \ddot{\mathbf{X}}'P_{\bar{\mathbf{Z}}}$, where $P_{\bar{\mathbf{Z}}} = \ddot{\mathbf{Z}}[\ddot{\mathbf{Z}}'\ddot{\mathbf{Z}}]^{-1}\ddot{\mathbf{Z}}'$ is the projection matrix. And because $\bar{\mathbf{R}} = M_{\bar{\mathbf{Z}}}\bar{\mathbf{X}}$, where $M_{\bar{\mathbf{Z}}} = I_{NT} - \bar{\mathbf{Z}}[\bar{\mathbf{Z}}'\bar{\mathbf{Z}}]^{-1}\bar{\mathbf{Z}}'$, it can be verified that $\bar{\mathbf{X}}'M_{\bar{\mathbf{R}}} = \bar{\mathbf{X}}'P_{\bar{\mathbf{Z}}}$, where $P_{\bar{\mathbf{Z}}} = \bar{\mathbf{Z}}[\bar{\mathbf{Z}}'\bar{\mathbf{Z}}]^{-1}\bar{\mathbf{Z}}'$, and that $\hat{\pi}'\bar{\mathbf{Z}}'M_{\bar{\mathbf{R}}} = \hat{\pi}'\bar{\mathbf{Z}}'$. Thus, we can write $\hat{\varphi}_{CF}$ and $\hat{\varphi}_\alpha$ in (A-30) as

$$\begin{bmatrix} \hat{\varphi}_{CF} \\ \hat{\varphi}_\alpha \end{bmatrix} = \begin{bmatrix} \ddot{\mathbf{X}}'P_{\bar{\mathbf{Z}}}\ddot{\mathbf{X}} + \begin{bmatrix} \bar{\mathbf{X}}' \\ \hat{\pi}'\bar{\mathbf{Z}}' \end{bmatrix} P_{\bar{\mathbf{Z}}} \begin{bmatrix} \bar{\mathbf{X}} & \bar{\mathbf{Z}}\hat{\pi} \end{bmatrix} \end{bmatrix}^{-1} \begin{bmatrix} \ddot{\mathbf{X}}'P_{\bar{\mathbf{Z}}}\ddot{\mathbf{Y}} + \begin{bmatrix} \bar{\mathbf{X}}' \\ \hat{\pi}'\bar{\mathbf{Z}}' \end{bmatrix} P_{\bar{\mathbf{Z}}} \bar{\mathbf{Y}} \end{bmatrix}, \quad (\text{A-31})$$

which is the same as the estimates $\hat{\varphi}_{IV}$ and $\hat{\rho}_\alpha$ when (A-21) is estimated by the 2SLS using $\bar{\mathbf{z}}$, $\ddot{\mathbf{z}}_t = \mathbf{z}_t - \bar{\mathbf{z}}$ and $\bar{\mathbf{z}}'\hat{\pi}$ as instruments.

If only the within transform, equation (A-26), is estimated, then by a similar process as above, beginning with the Frisch-Waugh-Lovell Theorem, one obtains

$$\hat{\varphi}_{CF}^w = [\ddot{\mathbf{X}}'P_{\bar{\mathbf{Z}}}\ddot{\mathbf{X}}]^{-1}\ddot{\mathbf{X}}'P_{\bar{\mathbf{Z}}}\ddot{\mathbf{Y}}, \quad (\text{A-32})$$

which is same as the within estimate of φ_{IV}^w when (A-21) is estimated by fixed effect two-stage least squares (FE2SLS) that utilizes $\ddot{\mathbf{z}}_t = \mathbf{z}_t - \bar{\mathbf{z}}$ as instruments.

If only the between transform, equation (A-28), is estimated, then, again, a similar process as the one used to derive (A-31), one finally obtains

$$\begin{bmatrix} \hat{\varphi}_{CF}^b \\ \hat{\varphi}_\alpha^b \end{bmatrix} = \begin{bmatrix} \bar{\mathbf{X}}' P_{\bar{\mathbf{Z}}} \\ \hat{\pi}' \bar{\mathbf{Z}}' \end{bmatrix} \begin{bmatrix} P_{\bar{\mathbf{Z}}} \bar{\mathbf{X}} & \bar{\mathbf{Z}} \hat{\pi} \end{bmatrix}^{-1} \begin{bmatrix} \bar{\mathbf{X}}' P_{\bar{\mathbf{Z}}} \\ \hat{\pi}' \bar{\mathbf{Z}}' \end{bmatrix} \bar{\mathbf{Y}},$$

which is the estimate of φ_{IV}^b and ρ_α^b when (A-21) is between transformed and estimated by two-stage least squares (2SLS) with $\bar{\mathbf{z}}$ and $\bar{\mathbf{z}}' \hat{\pi}$ as instruments. After some algebraic manipulations, we get

$$\hat{\varphi}_{CF}^b = \left[\bar{\mathbf{X}}' P_{\bar{\mathbf{Z}}} M_{\bar{\mathbf{Z}} \hat{\pi}} P_{\bar{\mathbf{Z}}} \bar{\mathbf{X}} \right]^{-1} \bar{\mathbf{X}}' P_{\bar{\mathbf{Z}}} M_{\bar{\mathbf{Z}} \hat{\pi}} \bar{\mathbf{Y}},$$

where $M_{\bar{\mathbf{Z}} \hat{\pi}} = I - \bar{\mathbf{Z}} \hat{\pi} [\hat{\pi}' \bar{\mathbf{Z}}' \bar{\mathbf{Z}} \hat{\pi}]^{-1} \hat{\pi}' \bar{\mathbf{Z}}'$.

Lemma 3 If the endogenous variables, \mathbf{x} , have large a support, then under AS 3, the support of the conditional distribution of $\hat{\mathbf{a}}(X, Z, \Theta_1)$ and $\hat{\mathbf{e}}_t(X, Z, \Theta_1)$, conditional on $\mathbf{x}_t = \bar{\mathbf{x}}$, is same as the support of their marginal distribution.

Proof 5 (a) We have shown that the expected value of $\mathbf{a} = \bar{\pi} \bar{\mathbf{z}} + \mathbf{a}$ and \mathbf{e}_t given Z and X , where \mathbf{a} and \mathbf{e}_t are normally distributed with variances $\Lambda_{\alpha\alpha}$ and $\Sigma_{\epsilon\epsilon}$ respectively, are given

$$\begin{aligned} E(\mathbf{a}|X, Z) &= \hat{\mathbf{a}} = \bar{\pi} \bar{\mathbf{z}} + \hat{\mathbf{a}} = \bar{\pi} \bar{\mathbf{z}} + \sum_{t=1}^T \Omega(\mathbf{x}_t - \Pi Z_t) \text{ and} \\ E(\mathbf{e}_t|X, Z) &= \hat{\mathbf{e}}_t = \mathbf{x}_t - \Pi Z_t - \sum_{t=1}^T \Omega(\mathbf{x}_t - \Pi Z_t) \text{ respectively,} \end{aligned}$$

where $\Pi = (\bar{\pi}, \bar{\pi})$, $Z_t = (\mathbf{z}_t', \bar{\mathbf{z}}')'$ and $\Omega = [T\Sigma_{\epsilon\epsilon}^{-1} + \Lambda_{\alpha\alpha}^{-1}]^{-1} \Sigma_{\epsilon\epsilon}^{-1}$.

Because the support of \mathbf{x}_t is \mathbb{R}^{d_x} and Ω is a $d_x \times d_x$ nonsingular matrix,

$$\text{Supp}(\hat{\mathbf{a}}) = \text{Supp}(\hat{\mathbf{e}}_t) = \mathbb{R}^{d_x} \text{ whether or not } \mathbf{z}_t \text{ has a large support.}$$

Now fix $\mathbf{x}_t = \bar{\mathbf{x}}$. Then, because the \mathbf{x}_s 's, $s \neq t$, are not restricted, we have

$$\begin{aligned} \text{Supp}(\hat{\mathbf{a}}|\mathbf{x}_t = \bar{\mathbf{x}}) &= \text{Supp}\left(\bar{\pi} \bar{\mathbf{z}} + \Omega(\bar{\mathbf{x}} - \Pi Z_t) + \sum_{s \neq t} \Omega(\mathbf{x}_s - \Pi Z_s)\right) = \mathbb{R}^{d_x} \text{ and} \\ \text{Supp}(\hat{\mathbf{e}}_t|\mathbf{x}_t = \bar{\mathbf{x}}) &= \text{Supp}\left([I_m - \Omega](\bar{\mathbf{x}} - \Pi Z_t) - \sum_{s \neq t} \Omega(\mathbf{x}_s - \Pi Z_s)\right) = \mathbb{R}^{d_x}. \end{aligned}$$

(b) When we have a single endogenous variable, x_t , given by

$$x_t = \Pi Z_t + a + \epsilon_t, t = 1, \dots, T,$$

where the errors, $\boldsymbol{\epsilon} \equiv (\epsilon_1, \dots, \epsilon_T)'$, are non-spherical such that $E(\boldsymbol{\epsilon}\boldsymbol{\epsilon}') = \Omega_{\epsilon\epsilon}$, a invertible $T \times T$ matrix, and a is normally distributed with variance σ_a^2 , then we showed that

$$\hat{a}(X, Z, \Theta_1) = (x_1 - \Pi Z_1)\omega_1 + \dots + (x_T - \Pi Z_T)\omega_T,$$

where $(\omega_1, \dots, \omega_T)' = \frac{\Omega_{\epsilon\epsilon}^{-1}e_T}{(e'\Omega_{\epsilon\epsilon}^{-1}e_T + \sigma_a^{-2})}$ and e_T is a vector of ones of dimension T .

Given that x_t 's have large supports, using a similar argument as in part (a), we get

$$\text{Supp}(\hat{a}|x_t = \bar{x}) = \mathbb{R} \text{ and } \text{Supp}(\hat{\epsilon}_t|x_t = \bar{x}) = \mathbb{R}.$$

B Estimation Of Probit Conditional Mean Function

If η_t in equation (2.9) in main text is assumed to follow a normal distribution, then

$$E(y_t|X, Z) = \Phi((\mathbb{X}_t'\Theta_2)/\sigma), \quad (\text{B-1})$$

where $\mathbb{X}_t = (\mathbf{x}_t', \hat{\boldsymbol{\alpha}}'(X, Z), \hat{\boldsymbol{\epsilon}}_t'(X, Z))$, $\Theta_2 = (\boldsymbol{\varphi}', \boldsymbol{\rho}'_\alpha, \boldsymbol{\rho}'_\epsilon)'$, and σ^2 is the variance of η_t . Since in probit models the coefficients can only be identified up to a scale, in this section with a slight abuse of notation we denote the scaled parameters, $\frac{1}{\sigma}\Theta_2$, by Θ_2 . To estimate Θ_2 , one can employ nonlinear least squares by pooling the data. However, as [PW](#) discuss, since $\text{Var}(y_t|(X, Z))$ will most likely be heteroscedastic and since there will be serial correlation across time in the joint distribution, $F(y_1, \dots, y_T|X, Z)$, the estimates, though consistent, will be estimated inefficiently resulting in biased standard errors. [PW](#) argue that modelling $F(y_1, \dots, y_T|X, Z)$ when y_t 's are fractional response and applying MLE methods, while possible, is not trivial. Moreover, if the model for $F(y_1, \dots, y_T|X, Z)$ is misspecified but $E(y_t|X, Z)$ is correctly specified, the MLE will be inconsistent for Θ_2 and the resulting APEs. This is likely to be true when response outcomes are binary.

To account for heteroscedasticity²³ and serial dependence when all covariates are exogenous, [PW](#) employ the method of multivariate weighted nonlinear least squares (MWNLS) to obtain efficient estimates of Θ_2 . To get the correct estimates of the standard errors, the method requires is a parametric model of $\text{Var}(y_i|X_i, Z_i)$, where y_i is the $T \times 1$ vector of responses. Similar to [PW](#)'s, we specify $\text{Var}(y_t|X, Z)$ as

$$\text{Var}(y_t|X, Z) = \tau \mathbf{m}(\mathbb{X}_t, \Theta_2)(1 - \mathbf{m}(\mathbb{X}_t, \Theta_2)), \quad (\text{B-2})$$

where $\mathbf{m}(\mathbb{X}_t, \Theta_2) = \Phi(\mathbb{X}_t'\Theta_2)$ and $0 < \tau \leq 1$. For covariances, $\text{Cov}(y_t, y_r|X, Z)$, a “working” version, which can be misspecified for $\text{Var}(y|X, Z)$, is assumed. This, in the context of panel data, is what underlies the method of generalized estimating equation (GEE), as described in [Liang and Zeger \(1986\)](#). The main advantage of GEE lies

²³ Another possibility would be to assume the form of heteroscedasticity such as multiplicative heteroscedasticity as is common in heteroscedastic probit model. However, since it is likely that there will be serial dependence across time, we favour the GEE method proposed in this section, which can potentially account for both heteroscedasticity and serial dependence.

in the consistent and unbiased estimation of parameters' standard errors even when the correlation structure is misspecified. Also, GEE and MWNLS are asymptotically equivalent whenever they use the same estimates of the $T \times T$ positive definite matrix, $\text{Var}(y|X, Z)$.

Generally, the conditional correlations, $\text{Cov}(y_t, y_s|X, Z)$, are a function of X and Z . In the GEE literature, the “working correlation matrix” is that which assumes the dependency structure to be invariant over all observations; that is, the correlations are not a function of X and Z . Here we will focus on a particular correlation matrix that is suited for panel data applications with small T . In the GEE literature it is called an “exchangeable” correlation pattern. Exchangeable correlation assumes constant time dependency, so that all the off-diagonal elements of the correlation matrix are equal. Though other correlation patterns such as “autoregressive”, which assumes the correlations to be an exponential function of the time lag, or “stationary M ”, which assumes constant correlations within equal time intervals could also be assumed.

GEE method suggests that parameter, ρ , that characterize $\text{Var}(y|X, Z) = \mathbf{V}(X, Z, \Theta_2, \tau, \rho)$ can be estimated using simple functions of residuals, u_t ,

$$u_t = y_t - E(y_t|X, Z) = y_t - \mathbf{m}(\mathbf{X}_t, \Theta_2),$$

where the mean function, $E(y_t|X, Z)$, is correctly specified. With the variance defined in (B-2), we can define standardized errors as

$$e_t = \frac{u_t}{\sqrt{\mathbf{m}(\mathbf{X}_t, \Theta_2)(1 - \mathbf{m}(\mathbf{X}_t, \Theta_2))}}.$$

Then we have $\text{Var}(e_t|X, Z) = \tau$. The exchangeability assumption is that the pairwise correlations between pairs of standardized errors are constant, say ρ . This, to reiterate, is a “working” assumption that leads to an estimated variance matrix to be used in MWNLS. Neither consistency of the estimator of ρ , nor valid inference, will rest on exchangeability being true.

To estimate a common correlation parameter, let $\tilde{\Theta}_2$ be a preliminary, consistent estimator of Θ_2 . $\tilde{\Theta}_2$ could be the pooled ML estimate of the heteroscedastic probit model. Define the residuals, \tilde{u}_t , as $\tilde{u}_t = y_t - \mathbf{m}(\mathbf{X}_t, \tilde{\Theta}_2)$ and the standardized residuals as

$$\tilde{e}_t = \frac{\tilde{u}_t}{\sqrt{\mathbf{m}(\mathbf{X}_t, \tilde{\Theta}_2)(1 - \mathbf{m}(\mathbf{X}_t, \tilde{\Theta}_2))}}.$$

Then a natural estimator of a common correlation coefficient is

$$\tilde{\rho} = \frac{1}{NT(T-1)} \sum_{i=1}^N \sum_{t=1}^T \sum_{s \neq t} \tilde{e}_{it} \tilde{e}_{is}. \quad (\text{B-3})$$

Under standard regularity conditions, without much restrictions on $\text{Corr}(e_t, e_s|X, Z)$, the plim of $\tilde{\rho}$ is

$$\text{plim}(\tilde{\rho}) = \frac{1}{[T(T-1)]} \sum_{t=1}^T \sum_{s \neq t} E(e_{it}e_{is}) \equiv \rho^*. \quad (\text{B-4})$$

If $\text{Corr}(e_t, e_s|X, Z)$ happens to be the same for all $t \neq s$, then $\tilde{\rho}$ consistently estimates this constant correlation. Generally, it consistently estimates the average of these correlations across all (t, s) pairs, which is defined as $\mathbf{C}(\tilde{\rho})$. Given the estimated $T \times T$ working correlation matrix, $\mathbf{C}(\tilde{\rho})$, which has unity down its diagonal and $\tilde{\rho}$ everywhere else, we can construct the estimated working variance matrix:

$$\mathbf{V}(X, Z, \tilde{\Theta}_2, \tilde{\rho}) = \mathbf{D}(X, Z, \tilde{\Theta}_2)^{1/2} \mathbf{C}(\tilde{\rho}) \mathbf{D}(X, Z, \tilde{\Theta}_2)^{1/2} = \mathbf{V}(X, Z, \tilde{Y})$$

where $\mathbf{D}(X, Z, \Theta_2)$ is the $T \times T$ diagonal matrix with $\mathbf{m}(\mathbf{X}_t, \Theta_2)(1 - \mathbf{m}(\mathbf{X}_t, \Theta_2))$ down its diagonal. (Note that dropping the variance scale factor, τ , has no effect on estimation or inference.)

Estimation by MWNLS then involves solving for $\hat{\Theta}_2$ by minimizing the following with respect to Θ_2 :

$$\min_{\Theta_2} \sum_{i=1}^N [\mathbf{y}_i - \mathbf{m}_i(X_i, Z_i, \Theta_2)]' [\mathbf{V}(X_i, Z_i, \tilde{Y})]^{-1} [\mathbf{y}_i - \mathbf{m}_i(X_i, Z_i, \Theta_2)], \quad (\text{B-5})$$

where $\mathbf{m}_i(X_i, Z_i, \Theta_2)$ is the T vector with t^{th} element being $\mathbf{m}(\mathbf{X}_{it}, \Theta_2)$.

The requirement of GEE is that the mean model, $E(y_t|X, Z)$, be correctly specified, else the GEE approach to estimation can give inconsistent results. We have, given our identifying assumptions, shown that $E(y_t|X, Z) = \Phi(\mathbf{X}_t' \Theta_2)$, and therefore we can employ GEE to account for serial correlation across time. Once the control functions have been estimated, one can then use the STATA command, "xtgee," which fits generalized linear models and allows one to specify the within-group correlation structure for the panels, to estimate Θ_2 .

C Panel Probit Model with Random Coefficients in a Triangular System

In this section we extend the model with random effect studied in section 2 to allow for random coefficients, and discuss identification of certain structural measures of interest. Consider the following binary choice random coefficient model

$$y_{it} = 1\{y_{it}^* = \mathcal{X}_{it}' \boldsymbol{\phi}_i + \zeta_{it} > 0\}, \quad (\text{C-1})$$

where $\mathcal{X}_{it} = (x_{it}, \mathbf{w}_{it}')'$ and ζ_{it} are the idiosyncratic errors. Here we consider a single continuous endogenous variable, x_{it} , with a large support. Let d_w be the dimension of

the exogenous variables, \mathbf{w}_{it} . In (C-1), the random coefficients are $\boldsymbol{\varphi}_i = \boldsymbol{\varphi} + \boldsymbol{\theta}_i$, where $\boldsymbol{\varphi}$ is a $(1 + d_w) \times 1$ vector of constant means and $E(\boldsymbol{\theta}_i) = 0$. Thus, $\boldsymbol{\varphi}$ is the average slope that we might be interested in.

The reduced form in the triangular system is given by:

$$x_{it} = \mathbf{z}_{it}' \boldsymbol{\alpha}_i + \epsilon_{it}, \quad (\text{C-2})$$

where $\mathbf{z}_{it} = (\mathbf{w}_{it}', \tilde{\mathbf{z}}_{it}')'$. The dimension of the vector of instruments, $\tilde{\mathbf{z}}_{it}$, d_z , is greater than or equal to 1. $\boldsymbol{\alpha}_i = \boldsymbol{\alpha} + \mathbf{a}_i$ is the $(d_w + d_z) \times 1$ vector of random coefficients, where $\boldsymbol{\alpha}$ is a vector of constants and \mathbf{a}_i a vector of stationary random variables with zero means and constant variance-covariances. And finally, ϵ_{it} is a scalar idiosyncratic term.

The identifying distributional restrictions are summarized as follows:

RC 1 (a) $(\boldsymbol{\theta}_i, \boldsymbol{\zeta}_i), (\mathbf{a}_i, \boldsymbol{\epsilon}_i) \perp\!\!\!\perp Z_i$ and (b) $\boldsymbol{\theta}_i, \mathbf{a}_i \perp\!\!\!\perp \boldsymbol{\zeta}_i, \boldsymbol{\epsilon}_i$, where $Z_i \equiv (\mathbf{z}_{i1}, \dots, \mathbf{z}_{iT})$ is a $T \times (d_w + d_z)$ matrix, $\boldsymbol{\zeta}_i \equiv (\zeta_{i1}, \dots, \zeta_{iT})'$, and $\boldsymbol{\epsilon}_i \equiv (\epsilon_{i1}, \dots, \epsilon_{iT})'$.

In the above assumption, \mathbf{z}_{it} is independent of the random coefficients, $(\boldsymbol{\varphi}_i, \boldsymbol{\alpha}_i)$, and the idiosyncratic errors, $(\zeta_{it}, \epsilon_{it})$. Also, as in the random effects model, we assume that the random coefficients and the idiosyncratic errors are independent of each other.

RC 2

$$\begin{aligned} \boldsymbol{\theta}_i, \zeta_{it} | X_i, Z_i, \mathbf{a}_i &\sim \boldsymbol{\theta}_i, \zeta_{it} | X_i - E(X_i | Z_i, \mathbf{a}_i), Z_i, \mathbf{a}_i \\ &\sim \boldsymbol{\theta}_i, \zeta_{it} | \boldsymbol{\epsilon}_i, Z_i, \mathbf{a}_i \\ &\sim \boldsymbol{\theta}_i, \zeta_{it} | \boldsymbol{\epsilon}_i, \mathbf{a}_i, \end{aligned}$$

where $X_i \equiv (x_{i1}, \dots, x_{iT})'$ and $\boldsymbol{\epsilon}_i = X_i - E(X_i | Z_i, \mathbf{a}_i) = X_i - Z_i(\boldsymbol{\alpha} + \mathbf{a}_i)$.

In RC 2 the assumption is that the dependence of the structural error terms $\boldsymbol{\theta}_i$ and ζ_{it} on X_i , Z_i , and \mathbf{a}_i is completely characterized by the reduced form error components, $\boldsymbol{\epsilon}_i$ and \mathbf{a}_i . If given $(\epsilon_{it}, \mathbf{a}_i)$ only contemporaneous correlations matter, then $\boldsymbol{\theta}_i, \zeta_{it} \perp\!\!\!\perp \boldsymbol{\epsilon}_{i,-t} | (\epsilon_{it}, \mathbf{a}_i)$.

As in the model for random effects, we specify the marginal distributions of \mathbf{a}_i and ϵ_{it} . We assume that

RC 3 $\mathbf{a}_i \sim N(0, \Sigma_a)$ and that $\epsilon_{it} \sim N(0, \sigma_\epsilon^2)$.

Let $\Theta_1 \equiv \{\boldsymbol{\alpha}, \Sigma_a, \sigma_\epsilon^2\}$ denote the set of parameters of random coefficient model in (C-2), the reduced form equation. The random coefficient model is a standard one, and most statistical packages have routines to estimate Θ_1 .

Given assumption RC 2, we have

$$\begin{aligned} E(\boldsymbol{\theta}_i | X_i, Z_i, \mathbf{a}_i) &= E(\boldsymbol{\theta}_i | \mathbf{a}_i, \boldsymbol{\epsilon}_i) = E(\boldsymbol{\theta}_i | \mathbf{a}_i) = \boldsymbol{\rho}_{\theta a} \mathbf{a}_i \text{ and} \\ E(\zeta_{it} | X_i, Z_i, \mathbf{a}_i) &= E(\zeta_{it} | \mathbf{a}_i, \boldsymbol{\epsilon}_i) = E(\zeta_{it} | \boldsymbol{\epsilon}_i) = \boldsymbol{\rho}_{\zeta \epsilon} \boldsymbol{\epsilon}_i, \end{aligned} \quad (\text{C-3})$$

where the second equality in each of the above follows from part (b) of assumption RC 1. In the above, $\boldsymbol{\rho}_{\theta a}$ is the $(d_w + 1) \times (d_w + d_z)$ matrix of population regression coefficients of $\boldsymbol{\theta}_i$ on \mathbf{a}_i , and $\boldsymbol{\rho}_{\zeta \epsilon}$ is the population regression coefficient of ζ_{it} on $\boldsymbol{\epsilon}_i$.

Our assumptions and (C-3) then imply that the conditional expectation of y_{it}^* given X_i , Z_i , and \mathbf{a}_i is given by

$$E(y_{it}^* | X_i, Z_i, \mathbf{a}_i) = \mathcal{X}_{it}' \boldsymbol{\varphi} + \mathcal{X}_{it}' \boldsymbol{\rho}_{\theta a} \mathbf{a}_i + \boldsymbol{\rho}_{\zeta \epsilon} \boldsymbol{\epsilon}_i.$$

Because the stochastic part, \mathbf{a}_i , of the random coefficients in the reduced form equation are unobserved, the conditioning variable, $\boldsymbol{\epsilon}_i = X_i - Z_i(\boldsymbol{\alpha} + \mathbf{a}_i)$, too, is not identified. To estimate the structural parameters, as in the model with random effects, we first integrate out \mathbf{a}_i from $E(y_{it}^* | X_i, Z_i, \mathbf{a}_i)$ with respect to its conditional distribution, $f(\mathbf{a}_i | X_i, Z_i)$, to obtain

$$\begin{aligned} E(y_{it}^* | X_i, Z_i) &= \int E(y_{it}^* | X_i, Z_i, \mathbf{a}_i) f(\mathbf{a}_i | X_i, Z_i) d\mathbf{a}_i \\ &= \mathcal{X}_{it}' \boldsymbol{\varphi} + \mathcal{X}_{it}' \boldsymbol{\rho}_{\theta a} \hat{\mathbf{a}}_i + \boldsymbol{\rho}_{\zeta \epsilon} \hat{\boldsymbol{\epsilon}}_i, \end{aligned} \quad (\text{C-4})$$

where $\hat{\mathbf{a}}_i = E(\mathbf{a}_i | X_i, Z_i)$ and $\hat{\boldsymbol{\epsilon}}_i = X_i - Z_i(\boldsymbol{\alpha} + \hat{\mathbf{a}}_i)$. In lemma 1 we show that

LEMMA C1 *If $x_{it} = \mathbf{z}_{it}' \boldsymbol{\alpha} + \mathbf{z}_{it}' \mathbf{a}_i + \epsilon_{it}$, and if RC 1 and RC 3 hold, then*

$$E(\mathbf{a}_i | X_i, Z_i) = \hat{\mathbf{a}}_i(X_i, Z_i, \Theta_1) = \left[\sum_{t=1}^T \mathbf{z}_{it} \mathbf{z}_{it}' + \sigma_\epsilon^2 \Sigma_a^{-1} \right]^{-1} \left(\sum_{t=1}^T \mathbf{z}_{it} (x_{it} - \mathbf{z}_{it}' \boldsymbol{\alpha}) \right).$$

PROOF OF LEMMA C1 Given in section C.1 of this appendix.

From (C-3) and (C-4), it therefore follows that

$$E(\boldsymbol{\varphi}_i | X_i, Z_i) = E(\boldsymbol{\varphi} + \boldsymbol{\theta}_i | X_i, Z_i) = \boldsymbol{\varphi} + \boldsymbol{\rho}_{\theta a} \hat{\mathbf{a}}_i \text{ and } E(\zeta_{it} | X_i, Z_i) = \boldsymbol{\rho}_{\zeta \epsilon} \hat{\boldsymbol{\epsilon}}_i. \quad (\text{C-5})$$

Writing $\boldsymbol{\varphi}_i$ and ζ_{it} in error form as $\boldsymbol{\varphi}_i = \boldsymbol{\varphi} + \boldsymbol{\rho}_{\theta a} \hat{\mathbf{a}}_i + \tilde{\boldsymbol{\theta}}_i$ and $\zeta_{it} = \boldsymbol{\rho}_{\zeta \epsilon} \hat{\boldsymbol{\epsilon}}_i + \tilde{\zeta}_{it}$ respectively, we can write the structural equation (C-1) as

$$y_{it} = 1\{y_{it}^* = \mathcal{X}_{it}' \boldsymbol{\varphi} + \mathcal{X}_{it}' \boldsymbol{\rho}_{\theta a} \hat{\mathbf{a}}_i + \boldsymbol{\rho}_{\zeta \epsilon} \hat{\boldsymbol{\epsilon}}_i + \mathcal{X}_{it}' \tilde{\boldsymbol{\theta}}_i + \tilde{\zeta}_{it} > 0\}. \quad (\text{C-6})$$

While $\tilde{\boldsymbol{\theta}}_i$ and $\tilde{\zeta}_{it}$ are mean independent of X_i and Z_i , if, as in Chamberlain (1984), we make a stronger assumption of complete independence and assume that $\tilde{\boldsymbol{\theta}}_i$ and $\tilde{\zeta}_{it}$ are distributed normally with mean zero and variances Σ_θ and 1 respectively, then the

parameters, $\Theta_2 \equiv \{\boldsymbol{\varphi}, \boldsymbol{\rho}_{\theta a}, \boldsymbol{\rho}_{\zeta \epsilon}, \Sigma_\theta\}$, of the above model can be estimated by integrated maximum likelihood method, where one can integrate out $\tilde{\boldsymbol{\theta}}_i$ using numerical multidimensional integration (see [Heiss and Winschel, 2008](#)). Alternatively, maximum simulated likelihood or Markov Chain Monte Carlo (MCMC) methods as discussed in [Greene \(2004\)](#), too, can be used to obtain Θ_2 .

Once Θ_2 is estimated, the following measures of interest can be obtained. (A) The expected value, $E(\boldsymbol{\varphi}_i | X_i, Z_i) = \boldsymbol{\varphi} + \boldsymbol{\rho}_{\theta a} \hat{\mathbf{a}}_i$. (B) The Average Partial Effect (APE) of changing a variable, say w , in time period t from w_{it} to $w_{it} + \Delta_w$ can be obtained as

$$\frac{\Delta G(\mathcal{X}_{it})}{\Delta_w} = \frac{G(\mathcal{X}_{it-w}, (w_t + \Delta_w)) - G(\mathcal{X}_{it})}{\Delta_w}, \text{ where}$$

$$G(\mathcal{X}_{it}) = \int \Phi\left(\frac{\mathcal{X}'_{it}\boldsymbol{\varphi} + \mathcal{X}'_{it}\boldsymbol{\rho}_{\theta a}\hat{\mathbf{a}}_i + \boldsymbol{\rho}_{\zeta \epsilon}\hat{\boldsymbol{\epsilon}}_i}{1 + \mathcal{X}'_{it}\Sigma_\theta\mathcal{X}_{it}}\right) dF(\hat{\mathbf{a}}, \hat{\boldsymbol{\epsilon}}).$$

The above integral/partial mean rests on the assumption that analogous support requirement as in lemma 3 of the main text is satisfied.

Since we were able to identify the average slopes coefficients and the APEs when we augmented the structural equation with $\hat{\mathbf{a}}'_i \otimes \mathcal{X}'_{it}$ and $\hat{\boldsymbol{\epsilon}}_i$, as in the random effects case, we propose $(\hat{\boldsymbol{\epsilon}}_i, \hat{\mathbf{a}}_i)$ to be used as control function.

ACF 2

$$\begin{aligned} \zeta_{it}, \boldsymbol{\theta}_i | X_i, Z_i, \hat{\mathbf{a}}_i &\sim \zeta_{it}, \boldsymbol{\theta}_i | \hat{\boldsymbol{\epsilon}}_i, Z_i, \hat{\mathbf{a}}_i \\ &\sim \zeta_{it}, \boldsymbol{\theta}_i | \hat{\boldsymbol{\epsilon}}_i, \hat{\mathbf{a}}_i, \end{aligned}$$

where $\hat{\boldsymbol{\epsilon}}_i \equiv (\hat{\epsilon}_{i1}, \dots, \hat{\epsilon}_{iT})' = X_i - Z_i(\boldsymbol{\alpha} + \hat{\mathbf{a}}_i)$ and $\hat{\mathbf{a}}_i = E(\mathbf{a}_i | X_i, Z_i)$.

In the above, $\hat{\boldsymbol{\epsilon}}_i(X_i, Z_i)$ and $\hat{\mathbf{a}}_i(X_i, Z_i)$ are assumed to fully characterize the dependence of X_i and Z_i on the structural errors, ζ_{it} and $\boldsymbol{\theta}_i$, in (C-1). With $\hat{\boldsymbol{\epsilon}}_i$ and $\hat{\mathbf{a}}_i$ as control functions the semiparametric method in [Hoderlein and Sherman \(2015\)](#) can be employed to estimate the mean of $\boldsymbol{\varphi}_i$.

[Kasy \(2011\)](#) considers non-separable triangular systems for cross-sectional data to characterizes systems for which control functions – control functions such as $C(x, z) = x - E(x|z)$ or $C(x, z) = F(x|z)$, where F is the conditional cumulative distribution function of x given z – exist. [Kasy](#) shows that when unobserved heterogeneity in first-stage reduced form equations is multi-dimensional, such as the reduced form equations with random coefficients, the errors in the structural equation are not independent of the endogenous covariates, x , or the instruments, z , given $C(x, z)$.

We consider panel data, where the random coefficient are time invariant, and our control functions, $\hat{\boldsymbol{\epsilon}}_i$ and $\hat{\mathbf{a}}_i$, are different from those considered in [Kasy](#). Since $\hat{\mathbf{a}}_i$, a function of X_i and Z_i , summarizes certain individual specific information, as argued in section 2.1, the assumption in ACF 2 is that the dependence of $(\boldsymbol{\theta}_i, \zeta_{it})$ on (X_i, Z_i) can

be reduced to dependence of (θ_i, ζ_{it}) on $(\hat{a}_i, \hat{\epsilon}_i)$, which is akin to dependence assumption in papers such as by [Altonji and Matzkin \(2005\)](#) and [Bester and Hansen \(2009\)](#). The assumption is motivated by the result that under the restrictions in RC 1, RC 2, and (C-3), the expectations of ζ_{it} and θ_i given (X_i, Z_i) depend on (X_i, Z_i) only through $\hat{\epsilon}_i$ and \hat{a}_i respectively.

C.1 Proof of Lemma C1

As in the models with random effects, to obtain $\hat{a}(X, Z) = E(a|X, Z)$ we first derive $f(a|X, Z)$. Again, using the fact that $Z \perp a$, by an application of Bayes' rule, we have $f(a|X, Z) = \frac{f(X|Z, a)f(a)}{f(X|Z)}$.

Since $a \perp \epsilon_t$, $a \sim N(0, \Sigma_a)$, and $\epsilon \sim N(0, \sigma_\epsilon^2)$, it implies that X , given Z , is normally distributed with mean $Z'\alpha$, and variance $\Sigma = \sigma_\epsilon^2 I_T + Z'\Sigma_a Z$, where I_T is an identity matrix of dimension T . That is,

$$f(X|Z) = \frac{1}{\sqrt{(2\pi)^T |\Sigma|}} \exp\left(-\frac{1}{2} R' \Sigma^{-1} R\right), \text{ where } R = X - Z'\alpha, \quad (\text{C-7})$$

and where by Woodbury matrix identity, $\Sigma^{-1} = \frac{1}{\sigma_\epsilon^2} I_T - \frac{1}{\sigma_\epsilon^2} Z' [\sigma_\epsilon^2 \Sigma_a^{-1} + Z Z']^{-1} Z$, and by Matrix determinant lemma, $|\Sigma| = |\sigma_\epsilon^2 \Sigma_a^{-1} + Z Z'| |\Sigma_a|$.

Since X given (Z, a) has the same distribution as $\epsilon = R - Z'a$, we have

$$f(X|Z, a)f(a) = \frac{1}{\sqrt{(2\pi)^{T+k} \sigma_\epsilon^2 |\Sigma_a|}} \exp\left(-\frac{1}{2\sigma_\epsilon^2} \left[[R - Z'a]' [R - Z'a] + \sigma_\epsilon^2 a' \Sigma_a^{-1} a \right] \right), \quad (\text{C-8})$$

where k is the dimension of a .

Since $f(a|X, Z) = \frac{f(X|Z, a)f(a)}{f(X|Z)}$, as shown earlier, using (C-7) and (C-8) it can be shown the a given X and Z is normally distributed with mean

$$E(a|X, Z) = \hat{a}(X, Z) = [\sigma_\epsilon^2 \Sigma_a^{-1} + Z Z']^{-1} Z (X - Z'\alpha),$$

and conditional variance $\sigma_\epsilon^2 [\sigma_\epsilon^2 \Sigma_a^{-1} + Z Z']^{-1}$.

D Asymptotic Covariance Matrix for Structural Parameters

Though obtaining the parameters of the second stage, given the first stage consistent estimates $\hat{\Theta}_1$, is asymptotically equivalent to estimating the subsequent stage parameters had the true value of Θ_1^* been known, to obtain correct inference about the structural parameters, one has to account for the fact that instead of true values of first stage reduced form parameters, we use their estimated value. Here we are assuming that the first stage estimation involves the estimation of system of regression

using Biørn's method and that in the second stage a probit model, using the method of multivariate weighted nonlinear least squares (MWNLS), is estimated.

Newey (1984) has shown that sequential estimators can be interpreted as members of a class of Method of Moments (MM) estimators and that this interpretation facilitates derivation of asymptotic covariance matrices for multi-step estimators. Let $\Theta = (\Theta_1', \Theta_2')'$, where Θ_1 and Θ_2 are respectively the parameters to be estimated in the first and second step estimation of the sequential estimator. Following Newey (1984) we write the first and second step estimation as an MM estimation based on the following population moment conditions:

$$E(\mathcal{L}_{i\Theta_1}) = E \frac{\partial \ln L_i(\Theta_1)}{\partial \Theta_1} = 0$$

$$E(H_{i\Theta_2}(\Theta_1, \Theta_2)) = 0$$

and where $L_i(\Theta_1)$ is the likelihood function for individual i for the first step system of reduced form equations and $E(H_{i\Theta_2}(\Theta_1, \Theta_2))$ is the population moment condition for estimating Θ_2 given Θ_1 .

The estimates for Θ_1 and Θ_2 are obtained by solving the sample analog of the above population moment conditions. The sample analog of moment conditions for the first step estimation is given by

$$\frac{1}{N} \mathcal{L}_{\Theta_1}(\hat{\Theta}_1) = \frac{1}{N} \sum_{i=1}^N \frac{\partial \mathcal{L}_i(\hat{\Theta}_1)}{\partial \Theta_1} = \frac{1}{N} \sum_{i=1}^N \frac{\partial \ln L_i(\hat{\Theta}_1)}{\partial \Theta_1}$$

where $\mathcal{L}_i(\Theta_1)$ and the first order conditions with respect to $\Theta_1 = (\delta', \text{vec}(\Lambda_{\alpha\alpha})', \text{vec}(\Sigma_{\epsilon\epsilon})')'$ ²⁴ are given in appendix E, and N is the total number of individuals.

The sample analog of population moment condition for the second step estimation is given by

$$\frac{1}{N} H_{\Theta_2}(\hat{\Theta}_1, \hat{\Theta}_2) = \frac{1}{N} \sum_{i=1}^N H_{i\Theta_2}(\hat{\Theta}_1, \hat{\Theta}_2).$$

We have shown that the structural equations augmented with the control functions $\hat{\alpha}_i(X_i, Z_i, \Theta_1)$ and $\hat{\epsilon}_{it}(X_i, Z_i, \Theta_1)$ leads to the identification of Θ_2 . Let Θ_2^* be the true values of Θ_2 . Under the assumptions we make, solving $\frac{1}{N} \sum_{i=1}^N H_{i\Theta_2}(\hat{\Theta}_1, \Theta_2) = 0$ is asymptotically equivalent to solving $\frac{1}{N} \sum_{i=1}^N H_{i\Theta_2}(\Theta_1^*, \Theta_2) = 0$, where $\hat{\Theta}_1$ is a consistent first step estimate of Θ_1 . Hence $\hat{\Theta}_2$ obtained by solving $\frac{1}{N} H_{\Theta_2}(\hat{\Theta}_1, \hat{\Theta}_2) = 0$ is a consistent estimate of Θ_2 .

²⁴While we have written our reduced form equation as

$$\mathbf{x}_{it} = \pi \mathbf{z}_{it} + \bar{\pi} \bar{\mathbf{z}}_i + \mathbf{a}_i + \boldsymbol{\epsilon}_{it}, \text{ Biørn writes it as } \mathbf{x}_{it} = \mathbf{Z}_{it}' \boldsymbol{\delta} + \mathbf{a}_i + \boldsymbol{\epsilon}_{it},$$

where $\mathbf{Z}_{it} = \text{diag}((\mathbf{z}_{it}', \bar{\mathbf{z}}_i')', \dots, (\mathbf{z}_{it}', \bar{\mathbf{z}}_i')')$ and $\boldsymbol{\delta} = (\text{vec}(\pi)', \text{vec}(\bar{\pi})')'$.

To derive the asymptotic distribution of the second step estimates $\hat{\Theta}_2$, consider the stacked up sample moment conditions:

$$\frac{1}{N} \begin{bmatrix} \mathcal{L}_{\Theta_1}(\hat{\Theta}_1) \\ H_{\Theta_2}(\hat{\Theta}_1, \hat{\Theta}_2) \end{bmatrix} = 0. \quad (\text{D-1})$$

A series of Taylor's expansion of $\mathcal{L}_{\Theta_1}(\hat{\Theta}_1)$, $H_{\Theta_2}(\hat{\Theta}_1, \hat{\Theta}_2)$ and around Θ^* gives

$$\frac{1}{N} \begin{bmatrix} \mathcal{L}_{\Theta_1\Theta_1} & 0 \\ H_{\Theta_2\Theta_1} & H_{\Theta_2\Theta_2} \end{bmatrix} \begin{bmatrix} \sqrt{N}(\hat{\Theta}_1 - \Theta_1^*) \\ \sqrt{N}(\hat{\Theta}_2 - \Theta_2^*) \end{bmatrix} = -\frac{1}{\sqrt{N}} \begin{bmatrix} \mathcal{L}_{\Theta_1} \\ H_{\Theta_2} \end{bmatrix} \quad (\text{D-2})$$

In matrix notation the above can be written as

$$B_{\Theta\Theta_N} \sqrt{N}(\hat{\Theta} - \Theta) = -\frac{1}{\sqrt{N}} \Lambda_{\Theta_N},$$

where Λ_{Θ_N} is evaluated at Θ^* and $B_{\Theta\Theta_N}$ is evaluated at points somewhere between $\hat{\Theta}$ and Θ^* . Under the standard regularity conditions for Generalized Method of Moments (GMM) (see [Newey, 1984](#)) $B_{\Theta\Theta_N}$ converges in probability to the lower block triangular matrix $B_* = \lim E(B_{\Theta\Theta_N})$. B_* is given by

$$B_* = \begin{bmatrix} \mathbb{L}_{\Theta_1\Theta_1} & 0 \\ \mathbb{H}_{\Theta_2\Theta_1} & \mathbb{H}_{\Theta_2\Theta_2} \end{bmatrix}$$

where $\mathbb{L}_{\Theta_1\Theta_1} = E(\mathcal{L}_{i\Theta_1\Theta_1})$, $\mathbb{H}_{\Theta_2\Theta_1} = E(H_{i\Theta_2\Theta_1})$. $\frac{1}{\sqrt{N}}\Lambda_N$ converges asymptotically in distribution to a normal random variable with mean zero and a covariance matrix $A_* = \lim E\frac{1}{N}\Lambda_N\Lambda_N'$, where A_* is given by

$$A_* = \begin{bmatrix} V_{LL} & V_{LH} \\ V_{HL} & V_{HH} \end{bmatrix},$$

and a typical element of A_* , say V_{LH} , is given by $V_{LH} = E[\mathcal{L}_{i\Theta_1}(\Theta_1)H_{i\Theta_2}(\Theta_1, \Theta_2)']$. Under the regularity conditions $\sqrt{N}(\hat{\Theta} - \Theta^*)$ is asymptotically normal with zero mean and covariance matrix given by $B_*^{-1}A_*B_*^{-1'}$, that is

$$\sqrt{N}(\hat{\Theta} - \Theta^*) \stackrel{a}{\sim} N[(0), (B_*^{-1}A_*B_*^{-1'})]. \quad (\text{D-3})$$

By an application of partitioned inverse formula and some matrix manipulation we get the asymptotic covariance matrix of $\sqrt{N}(\hat{\Theta}_2 - \Theta_2)$, V_2^* , where

$$\begin{aligned} V_2^* = & \mathbb{H}_{\Theta_2\Theta_2}^{-1} V_{HH} \mathbb{H}_{\Theta_2\Theta_2}^{-1} + \mathbb{H}_{\Theta_2\Theta_2}^{-1} \mathbb{H}_{\Theta_2\Theta_1}^{-1} \{ \mathbb{L}_{\Theta_1\Theta_1}^{-1} V_{LL} \mathbb{L}_{\Theta_1\Theta_1}^{-1'} \} \mathbb{H}_{\Theta_2\Theta_1}^{-1'} \mathbb{H}_{\Theta_2\Theta_2}^{-1'} \\ & - \mathbb{H}_{\Theta_2\Theta_2}^{-1} \{ \mathbb{H}_{\Theta_2\Theta_1} \mathbb{L}_{\Theta_1\Theta_1}^{-1} V_{LH} + V_{HL} \mathbb{L}_{\Theta_1\Theta_1}^{-1'} \mathbb{H}_{\Theta_2\Theta_1}' \} \mathbb{H}_{\Theta_2\Theta_2}^{-1'} \end{aligned} \quad (\text{D-4})$$

To estimate V_2^* , sample analog of the B^* , B_N given in [\(D-2\)](#), and sample analog of A^* , $A_N = \frac{1}{N}\Lambda_N\Lambda_N'$, have to be computed. A typical element of A_N , say V_{LH_N} , is given

by $V_{LH_N} = \frac{1}{N} \sum_{i=1}^N \mathcal{L}_{i\Theta_1}(\Theta_1) H_{i\Theta_2}(\hat{\Theta}_1, \hat{\Theta}_2)'$. The first and the second order conditions of the first-stage likelihood function for estimating Θ_1 , which are used to compute the sample analog of $\mathbb{L}_{\Theta_1\Theta_1}$ and to compute A_N , are provided in appendix E.

For binary response model, the score function pertaining to the minimand in equation (B-5) is given by

$$\begin{aligned} H_{i\Theta_2}(\Theta_1, \Theta_2) &= -\nabla_{\Theta_2} \mathbf{m}_i(X_i, Z_i, \Theta_2)' [\mathbf{V}(X_i, Z_i, \tilde{Y})]^{-1} [\mathbf{y}_i - \mathbf{m}_i(X_i, Z_i, \Theta_2)] \\ &= -\nabla_{\Theta_2} \mathbf{m}_i(\Theta_1, \Theta_2)' \tilde{\mathbf{V}}^{-1} \mathbf{u}_i, \end{aligned}$$

where $\mathbf{m}_i(\Theta_1, \Theta_2) \equiv \mathbf{m}_i(X_i, Z_i, \Theta_2)$ is a T vector with t^{th} element being $\mathbf{m}(\mathbb{X}_{it}, \Theta_2) = \Phi(\mathbf{x}'_{it}\boldsymbol{\varphi} + \boldsymbol{\rho}_\alpha\hat{\boldsymbol{\alpha}}_i + \boldsymbol{\rho}_\epsilon\hat{\boldsymbol{\epsilon}}_{it}) \equiv \mathbf{m}_{it}(\Theta_1, \Theta_2)$, \mathbf{u}_i is a T vector with t^{th} element being $y_{it} - \mathbf{m}_{it}(\Theta_1, \Theta_2)$, and $\tilde{\mathbf{V}} \equiv \mathbf{V}(X_i, Z_i, \tilde{Y})$. Now

$$\nabla_{\Theta_2} \mathbf{m}_{it}(\Theta_1, \Theta_2) = \phi(\mathbb{X}'_{it}\Theta_2) \mathbb{X}'_{it}$$

where $\mathbb{X}_{it} = (\mathbf{x}'_{it}, \hat{\boldsymbol{\alpha}}'_i(\Theta_1), \hat{\boldsymbol{\epsilon}}'_{it}(\Theta_1))'$ and $\Theta_2 = (\boldsymbol{\varphi}', \boldsymbol{\rho}'_\alpha, \boldsymbol{\rho}'_\epsilon)'$.

Wooldridge (2010a) and Wooldridge (2010b) show (see Problem 12.11 in Wooldridge, 2010b) that $\mathbb{H}_{\Theta_2\Theta_2}$ of B^* is given by

$$\mathbb{H}_{\Theta_2\Theta_2} = E[H_{i\Theta_2\Theta_2}(\Theta_1, \Theta_2)] = E[\nabla_{\Theta_2} \mathbf{m}_i(\Theta_1, \Theta_2)' \tilde{\mathbf{V}}^{-1} \nabla_{\Theta_2} \mathbf{m}_i(\Theta_1, \Theta_2)],$$

which can be approximated as

$$\frac{1}{N} \sum_{i=1}^N \nabla_{\Theta_2} \mathbf{m}_i(\hat{\Theta}_1, \hat{\Theta}_2)' \hat{\mathbf{V}}^{-1} \nabla_{\Theta_2} \mathbf{m}_i(\hat{\Theta}_1, \hat{\Theta}_2),$$

where $\hat{\mathbf{V}} = \mathbf{V}(X_i, Z_i, \hat{Y}) = \mathbf{V}(X_i, Z_i, \hat{\Theta}_2, \hat{\rho})$.

We now compute $H_{\Theta_2\Theta_1} = \sum_{i=1}^N H_{i\Theta_2\Theta_1} = \sum_{i=1}^N \frac{\partial H_{i\Theta_2}(\Theta_1, \Theta_2)}{\partial \Theta'_1}$ in order to compute the sample analog of $\mathbb{H}_{\Theta_2\Theta_1}$. Now,

$$\begin{aligned} \frac{\partial H_{i\Theta_2}(\Theta_1, \Theta_2)}{\partial \Theta'_1} &= - \left[[\mathbf{u}'_i \tilde{\mathbf{V}}^{-1} \otimes I] \frac{\partial \text{vec}(\nabla_{\Theta_2} \mathbf{m}_i(\Theta_1, \Theta_2)')}{\partial \Theta'_1} \right. \\ &\quad + [\mathbf{u}_i \otimes \nabla_{\Theta_2} \mathbf{m}_i(\Theta_1, \Theta_2)'] \frac{\partial \text{vec}(\tilde{\mathbf{V}}^{-1})}{\partial \Theta'_1} \\ &\quad \left. - \nabla_{\Theta_2} \mathbf{m}_i(\Theta_1, \Theta_2)' \tilde{\mathbf{V}}^{-1} \nabla_{\Theta_1} \mathbf{m}_i(\Theta_1, \Theta_2) \right]. \end{aligned}$$

Taking expectation of the above, we find that the first two terms are zero. Hence we have

$$\mathbb{H}_{\Theta_2\Theta_1} = E[H_{i\Theta_2\Theta_1}(\Theta_1, \Theta_2)] = E[\nabla_{\Theta_2} \mathbf{m}_i(\Theta_1, \Theta_2)' \tilde{\mathbf{V}}^{-1} \nabla_{\Theta_1} \mathbf{m}_i(\Theta_1, \Theta_2)],$$

which can be approximated by

$$\frac{1}{N} \sum_{i=1}^N \nabla_{\Theta_2} \mathbf{m}_i(\hat{\Theta}_1, \hat{\Theta}_2)' \hat{\mathbf{V}}^{-1} \nabla_{\Theta_1} \mathbf{m}_i(\hat{\Theta}_1, \hat{\Theta}_2).$$

The constituents, $\nabla_{\Theta_1} \mathbf{m}_{it}(\Theta_1, \Theta_2)$, of $\nabla_{\Theta_1} \mathbf{m}_i(\Theta_1, \Theta_2)$ are given by

$$\nabla_{\Theta_1} \mathbf{m}_{it}(\Theta_1, \Theta_2) = \phi(\mathbb{X}'_{it} \Theta_2) \Theta'_2 \frac{\partial \mathbb{X}_{it}}{\partial \Theta_1'},$$

which is row matrix with dimension that of Θ_1 , and where

$$\frac{\partial \mathbb{X}_{it}}{\partial \Theta_1'} = \begin{bmatrix} \frac{\partial \mathbf{x}_{it}}{\partial \delta'} & \frac{\partial \mathbf{x}_{it}}{\partial \text{vec}(\Lambda_{\alpha\alpha})'} & \frac{\partial \mathbf{x}_{it}}{\partial \text{vec}(\Sigma_{\epsilon\epsilon})'} \\ \frac{\partial \hat{\mathbf{a}}_i}{\partial \delta'} & \frac{\partial \hat{\mathbf{a}}_i}{\partial \text{vec}(\Lambda_{\alpha\alpha})'} & \frac{\partial \hat{\mathbf{a}}_i}{\partial \text{vec}(\Sigma_{\epsilon\epsilon})'} \\ \frac{\partial \hat{\boldsymbol{\epsilon}}_{it}}{\partial \delta'} & \frac{\partial \hat{\boldsymbol{\epsilon}}_{it}}{\partial \text{vec}(\Lambda_{\alpha\alpha})'} & \frac{\partial \hat{\boldsymbol{\epsilon}}_{it}}{\partial \text{vec}(\Sigma_{\epsilon\epsilon})'} \end{bmatrix}.$$

Since \mathbf{x}_{it} is not a function of Θ_1 , $\frac{\partial \mathbf{x}_{it}}{\partial \Theta_1'} = \mathbf{0}_x$, where $\mathbf{0}_x$ is a null matrix with row dimension that of column vector \mathbf{x}_{it} and column dimension that of column vector Θ_1 . Using the following matrix results:

$$\begin{aligned} \partial \text{vec}(\Omega \mathbf{b}) &= (\mathbf{b}' \otimes I_m) \partial \text{vec}(\Omega), \quad \partial \text{vec}(\Omega^{-1}) = -(\Omega'^{-1} \otimes \Omega^{-1}) \partial \text{vec}(\Omega) \text{ and} \\ \frac{\partial \text{vec}(\Omega)}{\partial \text{vec}(\Omega)} &= I_{mm}, \end{aligned}$$

where \mathbf{b} is a vector of dimension m , Ω is a symmetric $m \times m$ matrix and I_{mm} is the $mm \times mm$ identity matrix, it can be shown that

$$\begin{aligned} \frac{\partial \hat{\mathbf{a}}_i}{\partial \delta'} &= \frac{\partial (\text{diag}(\bar{\mathbf{z}}'_1, \dots, \bar{\mathbf{z}}'_i)' \text{vec}(\bar{\pi}) + \hat{\mathbf{a}}_i)}{\partial \delta'} = \mathbf{O}'_{Zi} - [T\Sigma_{\epsilon\epsilon}^{-1} + \Lambda_{\alpha\alpha}^{-1}]^{-1} \Sigma_{\epsilon\epsilon}^{-1} Z'_{it}, \\ \frac{\partial \hat{\boldsymbol{\epsilon}}_{it}}{\partial \delta'} &= \frac{\partial (\mathbf{x}_{it} - Z'_{it} \boldsymbol{\delta} - \hat{\mathbf{a}}_i)}{\partial \delta'} = -Z'_{it} + [T\Sigma_{\epsilon\epsilon}^{-1} + \Lambda_{\alpha\alpha}^{-1}]^{-1} \Sigma_{\epsilon\epsilon}^{-1} Z'_{it}, \end{aligned}$$

$$\frac{\partial \hat{\mathbf{a}}_i}{\partial \text{vec}(\Lambda_{\alpha\alpha})'} = - \left(\left(\sum_{t=1}^T \mathbf{v}'_t \right) \otimes I_m \right) \left[\left(\Sigma_{\epsilon\epsilon}^{-1} \otimes I_m \right) \left(\Sigma' \otimes \Sigma \right) \right] I_{mm},$$

$$\frac{\partial \hat{\mathbf{a}}_i}{\partial \text{vec}(\Sigma_{\epsilon\epsilon})'} = - \left(\left(\sum_{t=1}^T \mathbf{v}'_t \right) \otimes I_m \right) \left[\left(I_m \otimes \Sigma \right) \left(\Sigma_{\epsilon\epsilon}^{-1} \otimes \Sigma_{\epsilon\epsilon}^{-1} \right) + \left(\Sigma_{\epsilon\epsilon}^{-1} \otimes I_m \right) \left(\Sigma' \otimes \Sigma \right) \right] T I_{mm},$$

$$\frac{\partial \hat{\boldsymbol{\epsilon}}_{it}}{\partial \text{vec}(\Lambda_{\alpha\alpha})'} = \frac{-\partial \hat{\mathbf{a}}_i}{\partial \text{vec}(\Lambda_{\alpha\alpha})'}, \text{ and } \frac{\partial \hat{\boldsymbol{\epsilon}}_{it}}{\partial \text{vec}(\Sigma_{\epsilon\epsilon})'} = \frac{-\partial \hat{\mathbf{a}}_i}{\partial \text{vec}(\Sigma_{\epsilon\epsilon})'},$$

where $\mathbf{O}_{Zi} = \text{diag}((0'_z, \bar{\mathbf{z}}'_i)', \dots, (0'_z, \bar{\mathbf{z}}'_i)'), 0_z$ denoting a vector of zeros with dimension that of \mathbf{z}_{it} , $\mathbf{v}_t = \mathbf{x}_t - \pi \mathbf{z}_t$, and $\Sigma = [T\Sigma_{\epsilon\epsilon}^{-1} + \Lambda_{\alpha\alpha}^{-1}]^{-1}$.

Since $H_{i\Theta_2\Theta_1}(\hat{\Theta}_1, \hat{\Theta}_2)$ and $H_{i\Theta_2\Theta_2}(\hat{\Theta}_1, \hat{\Theta}_2)$ converge almost surly to $H_{i\Theta_2\Theta_1}(\Theta_1^*, \Theta_2^*)$ and $H_{i\Theta_2\Theta_2}(\Theta_1^*, \Theta_2^*)$ respectively, by the weak LLN $\frac{1}{N} \sum_{i=1}^N H_{i\Theta_2\Theta_1}(\hat{\Theta}_1, \hat{\Theta}_2)$ will converge in probability to $E(H_{i\Theta_2\Theta_1}(\Theta_1^*, \Theta_2^*)) = \mathbb{H}_{\Theta_2\Theta_1}$ and $\frac{1}{N} \sum_{i=1}^N H_{i\Theta_2\Theta_2}(\hat{\Theta}_1, \hat{\Theta}_2)$ will converge in probability to $E(H_{i\Theta_2\Theta_2}(\Theta_1^*, \Theta_2^*)) = \mathbb{H}_{\Theta_2\Theta_2}$.

D.1 Hypothesis Testing of Average Partial Effects

In section 2 of the paper we discussed the estimation of average structural function (ASF) and average partial effect (APE) of a variable w . If the support condition in lemma 3 for the point identification of ASF and the APEs is met, then if η_t in (2.9) of the main text is assumed to follow a normal distribution, the estimated APE of w on the probability of $y_{it} = 1$ given $\mathbf{x}_{it} = \bar{\mathbf{x}}$ is given by

$$\frac{\partial \hat{\Pr}(y_{it} = 1 | \bar{\mathbf{x}})}{\partial w} = \frac{1}{NT} \sum_{i=1}^N \sum_{t=1}^T \hat{\phi}_w \phi(\bar{\mathbf{X}}_{it}' \hat{\Theta}_2) \equiv \frac{1}{NT} \sum_{i=1}^N \sum_{t=1}^T g_{wit}(\hat{\Theta}_2),$$

where $\bar{\mathbf{X}}_{it} = (\bar{\mathbf{x}}', \hat{\boldsymbol{\alpha}}_i'(\hat{\Theta}_1)', \hat{\boldsymbol{\epsilon}}_{it}'(\hat{\Theta}_1)')'$ and $\hat{\Theta}_2 = (\hat{\boldsymbol{\phi}}', \hat{\boldsymbol{\rho}}_\alpha', \hat{\boldsymbol{\rho}}_\epsilon)'$.

To test various hypothesis in order to draw inferences about the APE's we need to compute the standard errors of their estimates. Now, we know that by the linear approximation approach (delta method), the asymptotic variance of $\frac{\partial \hat{\Pr}(y_{it}=1|\bar{\mathbf{x}})}{\partial w}$ can be estimated by computing

$$\left[\frac{1}{NT} \sum_{i=1}^N \sum_{t=1}^T \frac{\partial g_{wit}(\hat{\Theta}_2)}{\partial \hat{\Theta}_2'} \right] \hat{V}_2^* \left[\frac{1}{NT} \sum_{i=1}^N \sum_{t=1}^T \frac{\partial g_{wit}(\hat{\Theta}_2)}{\partial \hat{\Theta}_2'} \right]', \quad (\text{D-5})$$

where \hat{V}_2^* , the second stage error adjusted covariance matrix of Θ_2 estimated at $\hat{\Theta}_2$, is given in (D-4). $\frac{\partial g_{wit}(\hat{\Theta}_2)}{\partial \hat{\Theta}_2'}$ in (D-5) turns out to be

$$\frac{\partial g_{wit}(\hat{\Theta}_2)}{\partial \hat{\Theta}_2'} = \phi(\bar{\mathbf{X}}_{it}' \hat{\Theta}_2) [e_w - \hat{\phi}_w(\bar{\mathbf{X}}_{it}' \hat{\Theta}_2) \bar{\mathbf{X}}_{it}]$$

where e_w is a column vector having the dimension of Θ_2' and with 1 at the position of ϕ_w in Θ_2 and zeros elsewhere.

If w is a dummy variable then the estimated APE of w when the APE of w is point identified is given by

$$\begin{aligned} \Delta_w \Pr(y_{it} = 1) &= \frac{1}{NT} \sum_{i=1}^N \sum_{t=1}^T \Phi(\bar{\mathbf{x}}_{-w}, w = 1, \hat{\boldsymbol{\alpha}}_i, \hat{\boldsymbol{\epsilon}}_{it}) - \Phi(\bar{\mathbf{x}}_{-w}, w = 0, \hat{\boldsymbol{\alpha}}_i, \hat{\boldsymbol{\epsilon}}_{it}) \\ &= \frac{1}{NT} \sum_{i=1}^N \sum_{t=1}^T \Phi_{it}(w = 1) - \Phi_{it}(w = 0) \\ &= \frac{1}{NT} \sum_{i=1}^N \sum_{t=1}^T \Delta_w \Phi_{it}(). \end{aligned}$$

The asymptotic variance of the above can again by the application of delta method be obtained as

$$\left[\frac{1}{NT} \sum_{i=1}^N \sum_{t=1}^T \frac{\partial \Delta \Phi_{it}(\cdot)}{\partial \Theta'_2} \right] \hat{V}_2^* \left[\frac{1}{NT} \sum_{i=1}^N \sum_{t=1}^T \frac{\partial \Delta \Phi_{it}(\cdot)}{\partial \Theta'_2} \right]', \quad (\text{D-6})$$

where

$$\begin{aligned} \frac{\partial \Delta \Phi_{it}(\cdot)}{\partial \Theta'_2} &= \frac{\partial \Phi_{it}(w=1)}{\partial \Theta'_2} - \frac{\partial \Phi_{it}(w=0)}{\partial \Theta'_2} \\ &= \phi_{it}(w=1) \begin{bmatrix} \bar{\mathbf{X}}_{it-w} \\ 1 \end{bmatrix}' - \phi_{it}(w=0) \begin{bmatrix} \bar{\mathbf{X}}_{it-w} \\ 0 \end{bmatrix}'. \end{aligned}$$

When the support condition in lemma 3 for the point identification of ASF and the APEs is not met, we compute the 95% confidence interval ($\text{CI}_{95\%}$) as proposed in [Imbens and Manski \(2004\)](#) for the partially identified APEs. In section 2 of the main text, we have shown that when support condition in lemma 3 is not met, the the APE of changing x_k from \bar{x}_k to $\bar{x}_k + \Delta_k$, $\Delta G(\bar{\mathbf{x}}) / \Delta_k$, lies in the interval,

$$\left[\Psi_l = \frac{\tilde{G}(\bar{\mathbf{x}}_{\Delta k}) - \tilde{G}(\bar{\mathbf{x}}) - P(\bar{\mathbf{x}})}{\Delta_k}, \quad \Psi_u = \frac{\tilde{G}(\bar{\mathbf{x}}_{\Delta k}) + P(\bar{\mathbf{x}}_{\Delta k}) - \tilde{G}(\bar{\mathbf{x}})}{\Delta_k} \right], \quad (\text{D-7})$$

where $\bar{\mathbf{x}}_{\Delta k} = (\bar{\mathbf{x}}'_{-k}, \bar{x}_k + \Delta_k)'$.

Let σ_l be the standard errors of the estimate of the lower bound of the interval and let σ_u be the standard errors of the estimate of the upper bound. To construct the confidence interval for the partially identified APEs, we first show that $\sigma_u = \sigma_l = \bar{\sigma}$. Let $\hat{\Psi}_l$ be the estimate of the lower bound and let $\hat{\Psi}_u$ be that of the upper bound. Since the estimates of $P(\cdot)$ in (D-7) does not depend on Θ_2 ,

$$\frac{\partial \hat{\Psi}_l}{\partial \Theta'_2} = \frac{\partial \hat{\Psi}_u}{\partial \Theta'_2} = \left[\frac{\partial \hat{G}(\bar{\mathbf{x}}_{\Delta k})}{\partial \Theta'_2} - \frac{\partial \hat{G}(\bar{\mathbf{x}})}{\partial \Theta'_2} \right] \frac{1}{\Delta_k}.$$

By applying by the delta method, we get

$$\bar{\sigma}^2 = \frac{1}{\Delta_k} \left[\frac{\partial \hat{G}(\bar{\mathbf{x}}_{\Delta k})}{\partial \Theta'_2} - \frac{\partial \hat{G}(\bar{\mathbf{x}})}{\partial \Theta'_2} \right] \hat{V}_2^* \frac{1}{\Delta_k} \left[\frac{\partial \hat{G}(\bar{\mathbf{x}}_{\Delta k})}{\partial \Theta'_2} - \frac{\partial \hat{G}(\bar{\mathbf{x}})}{\partial \Theta'_2} \right]', \quad (\text{D-8})$$

where in (D-8) the derivative of $\hat{G}(\cdot)$ with respect to Θ_2 at \mathbf{x} is given by

$$\frac{\partial \hat{G}(\mathbf{x})}{\partial \Theta'_2} = \frac{1}{NT} \sum_{i,t} \phi(\mathbf{x}' \hat{\boldsymbol{\phi}} + \hat{\boldsymbol{\rho}}_\alpha \hat{\boldsymbol{\alpha}}_i + \hat{\boldsymbol{\rho}}_\epsilon \hat{\boldsymbol{\epsilon}}_{it}) 1[(\hat{\boldsymbol{\alpha}}_i, \hat{\boldsymbol{\epsilon}}_{it}) \in \hat{\mathcal{A}}(\mathbf{x})] (\mathbf{x}', \hat{\boldsymbol{\alpha}}'_i, \hat{\boldsymbol{\epsilon}}'_{it}).$$

According to lemma 4.1 in [Imbens and Manski \(2004\)](#), the confidence interval

$$\text{CI}_{95\%} = \left[\Psi_l - C_{NT} \frac{\bar{\sigma}}{\sqrt{NT}}, \Psi_u + C_{NT} \frac{\bar{\sigma}}{\sqrt{NT}} \right],$$

where C_{NT} is a solution to

$$\Phi\left(C_{NT} + \sqrt{NT} \frac{(\Psi_u - \Psi_l)}{\bar{\sigma}}\right) - \Phi\left(-C_{NT}\right) = 0.95,$$

achieves a uniform coverage rate of at least 95%.

E Estimation of the Reduced form Equations

In this section we briefly describe [Biørn \(2004\)](#) step wise maximum likelihood procedure to estimate the reduced form system of equation

$$\mathbf{x}_{it} = Z'_{it}\boldsymbol{\delta} + \mathbf{a}_i + \boldsymbol{\epsilon}_{it}, \quad (\text{E-1})$$

where $Z_{it} = \text{diag}((\mathbf{z}'_{it}, \bar{\mathbf{z}}'_i)', \dots, (\mathbf{z}'_{it}, \bar{\mathbf{z}}'_i)')$ and $\boldsymbol{\delta} = (\text{vec}(\pi)', \text{vec}(\bar{\pi})')'$. While [Biørn \(2004\)](#) deals with unbalanced panel, here we assume that our panel is balanced. Let N be the total number of individuals. Let \mathcal{N} be the total number of observations, i.e., $\mathcal{N} = NT$. Let $\mathbf{x}_{i(T)} = (\mathbf{x}'_{i1}, \dots, \mathbf{x}'_{iT})'$, $Z_{i(T)} = (Z'_{i1}, \dots, Z'_{iT})'$ and $\boldsymbol{\epsilon}_{i(T)} = (\boldsymbol{\epsilon}'_{i1}, \dots, \boldsymbol{\epsilon}'_{iT})'$ and write the model as

$$\mathbf{x}_{i(T)} = Z'_{i(T)}\boldsymbol{\delta} + (e_T \otimes \mathbf{a}_i) + \boldsymbol{\epsilon}_{i(T)} = Z'_{i(T)}\boldsymbol{\delta} + \mathbf{u}_{i(T)}, \quad (\text{E-2})$$

Now,

$$E(\mathbf{u}_{i(T)}\mathbf{u}'_{i(T)}) = I_T \otimes \Sigma_{\epsilon\epsilon} + E_T \otimes \Lambda_{\alpha\alpha} = K_T \otimes \Sigma_{\epsilon\epsilon} + J_T \otimes \Sigma_{(T)} = \Omega_{u(T)}$$

where

$$\Sigma_{(T)} = \Sigma_{\epsilon\epsilon} + T\Lambda_{\alpha\alpha},$$

where I_T is the T dimensional identity matrix, e_T is the $(T \times 1)$ vector of ones, $E_T = e_T e'_T$, $J_T = (1/T)E_T$, and $K_T = I_T - J_T$. The latter two matrices are symmetric and idempotent and have orthogonal columns, which facilitates inversion of $\Omega_{u(T)}$.

E.1 GLS estimation

Before addressing the maximum likelihood problem, we consider the GLS problem for $\boldsymbol{\delta}$ when Λ_{α} and $\Sigma_{\epsilon\epsilon}$ are known. Define $Q_{i(T)} = \mathbf{u}'_{i(T)}\Omega_{u(T)}^{-1}\mathbf{u}_{i(T)}$, then GLS estimation is the problem of minimizing $Q = \sum_{i=1}^N Q_{i(T)}$ with respect to $\boldsymbol{\delta}$. Since $\Omega_{u(T)}^{-1} = K_T \otimes \Sigma_{\epsilon\epsilon}^{-1} + J_T \otimes (\Sigma_{\epsilon\epsilon} + T\Lambda_{\alpha\alpha})^{-1}$, we can rewrite Q as

$$Q = \sum_{i=1}^N \mathbf{u}'_{i(T)}[K_T \otimes \Sigma_{\epsilon\epsilon}^{-1}]\mathbf{u}_{i(T)} + \sum_{i=1}^N \mathbf{u}'_{i(T)}[J_T \otimes (\Sigma_{\epsilon\epsilon} + T\Lambda_{\alpha\alpha})^{-1}]\mathbf{u}_{i(T)}.$$

GLS estimator of $\boldsymbol{\delta}$ when $\Lambda_{\alpha\alpha}$ and $\Sigma_{\epsilon\epsilon}$ are known is obtained from $\partial Q/\partial \boldsymbol{\delta} = 0$, and is given by

$$\hat{\boldsymbol{\delta}}_{GLS} = \left[\sum_{i=1}^N Z'_{i(T)} [K_T \otimes \Sigma_{\epsilon\epsilon}^{-1}] Z_{i(T)} + \sum_{i=1}^N Z'_{i(T)} [J_T \otimes (\Sigma_{\epsilon\epsilon} + T\Lambda_{\alpha\alpha})^{-1}] Z_{i(T)} \right]^{-1} \times \left[\sum_{i=1}^N Z'_{i(T)} [K_T \otimes \Sigma_{\epsilon\epsilon}^{-1}] \mathbf{x}_{i(T)} + \sum_{i=1}^N Z'_{i(T)} [J_T \otimes (\Sigma_{\epsilon\epsilon} + T\Lambda_{\alpha\alpha})^{-1}] \mathbf{x}_{i(T)} \right]. \quad (\text{E-3})$$

E.2 Maximum Likelihood Estimation

Now consider ML estimation of $\boldsymbol{\delta}$, $\Sigma_{\epsilon\epsilon}$, and $\Lambda_{\alpha\alpha}$. Assuming normality of the individual effects and the disturbances, i.e., $\mathbf{a}_i \sim \text{IIN}(0, \Lambda_{\alpha\alpha})$ and $\boldsymbol{\epsilon}_{it} \sim \text{IIN}(0, \Sigma_{\epsilon\epsilon})$, then $\mathbf{u}_{i(T)} = (e_T \otimes \mathbf{a}_i) + \boldsymbol{\epsilon}_{i(T)} \sim \text{IIN}(0_{mT,1}, \Omega_{u(T)})$. The log-likelihood functions of all \mathbf{x} 's conditional on all \mathbf{Z} 's for an individual and for all individuals in the data set then become, respectively,

$$\mathcal{L}_i = \frac{-mT}{2} \ln(2\pi) - \frac{1}{2} \ln |\Omega_{u(T)}| - \frac{1}{2} Q_{i(T)}(\boldsymbol{\delta}, \Sigma_{\epsilon\epsilon}, \Lambda_{\alpha\alpha}), \quad (\text{E-4})$$

$$\mathcal{L} = \sum_{i=1}^N \mathcal{L}_i = \frac{-mNT}{2} \ln(2\pi) - \frac{1}{2} N \ln |\Omega_{u(T)}| - \frac{1}{2} \sum_{i=1}^N Q_{i(T)}(\boldsymbol{\delta}, \Sigma_{\epsilon\epsilon}, \Lambda_{\alpha\alpha}), \quad (\text{E-5})$$

where

$$Q_{i(T)}(\boldsymbol{\delta}, \Sigma_{\epsilon\epsilon}, \Lambda_{\alpha\alpha}) = [\mathbf{x}_{i(T)} - Z'_{i(T)} \boldsymbol{\delta}]' [K_T \otimes \Sigma_{\epsilon\epsilon}^{-1} + J_T \otimes (\Sigma_{\epsilon\epsilon} + p\Lambda_{\alpha\alpha})^{-1}] [\mathbf{x}_{i(T)} - Z'_{i(T)} \boldsymbol{\delta}],$$

and $|\Omega_{u(T)}| = |\Sigma_{(T)}| |\Sigma_{\epsilon\epsilon}|^{T-1}$.

Biørn splits the problem of estimation into: (A) *Maximization of \mathcal{L} with respect to $\boldsymbol{\delta}$ for given $\Sigma_{\epsilon\epsilon}$ and $\Lambda_{\alpha\alpha}$* and (B) *Maximization of \mathcal{L} with respect to $\Sigma_{\epsilon\epsilon}$ and $\Lambda_{\alpha\alpha}$ for given $\boldsymbol{\delta}$* . Subproblem (A) is identical with the GLS problem, since maximization of \mathcal{L} with respect to $\boldsymbol{\delta}$ for given $\Sigma_{\epsilon\epsilon}$ and $\Lambda_{\alpha\alpha}$ is equivalent to minimization of $\sum_i^N Q_{i(T)}(\boldsymbol{\delta}, \Sigma_{\epsilon\epsilon}, \Lambda_{\alpha\alpha})$, which gives (E-3). To solve subproblem(B) **Biørn** derives expressions for the derivatives of both \mathcal{L}_i and \mathcal{L} with respect to $\Sigma_{\epsilon\epsilon}$ and $\Lambda_{\alpha\alpha}$. The complete stepwise algorithm for solving jointly subproblems (A) and (B) then consists in switching between (E-3) and minimizing (E-5) with respect to $\Sigma_{\epsilon\epsilon}$ and $\Lambda_{\alpha\alpha}$ to obtain $\Sigma_{\epsilon\epsilon}$ and $\Lambda_{\alpha\alpha}$ and iterating until convergence.

The first order conditions for the log-likelihood function for an individual i with respect to $\boldsymbol{\delta}$, $\text{vech}(\Sigma_{\epsilon\epsilon})$ and $\text{vech}(\Lambda_{\alpha\alpha})$ are:

$$\frac{\partial \mathcal{L}_i}{\partial \boldsymbol{\delta}} = [\mathbf{x}_{i(T)} - Z'_{i(T)} \boldsymbol{\delta}]' [K_T \otimes \Sigma_{\epsilon\epsilon}^{-1} + J_T \otimes (\Sigma_{\epsilon\epsilon} + p\Lambda_{\alpha\alpha})^{-1}] Z'_{i(T)},$$

$$\frac{\partial \mathcal{L}_i}{\partial \text{vech}(\Sigma_{\epsilon\epsilon})} = -\frac{1}{2} L_m \text{vec} \left[\Sigma_{(T)}^{-1} + (T-1) \Sigma_{\epsilon\epsilon}^{-1} - \Sigma_{(T)}^{-1} B_{ui(T)} \Sigma_{(T)}^{-1} - \Sigma_{\epsilon\epsilon}^{-1} W_{ui(T)} \Sigma_{\epsilon\epsilon}^{-1} \right],$$

and

$$\frac{\partial \mathcal{L}_i}{\partial \text{vech}(\Lambda_{\alpha\alpha})} = -\frac{1}{2} L_m \text{vec} \left[T \Sigma_{(T)}^{-1} - T \Sigma_{(T)}^{-1} B_{ui(T)} \Sigma_{(T)}^{-1} \right],$$

where $\text{vech}(\Sigma_{\epsilon\epsilon})$ and $\text{vech}(\Lambda_{\alpha\alpha})$ are column-wise vectorization of the lower triangle of the symmetric matrix $\Sigma_{\epsilon\epsilon}$ and $\Lambda_{\alpha\alpha}$, and L_m is an elimination matrix. $W_{ui(T)}$ and $B_{ui(T)}$ respectively are defined as follows

$$W_{ui(T)} = \tilde{E}_{i(T)} K_T \tilde{E}_{i(T)}' \text{ and } B_{ui(T)} = \tilde{E}_{i(T)} J_T \tilde{E}_{i(T)}',$$

where $\tilde{E}_{i(T)} = [\mathbf{u}_{i1}, \dots, \mathbf{u}_{iT}]$ is a $(m \times T)$ matrix and $\mathbf{u}_{i(T)} = \text{vec}(E_{i(T)})$, 'vec' being the vectorization operator. That is, the disturbances defined in (E-2) for an individual i has been arranged in $(m \times T)$ matrix, $\tilde{E}_{i(T)}$.

The second order conditions are:

$$\frac{\partial^2 \mathcal{L}_i}{\partial \delta \partial \delta'} = -Z_{i(T)} [K_T \otimes \Sigma_{\epsilon\epsilon}^{-1} + J_T \otimes (\Sigma_{\epsilon\epsilon} + p \Sigma_{\alpha\alpha})^{-1}] Z_{i(T)}'$$

$$\frac{\partial^2 \mathcal{L}_i}{\partial \delta \partial \text{vec}(\Lambda_{\alpha\alpha})'} = -T (\mathbf{u}_{i(T)} \otimes Z_{i(T)}) (I_T K_{m,T} \otimes I_m) (\text{vec}(J_T) \otimes \Sigma_{(T)}^{-1} \otimes \Sigma_{(T)}^{-1})$$

$$\frac{\partial^2 \mathcal{L}_i}{\partial \delta \partial \text{vec}(\Sigma_{\epsilon\epsilon})'} = -(\mathbf{u}_{i(T)} \otimes Z_{i(T)}) (I_T \otimes K_{m,T} \otimes I_m) (\text{vec}(K_T) \otimes \Sigma_{\epsilon\epsilon}^{-1} \otimes \Sigma_{\epsilon\epsilon}^{-1} + \text{vec}(J_T) \otimes \Sigma_{(T)}^{-1} \otimes \Sigma_{(T)}^{-1})$$

$$\frac{\partial^2 \mathcal{L}_i}{\partial \text{vec}(\Lambda_{\alpha\alpha}) \partial \delta'} = -\frac{T}{2} (\Sigma_{(T)}^{-1} \otimes \Sigma_{(T)}^{-1}) [(\tilde{E}_{i(T)} J_T \otimes I_m) + (I_m \otimes \tilde{E}_{i(T)} J_T) K_{m,T}] Z_{i(T)}'$$

$$\frac{\partial^2 \mathcal{L}_i}{\partial \text{vec}(\Lambda_{\alpha\alpha}) \partial \text{vec}(\Lambda_{\alpha\alpha})'} = \frac{T^2}{2} [(\Sigma_{(T)}^{-1} \otimes \Sigma_{(T)}^{-1}) - \Sigma_{(T)}^{-1} B_{ui(T)} \Sigma_{(T)}^{-1} \otimes \Sigma_{(T)}^{-1} - \Sigma_{(T)}^{-1} \otimes \Sigma_{(T)}^{-1} B_{ui(T)} \Sigma_{(T)}^{-1}]$$

$$\frac{\partial^2 \mathcal{L}_i}{\partial \text{vec}(\Lambda_{\alpha\alpha}) \partial \text{vec}(\Sigma_{\epsilon\epsilon})'} = \frac{T}{2} [(\Sigma_{(T)}^{-1} \otimes \Sigma_{(T)}^{-1}) - \Sigma_{(T)}^{-1} B_{ui(T)} \Sigma_{(T)}^{-1} \otimes \Sigma_{(T)}^{-1} - \Sigma_{(T)}^{-1} \otimes \Sigma_{(T)}^{-1} B_{ui(T)} \Sigma_{(T)}^{-1}]$$

$$\begin{aligned} \frac{\partial^2 \mathcal{L}_i}{\partial \text{vec}(\Sigma_{\epsilon\epsilon}) \partial \delta'} &= -\frac{1}{2} (\Sigma_{(T)}^{-1} \otimes \Sigma_{(T)}^{-1}) [(\tilde{E}_{i(T)} J_T \otimes I_m) + (I_m \otimes \tilde{E}_{i(T)} J_T) K_{m,T}] Z_{i(T)}' \\ &\quad -\frac{1}{2} (\Sigma_{\epsilon\epsilon}^{-1} \otimes \Sigma_{\epsilon\epsilon}^{-1}) [(\tilde{E}_{i(T)} K_T \otimes I_m) + (I_m \otimes \tilde{E}_{i(T)} K_T) K_{m,T}] Z_{i(T)}' \end{aligned}$$

$$\frac{\partial^2 \mathcal{L}_i}{\partial \text{vec}(\Sigma_{\epsilon\epsilon}) \partial \text{vec}(\Lambda_{\alpha\alpha})'} = \frac{T}{2} [(\Sigma_{(T)}^{-1} \otimes \Sigma_{(T)}^{-1}) - \Sigma_{(T)}^{-1} B_{ui(T)} \Sigma_{(T)}^{-1} \otimes \Sigma_{(T)}^{-1} - \Sigma_{(T)}^{-1} \otimes \Sigma_{(T)}^{-1} B_{ui(T)} \Sigma_{(T)}^{-1}]$$

$$\begin{aligned} \frac{\partial^2 \mathcal{L}_i}{\partial \text{vec}(\Sigma_{\epsilon\epsilon}) \partial \text{vec}(\Sigma_{\epsilon\epsilon})'} &= \frac{1}{2} [\Sigma_{(T)}^{-1} \otimes \Sigma_{(T)}^{-1} + (T-1) \Sigma_{\epsilon\epsilon} \otimes \Sigma_{\epsilon\epsilon} - \Sigma_{\epsilon\epsilon} B_{ui(T)} \Sigma_{(T)} \otimes \Sigma_{(T)}^{-1} \\ &\quad - \Sigma_{(T)}^{-1} \otimes \Sigma_{(T)}^{-1} B_{ui(T)} - \Sigma_{\epsilon\epsilon}^{-1} W_{ui(T)} \Sigma_{\epsilon\epsilon}^{-1} \otimes \Sigma_{\epsilon\epsilon}^{-1} - \Sigma_{\epsilon\epsilon}^{-1} \otimes \Sigma_{\epsilon\epsilon}^{-1} W_{ui(T)} \Sigma_{(T)}^{-1}]. \end{aligned}$$