

Monte Carlo algorithm for the random cluster model

Christian R. Scullard¹

¹Lawrence Livermore National Laboratory, Livermore, California, USA

Abstract. I present a generalization of the Newman-Ziff algorithm, a standard technique in numerical percolation, to the random cluster model. The new method is straightforward to implement, works for real $q > 0$, and is completely free of the critical slowdown problem. By using the method to sample the critical polynomial, accurate estimates of Potts critical points can be found using relatively small lattice sizes. Furthermore, results for all values of q can be found at once within a single simulation. I demonstrate its utility here by computing critical points for non-integer values of q on the square lattice to compare with the exact solution, and on the non-planar square matching lattice.

Critical slowing down has long troubled Monte Carlo simulations of the Potts model [1, 2]. The Swendsen-Wang (SW) algorithm [3], which greatly mitigates this problem, is now the basis for most modern Potts model simulation techniques [4, 5, 6]. However, it is restricted to integer q . While methods exist that handle real q [7, 8, 9, 10], there are often trade-offs involved either in efficiency or ease of use compared to SW. Here, I present a Monte Carlo scheme, based not on any of these previous techniques but on the Newman-Ziff approach to percolation, that has no critical slowdown and works for real $q > 0$. In addition, results for an arbitrary number of different q can be obtained from a single simulation. The price is a comparatively steep memory requirement for large lattices. There very likely exist strategies for working around this issue, which I will discuss later, but if we focus for now on the problem of finding critical points we need not worry about it. Because the critical polynomial [11, 12, 13] provides very accurate estimates of transition points, even on relatively small graphs, it can easily be sampled with the present Monte Carlo scheme. In the standard polynomial method, the polynomial, or more often just its root [14], is computed via an analytic technique [15] and, for two-dimensional planar lattices, provides accuracy far surpassing what is currently possible with Monte Carlo methods [16]. However, relying as it does on a transfer matrix calculation it is somewhat challenging to generalize to non-planar, not to mention higher-dimensional, lattices. Additionally, even in the planar case, it is rather more complex to implement than a typical Monte Carlo algorithm and one may prefer to trade some accuracy for simplicity.

The partition function for the random cluster model with edge probability p is given by [17]

$$Z = \sum_{\{\omega\}} p^n (1-p)^{N-n} q^{C(\omega)} \quad (1)$$

where n is the number of edges present in the configuration ω , $C(\omega)$ is the number of connected components (including isolated vertices), and the sum is over all configurations. It is convenient to write Z in the form

$$Z = \sum_{n=0}^N \sum_{C=1}^{L^2} p^n (1-p)^{N-n} q^C \Gamma_n(C), \quad (2)$$

for a lattice with L^2 vertices and N edges, and where $\Gamma_n(C)$ is the number of configurations consisting of n edges and C connected components. This function is obviously not known analytically in general, but it is a simple matter to estimate it during the simulation. The probability of some event A can then be written

$$P(A) = \frac{1}{Z} \sum_{n=0}^N \sum_{C=1}^{L^2} p^n (1-p)^{N-n} q^C \Gamma_n(C) P(A|n, C) \quad (3)$$

where $P(A|n, C)$ is probability of A for fixed n and C . Therefore to compute the probability of an event A , the quantities $P(A|n, C)$ and $\Gamma_n(C)$ can be estimated for all n and C and the results combined in Equation (3). All configurations with a given n and

C have the same probability, and thus they might be said to constitute a microcanonical ensemble. More concretely, we have

$$P(A|n, C) = \frac{\Omega_n(A, C)}{\Gamma_n(C)} \quad (4)$$

where $\Omega_n(A, C)$ is the number of configurations consisting of n edges and containing C clusters for which the event A occurs. Random sampling is therefore used only to count configurations. The numerical approach encapsulated in Equation (3) is the generalization to arbitrary q of that of Newman and Ziff [18, 19] (NZ), to which this method reduces when $q = 1$. Their sampling procedure will be used here as it is straightforward to implement and hardly needs any generalization for the present purposes. Although I describe it below, I recommend the reader consult their paper for more details. I point out here that, also in the spirit of generalizing NZ, Wang, Kozan and Swendsen [20, 21, 22] developed an algorithm they call “binary tree summation”. However, it is significantly different from the present method, which I believe is a more direct descendant of NZ.

The sampling algorithm for a single run works as follows. First, the lattice is empty, with all edges closed. We then add edges one by one in a completely random order until they are all open. At step n , we find the number of clusters, C , which is simple to do; adding an edge can only reduce C by one or leave it unchanged, and when $n = 0$ we have $C = L^2$. Performing multiple runs we then find $f_n(A, C)$, the fraction of runs for which the event A occurs at a given n and C . The estimate of the number of configurations is then

$$\Omega_n(A, C) = \binom{N}{n} f_n(A, C). \quad (5)$$

The only difference between runs is the order in which the edges are added to the system. Permutations of the edge order are handled in exactly the same way as in NZ, and in fact they provide a function written in C called `permutation()` which will work unchanged here. Their algorithm is as follows. Start with a list of the edges in the system organized in an arbitrary order. Set $i = 1$ and then,

- (i) Choose a number j uniformly and at random from the range $i \leq j \leq N$.
- (ii) Exchange the edges that are currently in positions i and j (and do nothing if $i = j$).
- (iii) Set $i = i + 1$ and return to step 1 until $i = N$.

Adding all N edges while tracking clusters takes a time $O(N)$ [19]. Although we do not have independence between step n and step $n + 1$ within a single run, all that matters is that there be independence between runs and that all configurations with a fixed n and C should appear with equal probability, which is plainly the case here. We can now see how the critical slowdown and the restriction to integer q are evaded by this algorithm. The configuration sampling knows nothing about the temperature (the probability p in our case) or q , but rather these appear as parameters in a convolution, Eq. (3), that occurs after the sampling has been done. For the same reason, we get results for every value of q in a single simulation.

To identify and merge clusters we use the standard [23, 24] tree-based union/find described in section IIB of NZ. Although we define configurations by their edge states, clusters are tracked only on the vertices. The key idea is that every cluster has a unique root site and that any given site can be quickly traced to its root. To achieve this, we define an array of integer pointers, `ptr[i]`, which for vertex i either gives its parent site in the cluster or, if i is a root, its value is the negative of the size of the cluster. Thus, every site is connected by a path of parents to the root. So if an edge joins the two sites i and j , we take the following steps

- (i) Find the roots of i and j by traversing their trees.
- (ii) If i and j have the same root, they are in the same cluster. This situation will be important below, but as far as the cluster configuration goes we need do no more.
- (iii) If i and j are different, determine which cluster is smaller. If, say, j is in the smaller cluster, we make the root of j point to the root of i and add the size of the smaller cluster to the larger one by adjusting `ptr[i]`. Obviously, if both clusters are the same size we can choose arbitrarily which cluster to add to which.

The algorithm is most efficient if all sites point to their roots. Thus, after we have found the roots with step 1, it is worthwhile to backtrack over the path and set all pointers to point directly to the root we have just found. See NZ for a fuller discussion of this path compression.

To locate the critical point, we estimate the critical polynomial. This is defined (up to a sign) on a doubly periodic finite lattice, or basis, B by [13]

$$P_B(p, q) \equiv P(2D; p, q) - qP(0D; p, q) \quad (6)$$

where $P(2D)$ is the probability that there is a cluster that wraps both dimensions and $P(0D)$ is the probability that no cluster wraps either. A third possibility, which we will encounter later, is referred to as 1D and is the event that a wrapping spans only one dimension. See Figure 1 for examples of these events. That the root in $[0, 1]$ of $P_B(p)$ provides an estimate for the transition point is well established [25, 12, 26] and is a consequence of universality. Estimates are obtained by computing averages of $P(2D|n, C)$, $P(0D|n, C)$ and $\Gamma_n(C)$ and combining them with Eq. (3). As a function of p , $P_B(p, q)$ is monotonic in p , taking the value $-q$ at $p = 0$ and 1 at $p = 1$. A simple root-finding algorithm suffices to find the estimate for p_c , and here I use the bisection method. By making good initial guesses, perhaps derived from smaller-sized lattices, one can minimize the number of evaluations needed by this root-finding step.

The next piece of the algorithm is the identification of the different wrapping events. This is done by using a variation of an approach first suggested by Machta et al. [5]. For each site i , in addition to the pointers `ptr[i]`, we also associate `x[i]` and `y[i]`, the x and y lattice displacements to the root site of the vertex i . Upon joining two vertices that are already in the same cluster, if at least one vertex' displacement vector points through a boundary then this operation might produce a wrapping cluster. That is, the root of the cluster can now be connected to itself via a path that winds through one or

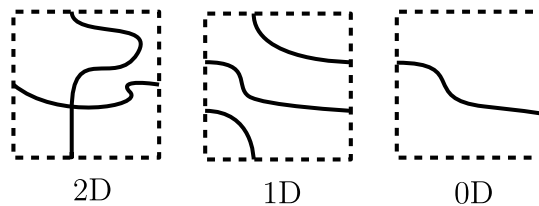


Figure 1. The three possible wrapping events on a periodic lattice, or basis.

both of the periodic directions. The exact manner of this winding can be encoded in a connection vector, as shown in Figure 2. It is a simple matter to compute this vector for each join we perform. If we are joining vertices, say 1 and 2, for which the vector connecting 1 to 2 is \mathbf{u}_{12} , and their root displacement vectors are \mathbf{d}_1 and \mathbf{d}_2 then the connection vector is given by

$$\mathbf{c} = \mathbf{d}_2 - \mathbf{d}_1 + \mathbf{u}_{12} \bmod L \quad (7)$$

(note that the overall sign is irrelevant). If the connection vector is zero, then we have created no new wrapping. Upon forming a 1D wrapping, we must store the connection vector associated with that cluster \ddagger . Call this vector \mathbf{c}_0 , and if upon later joining two further vertices of this cluster we form a new connection vector, \mathbf{c}_1 , such that the cross product

$$\mathbf{c}_0 \times \mathbf{c}_1 \neq \mathbf{0} \quad (8)$$

then we know we have just formed a 2D wrapping.

Note that if we were to restrict ourselves only to planar lattices, the state of the wrapping would be a global property. For example, if we formed a wrapping with $\mathbf{c} = (1, 0)$ after already having encountered a cluster with $\mathbf{c} = (0, 1)$, then these clusters are necessarily attached and we have formed a 2D wrapping. However, in a non-planar lattice it is possible to have disconnected 1D non-colinear wrappings. We must therefore check the cross products of connection vectors every time we join clusters, with a 2D wrapping formed whenever (8) is satisfied. Similarly, whether the lattice is planar or not we must be sure that the connection vector is inherited correctly when joining a 1D wrapping to a non-wrapping cluster.

Finally, we need some means of numerically computing the convolution in Eq. (3). This entails calculating binomial-type terms of the form

$$B(N, n, C; p, q) \equiv \binom{N}{n} p^n (1-p)^{N-n} q^C. \quad (9)$$

In the summation, the maximum C is L^2 and N is of the order L^2 so naively this sum contains $O(L^4)$ terms. In reality, $\Gamma_n(C)$ is non-zero only within a range of C bounded by the limits $C_{\min}(n)$ and $C_{\max}(n)$. These are lattice-dependent and unknown exactly

\ddagger as a practical matter it can be stored in the same array as the displacement vectors, as we know the displacement vector for the root is zero and its entry can be used for something else

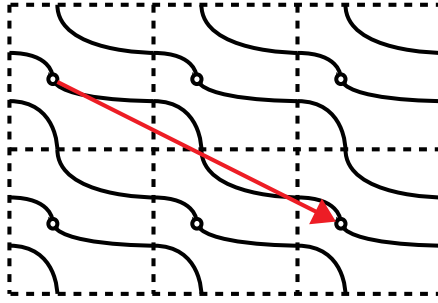


Figure 2. The 1D wrapping event of Figure 1 tiled to demonstrate the meaning of the connection vector, indicated by the red arrow. The circle denotes the root of the cluster. The connection vector is $(2, -1)$ in this case.

but it is a simple matter to keep track of them during the calculation. One then finds that there are really more like L^3 terms. We can obviously not evaluate (9) directly, as individual terms may be very large or very small even though their product might be of order unity or a few tens. We follow NZ here by setting the largest term, located at n_{\max} , to 1 and calculating all other terms relative to that with recursion. When $q = 1$, the largest term occurs at $n_{\max} = Np$. However, for general q , we must also account for the n -dependence in $q^{C_{\max}(n)}$. Approximating $C_{\max}(n)$ as a linear function of n , we find the estimate for n_{\max} ,

$$n_{\max} = Np \left[1 - \frac{(1-p)L^2}{N} \ln q \right] \quad (10)$$

which is not perfect § but performs well enough for the present purposes. We then set the term with $n = n_{\max}$ and $C = C_{\max}(n)$ equal to 1 and use recursion to fill in the other terms in C down to $C_{\min}(n_{\max})$,

$$B(N, n, C; p, q) = B(N, n, C + 1; p, q)/q \quad (11)$$

for $n = n_{\max}$. For $n > n_{\max}$, we compute

$$\begin{aligned} & B(N, n, C_{\max}(n); p, q) \\ &= B(N, n - 1, C_{\max}(n); p, q) \frac{N - n + 1}{n} \frac{p}{1 - p} \end{aligned} \quad (12)$$

and then fill in the rest of this n down to $C = C_{\min}(n)$ with (11), repeating the process until we reach $n = N$. For $n < n_{\max}$, we start the recursion in C at $C_{\min}(n)$

$$\begin{aligned} & B(N, n, C_{\min}(n); p, q) \\ &= B(N, n + 1, C_{\min}(n); p, q) \frac{n + 1}{N - n} \frac{1 - p}{p} \end{aligned} \quad (13)$$

and carry this up to $C_{\max}(n)$ with

$$B(N, n, C; p, q) = B(N, n, C - 1; p, q)q. \quad (14)$$

§ Linearity is a poor model for C_{\max} ; the estimates from this formula are sometimes quite far from the true n_{\max} but are close enough to allow the recursion to work.

In this way, we can compute all the relevant binomial coefficients subject to our arbitrary normalization. As long as we use these same coefficients to compute Z in Equation (2), Equation (3) will be normalized correctly.

In Table 1, I present results on the square lattice for various q , where the critical points are known to be [27]:

$$p_c(q) = \frac{\sqrt{q}}{1 + \sqrt{q}}. \quad (15)$$

If the critical point of a lattice is known exactly, the critical polynomial will find the exact solution for any size of basis. To illustrate this, calculations are presented for both $L = 3$ using 10^{10} runs and $L = 16$ using 10^9 . Although both are in agreement with the exact solution it is clear that for $L = 16$ and $q > 1$, accuracy suffers somewhat because of estimates that rely on some portion of (n, C) space that is relatively difficult to resolve. We would expect this situation to improve eventually as q becomes large because the probabilities become more weighted toward the least-occupied configurations.

For an unsolved problem, the critical polynomial does not give the exact answer for any size of basis. However, the estimates it provides are generally very accurate even when the basis is of a size normally considered small for Monte Carlo. For example, for the kagome lattice, a basis of size $L = 4$ already produces estimates of the percolation threshold accurate to six digits [12]. By the time $L \sim 20$ a polynomial prediction for a given system is generally accurate enough that it cannot be checked with Monte Carlo. Thus, using these relatively small lattices is perfectly acceptable in the present approach.

As an example of an unsolved problem, I calculate critical points for the matching graph of the square lattice, the $L = 3$ basis of which is shown in Figure 3. This is a non-planar lattice, with the diagonals in each face crossing but not directly connected to each other. Its site percolation threshold is $1 - p_c(\text{square site}) \approx 0.4073$, unsolved but known numerically to high precision [14]. Thresholds are reported in Table 2 for various q including that for $q = 1$, the bond percolation threshold, which has previously been found numerically by several authors [28, 29] and very recently by Xu et al. [30] using a Monte Carlo-critical polynomial technique. Their value is 0.250 368 40(4). Because none of these cases is exact, we expect the estimates to depend on L , and I used a few different sizes around $L = 25$ just to confirm that the same predictions were made. These results were found with 10^8 total runs, far short of what one might normally use but my goal is only to demonstrate that the algorithm works, not to present values of definitive accuracy. Note that one may instead want to do computations on smaller lattices and then extrapolate to infinite L , as this may be the best way to maximize the accuracy of the estimates. There is, however, not yet a good theory governing this extrapolation, and scaling exponents, which are known to be lattice-dependent [14, 16], must be calculated empirically, so I do not explore this here.

There are two ways in which the efficiency of the original NZ algorithm suffers under the generalization to arbitrary q . The first is the fact that we must now continue every run until we have added the final edge. In the percolation algorithm, once the 2D wrapping, say, has occurred we can stop adding edges because we know that all




Figure 3. The $L = 3$ basis for matching graph of the square lattice.

q	$L = 3$	$L = 16$	exact
1.0	0.5000002(7)	0.500000(2)	1/2
1.5	0.5505103(6)	0.550511(3)	0.5505102572...
2.5	0.6125740(5)	0.61252(5)	0.6125741133...
3.5	0.6516683(4)	0.6515(3)	0.6516685226...
9.5	0.7550342(2)	0.7552(2)	0.7550344704...
10.0	0.7597467(2)	0.7599(2)	0.7597469266...

Table 1. Potts critical points, p_c , on the square lattice computed with the Monte Carlo algorithm for bases of size 3 and 16. These both agree with the known exact solution, as is standard for critical polynomials. These estimates are found by calculating averages of $P(2D|n, C)$, $P(0D|n, C)$, and $\Gamma_n(C)$, combining these with Eq. (3) to get $P(2D)$ and $P(0D)$ and numerically finding the root of equation (6). Results for all q are found in a single simulation.

q	p_c	q	p_c
1.0	0.250368(2)	7.0	0.4473(2)
1.5	0.28812(3)	7.5	0.4546(2)
2.0	0.3164(4)	8.0	0.46141(9)
2.5	0.3388(5)	8.5	0.46778(9)
3.0	0.3577(5)	9.0	0.47376(9)
3.5	0.3739(4)	9.5	0.47940(9)
4.0	0.3881(3)	10.0	0.48472(9)
4.5	0.4005(3)	10.5	0.48976(9)
5.0	0.4117(3)	11.0	0.49455(8)
5.5	0.4217(3)	11.5	0.49910(8)
6.0	0.4310(3)	12.0	0.50345(8)
6.5	0.4395(2)		

Table 2. Critical points, p_c , for the random cluster on the square matching lattice.

subsequent $P(2D|n)$ will be 1. But here we are also resolving C , which means every run must go to completion. This will result in a longer run time by a factor of roughly 2 [19]. The other issue is that we must now converge estimates not just for given n but for given n and C . The loss here is somewhat more difficult to quantify, but it manifests as the aforementioned dropoff in accuracy after $q = 1$, as can be seen in Tables 1 and 2.

Other questions we can consider are whether this sampling algorithm might be used to find quantities other than critical points and whether it is feasible to work in higher dimensions. The key barrier in both cases is the memory limitation; we must store an array in both n and C for all quantities of interest. As argued earlier, this is a memory requirement that is roughly L^3 ||. For this reason, as well as the fact that it also becomes increasingly difficult to evaluate the convolution (3), we may struggle to compute quantities that require large lattices. However, these problems are likely surmountable in many cases. For example, if one is interested in some function $F(p)$ only at a particular value of, or within a small range of, p , one does not need to keep every n and C as most of the terms in the convolution will prove to be irrelevant. Keeping fewer terms also makes the evaluation of the convolution easier. It is clear that thorough study will be needed to determine the true limitations and the range of applicability of this algorithm.

I thank Robert Ziff for a stimulating and helpful discussion of this problem. This work was performed under the auspices of the U.S. Department of Energy at the Lawrence Livermore National Laboratory under Contract No. DE-AC52-07NA27344 and was supported by the LLNL-LDRD Program under Project No. 19-DR-013.

References

- [1] Potts R B 1952 *Proc. Camb. Phil. Soc.* **48** 106
- [2] Wu F Y 1982 *Rev. Mod. Phys.* **54** 235
- [3] Swendsen R H and Wang J S 1987 *Phys. Rev. Lett.* **58** 86–88
- [4] Wolff U 1989 *Phys. Rev. Lett.* **62** 361
- [5] Machta J, Choi Y S, Lucke A, Schweizer T and Chayes L M 1996 *Phys. Rev. E* **54** 1332
- [6] Ferrenberg A M and Swendsen R H 1988 *Phys. Rev. Lett.* **61** 2635
- [7] Sweeny M 1983 *Phys. Rev. B* **27** 4445–4455
- [8] Elçi E M and Weigel M 2013 *Phys. Rev. E* **88** 033303
- [9] Chayes L and Machta J 1998 *Physica A* **254** 477–516
- [10] Gliozzi F 2002 *Phys. Rev. E* **66** 016115
- [11] Scullard C R 2012 *Phys. Rev. E* **86** 041131
- [12] Scullard C R and Jacobsen J L 2012 *J. Phys. A: Math. Theor.* **45** 494004
- [13] Jacobsen J L and Scullard C R 2013 *J. Phys. A: Math. Theor.* **46** 075001
- [14] Jacobsen J L 2015 *J. Phys. A: Math. Theor.* **48** 454003
- [15] Jacobsen J L 2014 *J. Phys. A: Math. Theor.* **47** 135001
- [16] Scullard C R and Jacobsen J L 2020 *Phys. Rev. Research* **2** 012050
- [17] Fortuin C M and Kasteleyn P W 1972 *Physica* **57** 536
- [18] Newman M E J and Ziff R M 2000 *Phys. Rev. Lett.* **85** 4104

|| It is also not really trivial to realize this L^3 behavior because it requires dynamically managing the array as more C appear

- [19] Newman M E J and Ziff R M 2001 *Phys. Rev. E* **64** 016706
- [20] Wang J S, Kozan O and Swendsen R H 2002 *arXiv:cond-mat/0203264*
- [21] Wang J S 2003 *Physica A* **321**
- [22] Wang J S, Kozan O and Swendsen R H 2003 *Computer Simulation Studies in Condensed-Matter Physics XV: Proceedings of the Fifteenth Workshop Athens, GA, USA, March 11-15, 2002* (*Springer Proceedings in Physics* vol 90) (Springer, Berlin, Heidelberg) p 189
- [23] Galler B A and Fisher M J 1964 *Commun. ACM* **7** 301
- [24] Sedgewick R 1988 *Algorithms* 2nd ed (Addison-Wesley, Reading MA)
- [25] Scullard C R and Ziff R M 2008 *Phys. Rev. Lett.* **100** 185701
- [26] Mertens S and Ziff R M 2016 *Phys. Rev. E* **94** 062152
- [27] Baxter R J 1973 *J. Phys. C: Solid State Phys.* **6** L445
- [28] Feng X, Deng Y and Blöte H W J 2008 *Phys. Rev. E* **78** 031136
- [29] Ouyang Y, Deng Y and Blöte H W J 2018 *Phys. Rev. E* **98** 062101
- [30] Xu W, Wang J, Hu H and Deng Y 2020 *arXiv:2010.02887v1*