

Flat bands by latent symmetry

C. V. Morfonios,¹ M. Röntgen,¹ M. Pyzh,¹ and P. Schmelcher^{1,2}

¹Zentrum für Optische Quantentechnologien, Fachbereich Physik, Universität Hamburg, 22761 Hamburg, Germany

²The Hamburg Centre for Ultrafast Imaging, Universität Hamburg, 22761 Hamburg, Germany

Flat energy bands of model lattice Hamiltonians provide a key ingredient in designing dispersionless wave excitations and have become a versatile platform to study various aspects of interacting many-body systems. Their essential merit lies in hosting compactly localized eigenstates which originate from destructive interference induced by the lattice geometry, in turn often based on symmetry principles. We here show that flat bands can be generated from a hidden symmetry of the lattice unit cell, revealed as a permutation symmetry upon reduction of the cell over two sites governed by an effective dimer Hamiltonian. This so-called latent symmetry is intimately connected to a symmetry between possible walks of a particle along the cell sites, starting and ending on each of the effective dimer sites. The summed amplitudes of any eigenstate with odd parity on the effective dimer sites vanish on special site subsets called walk multiplets. We exploit this to construct flat bands by using a latently symmetric unit cell coupled into a lattice via walk multiplet interconnections. We demonstrate that the resulting flat bands are tunable by different parametrizations of the lattice Hamiltonian matrix elements which preserve the latent symmetry. The developed framework may offer fruitful perspectives to analyze and design flat band structures.

I. INTRODUCTION

Wave excitations in a lattice system are governed by the form of its energy band structure and the corresponding eigenstates. Since the dawn of quantum mechanics, substantial efforts have been made to understand the response properties of crystals in terms of their energy bands. With the technological advances of the past decades, however, also artificial lattice systems have been realized with ever increasing accuracy. This has enabled an unprecedented engineering of bands with targeted properties. A most intriguing case is that of “flat” bands with vanishing curvature, which have become a subject of intense research for designed lattice setups [1]. Those range among various spatial scales and different technological platforms, such as photonic waveguide or resonator arrays [2–4], optical lattices for trapped atoms [5, 6], superconducting wire networks [7], nanostructured electronic lattices [8], optomechanical setups [9], or electric circuit networks [10].

The remarkable features induced by flat bands essentially originate from the vanishing group velocity—or, equivalently, diverging effective mass—of the eigenstates residing in them. This allows for dispersionless wave excitations over the whole crystal-momentum range of the flat band [3], which may be exploited for their robust storage and transfer [11]. In turn, transport properties of flat band states can be manipulated by weak perturbations which set a dominant energy scale for them [1]. In particular, flat bands have been used, e. g., to model certain types of superfluidity [12–18] or topological phases of matter [19–21]. Flat bands have also been explored very recently to generate many-body localization [22] and “caging” [23, 24] in the presence of interactions, or to control superradiance via synthetic gauge fields [25].

Flat bands of discrete lattice Hamiltonians rely on the occurrence of eigenstates which are strictly localized on a subset of sites, with vanishing amplitude in the remainder of the lattice [26]. Such “compact localized states” (CLSs) can be classified according to the number of unit cells they occupy [27]. Notably, they do not violate the translational invariance of the lattice since they can, due to their macroscopic degener-

acy at the flat band energy, be linearly combined into extended Bloch states. A CLS originates from the destructive interference of its amplitudes on the neighboring lattice sites coupled to the site subset the CLS occupies. This mechanism may result directly from the geometric symmetry of the lattice unit cell under a site permutation operation [28, 29]. It may also be caused by a bipartite (or chiral) symmetry of a lattice composed of sublattices [30], or induced “accidentally” by tuning the Bloch Hamiltonian matrix elements into the CLS condition. Various schemes for generating flat bands from CLSs have been proposed, based e. g. on local permutation symmetries [29, 31], “origami” rules [32], local basis transformations [28], solving inverse eigenvalue problems [27, 33], and, as shown very recently, using the properties of Gram matrices [34] or combining lattice deformations with site additions [35]. Despite the great value of such approaches, the question remains whether flat bands may be systematically invoked by symmetry principles beyond the existing paradigms.

In the present work, we propose a scheme to create flat bands which is based on a type of hidden symmetry in the unit cell Hamiltonian of a lattice. This so-called *latent symmetry*, introduced recently in graph theory [36], is revealed as a permutation symmetry once reducing the unit cell Hamiltonian over a particular subset of sites to an effective subsystem Hamiltonian. Very recently, latent symmetries were proposed as a novel possibility to explain seemingly accidental spectral degeneracies of generic Hamiltonian matrices [37]. Reduction over a *pair* of latently exchange-symmetric sites—as we will focus on here—results in an effective two-site symmetric dimer, and the symmetry-induced parity of this dimer’s eigenstates is inherited in the original unit cell; that is, any of its eigenstates is locally even or odd on the latently symmetric sites. Latent symmetry of two sites can be intuitively interpreted as a collective symmetry of so-called *walks* [38] (i. e., sequential hoppings) along the coupled sites of the unit cell, starting and ending at each of those two sites. Equivalently, the latent symmetry is simply expressed in terms of powers of the Hamiltonian. We here combine latent symmetry with the occurrence of special subsets of sites called *walk multi-*

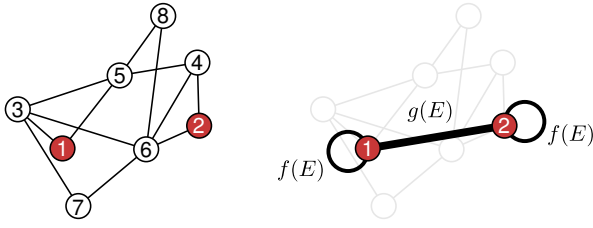


Figure 1. *Left*: An unweighted graph, representing a Hamiltonian H with unit hopping (thin edge lines) and zero onsite elements, with two cospectral vertices $\mathbb{S} = \{u, v\} = \{1, 2\}$ forming a latently symmetric site pair. *Right*: H is reduced over \mathbb{S} to the effective Hamiltonian $\tilde{H}_{\mathbb{S}}$ describing a symmetric two-site dimer with onsite elements f (visualized as loop edges in the graph) and hopping g depending functionally on the eigenvalue E ; in this example $f(E) = (8 - 4E - 10E^2 + 2E^3 + 2E^4)/d(E)$ and $g(E) = (-6 + 6E^2 + 2E^3)/d(E)$, where $d(E) = 7E - 2E^2 - 8E^3 + E^5$.

plets. On each such site subset, the amplitudes of any non-degenerate eigenvector with odd parity on the latently symmetric sites sum to zero. As we show, periodic lattices generated by interconnection of walk multiplets between latently symmetric unit cells host flat bands with corresponding CLSs which occupy single unit cells. Importantly, the underlying latent symmetry persists upon the simultaneous variation of certain parameters in the lattice Hamiltonian, making the generated flat bands systematically tunable. With our results applicable to arbitrary dimensions, we demonstrate the principle for one- and two-dimensional lattices with simple prototype cells possessing latent symmetries.

After introducing the concepts of latent symmetry and walk equivalence in Sec. II, we show how to combine them to generate flat band lattices in Sec. III, illustrating the principle with prototype examples. We discuss possible extensions in Sec. IV, while Sec. V concludes this work.

II. LATENT SYMMETRY, COSPECTRALITY, AND WALK MULTIPLETS

Consider the eigenvalue problem $H|\varphi\rangle = E|\varphi\rangle$ for a real symmetric $N \times N$ Hamiltonian matrix H represented in the orthonormal basis of single orbitals $|n\rangle$ on N coupled sites, $n \in \mathbb{H} \equiv \{1, \dots, N\}$. To introduce the notion of latent symmetry, let us partition the system into a selected subset $\mathbb{S} \subset \mathbb{H}$ with $N_{\mathbb{S}} = |\mathbb{S}|$ sites and its complement $\bar{\mathbb{S}} = \mathbb{H} \setminus \mathbb{S}$. The reduced $N_{\mathbb{S}} \times N_{\mathbb{S}}$ Hamiltonian $\tilde{H}_{\mathbb{S}}$ effectively describing subsystem \mathbb{S} under the influence of the rest of the system $\bar{\mathbb{S}}$ is then given by [39–41]

$$\tilde{H}_{\mathbb{S}}(E) = H_{\mathbb{S}} + \Gamma[E - H_{\bar{\mathbb{S}}}]^{-1}\Gamma^{\top} \equiv H_{\mathbb{S}} + \Sigma_{\bar{\mathbb{S}}}(E), \quad (1)$$

where the diagonal blocks $H_{\mathbb{X}} = H_{\mathbb{X}\mathbb{X}}$ of H are the Hamiltonians of the isolated subsystems $\mathbb{X} = \mathbb{S}, \bar{\mathbb{S}}$ and $\Gamma = H_{\mathbb{S}\bar{\mathbb{S}}}$ is the coupling from $\bar{\mathbb{S}}$ to \mathbb{S} . This essentially amounts to Feshbach’s projection operators [42] applied to the present discrete model, while the term $\Sigma_{\bar{\mathbb{S}}}(E)$ can be recognized as the “self-energy” [41, 43] of \mathbb{S} induced by its coupling to $\bar{\mathbb{S}}$. The reduced eigenvalue problem now has a smaller dimension, but

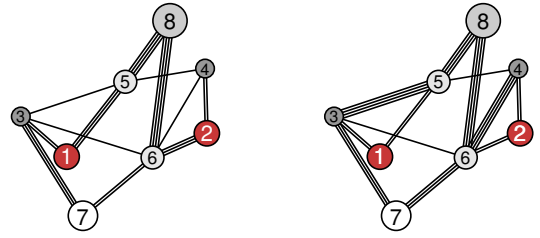


Figure 2. The same graph as in Fig. 1, but now parametrically weighted in the two different ways which preserve the cospectrality of $\mathbb{S} = \{u, v\} = \{1, 2\}$. Different edges and loops (hopping and onsite elements in H) are visualized by different line numbers and vertex sizes, respectively. Subsets \mathbb{M}_{μ} ($\mu = 1, 2, \dots, 5$) of sites with same shading (also with same vertex size) are “walk multiplets” with respect to \mathbb{S} (with u, v being “walk equivalent” relative to any \mathbb{M}_{μ}), fulfilling Eq. (7). Here, the doublets are $\{1, 2\}$, $\{3, 4\}$, $\{5, 6\}$, and the singlets $\{7\}$, $\{8\}$.

is nonlinear due to the E -dependence of $\tilde{H}_{\mathbb{S}}$. The spectrum $\sigma(\tilde{H}_{\mathbb{S}})$ of $\tilde{H}_{\mathbb{S}}$, given by $\det(E - \tilde{H}_{\mathbb{S}}(E)) = 0$, coincides with that of H after removing E -values which happen to be eigenvalues of $H_{\bar{\mathbb{S}}}$ and for which $\tilde{H}_{\mathbb{S}}$ is not defined; symbolically, $\sigma(\tilde{H}_{\mathbb{S}}) = \sigma(H) - \sigma(H_{\bar{\mathbb{S}}})$ (note that σ is a multiset in the presence of repeated eigenvalues). Most importantly, any eigenvector $|\tilde{\varphi}\rangle$ of $\tilde{H}_{\mathbb{S}}$ equals the *restriction* of that of H , with the same eigenenergy, to the subsystem \mathbb{S} [44]: $\langle s|\tilde{\varphi}\rangle = \langle s|\varphi\rangle$ for $s \in \mathbb{S}$.

A *latent symmetry* is a permutation symmetry $\Pi_{\mathbb{S}}$ of the reduced Hamiltonian $\tilde{H}_{\mathbb{S}}$ such that any extended permutation $\Pi_{\mathbb{S}} \oplus \Pi_{\bar{\mathbb{S}}}$ (including the identity $\Pi_{\bar{\mathbb{S}}} = I_{\bar{\mathbb{S}}}$) is *not* a symmetry of the original Hamiltonian H . Throughout this work, \mathbb{S} will consist of two sites u and v , and by ‘latent symmetry’ we will always mean symmetry under transposition (i. e., exchange) of u and v . Then $\tilde{H}_{\mathbb{S}}$ effectively behaves like a two-site dimer with E -dependent onsite potentials and coupling; see Fig. 1. If u and v are latently symmetric in H , this effective dimer is symmetric under exchange of u and v . If non-degenerate, its eigenstates $|\tilde{\varphi}\rangle$ accordingly have definite parity, $\langle u|\tilde{\varphi}\rangle = \pm \langle v|\tilde{\varphi}\rangle$, and the same holds for the corresponding eigenstates, with the same eigenenergies, of H : $\langle u|\varphi\rangle = \pm \langle v|\varphi\rangle$. Such a parity of amplitudes on u and v in the original, extended system H , is usually traced back to an involutory site permutation symmetry. Remarkably, the global parity in $\tilde{H}_{\mathbb{S}}$ is here inherited to the eigenstates $|\varphi\rangle$ as a *local parity* in H , where there is *no permutation symmetry producing it*.

Latent symmetries were introduced very recently [36, 45] in the context of isospectral graph reductions [46]. There, H is the (weighted) adjacency matrix of a connected graph with vertex set \mathbb{H} and edges with weights $H_{mn} = \langle m|H|n\rangle$ between vertices. For brevity, we will refer to the graph itself simply as H . The *isospectral reduction* of the graph over a subset \mathbb{S} of its vertices is exactly the graph with adjacency matrix given in Eq. (1). An example graph is shown in Fig. 1, containing the two latently symmetric vertices $\mathbb{S} = \{u, v\} = \{1, 2\}$.

A crucial fact, promoting the treatment of latent symme-

try with the tools of graph theory, is the following [38]: Two latently symmetric vertices u, v of a graph are *cospectral*, meaning that the spectra of the “vertex-deleted” graphs $H_{\bar{u}} = H - u$ and $H_{\bar{v}} = H - v$ (where vertices u and v , as well as edges incident to them, have been deleted, respectively) coincide, $\sigma(H_{\bar{u}}) = \sigma(H_{\bar{v}})$. Alternatively, and of more use for our purposes here, cospectral vertices are defined by the property that their corresponding diagonal entries in any non-negative power r of H coincide [47],

$$[H^r]_{uu} = [H^r]_{vv} \quad \forall r \in \mathbb{N}. \quad (2)$$

In general, for an unweighted graph ($H_{mn} \in \{0, 1\}$) the element $[H^r]_{mn}$ gives the total number of all possible *walks* of length r from vertex m to n [48, 49], that is, sequences

$$\alpha = (a_1 = m, b_1)(a_2, b_2) \cdots (a_r, b_r = n) \quad (3)$$

of r possibly repeated edges (a_i, b_i) with $a_{i+1} = b_i$. For example, the walk with steps $1 \rightarrow 3 \rightarrow 5 \rightarrow 8 \rightarrow 6 \rightarrow 2$ along the sites of Fig. 1 is denoted as the sequence of edges $(1, 3)(3, 5)(5, 8)(8, 6)(6, 2)$. Note that also *loops*, with $b_i = a_i$, may be included in a walk, representing onsite potentials $H_{a_i a_i}$. Eq. (2) concerns the special case of closed walks ($n = m$) starting and ending at each cospectral vertex u or v . For instance, Eq. (2) can easily be verified in the unweighted graph of Fig. 1 for the first few powers r , by counting all closed walks of length r starting at $u = 1$ or $v = 2$. The closed walks of length $r = 3$, for example, are (in simplified step notation) $1 \rightarrow 3 \rightarrow 5 \rightarrow 1$ and $2 \rightarrow 4 \rightarrow 6 \rightarrow 2$, plus the same in opposite directions, in accordance with $[H^3]_{11} = [H^3]_{22} = 2$.

For a weighted graph, a weight $w(\alpha)$ is assigned to each walk, equal to the product of edge weights along it, $w(\alpha) = \prod_{i=1}^r w(a_i, b_i) = \prod_{i=1}^r H_{a_i b_i}$. The above interpretation of matrix powers in terms of walks is then generalized to a sum over walk weights [50],

$$[H^r]_{mn} = \sum_{\alpha \in \mathcal{A}_{mn}^{(r)}} w(\alpha), \quad r \in \mathbb{N} \quad (4)$$

where $\mathcal{A}_{mn}^{(r)}$ is the set of all walks of length r from m to n .

Fortunately, there is no need to evaluate Eq. (2) beyond $k = N - 1$ since, by the Cayley-Hamilton theorem, any higher powers $H^{k \geq N}$ can be expressed as lower order polynomials in H . As a consequence, if Eq. (2) holds for $r = 0, \dots, N - 1$, it automatically holds for all r . This enables the use of the $N \times N$ *walk matrix* [51, 52] $W_{\mathbb{M}}$ of a subset $\mathbb{M} \subseteq \mathbb{H}$ to encode walks ending in \mathbb{M} , constructed by the action of H^r on the indicator vector $|e_{\mathbb{M}}\rangle$ of \mathbb{M} (with $\langle m | e_{\mathbb{M}} \rangle = 1$ for $m \in \mathbb{M}$ and 0 otherwise):

$$W_{\mathbb{M}} = [|e_{\mathbb{M}}\rangle, H |e_{\mathbb{M}}\rangle, \dots, H^{N-1} |e_{\mathbb{M}}\rangle], \quad (5)$$

also known as the Krylov matrix of H generated by $|e_{\mathbb{M}}\rangle$ [53, 54]. The r -th column of $W_{\mathbb{M}}$ is given by $[W_{\mathbb{M}}]_{*r} = H^{r-1} |e_{\mathbb{M}}\rangle$ (* denoting all indices) and its element

$$[W_{\mathbb{M}}]_{sr} = \sum_{m \in \mathbb{M}} [H^{r-1}]_{sm} \quad (6)$$

yields the sum over weighted walks—in the sense of Eq. (4)—of length $r - 1$ from vertex s to all vertices in \mathbb{M} .

We call two vertices u, v *walk equivalent* [55] relative to \mathbb{M} if their summed walks to \mathbb{M} are equal for any walk length r , that is, if the corresponding rows of $W_{\mathbb{M}}$ are equal,

$$[W_{\mathbb{M}}]_{u*} = [W_{\mathbb{M}}]_{v*}. \quad (7)$$

Conversely, we say that \mathbb{M} then constitutes a *walk multiplet* with respect to $\{u, v\}$; specifically, a walk M -let of size $M = |\mathbb{M}|$ (singlet for $M = 1$, doublet for $M = 2$, etc.) [56].

Examples of walk singlets ($M = 1$) and doublets ($M = 2$) are shown in Fig. 2. There, the weights of the graph in Fig. 1 have also been *parametrized* in two different ways such that the cospectral pair $\{1, 2\}$, and each shown walk multiplet relative to it, are preserved [57]. More specifically, the cospectrality of $\{1, 2\}$ and walk multiplets relative to it remain intact for any arbitrary value—a parameter of H —of edge weights (including loops) which are equal. For instance, in the right parametrization the equal weights $H_{13} = H_{15} = H_{24} = H_{26}$ can be varied together arbitrarily while retaining the cospectrality and walk multiplets of $\{1, 2\}$.

As we will see further below, this cospectrality- and multiplet-preserving parametrization will allow for a flexible tuning of flat bands. In the following, we will first show how the combination of walk equivalence with cospectrality for vertex pairs may be used to generate CLSs and corresponding flat band lattices.

III. FLAT BANDS INDUCED BY WALK EQUIVALENT COSPECTRAL SITES

Let us now consider a graph H with cospectral vertices u, v which are walk equivalent relative to a multiplet \mathbb{M} , like in Fig. 2 (with \mathbb{M} chosen as one of the multiplets \mathbb{M}_μ). Due to cospectrality, any non-degenerate eigenvector $|\varphi_\nu\rangle$ has (or, if degenerate, can be chosen to have) local parity on $\{u, v\}$ [58],

$$\langle u | \varphi_\nu^\pm \rangle = \pm \langle v | \varphi_\nu^\pm \rangle \quad (8)$$

with $+$ ($-$) denoting even (odd) parity. This local parity on the cospectral pair $\{u, v\}$ is equivalent to a symmetry Q of H with $Q^2 = I$ which exchanges u and v , that is, $Q |e_u\rangle = |e_v\rangle$, while acting as a general orthogonal transformation on the complement $\mathbb{H} \setminus \{u, v\}$ [37, 47], as described in detail in Appendix A.

Now, by inserting the spectral decomposition $H = \sum_\nu E_\nu |\varphi_\nu\rangle \langle \varphi_\nu|$ into Eq. (7) and using Eq. (8), one can show [55] that the amplitude sum of any odd $\{u, v\}$ -parity eigenstate over any walk multiplet relative to $\{u, v\}$ vanishes, that is,

$$\sum_{m \in \mathbb{M}} \langle m | \varphi_\nu^- \rangle = \langle e_{\mathbb{M}} | \varphi_\nu^- \rangle = 0, \quad (9)$$

where, in the case of degenerate $|\varphi_\nu^- \rangle$, it has been chosen to be the only $\{u, v\}$ -odd eigenstate to its eigenvalue E_ν , given

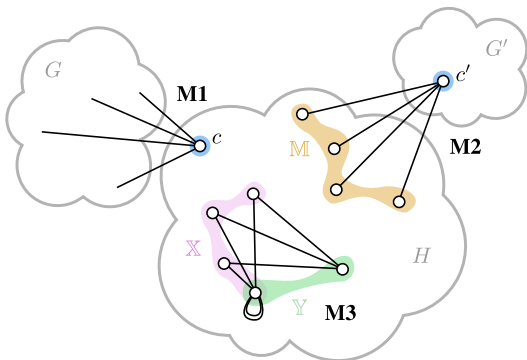


Figure 3. Schematically depicted graph modifications addressed in Sec. III A and Appendix B: (M1) connection of an arbitrary graph G exclusively to a walk singlet c of H , (M2) connection of a walk multiplet \mathbb{M} of H to a single vertex c' of an arbitrary graph G' , (M3) interconnection of two overlapping walk multiplets \mathbb{X} and \mathbb{Y} of H .

by the projection of the vector $|u\rangle - |v\rangle$ onto that degenerate subspace [55]. In particular, $\langle m|\varphi_v\rangle$ vanishes on any walk singlet $\mathbb{M} = \{m\}$. We note that walk singlets are fixed (that is, each mapped onto itself) under the action of Q , as shown in Appendix A.

The generation of flat bands from a latently symmetric H will ultimately consist in converting it into a Bloch Hamiltonian by interconnecting any of its walk multiplets *within the same graph H itself* via edges with corresponding complex weights. To develop and demonstrate the principle step-by-step in the following subsections, we will first provide the necessary graph modification rules in Sec. III A; apply them to construct a periodic 1D lattice, or directly its Bloch Hamiltonian, hosting CLSs in Sec. III B; demonstrate how the corresponding flat bands can be parametrically tuned in Sec. III C; and combine the above in a 2D example in Sec. III D.

A. Graph modifications preserving walk multiplets

As shown in Ref. [55], certain modifications can be performed on a graph H such that the cospectrality of vertex pair $\{u, v\}$ together with the walk multiplets relative to it remain intact. For clarity, we here focus on their simplest form (see Sec. IV below for related generalizations):

The cospectrality of $\{u, v\}$, as well as any walk multiplet \mathbb{M} of H , are preserved in the new graph H' obtained by performing the following modifications:

- (M1) Connection of an arbitrary graph exclusively to any walk singlet c of H via edges of arbitrary weights, whereby all vertices of the added graph become walk singlets in H' ;
- (M2) Connection of all vertices of any walk multiplet of H to a single vertex c' of an arbitrary graph via edges of uniform weight, whereby all vertices of the added graph become walk singlets in H' ;

- (M3) Interconnection of any two walk multiplets of H via edges of uniform weight between all vertices of one multiplet and each vertex of the other (added to any already existing edge weights),

where any walk multiplet is implied relative to $\{u, v\}$. In Appendix B we provide brief proofs of the above properties in their general form. A generic schematic of the modifications is given in Fig. 3. Note that if the two multiplets in (M3) overlap (that is, have common vertices), then the vertices in the overlap are interconnected by double (additional) edges, like the double loop in Fig. 3; see Appendix B.

In the following, we will employ the above modifications (M1)–(M3) for the construction of flat band lattices, illustrated in concrete examples.

B. Flat bands via walk multiplet interconnections

In the following principle for constructing flat band lattices, an original latently symmetric Hamiltonian H featuring walk multiplets will be used as a unit cell of a lattice with Hamiltonian H^\sharp . The unit cells are interconnected using the modifications described above in Sec. III A. In this way, the latent symmetry in any copy of H is inherited by the whole lattice in the sense that it remains present after the interconnection.

In Fig. 4 (top), we illustrate the modifications (M1)–(M3) as applied to our example Hamiltonian H of Fig. 1 to create a periodic lattice H^\sharp with H as a unit cell. First, for a given reference cell H (the cell with labeled sites in Fig. 4; simply “cell” will mean “unit cell” from here on), we connect the walk singlet $\{8\}$ to sites 1, 2 in the cell above and the doublet $\{1, 2\}$ to site 8 in the cell below. Thus, the cospectrality of the pair $\{1, 2\}$ and relative multiplets are preserved by simultaneous application of (M1) (connecting a singlet to the graph above) and (M2) (connecting a multiplet to the graph below). Note that, after this interconnection, all sites in the remainder of the lattice (outside the reference cell) are singlet relative to $\{1, 2\}$ in the reference cell. Second, in the resulting graph, we apply (M3) by interconnecting the doublet $\{3, 4\}$ with the site 7 of the cell above (a singlet relative to $\{1, 2\}$ in the reference cell) and the singlet $\{7\}$ to sites 3, 4 of the cell below (both singlets relative to $\{1, 2\}$ in the reference cell).

Note that the same interconnections as for the reference cell to adjacent cells can be performed simultaneously for all periodically arranged copies of H , without affecting the cospectrality of $\{u, v\} = \{1, 2\}$ in the reference cell. Thus, since the reference cell is chosen arbitrarily, each unit cell in H^\sharp inherits the cospectral pair $\{u, v\}$ (in local labeling for that cell) and its relative walk multiplets from the isolated graph H .

The inter-cell connection scheme previously outlined can be more compactly expressed directly at the level of the Bloch Hamiltonian $H_{\mathbf{k}}$ of the lattice. $H_{\mathbf{k}}$ is generally obtained by Fourier transformation of the lattice Hamiltonian elements [59] as

$$[H_{\mathbf{k}}]_{mn} = \sum_{\ell} e^{i\mathbf{k}\cdot\ell} \langle m|H^\sharp|n_\ell\rangle, \quad (10)$$

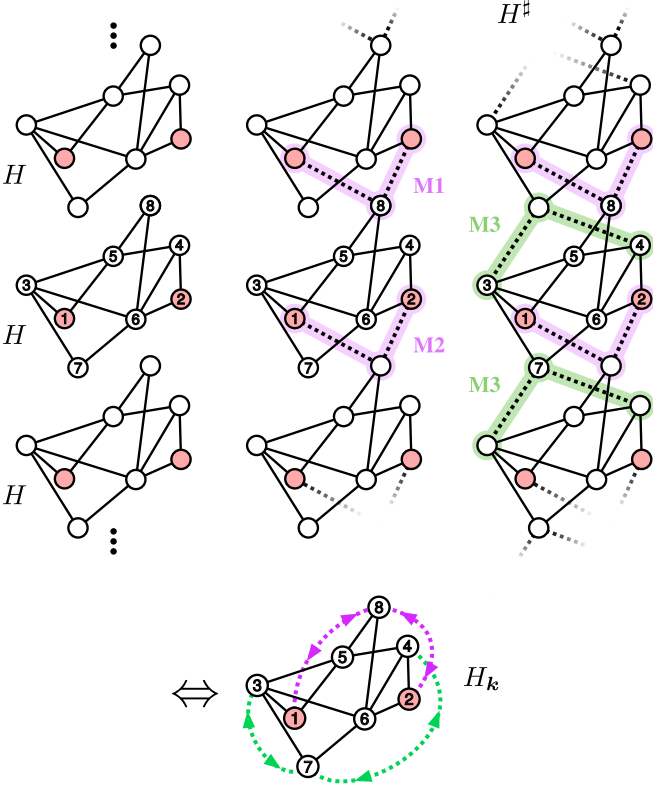


Figure 4. *Top*: Construction of a lattice Hamiltonian H^\sharp using the Hamiltonian H of Fig. 1 as an isolated unit cell, via modifications (M1)–(M3) of Sec. III A with respect to its cospectral site pair $\{1, 2\}$: For each of the copies of H (left), setting the labeled graph as reference, first we connect the walk singlet $\{8\}$ to sites 1, 2 of the cell above using (M1) and the walk doublet $\{1, 2\}$ to site 8 of the cell below using (M2) (middle), and then connect the walk multiplets $\{3, 4\}$ and $\{7\}$ to walk singlets of the resulting graph using (M3) (right), with inter-cell connections h indicated by dotted lines. *Bottom*: The Bloch Hamiltonian $H_{\mathbf{k}}$ corresponding to the lattice Hamiltonian H^\sharp can be constructed from H via (M3) by interconnecting the singlet $\{8\}$ ($\{7\}$) to the doublet $\{1, 2\}$ ($\{3, 4\}$), though with complex Hermitian couplings $he^{\pm i\mathbf{k}\cdot\mathbf{L}}$ indicated by purple (green) double-headed dotted lines, with $\mathbf{k} = |\mathbf{k}|$ and lattice constant L ; see Sec. III B.

where $|n_\ell\rangle$ is the orbital $|n\rangle$ in the cell at position ℓ , with $|n\rangle \equiv |n_{\ell=0}\rangle$ for the reference unit cell at $\ell = \mathbf{0}$. The eigenvalues $E_\nu(\mathbf{k})$ of $H_{\mathbf{k}}$ constitute the band structure of the lattice. Interconnections between *different* cells in the lattice graph H^\sharp (e.g. with some coupling $\langle m|H^\sharp|n_\ell\rangle = h \in \mathbb{R}$ between sites $m, n_{\ell \neq 0}$) are equivalent to the corresponding interconnections in the *single* cell graph H , though additionally weighted with conjugate Bloch phases (i.e. coupling $[H_{\mathbf{k}}]_{mn} = [H_{\mathbf{k}}]_{nm}^* = he^{i\mathbf{k}\cdot\ell}$ between sites m, n). This is shown in Fig. 4 (bottom) for the example lattice. The resulting Bloch graph $H_{\mathbf{k}}$ is directed, with complex conjugate edge weights in opposite directions between any vertex pair being interconnected. In fact, $H_{\mathbf{k}}$ can be seen as resulting from the cospectrality-preserving modification (M3) (interconnection of two walk multiplets) on H , though with additional uniform prefactors $e^{\pm i\mathbf{k}\cdot\ell}$ in either direction of the connection

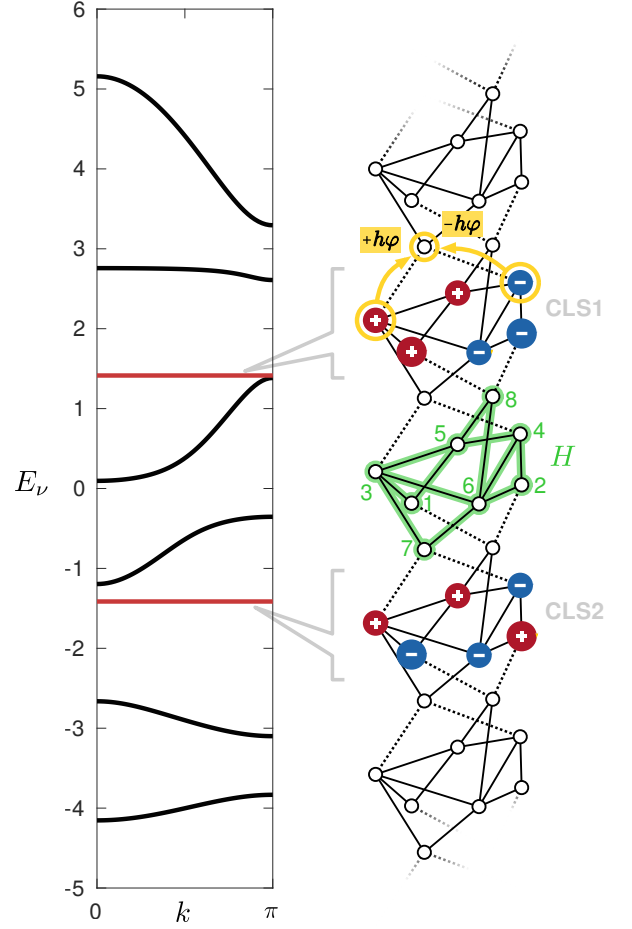


Figure 5. Band structure (left) of the lattice H^\sharp in Fig. 4, with unit intra-cell couplings and inter-cell couplings $h = 2$. It features two flat bands at $E = \pm\sqrt{2}$ (red lines) corresponding to the two latent-symmetry induced CLSs “CLS1” and “CLS2” depicted (right). The CLS amplitudes are real with indicated relative sign + (red) and – (blue), with magnitudes proportional to circle areas. The isolated unit cell Hamiltonian H and site labeling are highlighted (green) in the middle. An example of destructive interference of one of CLS1’s amplitudes on the connected site of an adjacent cell is indicated by (orange) arrows, with $\pm\varphi$ denoting the amplitude on the walk doublet $\{3, 4\}$. Energies are in units of the uniform intra-cell site couplings, and lengths in units of the lattice constant $L = 1$ (quasimomentum \mathbf{k} in units of $1/L$).

(see Fig. 4). In Appendix C we explicate that site pair cospectrality and corresponding latent symmetry are preserved under walk multiplet interconnections (M3) with complex Hermitian coupling weights.

Let us now explain how the multiplet interconnection described above can induce CLSs and corresponding flat bands for the resulting lattice. Specifically, any $\{u, v\}$ -odd eigenstate $|\varphi_{\nu}^{-}\rangle$ of the initially isolated unit cell H constitutes a CLS in the lattice H^\sharp constructed via multiplet interconnection between unit cells. Indeed, consider the infinite-length column vector $|\varphi_{\nu}^{-}\rangle$ defined to have the components of $|\varphi_{\nu}^{-}\rangle$ on the cell at ℓ , padded with zeros on all other cells $\ell' \neq \ell$, that is: $\langle n_{\ell'}|\varphi_{\nu}^{-}\rangle = \langle n|\varphi_{\nu}^{-}\rangle \delta_{\ell\ell'}$. In other words, $|\varphi_{\nu}^{-}\rangle$ is a

CLS occupying the cell at ℓ .

Notice now that $|\varphi_{\nu;\ell}^- \rangle$ is an eigenstate of the lattice Hamiltonian H^\sharp to the eigenenergy E_ν (the eigenenergy of $|\varphi_{\nu}^- \rangle$ in the isolated cell H). To see this, let us write H^\sharp in the form

$$H^\sharp = \bigoplus_{\ell} H + \sum_{\ell \neq \ell', \mathbb{X}, \mathbb{Y}} \left(h_{\mathbb{X}\mathbb{Y}}^{\ell\ell'} |e_{\mathbb{X};\ell} \rangle \langle e_{\mathbb{Y};\ell'}| + \text{h.c.} \right), \quad (11)$$

where H is repeated on the block-diagonal and $|e_{\mathbb{X};\ell} \rangle \langle e_{\mathbb{Y};\ell'}|$ contains the off-diagonal block coupling multiplet \mathbb{Y} in cell ℓ' to multiplet \mathbb{X} in cell ℓ with uniform coupling strength $h_{\mathbb{X}\mathbb{Y}}^{\ell\ell'}$, and zeros otherwise ($|e_{\mathbb{X};\ell} \rangle$ being the infinite column with components $|e_{\mathbb{X}} \rangle$ on cell ℓ and zeros otherwise)—see e. g. colored couplings in Fig. 4 (top right). Now, acting with H^\sharp on $|\varphi_{\nu;\ell}^- \rangle$ directly yields

$$H^\sharp |\varphi_{\nu;\ell}^- \rangle = E_\nu |\varphi_{\nu;\ell}^- \rangle, \quad (12)$$

since $H |\varphi_{\nu}^- \rangle = E_\nu |\varphi_{\nu}^- \rangle$ for block ℓ (corresponding to the only cell occupied by $|\varphi_{\nu;\ell}^- \rangle$), while $\langle e_{\mathbb{X};\ell} | \varphi_{\nu;\ell}^- \rangle = \langle e_{\mathbb{X}} | \varphi_{\nu}^- \rangle = 0$ by Eq. (9).

As an example, the lattice constructed in Fig. 4 features two different CLS types, which are illustrated in Fig. 5 (right panel) in two different unit cells of the lattice. The orange arrows indicate an example of how the CLS amplitudes cancel out (interfere destructively) on a neighboring cell site upon action of H^\sharp due to the multiplet condition, Eq. (9).

Analogously to the above, $|\varphi_{\nu}^- \rangle$ is an eigenvector of the Bloch Hamiltonian $H_{\mathbf{k}}$ constructed from H via multiplet interconnections. More specifically, $H_{\mathbf{k}}$ can be written as

$$H_{\mathbf{k}} = H + \sum_{\ell, \mathbb{X}, \mathbb{Y}} \left(h_{\mathbb{X}\mathbb{Y}}^{\ell} e^{i\mathbf{k} \cdot \ell} |e_{\mathbb{X}} \rangle \langle e_{\mathbb{Y}}| + \text{h.c.} \right), \quad (13)$$

summing over all interconnected multiplet pairs \mathbb{X}, \mathbb{Y} with \mathbb{Y} in cell ℓ and \mathbb{X} in the reference cell $\ell \equiv \mathbf{0}$ connected with uniform coupling weight $h_{\mathbb{X}\mathbb{Y}}^{\ell}$. Acting with $H_{\mathbf{k}}$ on $|\varphi_{\nu}^- \rangle$ immediately yields

$$H_{\mathbf{k}} |\varphi_{\nu}^- \rangle = E_\nu |\varphi_{\nu}^- \rangle, \quad (14)$$

again due to Eq. (9). This holds for any \mathbf{k} , so $|\varphi_{\nu}^- \rangle$ corresponds to a flat band at the \mathbf{k} -independent eigenenergy E_ν in the band structure of the lattice.

In Fig. 5, the band structure of the lattice constructed in Fig. 4 is shown. As we see, there are two flat bands at $E = \pm\sqrt{2}$, corresponding to the two CLSs ‘‘CLS1’’ and ‘‘CLS2’’ depicted on the right, with odd parity on the cospectral sites $\{1, 2\}$.

The above construction of CLSs and flat bands from latent symmetry and walk multiplets can be seen as a generalization of the construction from local permutation symmetries Π which are involutory ($\Pi^2 = I$) and leave certain sites of the unit cell fixed. If n is such a fixed site, i. e. $\Pi |n\rangle = |n\rangle$, then any eigenstate $|\varphi\rangle$ with odd parity under Π has $\langle n | \varphi \rangle = \langle n | \Pi^2 \varphi \rangle = -\langle n | \varphi \rangle = 0$, that is, has a node (vanishing amplitude) on the fixed site. Interconnecting unit cells into a lattice by coupling such Π -fixed sites from cell to cell, any Π -odd eigenstate of the isolated unit cell

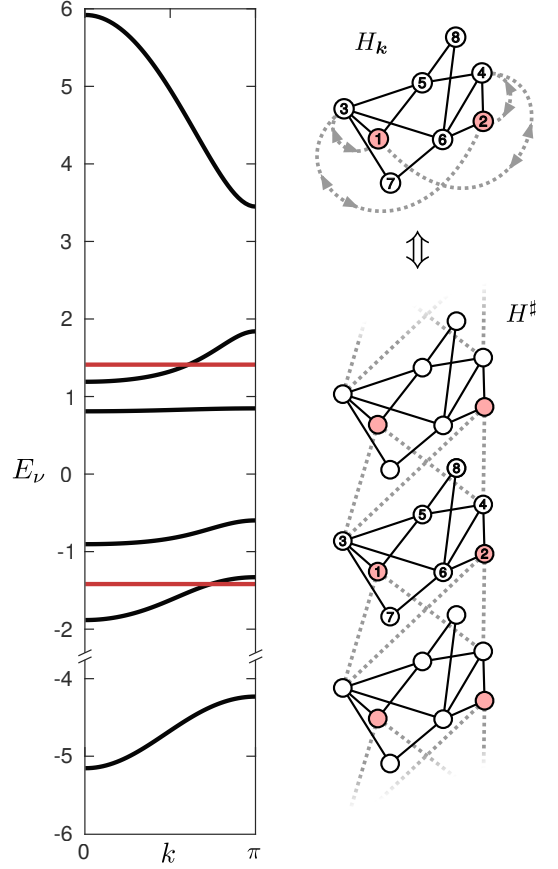


Figure 6. Band structure (left) of a lattice constructed from H in Fig. 1 as a unit cell by interconnecting its walk doublets $\{1, 2\}$ and $\{3, 4\}$ as indicated by dotted edges in $H_{\mathbf{k}}$ and H^\sharp (right), with unit intra-cell couplings and inter-cell couplings $h = 2$. The two flat bands at $E = \pm\sqrt{2}$ (red lines) correspond to the same CLSs as in Fig. 5.

yields a CLS and thus a corresponding flat band for the lattice. This scenario constitutes a special case of the construction described in the present work (based on walk equivalent cospectral sites), where (a) the cospectral sites are related by a common permutation symmetry exchanging those sites and (b) the unit cells are interconnected via walk singlets relative to the pair of exchanged sites [60]. We note that such a local exchange symmetry is, in turn, a special case of general local permutation symmetries inducing CLSs, as addressed in Ref. [29] in terms of so-called *equitable partitions* of graphs. Relating that approach to latent symmetries involving site subsets \mathbb{S} of more than two sites is an interesting direction of further research.

We stress that in the present case (Fig. 5), the zeros of the CLSs within the unit cell (on sites 7, 8) are not induced by any permutation symmetry of the cell fixing those nodal sites, but rather by latent symmetry and walk equivalence (of the cospectral sites relative to walk singlets), as described above.

For simplicity, we have applied walk singlet-to-doublet inter-cell connections in the above example (Figs. 4 and 5). It is clear from the above, however, that the procedure to gen-

erate flat bands applies naturally for any walk multiplet interconnection as inter-cell coupling; see Eqs.(13) and (14).

As an example, in Fig.6 we start with the same graph H (as in Fig.4) but now interconnect the walk doublets $\{1, 2\}$ and $\{3, 4\}$ in H_k , i. e. each site 1, 2 to both 3, 4 with complex Hermitian couplings (including Bloch phases), and corresponding real inter-cell couplings in H^\sharp , as explained above. This lattice maintains the same CLSs and flat bands as before (Fig.5), though generally with modified dispersive bands.

In general, any Hermitian walk multiplet interconnection (M3) with complex Bloch phases, applied to a unit cell H , is mapped to an inter-cell connection in the lattice Hamiltonian H^\sharp preserving the latent symmetry in each cell. This allows for great flexibility in generating flat bands with a given latently symmetric prototype cell.

To summarize, the proposed flat band construction principle consists in

- (i) starting with a Hamiltonian H in the form of a graph having two latently exchange-symmetric, cospectral vertices $\{u, v\}$,
- (ii) identifying walk multiplets of H relative to $\{u, v\}$, and
- (iii) using H as the unit cell of a lattice constructed by periodically interconnecting any walk multiplet of each cell to any walk multiplet of other cells (which can be neighboring cells but also more remote ones).

The resulting lattice H^\sharp then features a flat band for each eigenstate $|\varphi_\nu^-\rangle$ of H with odd parity on $\{u, v\}$, which becomes a macroscopically degenerate CLS in H^\sharp occupying one unit cell.

C. Parametric invariance of latent symmetry flat bands

It is important to notice that the generation of CLSs and resulting flat bands from latent symmetry and walk multiplets of a graph H is not restricted to a fixed set of edge weight values H_{mn} . Indeed, there is a certain freedom in changing H 's elements *parametrically* while still inducing flat bands from the same latent symmetry and walk multiplets. Specifically, this parametrization means that there exist groups of the elements H_{mn} which can be set to a common arbitrary real value per group, without breaking the given latent symmetry and selected walk multiplets. For example, the weight parametrizations shown in Fig.2 preserve the cospectrality of $\{u, v\}$ as well as the multiplets interconnected to form the lattice in Fig.4. Thus, when varying the weight parameters (that is, the common value of each group of elements H_{mn}), flat bands are still induced for the constructed lattice. Their energy positions, however, generally depend on the weight parameters, which allows for tuning the flat bands relative to the rest of the band structure.

We demonstrate this parametric invariance of the flat bands for our navigating example graph in Fig.7, where the band edges for the lattice in Fig.5 are plotted for a continuous variation of selected couplings in the unit cell. Specifically, using the cospectrality- and multiplet-preserving edge weight

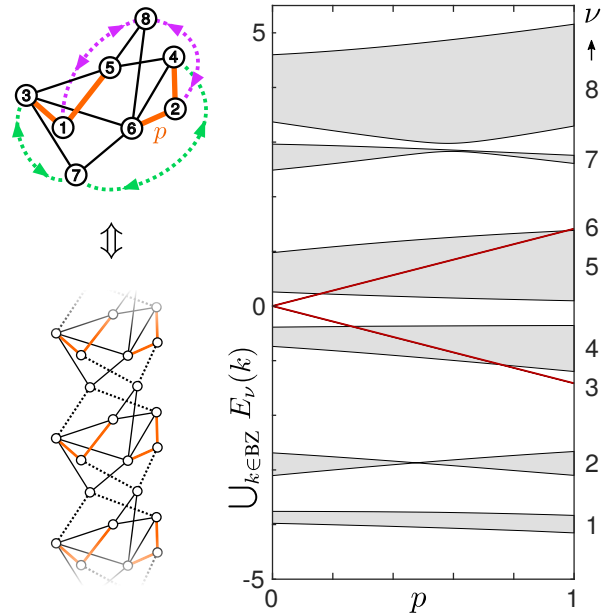


Figure 7. Band edges (black lines) and band projections $\bigcup_{k \in \text{BZ}} E_\nu(k)$ (gray shades) of the bands $E_\nu(k)$ over the Brillouin zone (BZ) for the lattice in Fig.5 with varying coupling parameter $H_{13} = H_{15} = H_{24} = H_{26} = p$ indicated (orange lines) in the schematic on the left; $p = 1$ corresponds to the band structure in Fig.5. The two flat bands induced by latent symmetry of sites 1, 2 occur at any p , with energies varying in p (thick red lines).

parametrization of Fig.2 (right), a selected subset of couplings is set to a common varying value p (see Fig.7 caption). As we see, while the dispersive band widths vary with p , the flat bands constructed by latent symmetry for $p = 1$ remain flat for any p (see red lines, whose vertical cross sections at any p are single points at the corresponding E_ν). This is in contrast to flat bands that may appear ‘‘accidentally’’ when varying p , as seen e. g. for the second lowest band which becomes flat at a single point around $p \approx 0.4765$.

Further, in this example the upper (lower) flat band energy increases (decreases) linearly with p across the dispersive bands and the gaps between them. This demonstrates the possibility to tune the flat band positions relative to dispersive bands without invoking any apparent symmetry of the unit cell.

D. Flat bands via walk singlet augmentation

Another variation of using the graph modifications in Sec. III A for flat band construction is to first modify a latently symmetric graph H itself, before interconnecting it into a lattice. In particular, using (M2) we can augment H by connecting new vertices to walk multiplets relative to a cospectral pair $\{u, v\}$. In the resulting graph H' , each such new vertex c' will be a walk singlet, which will in turn have vanishing amplitude in any non-degenerate eigenvector with odd parity on $\{u, v\}$; see Eq.(9). This ‘singlet augmentation’ may be used, e. g., to bring a given unit cell into a more preferable shape for

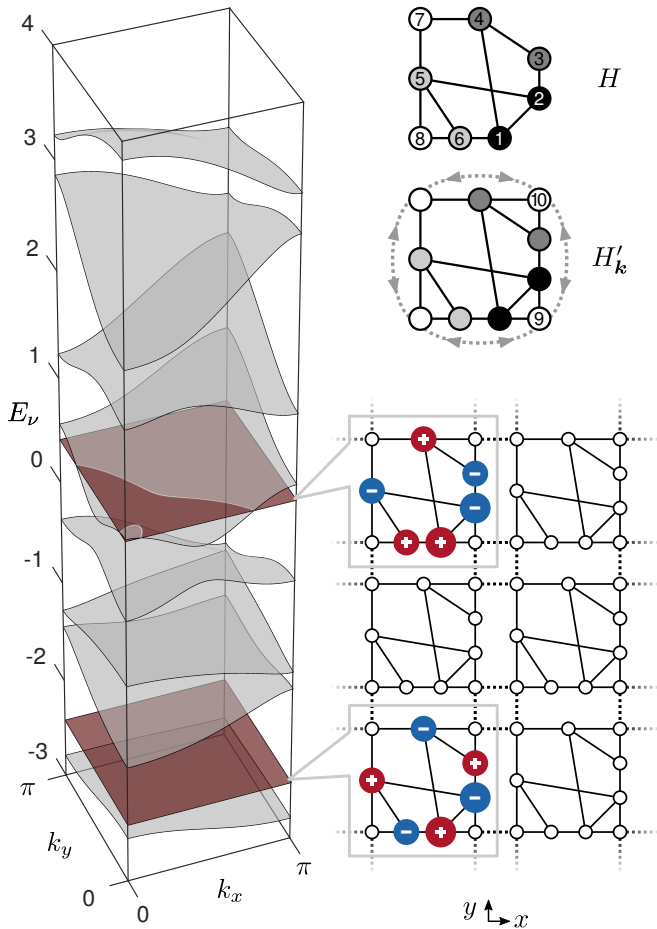


Figure 8. Band structure (left) of a 2D lattice (bottom right) constructed by repetition of an unweighted 8-vertex graph H augmented by two vertices 9 and 10 connected to the graph’s cospectral pair $\{1, 2\}$ and the walk doublet $\{3, 4\}$, respectively (top right), with dotted double-headed edges indicating complex couplings $he^{\pm ik_x(y)L}$ in $\pm x(y)$ -direction in the Bloch Hamiltonian H'_k (see text). Inter-cell edges with unit weight $h = 1$ (dotted lines) connect the walk singlets $\{7, 8, 9, 10\}$ of the graph in x - and y -direction, preserving its two CLSs (depicted in the lattice; colormap as in Fig. 5) which correspond to two flat bands at $E = \pm\sqrt{2} - 1$.

connection into a lattice.

We demonstrate this procedure by constructing a 2D flat band lattice in Fig. 8. The original 8-vertex graph H (upper right of figure) has four doublets relative to the cospectral pair $\{u, v\} = \{1, 2\}$. The graph has two eigenvectors with odd $\{u, v\}$ -parity which vanish on those singlets. Note that, like the graph in Fig. 2, also this one can be parametrized in its edge weights while keeping its latent symmetry and corresponding compact eigenvectors, as we will see below. For simplicity, we first keep its unweighted version. We now connect two new vertices 9 and 10 to two doublets using modification (M2), which thus yields two more singlets on which the previous compact eigenvectors also vanish. Then, we connect the new graph H' into a 2D lattice—similarly to the procedure in Sec. III B—via its four corner singlet vertices, as shown, described by the corresponding Bloch Hamiltonian

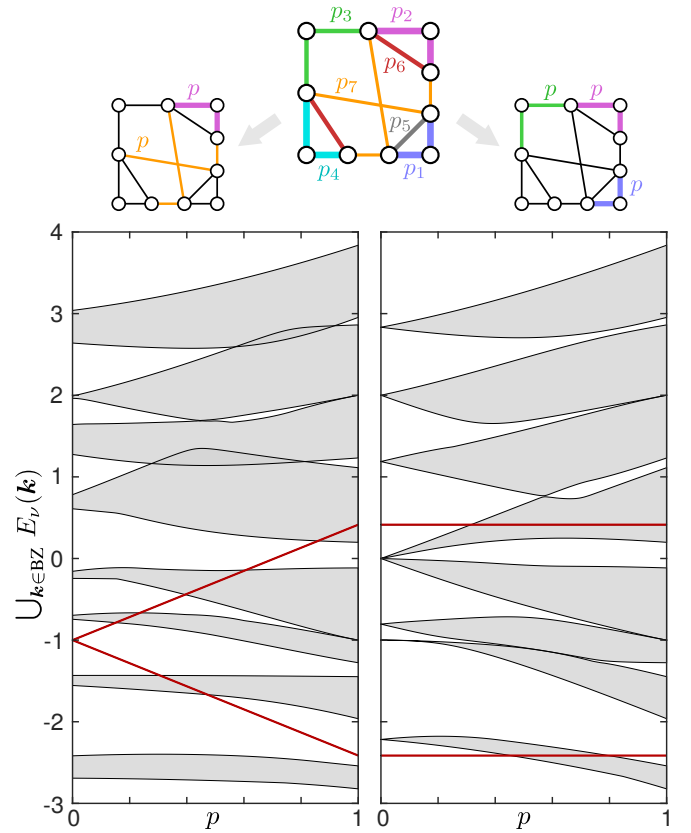


Figure 9. Band edges and projections as in Fig. 7 but for the 2D bands of the lattice in Fig. 8 for varying parameter p in two different cases of the edge weight parametrization as shown at the top; $p = 1$ corresponds to the band structure in Fig. 8.

H'_k . The resulting band structure $E_\nu(\mathbf{k})$ features two flat bands at $E = \pm\sqrt{2} - 1$, with the corresponding CLSs depicted in two unit cells of the lattice.

We emphasize that the CLSs are induced by the latent symmetry of the site pair $\{1, 2\}$, and not by a permutation symmetry of the lattice cell. Specifically, the cell is indeed reflection symmetric about one diagonal (the line passing through sites 7 and 9), and the CLSs are odd under this reflection with nodes on this diagonal, as expected (recall discussion on permutation symmetry Π in Sec. III B). This symmetry does not explain, however, the other two CLS nodes at sites 8 and 10. Each of those are instead fixed under the latent symmetry operation Q (see Appendix A) induced by the cospectrality between u, v . In fact, a general weight parametrization preserving the walk multiplet structure violates the cell’s reflection symmetry, though retains the compactness of the CLSs, that is, their nodes on the singlet sites, and the corresponding flat bands.

The latter is demonstrated in Fig. 9, where a cospectrality- and multiplet-preserving parametrization of the edge weights by real parameters $p_{i=1,2,\dots,7}$ is considered (top panel). Parametrization of the onsite elements, or loops, is also possible but not shown for simplicity. The band edge evolution for two parametrical variations is plotted. In the first case (left plot), we set $p_2 = p_7 = p$ (other intracell hoppings to unity)

and vary p , whereby the flat bands (red lines) are preserved with linearly varying energy. In the second case (right plot), we set $p_1 = p_2 = p_3 = p$ (other intracell hoppings again equal unity), whose variation modifies the dispersive bands but leaves the flat band energies fixed. We thus see that such parametrizations of the unit cell Hamiltonian preserving its latent symmetry, together with the chosen inter-cell couplings (whose variation, not shown here, evidently also preserves the latent symmetry), can be used to tune the induced flat bands flexibly in relation to the surrounding band structure.

Finally, we note that in this example we interconnected the unit cells via their corner walk singlets for simplicity. One could instead, or additionally, interconnect larger multiplets between the cells, still preserving the same CLSs and concomitant flat bands—though generally changing the dispersive bands. For example, the walk doublet $\{3, 4\}$ (see Fig. 8) of the cell at each ℓ could be connected diagonally in the lattice to the doublet $\{5, 6\}$ of the cell at $\ell + L\hat{x} + L\hat{y}$.

IV. DISCUSSION

Having demonstrated how latent symmetry, in combination with walk multiplets, may be employed to induce flat bands, let us now discuss some aspects and extensions of the presented framework.

A. Number and spatial extension of CLSs

In each of the above examples, Figs. 5 and 8, there were two CLSs per unit cell associated with a cospectral site pair $\{u, v\}$ in H . As mentioned above, the number of such CLSs depends on the structure of the graph used as a cell. Specifically, the number of eigenstates of H with odd $\{u, v\}$ -parity is given by the dimension of the Krylov subspace generated by the vector $|- \rangle \equiv |u\rangle - |v\rangle$ [58], that is, the rank of the corresponding Krylov matrix $[|- \rangle, H|- \rangle, H^2|- \rangle, \dots, H^{N-1}|- \rangle]$. Also, there may be more than one cospectral pair in the graph H , each of which may induce different CLSs in a corresponding multiplet-interconnected lattice. Of course, such latently symmetric cospectral pairs may further coexist with cospectral pairs corresponding to permutation symmetries swapping two vertices u, v . Clearly, for such pairs *all* other sites in H are walk singlets, with corresponding CLSs confined to $\{u, v\}$ in each lattice cell. In the examples shown here, we have chosen cell graphs having only latent symmetries for clarity.

Note, further, that in the above flat band construction scheme (see Sec. III B) we have explicitly considered the original graph H (or some augmented one, see Sec. III D) as the unit cell of the generated lattice H^\sharp . The induced CLSs then occupy $U = 1$ unit cell each, using the number of occupied unit cells U as a flat band classifier [27] (recently generalized accordingly for lattice dimensions $d > 1$ [61]). One could in principle, however, start with a supercell H' of a target lattice H^\sharp , consisting of $U > 1$ interconnected copies of H , and look for new cospectral pairs $\{u', v'\}$ which are not cospectral in H . Then, CLSs induced by $\{u', v'\}$ -odd eigenstates of H'

will generally occupy $U > 1$ primitive unit cells within the supercell. The key challenge here would be to design inter- H connections which coincide with walk multiplet interconnections between supercells H' . We leave this endeavour for future work.

B. Generalizations of walk multiplets

The concept of walk multiplets can be generalized [55] by replacing the indicator vector of \mathbb{M} in Eq. (5) with a nonuniform version $|e_{\mathbb{M}}^\gamma\rangle$, with a tuple γ of generally different amplitudes

$$\gamma_m = \langle m | e_{\mathbb{M}}^\gamma \rangle \quad (15)$$

for $m \in \mathbb{M}$ and 0 otherwise. $\gamma_m = 1$, up to a global factor, corresponds to the uniform walk multiplets considered so far. If a new vertex c' is connected to \mathbb{M} via those weights γ_m , then the associated cospectrality is preserved and c becomes a walk singlet if Eq. (7) is fulfilled—now with the walk matrix generated by $|e_{\mathbb{M}}^\gamma\rangle$. In other words, the modification (M2) of Sec. III A is generalized to such nonuniform walk multiplets, as is, similarly, the multiplet-interconnection (M3); see Appendix B. A particular case is that of *overlapping* uniform multiplets \mathbb{M}_μ ($\mu = 1, 2, \dots$), whose union yields a nonuniform multiplet with indicator vector $|e_{\mathbb{M}}^\gamma\rangle = \sum_\mu |e_{\mathbb{M}_\mu}\rangle$, where $|e_{\mathbb{M}_\mu}\rangle$ is the usual indicator vector of multiplet \mathbb{M}_μ . An example is schematically shown as overlapping multiplets \mathbb{X} and \mathbb{Y} in Fig. 3.

Another variation is to consider walk *anti-equivalence* by replacing Eq. (7) with $[W_{\mathbb{M}}]_{u*} = -[W_{\mathbb{M}}]_{v*}$. In this case, \mathbb{M} is a walk *anti-multiplet* relative to $\{u, v\}$ and the role of parity is swapped: Now the eigenvectors $|\varphi_v^\pm\rangle$ with *even* parity on $\{u, v\}$ become CLSs, with vanishing amplitudes on anti-singlets [55]. These generalizations of the concept of walk multiplets offer an even larger flexibility in generating flat band lattices from graphs with latent symmetries.

C. Occurrence and construction of latently symmetric graphs

In all of the above, we have assumed that the original graph H is latently exchange-symmetric, that is, features some pair of vertices u and v which are cospectral but not exchange-symmetric in H . We also assumed the given graph to feature some walk multiplets relative to $\{u, v\}$. The aim was to show how these properties, when given, can be used instead of common symmetries—that is, permutation symmetries commuting with H —to induce CLSs and corresponding flat bands for periodic lattice structures.

The systematic construction of latently symmetric graphs is far from trivial. To date, and to the best of our knowledge, there is indeed no general procedure for constructing undirected, latently symmetric graphs; it is rather a subject of ongoing research. One approach is based on “unpacking” the isospectrally reduced form of a graph [38], by applying partial fraction decomposition to its functional dependence on

the eigenvalue E , and then accordingly constructing a generally directed graph with complex weights. Another recent, semi-empirical approach [62], starts from a graph with trivially cospectral vertices—that is, induced by some permutation symmetry—which is then modified by adding vertices and edges such that the permutation symmetry is broken while the cospectrality is not.

In fact, the defining property of vertex cospectrality, Eq. (2) evaluated up to $r = N - 1$, makes it straightforward to resort to numerical iteration for verifying it. In this spirit, Ref. [62] reports on the occurrence of latently symmetric graphs out of all possible unweighted graphs of given small size. Specifically, we have created a database of all unweighted graphs (adjacency matrices) of size up to $N = 11$ which have at least one cospectral vertex and *no* permutation symmetry. For $N \leq 7$, there is no such graph. For $N = 8, 9, 10, 11$, there are 78, 2 247, 78 489, 3 714 397 such graphs, respectively. Although this is, in each case, a small portion ($\approx 7.0, 8.6, 10.0, 4.7 \%$) of all possible graphs, the analysis shows that there is a substantial number of latently symmetric unweighted graphs even for such small sizes. This means that latent symmetry would in principle not be hard to design in a targeted setup, consulting e. g. the above database.

For larger graphs ($N \gg 1$), there is numerical evidence that the occurrence of latent symmetries is correlated to that of common permutation symmetries, in the sense that their percentage has been found to follow the same trend when varying a structural parameter for a class of randomly generated graphs, as stated in Ref. [45]. The exact reason for this behavior is an open question.

In the same manner as cospectral vertices, we identify walk multiplets relative to a cospectral pair $\{u, v\}$ of a given graph by scanning through all vertex subsets of all possible sizes for those that fulfill Eq. (7). For the graphs available in the above database, we have observed that, typically, the graphs have multiple walk multiplets (relative to the featured cospectral pair(s)) for each multiplet size—although there are e. g. cases where walk singlets are absent—with the number of multiplets typically increasing with their size. Also, there is always at least one walk doublet, namely the cospectral pair itself. The walk multiplet structure is further enriched by considering their generalized version (nonuniform and anti-multiplets, see Sec. IV B above), as described in detail in Ref. [55]. The relation of general walk multiplets to the structure of eigenvectors of graphs with cospectral vertices is an interesting topic to be pursued.

V. CONCLUSIONS

We have shown how flat bands can be induced by *latent symmetry* between a pair of sites in the unit cells of discrete lattices. This symmetry is revealed as an exchange permutation symmetry of the effective Hamiltonian upon reduction of the cell over the site pair subsystem, and imposes odd or even local parity of the original Hamiltonian eigenstates on those two sites. Using recent concepts and tools from graph theory, where latent symmetry takes the form of *cospectrality*

between two vertices, we propose a framework for generating flat bands from the structural properties of graphs lacking permutation symmetries. The key ingredient is the occurrence of *walk equivalence* of cospectral vertices relative to vertex subsets called *walk multiplets*. This signifies a collective symmetry between possible walks along the edges of a graph from its cospectral vertices to a given walk multiplet, expressed in terms of corresponding *walk matrices*. Crucially, the amplitude sum on walk multiplets vanishes for any non-degenerate eigenvector with odd parity on cospectral vertices.

When connecting the graph as a unit cell into a lattice via its walk multiplets, those eigenvectors constitute compact localized states (CLSs) forming flat bands within an otherwise dispersive band structure. We illustrate the scheme for 1D and 2D lattices using simple graphs with cospectral sites. A generalization to more complex cell geometries, possibly with multiple latent symmetries, and to higher dimensional lattices is straightforward. As we demonstrate, the latent symmetry persists over flexible parametrizations of the lattice Hamiltonian elements, making the induced flat bands systematically tunable. This should allow for a feasible generation of flat bands from latent symmetries in various realization platforms such as, e. g., photonic waveguide arrays or electric circuit networks, with tailored inter-site connections. We thus offer a fundamental insight into a class of CLSs originating from hidden Hamiltonian symmetries, which may also provide a valuable tool in designing flat band setups.

ACKNOWLEDGMENTS

We thank Jens Kwasniok for helpful discussions regarding Q -matrices and walk multiplets. Funding by the Deutsche Forschungsgemeinschaft under grant DFG Schm 885/29-1 is gratefully acknowledged. M.P. is thankful to the ‘Studienstiftung des deutschen Volkes’ for financial support in the framework of a scholarship.

Appendix A: Cospectrality from walk matrices and orthogonal symmetry

We here give a brief account on the orthogonal symmetry matrix Q describing vertex cospectrality. The purpose is to provide an insightful connection between the latent symmetry of a graph, upon reduction over two cospectral vertices, and the underlying symmetry operation exchanging those vertices in the original graph. The description is adapted from Ref. [51] to a graph with N vertices \mathbb{H} and symmetric weighted adjacency matrix H .

First, consider two arbitrary subsets $\mathbb{U}, \mathbb{V} \subseteq \mathbb{H}$ with walk matrices

$$W_{\mathbb{X}} = [|e_{\mathbb{X}}\rangle, H |e_{\mathbb{X}}\rangle, \dots, H^{N-1} |e_{\mathbb{X}}\rangle] \quad (\text{A1})$$

for the indicator vectors $|e_{\mathbb{X}}\rangle$, $\mathbb{X} = \mathbb{U}, \mathbb{V}$. If $W_{\mathbb{V}}$ is invertible (that is, has full rank N), then the matrix

$$Q_{\mathbb{U}\mathbb{V}} = W_{\mathbb{U}} W_{\mathbb{V}}^{-1} \quad (\text{A2})$$

commutes with H , thus representing a general symmetry transformation. To see this, recall that

$$H^N = \sum_{r=0}^{N-1} c_r H^r \quad (\text{A3})$$

by the Cayley-Hamilton theorem which states that H fulfills its own characteristic equation $\chi(x) = \sum_{r=0}^N a_r x^r = 0$, where $c_r = -a_r/a_N$. Therefore, we have that

$$HW_{\mathbb{X}} = W_{\mathbb{X}}C, \quad \mathbb{X} = \mathbb{U}, \mathbb{V} \quad (\text{A4})$$

where

$$C = \begin{bmatrix} 0 & 0 & \dots & 0 & c_0 \\ 1 & 0 & \dots & 0 & c_1 \\ 0 & 1 & \dots & 0 & c_2 \\ \vdots & \vdots & \ddots & \vdots & \vdots \\ 0 & 0 & \dots & 1 & c_{N-1} \end{bmatrix} \quad (\text{A5})$$

is the companion matrix [53] for H . Thus,

$$\begin{aligned} HQ_{\mathbb{U}\mathbb{V}} &= W_{\mathbb{U}}C W_{\mathbb{V}}^{-1} \\ &= W_{\mathbb{U}}(W_{\mathbb{V}}^{-1}H W_{\mathbb{V}})W_{\mathbb{V}}^{-1} = Q_{\mathbb{U}\mathbb{V}}H. \end{aligned} \quad (\text{A6})$$

Further, if both $W_{\mathbb{U}}$ and $W_{\mathbb{V}}$ are invertible and fulfill

$$W_{\mathbb{U}}^{\top} W_{\mathbb{U}} = W_{\mathbb{V}}^{\top} W_{\mathbb{V}}, \quad (\text{A7})$$

then $Q_{\mathbb{U}\mathbb{V}}$ is orthogonal:

$$\begin{aligned} Q_{\mathbb{U}\mathbb{V}}^{\top} &= [W_{\mathbb{V}}^{-1}]^{\top} W_{\mathbb{U}}^{\top} = \\ &= [W_{\mathbb{V}}^{-1}]^{\top} W_{\mathbb{V}}^{\top} W_{\mathbb{V}} W_{\mathbb{U}}^{-1} = W_{\mathbb{V}} W_{\mathbb{U}}^{-1} = Q_{\mathbb{U}\mathbb{V}}^{-1}. \end{aligned} \quad (\text{A8})$$

With invertible $W_{\mathbb{X}}$ ($\mathbb{X} = \mathbb{U}$ or \mathbb{V}), H has simple eigenvalues [51] E_{ν} (no degeneracies) and then, because $Q_{\mathbb{U}\mathbb{V}}$ commutes with H , it is a polynomial in H . Thus, if H is symmetric, so is $Q_{\mathbb{U}\mathbb{V}}$, and since it is also orthogonal, we obtain that

$$Q_{\mathbb{U}\mathbb{V}} = Q_{\mathbb{U}\mathbb{V}}^{\top} = Q_{\mathbb{U}\mathbb{V}}^{-1}. \quad (\text{A9})$$

Now, if $\mathbb{U} = \{u\}$ and $\mathbb{V} = \{v\}$ constitute two cospectral vertices, we have [47]

$$W_u^{\top} W_u = W_v^{\top} W_v. \quad (\text{A10})$$

Then, if both W_u and W_v are invertible, Eq. (A9) holds for $Q_{\{u\},\{v\}} \equiv Q$ of the main text, that is, $Q^2 = Q^{\top}Q = I$. In particular, since $QW_v = W_u$ and $QH = HQ$, we have that $Q|v\rangle = |u\rangle$ and $Q|u\rangle = |v\rangle$. Thus, being also orthogonal, Q is block-diagonal with one block being the antidiagonal matrix

$$J_{\mathbb{S}} = \begin{bmatrix} 0 & 1 \\ 1 & 0 \end{bmatrix} \quad (\text{A11})$$

swapping u and v in $\mathbb{S} = \{u, v\}$.

Further, for a walk multiplet \mathbb{M} the condition $[W_{\mathbb{M}}]_{u*} = [W_{\mathbb{M}}]_{v*}$, Eq. (7), yields $\langle u|H^r|e_{\mathbb{M}}\rangle = \langle v|H^r|e_{\mathbb{M}}\rangle = \langle v|H^r Q^{\top}Q|e_{\mathbb{M}}\rangle = \langle u|H^r Q|e_{\mathbb{M}}\rangle$ for $k = 0, \dots, N-1$,

where we used $H = H^{\top}$, $QH = HQ$, and $Q|v\rangle = |u\rangle$. Since W_u has full rank, the N columns $H^r|u\rangle$ span an N -dimensional column space, meaning that $Q|e_{\mathbb{M}}\rangle = |e_{\mathbb{M}}\rangle$ (both vectors have equal projections in all N dimensions). Thus, if H has a vertex subset \mathbb{F} consisting of walk singlets, then $[W_s]_{u*} = [W_s]_{v*} \forall s \in \mathbb{F}$, so another block of Q is the $|\mathbb{F}| \times |\mathbb{F}|$ unit matrix $I_{\mathbb{F}}$ leaving the singlet vertices fixed (causing the odd- $\{u, v\}$ -parity eigenvectors to vanish on them).

The remaining orthogonal block $Q_{\mathbb{O}}$ operates on the remaining vertices within $\mathbb{O} = \mathbb{H} \setminus (\mathbb{S} \cup \mathbb{F})$, transforming the corresponding rows of W_v into those of W_u : $[W_u]_{\mathbb{O},*} = Q_{\mathbb{O}}[W_v]_{\mathbb{O},*}$. With vertices labeled accordingly, Q thus has the form

$$Q = J_{\mathbb{S}} \oplus I_{\mathbb{F}} \oplus Q_{\mathbb{O}}. \quad (\text{A12})$$

As an example, for the graph of Fig. 1 the $|\mathbb{O}| \times |\mathbb{O}|$ block is given by $Q_{\mathbb{O}} = \frac{1}{2} \begin{bmatrix} A & B \\ B & A \end{bmatrix}$, with $A = \begin{bmatrix} 1 & 1 \\ 1 & 1 \end{bmatrix}$ and $B = \begin{bmatrix} -1 & 1 \\ 1 & -1 \end{bmatrix}$, where $\mathbb{O} = \{3, 4, 5, 6\}$.

Notice here that, since Q commutes with H , its eigenvector matrix block-diagonalizes H accordingly under similarity transformation. Such a transformation can be seen as reminiscent of the ‘‘Fano detangling’’ procedure of Ref. [28], though here for a cospectral site pair $\{u, v\}$ (instead of a single site) and determined from the walk structure of H .

If the spectrum of H is degenerate or has any eigenvector with vanishing amplitudes on $\{u, v\}$, then W_u and W_v do not have full rank [47, 52] and are thus not invertible. Hence, although a Q matrix still exists, which is unique under the convention of treating eigenvectors vanishing on $\{u, v\}$ as $\{u, v\}$ -even [47], it cannot be obtained directly from Eq. (A2) [63].

Alternatively, the following expression can be used for a Q -matrix (obeying, $Q^2 = Q^{\top}Q = I$ and $Q|u\rangle = |v\rangle$) [37]:

$$Q = P_+ - P_- = I - 2P_-, \quad (\text{A13})$$

where $P_{\pm} = \sum_{\nu} |\varphi_{\nu}^{\pm}\rangle \langle \varphi_{\nu}^{\pm}|$ is the projector onto eigenvectors with \pm -parity on $\{u, v\}$ (P_+ also including eigenvectors vanishing on $\{u, v\}$), chosen in case of degeneracy such that there is at most one eigenvector of each parity non-vanishing on $\{u, v\}$ for any given eigenvalue. This expression is not directly derived from the structure of the graph (specifically, its walk matrices W_u, W_v) but rather invokes the spectral properties of H —that is, one first needs to find its eigenvectors.

Appendix B: General cospectrality-preserving graph extensions and intraconnections

We here show that the cospectrality of a pair $\{u, v\}$ and the walk multiplets relative to it are preserved by the modifications (M1), (M2), and (M3) listed in Sec. III A. Like in Ref. [55], the modifications are now stated in a more general form for nonuniform walk multiplets with weighted indicator vector $|e_{\mathbb{M}}^{\gamma}\rangle$ (see Sec. IV).

For an original weighted adjacency matrix of a graph H , the modified one H' will have the form of a sum

$$H' = A + B \quad (\text{B1})$$

with

$$A = H \oplus G \quad (\text{B2})$$

generally being a block-diagonal matrix (including the case of absent or 0×0 block G) and

$$B = |b_1\rangle \langle b_2| + |b_2\rangle \langle b_1| \quad (\text{B3})$$

being a symmetric sum of rank-one coupling matrices. Setting the $|b_{1,2}\rangle$ to be site subset indicator vectors below, B will express the interconnection of those subsets in the modified graph H' .

The powers of H' , appearing in the corresponding modified walk matrices $W'_{\mathbb{M}}$, are given by

$$[A + B]^r = \sum_{p=0}^r \sum_{\pi(A,B)} \{A^{r-p} B^p\}, \quad (\text{B4})$$

where $\sum_{\pi(A,B)} \{A^{r-p} B^p\}$ denotes the sum of all distinct permutations of A 's and B 's in matrix products with $r-p$ A 's and p B 's; for instance, $AAB + ABA + BAA$ for $r = 3$, $p = 1$. H'^r is thus generally a weighted sum of products of the matrices $H^{r-p} \oplus G^{r-p}$, $[|b_1\rangle \langle b_1|]^{n_1}$, $[|b_2\rangle \langle b_2|]^{n_2}$, $[|b_1\rangle \langle b_2|]^{n_3}$, $[|b_2\rangle \langle b_1|]^{n_4}$ with $p \in \{0, 1, \dots, r\}$ and $n_i \in \{0, 1, \dots, p\}$.

In the following, we briefly prove preservation of cospectrality and walk multiplets under modifications (M1), (M2), (M3), which are depicted schematically in Fig. 3.

1. Singlet extension (M1)

For a singlet c ($\neq u, v$) of H connected symmetrically—i. e., so that H' is symmetric—to an arbitrary graph G with vertices \mathbb{G} , we have $|b_1\rangle = |c\rangle$, which is the indicator vector of c in H' , and $|b_2\rangle = |e_{\mathbb{G}}^\gamma\rangle$, which is the arbitrarily weighted indicator vector of \mathbb{G} , in Eq. (B3).

From Eqs. (B1) and (B4), elements $[H'^r]_{uu} = \langle u|H'^r|u\rangle$ thus only have contributions involving $|u\rangle$ in factors $[H^q]_{uu}$ and $[H^q]_{uc}, [H^q]_{cu}$ for different powers q . For instance, with $\langle c|e_{\mathbb{G}}^\gamma\rangle = 0$, we have $A^2 B^2 A = A^2 (\langle e_{\mathbb{G}}^\gamma|e_{\mathbb{G}}^\gamma\rangle |c\rangle \langle c| + |e_{\mathbb{G}}^\gamma\rangle \langle e_{\mathbb{G}}^\gamma|) A$, whose uu -element becomes $[A^2 B^2 A]_{uu} = [H^2]_{uc} \langle e_{\mathbb{G}}^\gamma|e_{\mathbb{G}}^\gamma\rangle H_{cu}$.

Since $\{u, v\}$ are cospectral in H and c is a walk singlet, those factors $[H^q]_{uu}, [H^q]_{uc}, [H^q]_{cu}$ remain equal under the replacement $u \rightarrow v$, as do, trivially, factors not containing the index u . This yields $[H'^r]_{uu} = [H'^r]_{vv}$, so $\{u, v\}$ remain cospectral in H' .

Similarly, walk matrix elements $[W'_{\mathbb{M}}]_{ur}$ for any walk multiplet \mathbb{M} of H only have contributions involving $|u\rangle$ in factors $[W_{\mathbb{M}}]_{uq}$ and $[H^q]_{uc}$. Thus, since $[W_{\mathbb{M}}]_{uq} = [W_{\mathbb{M}}]_{vq}$ (\mathbb{M} walk multiplet in H) and $[H^q]_{uc} = [H^q]_{vc}$ (c walk singlet in H), we have $[W'_{\mathbb{M}}]_{u*} = [W'_{\mathbb{M}}]_{v*}$, that is, \mathbb{M} is a walk multiplet also in H' .

2. Multiplet extension (M2)

For a walk multiplet \mathbb{M} of H connected symmetrically to a single vertex c' of an arbitrary graph G , we have $|b_1\rangle = |c'\rangle$,

which is the indicator vector of c' in H' , and $|b_2\rangle = |e_{\mathbb{M}}\rangle$ in Eq. (B3). With similar arguments as in Appendix B 1 above, again we get $[H'^r]_{uu} = [H'^r]_{vv}$ and $[W'_{\mathbb{X}}]_{u*} = [W'_{\mathbb{X}}]_{v*}$ for any walk multiplet \mathbb{X} of H .

3. Multiplet interconnection (M3)

If two disjoint walk multiplets \mathbb{X} and \mathbb{Y} of H are symmetrically and fully interconnected—that is, each vertex of one is connected to all of the other, with weights added to any already existing connection—we have $A = H$ in Eq. (B2), with G now being absent, and $|b_1\rangle = |e_{\mathbb{X}}\rangle$, $|b_2\rangle = |e_{\mathbb{Y}}\rangle$ in Eq. (B3). With similar arguments as in Appendix B 1, cospectrality of the pair $\{u, v\}$ and any walk multiplet \mathbb{M} relative to it are preserved in H' . Using the same form of the interconnection matrix B , this also holds if \mathbb{X} and \mathbb{Y} overlap, that is, have common vertices.

Appendix C: Symmetry versus Hermiticity

In this appendix we briefly comment on the relation between vertex cospectrality and latent symmetry when considering a complex Hermitian—as opposed to a real symmetric—Hamiltonian H . Note that, for complex Hermitian H , the cospectrality condition for a pair $\{u, v\}$ in terms of walk matrices, Eq. (A10), is replaced with

$$W_u^\dagger W_u = W_v^\dagger W_v, \quad (\text{C1})$$

with $(\)^\dagger = (\)^{\top*}$ denoting Hermitian conjugation.

It was recently shown [38] that cospectrality of a vertex pair $\{u, v\}$ of a graph H is equivalent to latent symmetry between u and v —that is, the 2×2 reduction $\tilde{H}_{\{u,v\}}$ of H is bisymmetric—if H is symmetric, that is, its graph is undirected. Therefore, to relate vertex cospectrality to latent symmetry, we have assumed a symmetric unit cell Hamiltonian matrix H , which was also chosen real to generally possess a real eigenvalue spectrum.

Nevertheless, if H is modified into a Bloch Hamiltonian $H_{\mathbf{k}}$ exclusively by interconnecting walk multiplets with self-adjoint complex weights (a special case of a directed graph; see $H_{\mathbf{k}}$ in Fig. 4 with each dotted line indicating complex conjugate weights $he^{\pm ik \cdot \ell}$ in either direction), then vertex pair cospectrality does imply corresponding latent symmetry, and vice versa. Indeed, the multiplet interconnection in Appendix B above remains valid in the same form (with $\langle x| = |x\rangle^\dagger$ and “symmetric” replaced by “self-adjoint”) for walk multiplets with indicator vector $|e_{\mathbb{M}}^\gamma\rangle$ weighted by a complex tuple γ (see Eq. (15)). For instance, in $H_{\mathbf{k}}$ in Fig. 4 the singlet $\{8\}$ is connected with complex weight $\gamma_8 = he^{ikL} = [H_{\mathbf{k}}]_{8m} = [H_{\mathbf{k}}]_{m8}^*$ ($m = 1, 2$) to the doublet $\{1, 2\}$ and the singlet $\{7\}$ is connected with complex weight $\gamma_7 = he^{-ikL} = [H_{\mathbf{k}}]_{7m} = [H_{\mathbf{k}}]_{m7}^*$ ($m = 3, 4$) to the doublet $\{3, 4\}$, for some real h .

Now, since such walk multiplet interconnections preserve $\{u, v\}$ -cospectrality and relative multiplets (as shown in Appendix B), in particular $\{u, v\}$ itself remains a walk doublet

in $H_{\mathbf{k}}$:

$$[H_{\mathbf{k}}^r]_{uu} + [H_{\mathbf{k}}^r]_{uv} = [H_{\mathbf{k}}^r]_{vv} + [H_{\mathbf{k}}^r]_{vu} \quad (\text{C2})$$

for all powers $r \in \mathbb{N}$. As a consequence,

$$[H_{\mathbf{k}}^r]_{uv} = [H_{\mathbf{k}}^r]_{vu} \in \mathbb{R} \quad \forall r \in \mathbb{N}. \quad (\text{C3})$$

Thus, the restriction of each power $H_{\mathbf{k}}^r$ to the cospectral pair is bisymmetric, that is, commutes with the 2×2 exchange matrix $J_{\mathbb{S}=\{u,v\}}$, Eq.(A11).

As we showed very recently in Ref. [37], a necessary and sufficient condition for a latent symmetry transformation T upon reduction to a vertex subset \mathbb{S} is that all powers of H restricted to \mathbb{S} have the same symmetry:

$$T\tilde{H}_{\mathbb{S}} = \tilde{H}_{\mathbb{S}}T \iff T[H^r]_{\mathbb{S}} = [H^r]_{\mathbb{S}}T \quad \forall r \in \mathbb{N}. \quad (\text{C4})$$

In the present case $\mathbb{S} = \{u, v\}$ is a cospectral pair and $T = J_{\mathbb{S}}$, with $[H_{\mathbf{k}}^r]_{\mathbb{S}}J_{\mathbb{S}} = J_{\mathbb{S}}[H_{\mathbf{k}}^r]_{\mathbb{S}}$ implying $\tilde{H}_{\mathbf{k};\mathbb{S}}J_{\mathbb{S}} = J_{\mathbb{S}}\tilde{H}_{\mathbf{k};\mathbb{S}}$, meaning that $H_{\mathbf{k}}$ has a latent $J_{\mathbb{S}}$ -symmetry in its reduction over $\{u, v\}$.

To summarize: For a general directed graph H , $\{u, v\}$ -cospectrality is necessary but in general not sufficient for corresponding latent symmetry [38]; but for a complex self-adjoint H' (in our case the Bloch Hamiltonian $H_{\mathbf{k}}$) constructed from an undirected H via Hermitian interconnection of walk multiplets relative to $\{u, v\}$, it is both necessary and sufficient.

-
- [1] D. Leykam, A. Andreanov, and S. Flach, *Artificial flat band systems: From lattice models to experiments*, *Adv. Phys.* **X 3**, 1473052 (2018).
- [2] D. Leykam and S. Flach, *Perspective: Photonic flatbands*, *APL Photonics* **3**, 070901 (2018).
- [3] S. Mukherjee, A. Spracklen, D. Choudhury, N. Goldman, P. Öhberg, E. Andersson, and R. R. Thomson, *Observation of a Localized Flat-Band State in a Photonic Lieb Lattice*, *Phys. Rev. Lett.* **114**, 245504 (2015).
- [4] R. A. Vicencio, C. Cantillano, L. Morales-Inostroza, B. Real, C. Mejía-Cortés, S. Weimann, A. Szameit, and M. I. Molina, *Observation of Localized States in Lieb Photonic Lattices*, *Phys. Rev. Lett.* **114**, 245503 (2015).
- [5] S. Taie, H. Ozawa, T. Ichinose, T. Nishio, S. Nakajima, and Y. Takahashi, *Coherent driving and freezing of bosonic matter wave in an optical Lieb lattice*, *Sci. Adv.* **1**, e1500854 (2015).
- [6] V. Apaja, M. Hyrkäs, and M. Manninen, *Flat bands, Dirac cones, and atom dynamics in an optical lattice*, *Phys. Rev. A* **82**, 041402 (2010).
- [7] C. C. Abilio, P. Butaud, T. Fournier, B. Pannetier, J. Vidal, S. Tedesco, and B. Dalzotto, *Magnetic Field Induced Localization in a Two-Dimensional Superconducting Wire Network*, *Phys. Rev. Lett.* **83**, 5102 (1999).
- [8] R. Drost, T. Ojanen, A. Harju, and P. Liljeroth, *Topological states in engineered atomic lattices*, *Nat. Phys.* **13**, 668 (2017).
- [9] L.-L. Wan, X.-Y. Lü, J.-H. Gao, and Y. Wu, *Hybrid Interference Induced Flat Band Localization in Bipartite Optomechanical Lattices*, *Sci. Rep.* **7**, 15188 (2017).
- [10] T. Helbig, T. Hofmann, C. H. Lee, R. Thomale, S. Imhof, L. W. Molenkamp, and T. Kiessling, *Band structure engineering and reconstruction in electric circuit networks*, *Phys. Rev. B* **99**, 161114 (2019).
- [11] M. Röntgen, C. V. Morfonios, I. Brouzos, F. K. Diakonov, and P. Schmelcher, *Quantum Network Transfer and Storage with Compact Localized States Induced by Local Symmetries*, *Phys. Rev. Lett.* **123**, 080504 (2019).
- [12] S. Peotta and P. Törmä, *Superfluidity in topologically nontrivial flat bands*, *Nat. Commun.* **6**, 8944 (2015).
- [13] A. Julku, S. Peotta, T. I. Vanhala, D.-H. Kim, and P. Törmä, *Geometric Origin of Superfluidity in the Lieb-Lattice Flat Band*, *Phys. Rev. Lett.* **117**, 045303 (2016).
- [14] N. B. Kopnin, T. T. Heikkilä, and G. E. Volovik, *High-temperature surface superconductivity in topological flat-band systems*, *Phys. Rev. B* **83**, 220503 (2011).
- [15] V. I. Iglovikov, F. Hébert, B. Grémaud, G. G. Batrouni, and R. T. Scalettar, *Superconducting transitions in flat-band systems*, *Phys. Rev. B* **90**, 094506 (2014).
- [16] K. Kobayashi, M. Okumura, S. Yamada, M. Machida, and H. Aoki, *Superconductivity in repulsively interacting fermions on a diamond chain: Flat-band-induced pairing*, *Phys. Rev. B* **94**, 214501 (2016).
- [17] M. Tovmasyan, S. Peotta, P. Törmä, and S. D. Huber, *Effective theory and emergent SU(2) symmetry in the flat bands of attractive Hubbard models*, *Phys. Rev. B* **94**, 245149 (2016).
- [18] L. Liang, T. I. Vanhala, S. Peotta, T. Siro, A. Harju, and P. Törmä, *Band geometry, Berry curvature, and superfluid weight*, *Phys. Rev. B* **95**, 024515 (2017).
- [19] E. Tang, J.-W. Mei, and X.-G. Wen, *High-Temperature Fractional Quantum Hall States*, *Phys. Rev. Lett.* **106**, 236802 (2011).
- [20] K. Sun, Z. Gu, H. Katsura, and S. Das Sarma, *Nearly Flatbands with Nontrivial Topology*, *Phys. Rev. Lett.* **106**, 236803 (2011).
- [21] T. Neupert, L. Santos, C. Chamon, and C. Mudry, *Fractional Quantum Hall States at Zero Magnetic Field*, *Phys. Rev. Lett.* **106**, 236804 (2011).
- [22] C. Danieli, A. Andreanov, and S. Flach, *Many-body flatband localization*, *Phys. Rev. B* **102**, 041116 (2020).
- [23] C. Danieli, A. Andreanov, T. Mithun, and S. Flach, *Nonlinear caging in All-Bands-Flat Lattices*, *arXiv:2004.11871* (2020).
- [24] C. Danieli, A. Andreanov, T. Mithun, and S. Flach, *Quantum Caging in Interacting Many-Body All-Bands-Flat Lattices*, *arXiv:2004.11880* (2020).
- [25] Y. He, R. Mao, H. Cai, J.-X. Zhang, Y. Li, L. Yuan, S.-Y. Zhu, and D.-W. Wang, *Flat-band localization in Creutz superradiance lattices*, *arXiv:2010.06782* (2020).
- [26] J.-W. Rhim and B.-J. Yang, *Classification of flat bands according to the band-crossing singularity of Bloch wave functions*, *Phys. Rev. B* **99**, 045107 (2019).
- [27] W. Maimaiti, S. Flach, and A. Andreanov, *Universal $d=1$ flat band generator from compact localized states*, *Phys. Rev. B* **99**, 125129 (2019).
- [28] S. Flach, D. Leykam, J. D. Bodyfelt, P. Matthies, and A. S.

- Desyatnikov, *Detangling flat bands into Fano lattices*, *Europhys. Lett.* **105**, 30001 (2014).
- [29] M. Röntgen, C. V. Morfonios, and P. Schmelcher, *Compact localized states and flat bands from local symmetry partitioning*, *Phys. Rev. B* **97**, 035161 (2018).
- [30] A. Ramachandran, A. Andreanov, and S. Flach, *Chiral flat bands: Existence, engineering, and stability*, *Phys. Rev. B* **96**, 161104 (2017).
- [31] L. Morales-Inostroza and R. A. Vicencio, *Simple method to construct flat-band lattices*, *Phys. Rev. A* **94**, 043831 (2016).
- [32] R. G. Dias and J. D. Gouveia, *Origami rules for the construction of localized eigenstates of the Hubbard model in decorated lattices*, *Sci. Rep.* **5**, 16852 (2015).
- [33] W. Maimaiti, A. Andreanov, H. C. Park, O. Gendelman, and S. Flach, *Compact localized states and flat-band generators in one dimension*, *Phys. Rev. B* **95**, 115135 (2017).
- [34] Y. Xu and H. Pu, *Building flat-band lattice models from Gram matrices*, *Phys. Rev. A* **102**, 053305 (2020).
- [35] C.-C. Lee, A. Fleurence, Y. Yamada-Takamura, and T. Ozaki, *Hidden mechanism for embedding the flat bands of Lieb, kagome, and checkerboard lattices in other structures*, *Phys. Rev. B* **100**, 045150 (2019).
- [36] D. Smith and B. Webb, *Hidden symmetries in real and theoretical networks*, *Physica A* **514**, 855 (2019).
- [37] M. Röntgen, M. Pyzh, C. V. Morfonios, N. E. Palaio dimopoulos, F. K. Diakonov, and P. Schmelcher, *Latent symmetry induced degeneracies*, [arXiv:2011.13404](https://arxiv.org/abs/2011.13404) (2020).
- [38] M. Kempton, J. Sinkovic, D. Smith, and B. Webb, *Characterizing cospectral vertices via isospectral reduction*, *Linear Algebra Appl.* **594**, 226 (2020).
- [39] S. Priyadarshy, S. S. Skourtis, S. M. Risser, and D. N. Beratan, *Bridge-mediated electronic interactions: Differences between Hamiltonian and Green function partitioning in a non-orthogonal basis*, *J. Chem. Phys.* **104**, 9473 (1996).
- [40] L. Jin and Z. Song, *Partitioning technique for discrete quantum systems*, *Phys. Rev. A* **83**, 062118 (2011).
- [41] G. Grosso and G. P. Parravicini, *Solid State Physics* (Academic Press, 2013).
- [42] H. Feshbach, *A unified theory of nuclear reactions. II*, *Ann. Phys. (NY)* **19**, 287 (1962).
- [43] S. Datta, *Electronic Transport in Mesoscopic Systems* (Cambridge University Press, Cambridge, UK, 1995).
- [44] P. Duarte and M. J. Torres, *Eigenvectors of isospectral graph transformations*, *Linear Algebra Appl.* **474**, 110 (2015).
- [45] L. Bunimovich, D. Smith, and B. Webb, *Finding Hidden Structures, Hierarchies, and Cores in Networks via Isospectral Reduction*, *Appl. Math. Nonlinear Sci.* **4**, 231 (2019).
- [46] L. Bunimovich and B. Webb, *Isospectral Transformations: A New Approach to Analyzing Multidimensional Systems and Networks*, Springer Monographs in Mathematics (Springer-Verlag, New York, 2014).
- [47] C. Godsil and J. Smith, *Strongly Cospectral Vertices*, [arXiv:1709.07975](https://arxiv.org/abs/1709.07975) (2017).
- [48] E. Estrada and P. A. Knight, *A First Course in Network Theory* (Oxford University Press, Oxford, New York, 2015).
- [49] Y. Tsuji and E. Estrada, *Influence of long-range interactions on quantum interference in molecular conduction. A tight-binding (Hückel) approach*, *J. Chem. Phys.* **150**, 204123 (2019).
- [50] R. A. Brualdi and D. Cvetkovic, *A Combinatorial Approach to Matrix Theory and Its Applications* (Chapman and Hall/CRC Press, 2008).
- [51] C. Godsil, *Controllable Subsets in Graphs*, *Ann. Comb.* **16**, 733 (2012).
- [52] F. Liu and J. Siemons, *Unlocking the walk matrix of a graph*, [arXiv:1911.00062](https://arxiv.org/abs/1911.00062) (2019).
- [53] C. D. Meyer, *Matrix Analysis and Applied Linear Algebra* (Society for Industrial and Applied Mathematics, USA, 2000).
- [54] H. Xu, *Functions of a matrix and Krylov matrices*, *Linear Algebra Appl.* **434**, 185 (2011).
- [55] M. Röntgen, M. Pyzh, C. V. Morfonios, and P. Schmelcher, *Cospectrality-preserving graph modifications and eigenvector properties via walk equivalence of vertices*, [arXiv:2007.07609](https://arxiv.org/abs/2007.07609) (2020).
- [56] We note that the occurrence of a walk equivalent pair relative to some \mathbb{M} necessarily renders $W_{\mathbb{M}}$ non-invertible by reducing its rank. Incidentally, this lifts the so-called “controllability” [51, 64, 65] of \mathbb{M} relative to H , and as a consequence allows for local permutation symmetries in H mapping \mathbb{M} to itself [51].
- [57] We find such parametrizations numerically by starting with the unweighted graph and then (i) setting one weight to a random value (representing an independent parameter) and scanning through the graph for edges which can be set to that same value while preserving cospectrality, (ii) repeating successively for unaltered edges until all edges are parametrized.
- [58] O. Eisenberg, M. Kempton, and G. Lippner, *Pretty good quantum state transfer in asymmetric graphs via potential*, *Discrete Math.* **342**, 2821 (2019).
- [59] D. Vanderbilt, *Berry Phases in Electronic Structure Theory: Electric Polarization, Orbital Magnetization and Topological Insulators* (Cambridge University Press, Cambridge, 2018).
- [60] Note that two sites u, v related by an involutory permutation symmetry Π are automatically cospectral, since $\langle u|H^r|u\rangle = \langle u|H^r\Pi^2|u\rangle = \langle u|\Pi H^r\Pi|u\rangle = \langle v|H^r|v\rangle \forall r$ (see Eq. (2)), and any site c fixed by Π is a walk singlet relative to $\{u, v\}$, since $\langle u|H^r|c\rangle = \langle u|H^r\Pi|c\rangle = \langle u|\Pi H^r|c\rangle = \langle v|H^r|c\rangle \forall r$.
- [61] W. Maimaiti, A. Andreanov, and S. Flach, *Flatband generator in two dimensions*, [arXiv:2101.03794](https://arxiv.org/abs/2101.03794) (2021).
- [62] M. Röntgen, N. E. Palaio dimopoulos, C. V. Morfonios, I. Brouzos, M. Pyzh, F. K. Diakonov, and P. Schmelcher, *Designing pretty good state transfer via isospectral reductions*, *Phys. Rev. A* **101**, 042304 (2020).
- [63] One may then attempt to apply the modification (M3) (see Sec. III A) to lift the degeneracy and to remove the $\{u, v\}$ -vanishing eigenstate(s), without altering the graph’s multiplet structure (the simplest modification being an added loop of arbitrary weight to any walk singlet relative to $\{u, v\}$). The Q -matrix can then be obtained from Eq. (A2). However, rigorously showing that this Q is the same as for the unmodified graph requires a more general account on walk multiplets, to be given elsewhere.
- [64] A. Farrugia and I. Sciriha, *Controllability of undirected graphs*, *Linear Algebra Appl.* **454**, 138 (2014).
- [65] C. O. Aguilar and B. Ghahesifard, *Graph Controllability Classes for the Laplacian Leader-Follower Dynamics*, *IEEE Trans. Autom. Contr.* **60**, 1611 (2015).