

University of Nebraska - Lincoln

DigitalCommons@University of Nebraska - Lincoln

---

Library Philosophy and Practice (e-journal)

Libraries at University of Nebraska-Lincoln

---

2020

## Coronary Artery Disease Research in India: A Scientometric Assessment of Publication during 1990-2019

Muneer Ahmad  
muneerbangroo@gmail.com

Dr. M.Sadik Batcha  
Annamalai University

Follow this and additional works at: <https://digitalcommons.unl.edu/libphilprac>



Part of the [Library and Information Science Commons](#)

---

Ahmad, Muneer and Batcha, Dr. M.Sadik, "Coronary Artery Disease Research in India: A Scientometric Assessment of Publication during 1990-2019" (2020). *Library Philosophy and Practice (e-journal)*. 4178. <https://digitalcommons.unl.edu/libphilprac/4178>

# Coronary Artery Disease Research in India: A Scientometric Assessment of Publication during 1990-2019

Muneer Ahmad<sup>1</sup> Dr. M Sadik Batcha<sup>2</sup>

<sup>1</sup>*Research Scholar, Department of Library and Information Science, Annamalai University, Annamalai nagar, muneerbangroo@gmail.com*

<sup>2</sup>*Research Supervisor & Mentor, Professor and University Librarian, Annamalai University, Annamalai nagar, msbau@rediffmail.com*

## Abstract

The present study examined 4698 Indian Coronary Artery Disease research publications, as indexed in Web of Science database during 1990-2019, with a view to understand their growth rate, global share, citation impact, international collaborative papers, distribution of publications by broad subjects, productivity and citation profile of top organizations and authors, and preferred media of communication. The Indian publications registered an annual average growth rate of 11.47%, global share of 1.14%, international collaborative publications share of 38.89% and its citation impact averaged to 25.58 citations per paper. Among broad subjects, Cardiovascular System & Cardiology contributed the largest publications share of 19.14% in Indian coronary artery disease output, followed by Neurosciences & Neurology (14.94%), Pharmacology & Pharmacy (8.51%), etc. during 1990-2019. Among various organizations and authors contributing to Indian coronary artery disease research, the top 20 organizations and top 30 authors together contributed 40.70% and 37.29% respectively as their share of Indian publication output and 38.36% and 33.13% respectively as their share of Indian citation output during 1990-2019. Among 1222 contributing journals in Indian coronary artery disease research, the top 30 journals registered 30.80% share during 1990-2019. There is an urgent need to increase the publication output, improve research quality and improve international collaboration. Indian government also needs to come up with a policy for identification, screening, diagnosis and treatment of coronary artery disease patients, besides curriculum reform in teaching, capacity building, patient education and political support are badly needed.

**Keywords:** Coronary Artery Disease, Indian Publications, Heart Disease, Bibexcel, VOSviewer.

## Introduction

*Coronary artery disease (CAD)*-often called coronary heart disease or CHD, is generally used to refer to the pathologic process affecting the coronary arteries (usually atherosclerosis). CAD

includes the diagnoses of angina pectoris, myocardial infarction (MI), silent myocardial ischemia, and CAD mortality that result from CAD. Hard CAD endpoints generally include MI and CAD death. The term CHD is often used interchangeably with CAD. *CAD death*—Includes sudden cardiac death (SCD) for circumstances when the death has occurred within 24 hours of the abrupt onset of symptoms, and the term non- SCD applies when the time course from the clinical presentation until the time of death exceeds 24 hours or has not been specifically identified. *Atherosclerotic cardiovascular disease (ASCVD, often shortened to CVD)*—the pathologic process affecting the entire arterial circulation, not just the coronary arteries. Stroke, transient ischemic attacks, angina, MI, CAD death, claudication, and critical limb ischemia are manifestations of ASCVD (Lemos & Omland, 2018).

Coronary artery disease (CAD) is a major cause of death and disability in developed countries. Although CAD mortality rates worldwide have declined over the past 4 decades, CAD remains responsible for approximately one-third or more of all deaths in individuals over age 35, and it has been estimated that nearly half of all middle-aged men and one-third of middle aged women in the United States will develop clinical CAD (Mozaffarian et al., 2016). A Global Burden of Disease Study Group report from 2013 estimated that 17.3 million deaths worldwide in 2013 were related to ASCVD, a 41% increase since 1990 (GBD: 2013 Mortality and Causes of Death Collaborators, 2015). Although the absolute numbers of ASCVD deaths had increased significantly since 1990, the age-standardized death rate decreased by 22% in the same period, primarily due to shifting age demographics and causes of death worldwide (Towfighi, Zheng, & Ovbiagele, 2009).

Heart disease mortality has declined since the 1970s in the United States and in regions where economies and healthcare systems are relatively advanced. Ischemic heart disease remains the number one cause of death in adults on a worldwide basis (GBD: 2013 Mortality and Causes of Death Collaborators, 2015). In a 2014 study using World Health Organization data from 49 countries in Europe and northern Asia, over 4 million annual deaths were attributable to ASCVD (Nichols, Townsend, Scarborough, & Rayner, 2014). Current worldwide estimates for heart disease mortality show Eastern European countries have the highest ASCVD death rates (> 200 per 100,000/year), followed by an intermediate group that includes most countries with modern economies (100–200 per 100,000/ year), and the lowest levels (0–100 per 100,000/year) are largely observed in European countries and a few non- European countries with advanced

healthcare systems. A detailed analysis of European country specific data showed that CHD mortality rates dropped by more than 50% over the 1980–2009 interval, and the decline was observed across virtually all European countries for both sexes. The authors of the report concluded that the downward trends did not appear to show a plateau. Rather, CHD mortality was stable or continuing to decline across Europe (Nichols, Townsend, Scarborough, & Rayner, 2013). Complementary analyses have been undertaken in the United States, and CHD mortality has been demonstrated to have peaked in the 1970s and declined since that date (Mozaffarian et al., 2016).

### **Indian Perspective**

The office of the RGI has periodically reported data on cardiovascular mortality rates in India (Registrar General of India, 2013). These data have been summarized as circulatory system deaths in the Medical Certification of Cause of Deaths reports, and in 1980s and 1990s it was reported that CVD led to 15%-20% of deaths in the country (Gupta, Misra, Pais, Rastogi, & Gupta, 2006). An increasing trend in proportionate CVD mortality has been reported, with 20.6% deaths in 1990, 21.4% in 1995, 24.3% in 2000, 27.5% in 2005, and 29.0% in 2013 (Registrar General of India, 2013).

However, these reports were based on incomplete data (mainly rural health surveys) from which national data were extrapolated. The Million Death Study Group in collaboration with RGI reported deaths for the year 2001-2003 using a validated verbal autopsy instrument (Registrar General of India, 2013). This study used the existing sample registration surveys of the Indian government and evaluated more than 120,000 death reports obtained from 661 districts of the country using a nationally representative sample of more than 6 million participants. CVD emerged as the most important cause of death in men and women, in urban and rural populations, and in developed and developing states of the country (Registrar General of India, 2013). In India, more than 10.5 million deaths occur annually, and it was reported that CVD led to 20.3% of these deaths in men and 16.9% of all deaths in women (Registrar General of India, 2013). According to 2010-2013 RGI data, (Registrar General of India, 2011) proportionate mortality from CVD increased to 23% of total and 32% of adult deaths in years 2010-2013. The mortality varies from <10% in rural locations in less developed states to >35% in more developed urban locations (Institute for Health Metrics and Evaluation (IHME), 2014). Geographic distribution of CVD mortality in India indicates that in less developed regions, such as the eastern and

northeastern states with low Human Development indices, there is lower proportionate mortality compared with better developed states in southern and western regions. There is a linear relationship of increasing proportionate CVD mortality with regional Human Development Index, which confirms the presence of the epidemiological transition introduced earlier (Gaziano & Gaziano, 2008; Kuate Defo, 2014).

## **Literature Review**

The review, in general, provides an overview of the theory and the research literature, with a special emphasis on the literature specific to the topic of investigation. It provides support to the proposition of one's research, with ample evidences drawn from subject experts and authorities in the concerned field. The sources consulted for the review of literature here includes Scientometric studies related materials drawn from Primary periodicals.

(Batcha & Ahmad, 2017) obtained the analysis of two journals Indian Journal of Information Sources and Services (IJSS) which is of Indian origin and Pakistan Journal of Library and Information Science (PJLIS) from Pakistan origin and studied them comparatively with scientometric indicators like year wise distribution of articles, pattern of authorship and productivity, degree of collaboration, pattern of co-authorship, average length of papers, average keywords, etc and found 138 (94.52%) of contributions from IJSS were made by Indian authors and similarly 94 (77.05) of contributions from PJLIS were done by Pakistani authors. The collaboration with foreign authors of both the countries is negligible (1.37% of articles) from India and (4.10% of articles) from Pakistan.

(Ahmad, Batcha, Wani, Khan, & Jahina, 2018) studied Webology journal one of the reputed journals from Iran through scientometric analysis. The study aims to provide a comprehensive analysis regarding the journal like year wise growth of research articles, authorship pattern, author productivity, and subjects taken by the authors over the period of 5 years from 2013 to 2017. The findings indicate that 62 papers were published in the journal during the study period. The articles having collaborative nature were high in number. Regarding the subject concentration of papers of the journal, Social Networking, Web 2.0, Library 2.0 and Scientometrics or Bibliometrics were highly noted. The results were formulated through standard formulas and statistical tools.

(Batcha, Jahina, & Ahmad, 2018) has examined the DESIDOC Journal by means of various scientometric indicators like year wise growth of research papers , authorship pattern, subjects

and themes of the articles over the period of five years from 2013 to 2017. The study reveals that 227 articles were published over the five years from 2013 to 2017. The authorship pattern was highly collaborative in nature. The maximum numbers of articles (65 %) have ranged their thought contents between 6 and 10 pages.

(Ahmad & Batcha, 2019) analyzed research productivity in Journal of Documentation (JDoc) for a period of 30 years between 1989 and 2018. Web of Science a service from Clarivate Analytics has been consulted to obtain bibliographical data and it has been analysed through Bibexcel and Histcite tools to present the datasets. Analysis part deals with local and global citation level impact, highly prolific authors and their research output, ranking of prominent institution and countries. In addition to this scientographical mapping of bibliographical data is obtainable through VOSviewer, which is open source mapping software.

(Ahmad & Batcha, 2019) studied the scholarly communication of Bharathiar University which is one of the vibrant universities in Tamil Nadu. The study find out the impact of research produced, year-wise research output, citation impact at local and global level, prominent authors and their total output, top journals of publications, top collaborating countries which collaborate with the university authors, highly industrious departments and trends in publication of the university during 2009 through 2018. During the 10 years of study under consideration it indicates that a total of 3440 research articles have been published receiving 38104 citations having h-index as 68. In addition the study used scientographical mapping of data and presented it through graphs using VOSviewer software mapping technique.

(Ahmad, Batcha, & Jahina, 2019) quantitatively measured the research productivity in the area of artificial intelligence at global level over the study period of ten years (2008-2017). The study acknowledged the trends and features of growth and collaboration pattern of artificial intelligence research output. Average growth rate of artificial intelligence per year increases at the rate of 0.862. The multi-authorship pattern in the study is found high and the average number of authors per paper is 3.31. Collaborative Index is noted to be the highest range in the year 2014 with 3.50. Mean CI during the period of study is 3.24. This is also supported by the mean degree of collaboration at the percentage of 0.83. The mean CC observed is 0.4635. Regarding the application of Lotka's Law of authorship productivity in the artificial intelligence literature it proved to be fit for the study. The distribution frequency of the authorship follows the exact Lotka's Inverse Law with the exponent  $\alpha = 2$ . The modified form of the inverse square law, i.e.,

Inverse Power Law with  $\alpha$  and C parameters as 2.84 and 0.8083 for artificial intelligence literature is applicable and appears to provide a good fit. Relative Growth Rate [Rt(P)] of an article gradually increases from -0.0002 to 1.5405, correspondingly the value of doubling time of the articles Dt(P) decreases from 1.0998 to 0.4499 (2008-2017). At the outset the study reveals the fact that the artificial intelligence literature research study is one of the emerging and blooming fields in the domain of information sciences.

(Batcha, Dar, & Ahmad, 2019) presented a scientometric analysis of the journal titled “Cognition” for a period of 20 years from 1999 to 2018. The study was conducted with an aim to provide a summary of research activity in the journal and characterize its most aspects. The research coverage includes the year wise distribution of articles, authors, institutions, countries and citation analysis of the journal. The analysis showed that 2870 papers were published in journal of Cognition from 1999 to 2018. The study identified top 20 prolific authors, institutions and countries of the journal. Researchers from USA have made the most percentage of contributions.

## **Objectives**

The present manuscript aims to study the various dimensions of Indian coronary artery disease research output in terms of various bibliometric indicators, based on publications and citation data, derived from Web of Science database during 1990-2020. In particular, the study analyzed overall annual and cumulative growth of Indian publications, its global share among top 6 most productive countries, its citation impact, its international collaborative papers share, publication output distribution by broad sub-fields, productivity and citation impact of most productive organizations and authors, and leading media of communications.

## **Methodology**

For the present study, the publication data was retrieved and downloaded from the Web of Science database (<http://apps.webofknowledge.com/>) on coronary artery disease research during 1990-2020. A main search strategy for global output was formulated, where the keyword such as (“coronary artery disease”) and mesh terms (“coronary arteriosclerosis” OR “coronary atherosclerosis” OR “coronary ischemic” OR “arterial sclerosis” AND CU=“India”) were searched together in the “Topic tag” and further limited the search output to period ‘1990-2019’ within “date range tag”. This search strategy generated 4698 Indian publications on coronary

artery disease from the Web of Science database. Detailed analysis was carried out on 4698 Indian publications using the Histcite and Bibexcel tools to get data distribution by subject, collaborating countries, author-wise, organization-wise and journal-wise, etc. Further, mapping tool such as VOSviewer was used to study the collaboration behavior and citation network.

## Analysis

The global and Indian research output in coronary artery disease research cumulated to 411668 and 4698 publications in 30 years during 1990-2019 and they increased from 1801 and 15 in the year 1990 to 22483 and 390 publications in the year 2019, registering 8.77% and 11.47% growth per annum. Their ten-year cumulative output increased from 69679 and 331 to 133574 and 1136 to 208415 and 3231 publications from 1990-1999 to 2000-2009 to 2010-2019, registering 6.72%, 13.12%, 4.55% and 11.02% growth respectively. The share of Indian publications in global output was 1.14% during 1990-2019, which increased from 0.48% to 0.85% to 1.55% from 1990-1999 to 2000-2009 to 2010-2019 respectively. Amongst Indian publications on coronary artery disease, 69.9% (3286) was published as articles, 11.7% (551) as meeting abstract, 11.4% (535) as review, 2.8% (133) as letter, 2.0% (94) as editorial material, 1.3% (59) as article; proceedings paper, 0.2%(11) as article; early access, 0.2% (8) as note, 0.1% (5) review; early access, 0.1% (4) Article; retracted publication and correction, 0.1% (3) Review; book chapter, 0.0% (2) article; book chapter and reprint and 0.0% (1) biographical-item . The research impact as measured by citations per paper registered by Indian publications in coronary artery disease averaged to 25.58 citations per publication (CPP) during 1990-2019; ten-yearly impact averaged to 21.46 CPP for the period 1990-1999 which increased to 30.38 CPP in the succeeding ten-year 2000-2009 and then declined to 24.32 CPP for the period 2010-2019 (Table 1).

**Table 1:** World and India's Output in Coronary Artery Disease Research, 1990-2019.

Publication Period	World	India			
	TP	TP	TGCS	CPP	%TP
1990	1801	15	80	5.33	0.83
1991	5434	24	303	12.63	0.44
1992	5929	21	270	12.86	0.35
1993	6236	25	361	14.44	0.40
1994	6756	26	484	18.62	0.38
1995	7255	24	821	34.21	0.33
1996	7804	45	1137	25.27	0.58
1997	9154	49	1421	29.00	0.54



1998	9384	53	1393	26.28	0.56
1999	9926	49	834	17.02	0.49
2000	10656	55	1543	28.05	0.52
2001	10564	57	1792	31.44	0.54
2002	10771	60	2080	34.67	0.56
2003	11837	72	1299	18.04	0.61
2004	12977	101	2580	25.54	0.78
2005	13662	110	2260	20.55	0.81
2006	14362	103	4441	43.12	0.72
2007	15130	143	5202	36.38	0.95
2008	16241	212	7381	34.82	1.31
2009	17374	223	5932	26.60	1.28
2010	17695	255	6281	24.63	1.44
2011	18664	265	11131	42.00	1.42
2012	19071	307	17519	57.07	1.61
2013	21172	314	14773	47.05	1.48
2014	20683	330	5355	16.23	1.60
2015	21689	272	5199	19.11	1.25
2016	22363	421	7456	17.71	1.88
2017	22420	312	7797	24.99	1.39
2018	22175	365	2462	6.75	1.65
2019	22483	390	611	1.57	1.73
1990-1999	69679	331	7104	21.46	0.48
2000-2009	133574	1136	34510	30.38	0.85
2010-2019	208415	3231	78584	24.32	1.55
1990-2019	411668	4698	120198	25.58	1.14

*TP: Total Papers; TC: Total Citations; CPP: Citations Per Paper; ICP: International Collaborative Papers*

### **Publication Profile of Top 6 Most Productive Countries**

More than 140 countries of the world participated in global research in coronary artery disease research during 1990-2019. Between 4698 and 139222 publications were contributed by top 6 most productive countries in coronary artery disease research and they together accounted for 65.69% of global publication share during 1990-2019. Their ten-year publications output decreased from 65.34% to 63.27% from 1990-1999 to 2000-2009 and then increased 67.35% in 2010-2019. Each of top 6 countries had global publication share between 1.14% and 33.82% during 1990-2019. USA accounted for the highest publication share (33.82%), followed by Germany (8.12%), Republic of China (8.02%), Japan (7.61%), England (6.97%) and India

(1.14%) during 1990-2019. Their ten-year global publication share have increased by 2.45% in Republic of China, followed by India (0.38%), Germany (0.28%), and England (0.04%), as against decline by 4.83% in USA and 0.37% in Japan from 1990-1999 to 2000-2009 and then again ten-year global share have increased by 10.61% in Republic of China, followed by India (0.70%) and England (0.01%) as against decline by 4.27% in USA, 1.54% in Japan and 1.44% in Germany from 2000-2009 to 2010-2019 (Table 2).

**Table 2:** Global Publication Output and Share of Top 6 Countries in Coronary Artery Disease Research during 1990-2019

S.No.	Country Name	TP				%TP			
		1990-1999	2000-2009	2010-2019	1990-2019	1990-1999	2000-2009	2010-2019	1990-2019
1	USA	27869	46971	64382	139222	40.00	35.16	30.89	33.82
2	Germany	6008	11886	15553	33447	8.62	8.90	7.46	8.12
3	Republic of China	430	4093	28506	33029	0.62	3.06	13.68	8.02
4	Japan	6063	11126	14158	31347	8.70	8.33	6.79	7.61
5	England	4825	9305	14547	28677	6.92	6.97	6.98	6.97
6	India	331	1136	3231	4698	0.48	0.85	1.55	1.14
	Total of 6 Countries	45526	84517	140377	270420	65.34	63.27	67.35	65.69
	World Output	69679	133574	208415	411668	100.00	100.00	100.00	100.00
	Share of 6 in World Output	65.34	63.27	67.35		65.34	63.27	67.35	

### India's International Collaboration

The share of India's international collaborative publications (ICP) in its national output in coronary artery disease research was 38.88% during 1990-2019, which increased from 0.89% during 1990-1999 to 6.00% during 2000-2009 and then again increased to 31.99% during 2010-2019. About 139 foreign countries collaborated with India in 1827 coronary artery disease research papers during 1990-2019. These 1827 papers together registered 285,336 citations, with 156 citations per paper. USA, among foreign countries, contributed the largest share (40.45%) to India's international collaborative papers in coronary artery disease research, followed by England (14.72%), Canada (14.07%), Peoples Republic of China (10.73%), Australia (10.24%), and Germany (9.80%) during 1990-2019. The share of ICP increased by 7.40% in Canada, followed by 5.57% in USA, 4.91% in England, as against decrease by 10.03% Republic of China, 4.46% in Australia and 3.39% in Germany from 1990-1999 to 2000-2009 and then again share of ICP increased by 7.59% in Peoples Republic of China, followed by 3.38% in England,

3.27% in Australia and 1.47% in Germany, as against decrease by 15.33% USA and 0.37% in Canada from 2000-2009 to 2010-2019 (Table 3).

**Table 3: The Share of Top 6 Foreign Countries in India's International Collaborative Papers in India's Coronary Artery Disease Research during 1990-2019.**

S.No.	Collaborative Country	Number of International Collaborative Papers				Share of International Collaborative Papers			
		1990-1999	2000-2009	2010-2019	1990-2019	1990-1999	2000-2009	2010-2019	1990-2019
1	USA	20	150	569	739	47.62	53.19	37.86	40.45
2	England	3	34	232	269	7.14	12.06	15.44	14.72
3	Canada	3	41	213	257	7.14	14.54	14.17	14.07
4	Peoples Republic of China	6	12	178	196	14.29	4.26	11.84	10.73
5	Australia	5	21	161	187	11.90	7.45	10.71	10.24
6	Germany	5	24	150	179	11.90	8.51	9.98	9.80
Total		42	282	1503	1827	100.00	100.00	100.00	100.00

### Subject-Wise Distribution of Indian Research Output

As per the Web of Science database classification, India's coronary artery disease research output is distributed across 88 subjects during 1990-2019. Among subjects, cardiovascular system and cardiology registered the highest publications share (19.14%), followed by neurosciences and neurology (14.94%), pharmacology and pharmacy (8.51%), general and internal medicine (4.40%), biochemistry and molecular biology (4.22%), research and experimental medicine (3.81%), surgery (3.23%), cell biology (2.96%), endocrinology and metabolism (2.76%), pediatrics (2.12%) and other subjects respectively during 1990-2019 (Table 4).

**Table 4: Subject-Wise Breakup of Indian Publications in Coronary artery Disease Research during 1990-2019**

S.No.	*Subject wise	TP	%
1	Cardiovascular System & Cardiology	1298	19.14
2	Neurosciences & Neurology	1013	14.94
3	Pharmacology & Pharmacy	577	8.51
4	General & Internal Medicine	298	4.40
5	Biochemistry & Molecular Biology	286	4.22
6	Research & Experimental Medicine	258	3.81
7	Surgery	219	3.23
8	Cell Biology	201	2.96
9	Endocrinology & Metabolism	187	2.76
10	Pediatrics	144	2.12

11	Science & Technology - Other Topics	125	1.84
12	Engineering	121	1.78
13	Immunology	120	1.77
14	Hematology	119	1.76
15	Genetics & Heredity	111	1.64
16	Radiology, Nuclear Medicine & Medical Imaging	98	1.45
17	Nutrition & Dietetics	86	1.27
18	Respiratory System	85	1.25
19	Chemistry	71	1.05
20	Ophthalmology	69	1.02

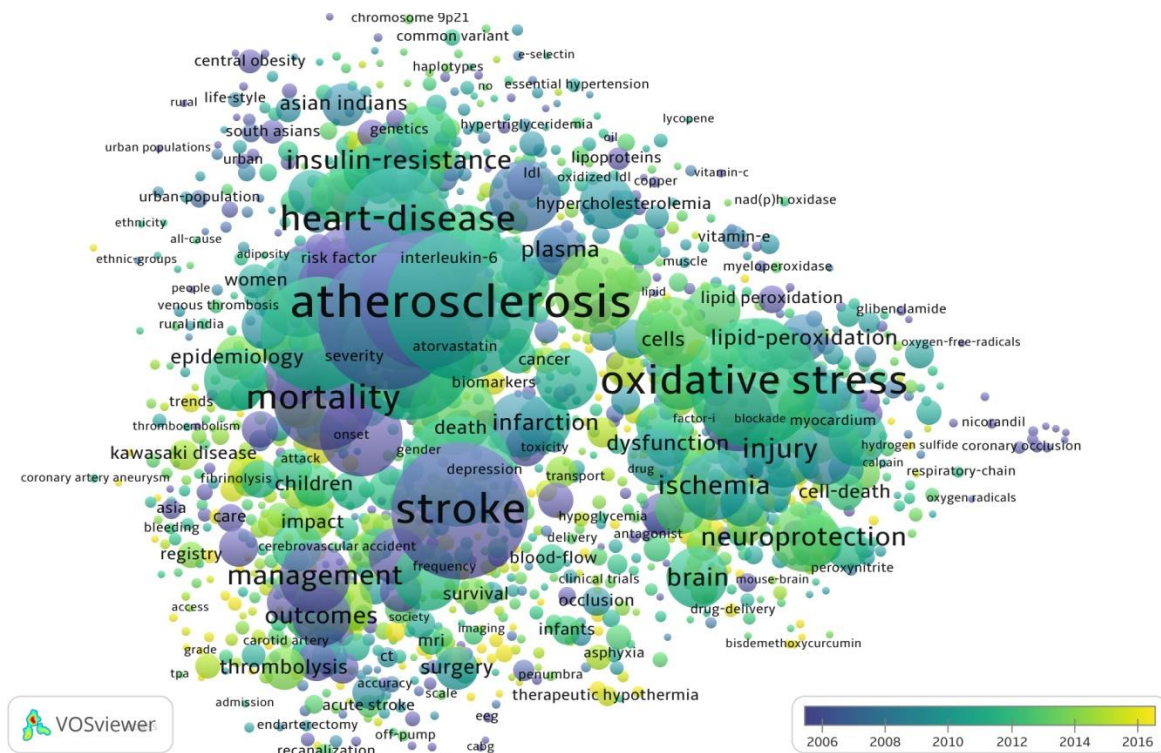
*\*There is overlapping of literature covered under various subjects*

### Significant Keywords

Around 7357 significant keywords have been identified from the literature, which highlight possible research trends in Indian coronary artery disease research. The 40 keywords are listed in table 5 in the decreasing order of their frequency of occurrence in 30 years during 1990-2019.

*Table 5: List of Significant Keywords in Literature on Indian Coronary Artery Disease Research during 1990-2019.*

S.No.	Name of Key Words	Frequency	S.No.	Name of Key Words	Frequency
1	Coronary	981	21	Cerebral	214
2	Disease	956	22	Population	214
3	Ischemic	936	23	Cardiovascular	203
4	Stroke	857	24	Rats	191
5	Artery	850	25	Factors	176
6	Patients	719	26	Reperfusion	173
7	Acute	437	27	Clinical	168
8	Risk	409	28	Diabetes	167
9	Indian	359	29	Infarction	163
10	Effect	288	30	Case	147
11	India	277	31	North	142
12	Myocardial	276	32	Polymorphism	142
13	Heart	263	33	Using	142
14	Association	249	34	Based	141
15	Gene	236	35	South	138
16	Ischemia	228	36	Cardiac	137
17	Induced	224	37	Stress	137
18	Role	223	38	Therapy	135
19	Injury	215	39	Trial	135
20	Analysis	214	40	Rat	132



## Profile of Top 20 Most Productive Indian Organizations

**Table 6:** Scientometric Profile of Top 20 Most Productive Indian Organizations in Coronary Artery Disease Research during 1990-2019



Medical Education & Research (PGIMER), Chandigarh (212 papers), Christian Medical College & Hospital, Vellore (121 papers), Sree Chitra Tirunal Institute Medical Science & Technology (105 papers), Nizams Institute of Medical Science (104 papers), Sanjay Gandhi Postgraduate Institute Medical Science (100) during 1990-2019.

Eight organizations registered higher citation impact than the group average of 52.36: All India Institute of Medical Sciences (AIIMS), New Delhi (59.19), Christian Medical College & Hospital, Vellore (72.84), Sree Chitra Tirunal Institute Medical Science & Technology (58.17), Sanjay Gandhi Postgraduate Institute Medical Science (188.47), Madras Diabet Research Foundation (88.21), Banaras Hindu University (69.04), University Delhi (82.68) and Post Graduate Institution of Medical Education & Research (59.94) during 1990-2019.

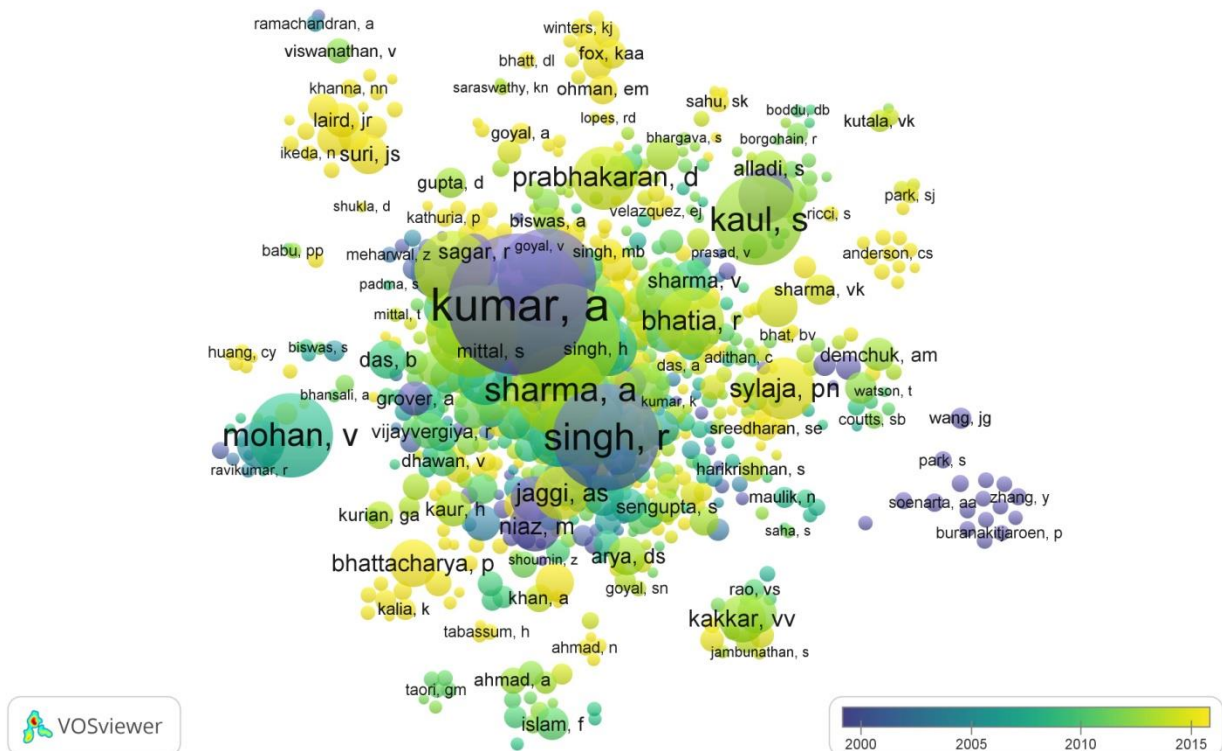
### **Profile of Top 30 Most Productive Authors**

The top 30 Indian author's contribution to coronary artery disease research varied from 35 to 146 publications and they together accounted for 37.29% (1752) publication share and 38.36% (103744) citation share to its cumulative publications output during 1990-2019. Table 7 presents a scientometric profile of these 20 India authors.

*Table 7: Scientometric Profile of Top 20 Most Productive Authors in Coronary Artery Disease Research during 1990-2019*

<b>S.No.</b>	<b>Authors</b>	<b>TP</b>	<b>%</b>	<b>TGCS</b>	<b>CPP</b>
1	Kumar A	146	3.1	2233	15.29
2	Kumar S	100	2.1	732	7.32
3	Prasad K	87	1.9	1090	12.53
4	Singh S	80	1.7	1197	14.96
5	Sharma A	78	1.7	590	7.56
6	Kaul S	74	1.6	958	12.95
7	Mohan V	74	1.6	6091	82.31
8	Kumar P	70	1.5	2881	41.16
9	Singh N	68	1.4	3187	46.87
10	Singh RB	68	1.4	2611	38.40
11	Singh M	63	1.3	1182	18.76
12	Gupta R	62	1.3	20427	329.47
13	Gupta A	61	1.3	713	11.69
14	Prabhakaran D	59	1.3	8343	141.41
15	Sylaja PN	53	1.1	1390	26.23
16	Bhatia R	51	1.1	875	17.16
17	Das S	50	1.1	993	19.86

18	Sharma S	47	1	282	6.00
19	Pandian JD	44	0.9	16111	366.16
20	Xavier D	43	0.9	9570	222.56
21	Munshi A	40	0.9	670	16.75
22	Karthikeyan G	39	0.8	14634	375.23
23	Gupta S	38	0.8	801	21.08
24	Jaggi AS	38	0.8	592	15.58
25	Kapoor A	38	0.8	564	14.84
26	Trehan N	38	0.8	901	23.71
27	Khurana D	36	0.8	131	3.64
28	Kumar R	36	0.8	989	27.47
29	Niaz MA	36	0.8	1849	51.36
30	Ghosh S	35	0.7	1157	33.06
Total of 30 authors		1752	37.29	103744	59.21
Total of India		4698		270420	57.56
Share of 30 authors in India's output		37.29		38.36	



*Cluster of Most Productive Authors in Coronary Artery Disease Research*



Fourteen authors registered higher publications productivity than group average of 58.4: Singh S (80 papers), Sharma A (78 papers), Kaul S and Mohan V (74 papers each), Kumar P (70 papers), Singh N and Singh RB (68 papers each), Singh M (63 papers), Gupta R (62 papers), Gupta A (61 papers), and Prabhakaran D (59 papers) during 1990-2019.

Six authors registered higher citation impact than the group average of 59.21 citations per publication: Karthikeyan G (375.23), Pandian D (366.16), Gupta R (329.47), Xavier D (222.56), Prabhakaran D (141.41) and Mohan V (82.31) during 1990-2019.

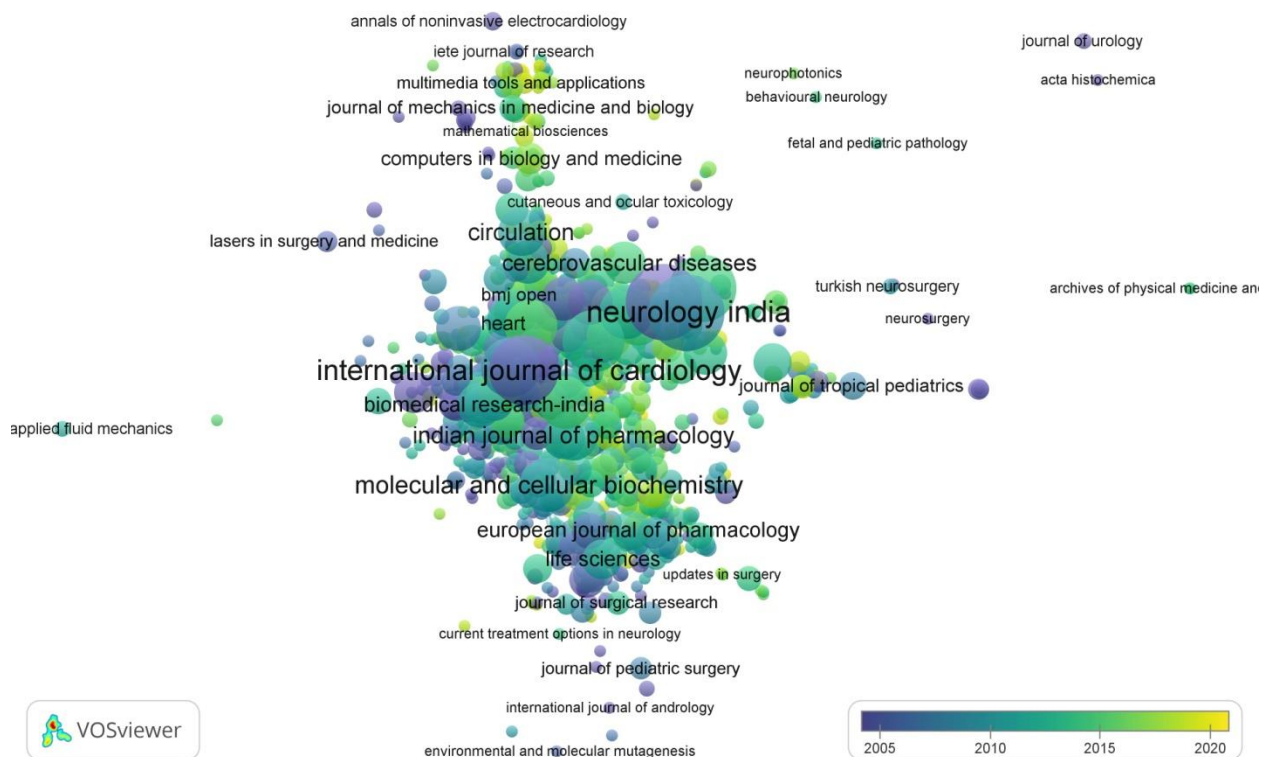
### Medium of Communication

Among India's coronary artery disease output, Indian publications on coronary artery disease, 69.9% (3286) was published as articles, 11.7% (551) as meeting abstract, 11.4% (535) as review, 2.8% (133) as letter, 2.0% (94) as editorial material, 1.3% (59) as article; proceedings paper, and other forms are less than one percent. The top 30 most productive journals accounted for 22 to 143 papers. The top 30 journals publishing Indian papers in coronary artery disease together accounted for 30.80% share (1447 papers) of total Indian journal publication output during 1990-2019. Neurology India was the most productive journals with 143 papers, followed by International Journal of Cardiology (139 papers), Annals of Indian Academy of Neurology (99 papers), Journal of the Neurological Sciences (77 papers), Indian Journal of Medical Research (69 papers), Molecular And Cellular Biochemistry (56 papers) Stroke (55 papers), Journal of the American College of Cardiology and PLOS One (52 papers each) etc. during 1990-2019 (Table 8).

**Table 8:** Productivity of Top 30 Most Productive Journals in Indian Coronary Artery Disease Research during 1990-2019

S.No.	Name of the Journals	Number of Papers	%	TLCS	TGCS
1	Neurology India	143	3.00	135	945
2	International Journal of Stroke	139	3.00	52	682
3	International Journal of Cardiology	108	2.30	131	2110
4	Annals of Indian Academy of Neurology	99	2.10	40	559
5	Journal of The Neurological Sciences	77	1.60	105	573

6	Indian Journal of Medical Research	69	1.50	87	1393
7	Molecular And Cellular Biochemistry	56	1.20	71	1201
8	Stroke	55	1.20	56	1564
9	Journal of The American College of Cardiology	52	1.10	82	2702
10	PLOS One	52	1.10	0	964
11	Indian Journal of Pharmacology	43	0.90	11	130
12	Circulation	39	0.80	51	1388
13	Journal of Stroke & Cerebrovascular Diseases	36	0.80	43	313
14	American Journal of Cardiology	33	0.70	34	567
15	Annals of Thoracic Surgery	33	0.70	13	666
16	Indian Journal of Ophthalmology	33	0.70	5	105
17	Atherosclerosis	32	0.70	35	666
18	European Heart Journal	32	0.70	27	551
19	Lancet	31	0.70	160	24289
20	Catheterization And Cardiovascular Interventions	30	0.60	11	468
21	Indian Journal of Pediatrics	30	0.60	10	240
22	Gene	29	0.60	28	324
23	Cerebrovascular Diseases	28	0.60	16	73
24	Biomedicine & Pharmacotherapy	27	0.60	10	370
25	Current Science	25	0.50	34	477
26	European Journal of Pharmacology	24	0.50	72	648
27	Life Sciences	24	0.50	52	552
28	Atherosclerosis Supplements	23	0.50	0	3
29	Clinica Chimica Acta	23	0.50	56	562
30	Biomedical Research-India	22	0.50	5	58
	Total of 30 Journals	1447	30.80	1432	45143
	Total Indian Journal Output	4698	100.00	4038	120198
	Share of 30 journals in Indian journal output	30.80	30.80	35.46	37.56



### *Cluster of Most Productive Journals in Indian Coronary Artery Disease Research*

#### **Summary and Conclusion**

1168 Indian publications in coronary artery disease research as indexed in Web of Science database, was published during 1990-2019 and they increased from 15 to 390 in the year 1990 to the year 2019, registering 11.47% growth per annum. Their cumulative Indian output increased from 331 to 1136 to 3231, witnessing 13.12% and 11.02% growth respectively from 1990-1999 to 2000-2009 to 2010-2019. India's global publications share in coronary artery disease research was only 1.14% during 1990-2019, witnessing increase from 0.48% to 0.85% to 1.55% from 1990-1999 to 2000-2009 to 2010-2019. The citation impact per paper of Indian publications on coronary artery disease research was averaged to 25.58 citations, however, increasing from 21.46 during 1990-1999 to 30.38 during 2000-2009 and then decreasing from 30.38 during 2000-2009 to 24.32 during 2010-2019.

The share of India's international collaborative publications in coronary artery disease research was 38.88% during 1990-2019, showing increase from 0.89% during 1990-1999 to 6.00% during 2000-2009 and then again increased to 31.99% during 2010-2019. USA in India's international collaborative papers, contributed the largest publications share of 40.45%, followed by England

(14.72%), Canada (14.07%), Peoples Republic of China (10.73%), Australia (10.24%), and Germany (9.80%) during 1990-2019.

Cardiovascular system and cardiology, among main subjects contributed the highest publications share (19.14%), followed by neurosciences and neurology (14.94%), pharmacology and pharmacy (8.51%), general and internal medicine (4.40%), biochemistry and molecular biology (4.22%), research and experimental medicine (3.81%), surgery (3.23%), cell biology (2.96%), endocrinology and metabolism (2.76%), pediatrics (2.12%) and other subjects respectively during 1990-2019.

Among leading organizations and authors participating in India's coronary artery disease research, the top 20 organizations and top 30 authors together contributed 40.17% and 37.29% respectively as their share of Indian publication output and 36.54% and 38.36% respectively as their share of Indian citation output during 1990-2019. The leading organizations in research productivity were: All India Institute of Medical Sciences (AIIMS), New Delhi (496 papers), Postgraduate Institute of Medical Education & Research (PGIMER), Chandigarh (212 papers), Christian Medical College & Hospital, Vellore (121 papers), Sree Chitra Tirunal Institute Medical Science & Technology (105 papers), Nizams Institute of Medical Science (104 papers), Sanjay Gandhi Postgraduate Institute Medical Science (100) during 1990-2019. The leading authors in publication productivity were Singh S (80 papers), Sharma A (78 papers), Kaul S and Mohan V (74 papers each), Kumar P (70 papers), Singh N and Singh RB (68 papers each), Singh M (63 papers), Gupta R (62 papers), Gupta A (61 papers), and Prabhakaran D (59 papers) during 1990-2019.

Among the total journal output of 4698 papers, the top 30 journals publishing Indian papers in coronary artery disease together accounted for 30.80% share of total Indian journal publication output during 1990-2019. Among journals contributing to Indian coronary artery disease research, *Neurology India* was the most productive journal with 143 papers, followed by *International Journal of Cardiology* (139 papers), *Annals of Indian Academy of Neurology* (99 papers), *Journal of the Neurological Sciences* (77 papers), *Indian Journal of Medical Research* (69 papers), *Molecular And Cellular Biochemistry* (56 papers) *Stroke* (55 papers), *Journal of the American College of Cardiology* and *PLOS One* (52 papers each) etc. during 1990-2019.

Concludes that coronary artery disease research have been a neglected subspecialty in India, both in teaching and research. There is an urgent need to increase the publication output, improve

research quality and improve international collaboration. Review coronary artery disease studies in India indicate that this has become an important public health problem in India. CAD is one of the most important causes of mortality and morbidity in the country. With higher patient coming for treatment and shortage of trained cardiologist specialists are some of the challenges that confront coronary artery disease research at the national level. To address the problems with coronary artery disease research in India, Indian government needs to come up with a policy for identification, screening, diagnosis and treatment of coronary artery disease patients, besides curriculum reform in teaching, capacity building, patient education and political support are badly needed. There is an urgent need to promote primordial, primary, and secondary prevention strategies. Primordial strategies such as promotion of smoking/tobacco cessation, physical activity, and healthy dietary habits should prevent risk factors from occurring in the first place. Primary prevention should focus on screening and better control of risk factors (hypertension, hypercholesterolemia, and diabetes) to prevent incidence of overt CAD. Good quality secondary prevention and better management of acute and chronic events will prevent premature mortality and morbidity.

## References

- Ahmad, M., & Batcha, M. S. (2019). Mapping of Publications Productivity on Journal of Documentation 1989-2018: A Study Based on Clarivate Analytics – Web of Science Database. *Library Philosophy and Practice (e-Journal)*, 2213–2226.
- Ahmad, M., & Batcha, M. S. (2019). Scholarly Communications of Bharathiar University on Web of Science in Global Perspective: A Scientometric Assessment. *Research Journal of Library and Information Science*, 3(3), 22–29.
- Ahmad, M., Batcha, M. S., & Jahina, S. R. (2019). Testing Lotka's Law and Pattern of Author Productivity in the Scholarly Publications of Artificial Intelligence. *Library Philosophy and Practice (e-Journal)*.
- Ahmad, M., Batcha, M. S., Wani, B. A., Khan, M. I., & Jahina, S. R. (2018). Research Output of Webology Journal (2013-2017): A Scientometric Analysis. *International Journal of Movement Education and Social Science*, 7(3), 46–58.
- Batcha, M. S., & Ahmad, M. (2017). Publication Trend in an Indian Journal and a Pakistan Journal: A Comparative Analysis using Scientometric Approach. *Journal of Advances in Library and Information Science*, 6(4), 442–449.

- Batcha, M. S., Dar, Y. R., & Ahmad, M. (2019). Impact and Relevance of Cognition Journal in the Field of Cognitive Science: An Evaluation. *Research Journal of Library and Information Science*, 3(4), 21–28.
- Batcha, M. S., Jahina, S. R., & Ahmad, M. (2018). Publication Trend in DESIDOC Journal of Library and Information Technology during 2013-2017: A Scientometric Approach. *International Journal of Research in Engineering, IT and Social Sciences*, 8(04), 76–82.
- Gaziano, T. A., & Gaziano, J. M. (2008). Epidemiology of cardiovascular disease. *Fauci AS, Braunwald E, Kasper DL et Al.: Harrison's Principals of Internal Medicine: Seventeenth Edition. Part, 9*.
- GBD: 2013 Mortality and Causes of Death Collaborators. (2015). GBD: 2013 Mortality and Causes of Death Collaborators. Global, regional, and national age-sex specific all-cause and cause-specific mortality for 240 causes of death, 1990–2013: a systematic analysis for the Global Burden of Disease Study 2013. *The Lancet*, 385(9963), 117–171. [https://doi.org/10.1016/S0140-6736\(14\)61682-2](https://doi.org/10.1016/S0140-6736(14)61682-2)
- Gupta, R., Misra, A., Pais, P., Rastogi, P., & Gupta, V. P. (2006). Correlation of regional cardiovascular disease mortality in India with lifestyle and nutritional factors. *International Journal of Cardiology*, 108(3), 291–300. <https://doi.org/10.1016/J.IJCARD.2005.05.044>
- Institute for Health Metrics and Evaluation (IHME). (2014). Global Burden of Disease (GBD) Database. University of Washington, Seattle, WA. Retrieved from <http://www.healthdata.org/gbd/data>
- Kuate Defo, B. (2014). Beyond the “transition” frameworks: the cross-continuum of health, disease and mortality framework. *Global Health Action*, 7(1), 1–16. <https://doi.org/10.3402/gha.v7.24804>
- Lemos, J. A. De, & Omland, T. (Eds.). (2018). *Chronic Coronary Artery Disease : A Companion to Braunwald's Heart Disease* (10th ed.). Philadelphia: Elsevier.
- Mozaffarian, D., Benjamin, E. J., Go, A. S., Arnett, D. K., Blaha, M. J., Cushman, M., ... Turner, M. B. (2016). Heart Disease and Stroke Statistics-2016 Update: A Report From the American Heart Association. *Circulation*, 133(4), e38-360. <https://doi.org/10.1161/CIR.0000000000000350>
- Nichols, M., Townsend, N., Scarborough, P., & Rayner, M. (2013). Trends in age-specific coronary heart disease mortality in the European Union over three decades: 1980-2009.

- European Heart Journal*, 34(39), 3017–3027. <https://doi.org/10.1093/eurheartj/eh1159>
- Nichols, M., Townsend, N., Scarborough, P., & Rayner, M. (2014). Cardiovascular disease in Europe 2014: epidemiological update. *European Heart Journal*, 35(42), 2950–2959. <https://doi.org/10.1093/eurheartj/ehu299>
- Registrar General of India. (2011). Sample Registration System Report:Office of the Registrar General. New Delhi, India. Retrieved from [www.censusindia.gov.in/2011-common/sample\\_registration\\_system.html](http://www.censusindia.gov.in/2011-common/sample_registration_system.html)
- Registrar General of India. (2013). Report on Medical Certification of Cause of Death 2013. Government of India New Delhi. Retrieved from [www.censusindia.gov.in/2011-document/mccd\\_2013.pdf%0A](http://www.censusindia.gov.in/2011-document/mccd_2013.pdf%0A)
- Registrar General of India. (2013). Report on Medical Certification of Cause of Death 2013. Government of India New Delhi.
- Towfighi, A., Zheng, L., & Ovbiagele, B. (2009). Sex-specific trends in midlife coronary heart disease risk and prevalence. *Archives of Internal Medicine*, 169(19), 1762–1766. <https://doi.org/10.1001/archinternmed.2009.318>