

# From auto-Bäcklund transformations to auto-Bäcklund transformations, and torqued ABS equations

Dan-da Zhang<sup>1</sup>, Da-jun Zhang<sup>2</sup>, Peter H. van der Kamp<sup>3</sup>

<sup>1</sup>School of Mathematics and Statistics, Ningbo University, Ningbo 315211, P.R. China.

Email: zhangdanda@nbu.edu.cn

<sup>2</sup>Department of Mathematics, Shanghai University, Shanghai 200444, China.

Email: djzhang@staff.shu.edu.cn

<sup>3</sup>Department of Mathematics and Statistics, La Trobe University, Victoria 3086, Australia.

Email: P.vanderKamp@LaTrobe.edu.au

## Abstract

We provide a method which takes an auto-Bäcklund transformation (auto-BT) and produces another auto-BT for a different equation. We apply the method to the natural auto-BTs for the ABS quad equations, which gives rise to torqued versions of ABS equations and explains the origin of each auto-BT listed in [J. Atkinson, J. Phys. A: Math. Theor. 41 (2008) 135202]. The method is also applied to non-natural auto-BTs for ABS equations, which yields 3D consistent cubes which have not been found in [R. Boll, J. Nonl. Math. Phys. 18 (2011) 337–365], and to a multi-quadratic ABS\* equation giving rise to a multi-quartic equation.

## 1 Introduction

Consistency Around the Cube (CAC) is a central notion in the study of discrete integrable systems. Three quadrilateral equations  $A = B = Q = 0$ <sup>1</sup>, each posed on two opposite faces of a cube, as in Figure 1, is called CAC (or 3D consistent) if values can be assigned to  $u, v$  and their shifts, such that each equation is satisfied [1, 14, 15, 3, 7, 4]. For multi-linear equations the property is usually characterised as an initial value problem, where  $\hat{v}$  is determined uniquely from  $u, \tilde{u}, \hat{u}, v$ . It is possible to define different equations on opposite faces of the cube [7, 17], however we will not consider that situation in this paper.

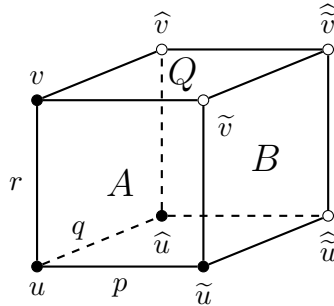


Figure 1: Consistency: quad-equations can be posed on the six faces of a cube, we have  $A = 0$  on the front and back faces,  $B = 0$  on the left and right faces, and  $Q = 0$  on the top and bottom faces. The black dots indicate the initial values. Each equation depends on two of the three lattice parameters  $p, q, r$ .

<sup>1</sup>This is short-hand notation for the system  $\{A = 0, B = 0, Q = 0\}$ , which is complemented by the equations on the opposite faces  $\{\hat{A} = 0, \tilde{B} = 0, \bar{Q} = 0\}$ , where tilde and hat denote shifts in different directions, e.g. if  $u = u(n, m)$  and  $A = f(u)$ , then  $\hat{A} = f(u(n+1, m-1))$ , and  $\bar{u} = v$ .

The system  $A = B = 0$  (together with the upshifted equations  $\widehat{A} = \widetilde{B} = 0$ ) is an auto-Bäcklund transformation (auto-BT) for the equation  $Q = 0$ , mapping each solution  $u$  of  $Q = 0$  to another solution  $v$  of  $Q = 0$ . The auto-BT depends on a parameter, called the Bäcklund parameter, and solutions related by auto-BTs satisfy a superposition principle (Bianchi permutability) [5].

In the more special situation where the three equations have the same form, i.e.  $Q = Q(p, q)$ ,  $A = Q(p, r)$ ,  $B = Q(q, r)$ , the equation  $Q = 0$  is called CAC. Such equations provide their own, natural auto-BT. Multi-affine quadrilateral equations have been classified with respect to CAC in [1]. Under the additional assumptions, that the equations are D4-symmetric and possess the tetrahedron property, i.e. a relation exists between  $\widetilde{u}$ ,  $\widehat{u}$ ,  $v$  and  $\widetilde{v}$ , Adler, Bobenko and Suris (ABS) obtained a list of 9 equations, three equations of type H, two equations of type A, and 4 equations of type Q. For completeness, the list is included in section 3. Multi-quadratic equations, denoted ABS\*, with the CAC property were given in [4]. The ABS\* equations define multi-valued evolution, however, due to the discriminant factorization property, they allow reformulation a single-valued system, and possess BTs to the ABS equations. Lists of BTs between ABS equations, as well as non-natural auto-BTs (each with a superposition principle) were given in [3]. Auto-BTs play an important role in the construction of solutions, cf. [11, 12, 13, 16].

In 2009, Adler, Bobenko and Suris classified multi-affine cube systems (with a priori different equations on each face) without the assumptions of D4-symmetry and the tetrahedron property, but with an additional non-degeneracy condition. Their main result [2, Theorem 4] states that each 3D-consistent system of type Q is, up to Möbius transformations, one of the known Q-type systems (with D4-symmetry) found in [1]. This includes the equations of type A, which are related to equations Q1 and Q3<sub>0</sub> by (non-autonomous) point transformations. A classification of the degenerate cases (the H-equations) has been performed in [6, 7]. To each of the 6 edges (including the diagonals) of a quad equation one associates a biquadratic, and equations with  $i$  degenerate biquadratics,  $i > 0$ , are said to be of type H <sup>$i$</sup> . There are 3 quad equations of type H<sup>4</sup>, 4 quad equations of type H<sup>6</sup>, and a list of 3D consistent systems (with the tetrahedron property) was given in [7, Theorem 3.4].

Inspired by the work [16], where multi-component generalisations of CAC lattice systems were obtained by extending the scalar variable to a diagonal matrix and applying cyclic transformations to shifted matrices, we consider the equations of the auto-BT as dependent on two 2-component vectors, and apply cyclic transformations to those. This provides a systematic method (which can be called torquing) which takes an auto-BT (invariant under interchanging  $u \leftrightarrow v$ ) and produces another auto-BT for a different equation. In the symmetric case, the new equation is related to the tetrahedron property of the original system. In this case the result is similar to [7, Theorem 3.3] in the more general setting where equations on opposite faces of the cube do not have to coincide. In the asymmetric case, the new equation relates to a (previously hidden) relation, which can be obtained from the auto-BT, satisfying a property we have called planarity.

The paper is organized as follows. In section 2 we observe that for an ABS-equation  $Q(u) = 0$  the natural auto-BT is not only an auto-BT for  $Q(u)$ , but also for an equation  $R(u, v) = 0$ , which depends on both  $u, v$ . We define the notion of planarity for such equations. We prove a useful result (Lemma 1), which states that one can torque an auto-BT in two different ways (symmetric and non-symmetric). Full details are provided for H1, where an additive transformation of the lattice parameters is required. A pictorial representation of the consistent cubes on which symmetric and asymmetric torqued auto-BTs, as well as their superposition principles, is also provided. In section 3, we provide the results of torquing the natural auto-BTs for all ABS equations. For 6 of them (H1, H2, A1 <sub>$\delta$</sub> , Q1 <sub>$\delta$</sub> , Q2, Q4) the same additive parameter transformation applies. For the remaining 3 ABS equations (H3 <sub>$\delta$</sub> , A2, Q3 <sub>$\delta$</sub> ) a multiplicative transformation of the lattice parameters is required. Details are provided for H3 <sub>$\delta$</sub> . We obtain, amongst other cube systems, all auto-BTs listed in [3, Table 2], together with their superposition principles. In section 5, we apply Lemma 1 to non-natural auto-BTs for H3 <sub>$\delta$</sub> , A2 and Q3 <sub>$\delta$</sub> , which were found in [18]. These auto-BTs, and their torqued versions seem to missing in the classification of [7, Theorem 3.3]. In section 6, we show that the multi-quadratic model H3<sub>0</sub>\* [4, Equation (22)] can also be torqued, giving rise to a multi-quartic equation. In the final section, we summarise our findings and mention some related results.

## 2 Torqued equations

In this paper, we will write the dependence on the field values, and the parameters, as

$$Q(u) = Q([u, \hat{u}], [\tilde{u}, \hat{\tilde{u}}]; p, q) = 0, \quad (1)$$

instead of the more standard  $Q(u, \tilde{u}, \hat{u}, \hat{\tilde{u}}; p, q) = 0$ . We assume equations on opposite faces of the cube are identical, and that the auto-BT

$$A = Q([u, v], [\tilde{u}, \tilde{v}]; p, r) = 0, \quad B = Q([u, v], [\hat{u}, \hat{v}]; q, r) = 0, \quad (2)$$

which we denote shortly by  $A = B = 0$ , is symmetric under interchanging  $u \leftrightarrow v$ .

In this section, we lay out and illustrate our method using the equation H1:

$$\text{H1}([u, \hat{u}], [\tilde{u}, \hat{\tilde{u}}]; p, q) := (u - \hat{\tilde{u}})(\tilde{u} - \hat{u}) - p + q = 0.$$

Given an auto-BT, one is able to determine the equation it is an auto-BT for. As we shall see, in section 2.1, it may actually be an auto-BT for more than one equation.

### 2.1 From an auto-BT to the equations it is an auto-BT for

We start from a consistent cube equipped with  $A = 0$  on the front face,  $\hat{A} = 0$  on the back face, and  $B = 0$  and  $\tilde{B} = 0$  on the side faces, where the two equations  $Q(u) = 0$ ,  $Q(v) = 0$  on the bottom and top faces are omitted. Taking  $u, \tilde{u}, \hat{u}$  and  $v$  as initial values, as in Figure 1, the values of  $\tilde{v}, \hat{v}$  are uniquely determined by the equations  $A = B = 0$  (2). We then solve the system of equations  $\hat{A} = \tilde{B} = 0$  for  $\hat{\tilde{u}}, \hat{\tilde{v}}$ . For multi-affine equations, this gives rise to two solutions, one of which will satisfy the decoupled set of equations

$$Q(u) = Q(v) = 0. \quad (3)$$

In the above procedure, the equation  $Q(u) = 0$  is obtained directly. However, to obtain  $Q(v) = 0$  one needs to substitute the solution of  $A = B = 0$  with respect to  $\tilde{u}, \hat{u}$ . In doing so the dependence on  $u$  disappears.

The second solution corresponds to a coupled set of equations, which we denote, assuming that the auto-BT is  $u \leftrightarrow v$  symmetric, by

$$R(u, v) = R(v, u) = 0. \quad (4)$$

Here, the equation  $R(u, v) = 0$  is the equation for  $\hat{\tilde{v}}$ , where we have substituted the solution of  $A = B = 0$  with respect to  $\tilde{u}, \hat{u}$ , and  $R(v, u) = 0$  is the equation for  $\hat{\tilde{u}}$ , having used the solution of  $A = B = 0$  with respect to  $\hat{u}, \tilde{v}$ . If  $R(u, v) = 0$  depends on  $u, \hat{u}, \tilde{v}, \hat{\tilde{v}}$  but not on  $v$ , and  $R(v, u) = 0$  depends on  $v, \hat{v}, \tilde{u}, \hat{\tilde{u}}$  but not on  $u$ , then the set of equations (4) is called **planar**, cf. Figure 2.

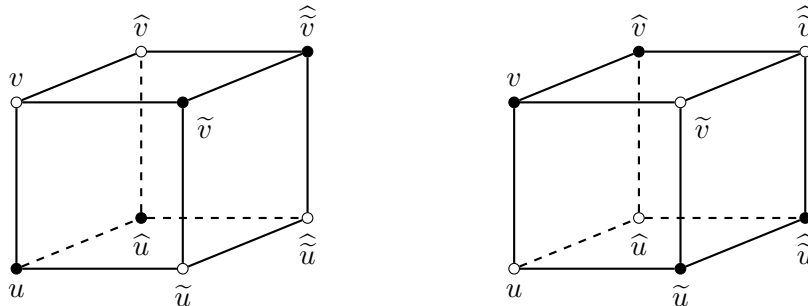


Figure 2: The stencils for a set of planar equations  $R(u, v) = 0$  (left) and  $R(v, u) = 0$  (right) are indicated by the black dots.

Importantly, the system of equations  $A = B = R = \hat{A} = \tilde{B} = \overline{R} = 0$ , where  $\overline{R}(u, v) = R(v, u)$ , is CAC as well (irrespective of planarity). Indeed, from initial values  $u, \tilde{u}, \hat{u}, v$ , there are three ways of

calculating  $\widehat{v}$ , which yield the same value. Moreover, we consider the system  $A = B = \widehat{A} = \widetilde{B} = 0$  to be an auto-BT for the equation  $R = 0$ .

**Additive example (asymmetric case).** The natural auto-BT for H1 is given by

$$A = (u - \widetilde{v})(\widetilde{u} - v) - p + r = 0, \quad B = (u - \widehat{v})(\widehat{u} - v) - q + r = 0.$$

We solve for  $\widetilde{v}, \widehat{v}$ ,

$$\widehat{v} = u + \frac{q - r}{v - \widehat{u}}, \quad \widetilde{v} = u + \frac{p - r}{v - \widetilde{u}}, \quad (5)$$

and substitute the result into

$$\widehat{A} = (\widehat{u} - \widehat{v})(\widehat{u} - \widehat{v}) - p + r = 0, \quad \widetilde{B} = (\widetilde{u} - \widetilde{v})(\widetilde{u} - \widetilde{v}) - q + r = 0.$$

The obtained system for  $\widehat{u}, \widetilde{u}$  has two solutions:

- The first solution is

$$\widehat{u} = u + \frac{p - q}{\widehat{u} - \widetilde{u}}, \quad \widetilde{u} = \widetilde{u} + \frac{(q - r)(v - \widetilde{u})(\widehat{u} - \widetilde{u})}{p(\widehat{u} - v) + q(v - \widetilde{u}) + r(\widetilde{u} - \widehat{u})}, \quad (6)$$

which, together with (5), satisfies  $\text{H1}([u, \widehat{u}], [\widetilde{u}, \widehat{u}]; p, q) = \text{H1}([v, \widehat{v}], [\widetilde{v}, \widehat{v}]; p, q) = 0$ .

- The second solution is

$$\widehat{u} = u + \frac{p - r}{v - \widehat{u}} + \frac{q - r}{v - \widetilde{u}}, \quad \widetilde{u} = \widehat{u} + \widetilde{u} - v, \quad (7)$$

which does not decouple. Substituting  $\widetilde{u} = v + (p - r)/(u - \widetilde{v})$  into the second equation yields

$$R(u, v) = (u - \widetilde{v})(\widehat{u} - \widetilde{v}) + p - r = 0, \quad (8)$$

and substituting  $\widehat{u} = u + (q - r)/(u - \widehat{v})$  into the first equation gives  $R(v, u) = 0$ .

## 2.2 Torqued auto-BTs

We introduce an involution  $\sigma$  which switches  $u \leftrightarrow v$ , that is  $\sigma[u, v] = [v, u]$ , and which commutes with shifts. We define an action of  $\sigma$  on functions of 2-vectors, such as  $A([u, v], [\widetilde{u}, \widetilde{v}])$  by  $\sigma A([u, v], [\widetilde{u}, \widetilde{v}]) = A(\sigma[u, v], \sigma[\widetilde{u}, \widetilde{v}])$ . For functions of  $u, v$  and their shifts, such as (3) or (4), we write  $Q(u, v) = Q([u, v], [\widetilde{u}, \widetilde{v}], [\widehat{u}, \widehat{v}], [\widehat{u}, \widehat{v}])$  and then we simply have

$$\begin{aligned} \sigma Q(u, v) &= \sigma Q([u, v], [\widetilde{u}, \widetilde{v}], [\widehat{u}, \widehat{v}], [\widehat{u}, \widehat{v}]) \\ &= Q(\sigma[u, v], \sigma[\widetilde{u}, \widetilde{v}], \sigma[\widehat{u}, \widehat{v}], \sigma[\widehat{u}, \widehat{v}]) \\ &= Q([v, u], [\widetilde{v}, \widetilde{u}], [\widehat{v}, \widehat{u}], [\widehat{v}, \widehat{u}]) \\ &= Q(v, u). \end{aligned}$$

We now formulate a useful lemma, which enables us to derive auto-BTs from auto-BTs.

**Lemma 1.** *Suppose the system*

$$A([u, v], [\widetilde{u}, \widetilde{v}]) = 0, \quad B([u, v], [\widehat{u}, \widehat{v}]) = 0, \quad (9)$$

*is invariant under  $\sigma$  and that it composes, together with  $\widehat{A} = \widetilde{B} = 0$ , an auto-BT for*

$$Q(u, v) = Q([u, v], [\widetilde{u}, \widetilde{v}], [\widehat{u}, \widehat{v}], [\widehat{u}, \widehat{v}]) = 0, \quad (10)$$

*i.e. solutions of (10) are mapped to solutions of  $Q(v, u)$ . Then*

$$A([u, v], \sigma^a[\widetilde{u}, \widetilde{v}]) = 0, \quad B([u, v], \sigma^b[\widehat{u}, \widehat{v}]) = 0, \quad (11)$$

*is an auto-BT for*

$$Q([u, v], \sigma^a[\widetilde{u}, \widetilde{v}], \sigma^b[\widehat{u}, \widehat{v}], \sigma^{a+b}[\widehat{u}, \widehat{v}]) = 0. \quad (12)$$

*where  $a, b \in \{0, 1\}$ .*

*Proof.* For the BT given by (11) the equations  $\widehat{A} = \widetilde{B} = 0$  are equivalent to

$$A(\sigma^b[\widehat{u}, \widehat{v}], \sigma^{a+b}[\widehat{u}, \widehat{v}]) = 0, \quad B(\sigma^a[\widetilde{u}, \widetilde{v}], \sigma^{a+b}[\widehat{u}, \widehat{v}]) = 0$$

because they are invariant under  $\sigma$ . The consistency of the corresponding cube system then follows by relabeling of variables, cf. the proof of Lemma 1 in [17].  $\square$

Lemma 1 boils down to two cases. The anti-symmetric torqued auto-BT, (11) with  $a = 1, b = 0$  (or  $a = 0, b = 1$ ),

$$A([u, v], [\widetilde{v}, \widetilde{u}]) = 0, \quad B([u, v], [\widehat{u}, \widehat{v}]) = 0 \quad (13)$$

yields

$$Q([u, v], [\widetilde{v}, \widetilde{u}], [\widehat{u}, \widehat{v}], [\widehat{v}, \widehat{u}]) = 0, \quad (14)$$

and the symmetric torqued auto-BT, (11) with  $a = b = 1$ ,

$$A([u, v], [\widetilde{v}, \widetilde{u}]) = 0, \quad B([u, v], [\widehat{v}, \widehat{u}]) = 0, \quad (15)$$

yields

$$Q([u, v], [\widetilde{v}, \widetilde{u}], [\widehat{v}, \widehat{u}], [\widehat{u}, \widehat{v}]) = 0, \quad (16)$$

where the function  $Q$  is either solution, (3) or (4), to the natural auto-BT.

**Remark 2.** Note that although in Lemma 1, and in equations (14), (16), the function  $Q$  depends on both fields  $u, v$ , in applications we are interested in the case where the procedure yields an equation  $Q(u, v) = 0$  which depends only on the field  $u$ . This happens due to either planarity, in the asymmetric case, or the tetrahedron property, in the symmetric case.

### 2.2.1 The asymmetric torqued auto-BT

If the second solution to a BT, equation (4), is planar, then by relabeling  $\widetilde{u} \leftrightarrow \widetilde{v}$  and  $\widehat{u} \leftrightarrow \widehat{v}$ , the equations for  $u, v$  decouple. The planar equation  $R(u, v) = 0$  will depend on  $u$  only, and the planar equation  $R(v, u) = 0$  will depend on  $v$  only, cf. Figure 3.

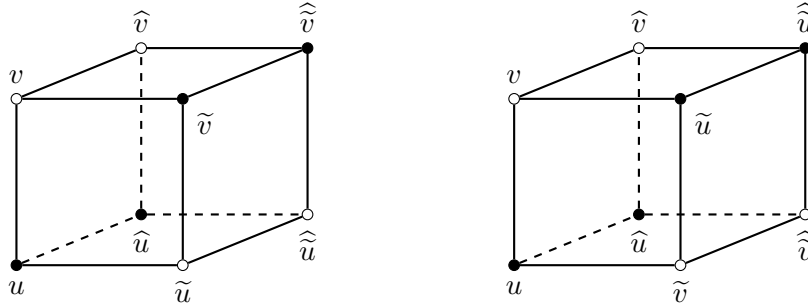


Figure 3: By relabeling of variables the diagonal planar stencil for  $R(u, v)$  (left) becomes a quadrilateral for a decoupled equation  $R(u) = 0$  (right).

**Remark 3.** The cube on the right in Figures 3 and 4 is useful to define equations. However, one should be aware that the fields  $u, v$  are defined in the usual way, e.g.  $\widetilde{u}(n, m) = u(n + 1, m)$ , cf. [17, Remark 2.4].

**Additive example, asymmetric case (continued).** For the H1 equation, the asymmetric auto-BT (13) reads

$$A = (u - \widetilde{u})(\widetilde{v} - v) - p + r = 0, \quad B = (u - \widehat{v})(\widehat{u} - v) - q + r = 0 \quad (17)$$

Switching  $\widetilde{u} \leftrightarrow \widetilde{v}$  and  $\widehat{u} \leftrightarrow \widehat{v}$  in (4) with (8), gives

$$(u - \widetilde{u})(\widehat{u} - \widehat{u}) + p - r = 0, \quad (v - \widetilde{v})(\widehat{v} - \widehat{v}) + p - r = 0,$$

which takes the form

$$\text{H1}([u, \widehat{u}], \sigma[\widetilde{u}, \widehat{\widehat{u}}]; p, r) = 0, \quad \text{H1}([v, \widehat{v}], \sigma[\widetilde{v}, \widehat{\widehat{v}}]; p, r) = 0. \quad (18)$$

These are torqued versions of H1, similar to the  $A$ -part of the auto-BT, except that the dependence on the parameters is different. The  $B$ -part of the auto-BT is the standard H1 equation.

In order for (17) to be a proper auto-BT, the equations (18) should not depend on the Bäcklund parameter  $r$ . We achieve this by introducing a new parameter

$$p' = p - r. \quad (19)$$

We can write the  $A$ -part of the auto-BT as

$$\text{H1}([u, v], [\widetilde{v}, \widehat{u}]; p' + r, r) = 0,$$

in terms of the new parameter. We note that for H1 this may seem a bit odd as the equation does not depend on  $r$ .

**Notation.** We will adopt the notation  $Q^a = 0$  with

$$Q^a(p, q)[u] = Q^a([u, \widehat{u}], [\widetilde{u}, \widehat{\widehat{u}}]; p, q) = Q([u, \widehat{u}], \sigma[\widetilde{u}, \widehat{\widehat{u}}]; p + q, q) \quad (20)$$

for the torqued version of a lattice equation  $Q = 0$ , with an additive transformation of the lattice parameters.

**Additive example, asymmetric case, recap.** Omitting the dependence on the fields, the equations (18) can both be written as

$$\text{H1}^a(p', q) = 0, \quad (21)$$

and the auto-BT, (17), is written as<sup>2</sup>

$$A = \text{H1}^a(p', r) = 0, \quad B = \text{H1}(q, r) = 0. \quad (22)$$

One may wonder why  $q$  appears in (21). In fact, the equation does not depend on  $q$ , cf.  $\text{H1}^a$  in the list provided in section 6. Note that the other additive torqued ABS (t-ABS) equations do have  $q$ -dependence.

### 2.2.2 The symmetric torqued auto-BT

Here we exploit the tetrahedron property. Consider again the equation  $Q(v)$  in (3), but now let us substitute the solution of  $A = B = 0$  with respect to  $\widetilde{v}, \widehat{v}$ . This gives rise to an equation for  $\widehat{\widehat{v}}$  which depends on  $v, \widetilde{u}, \widehat{u}$ , and  $u$ . If this equation does not depend on  $u$ , the equation is said to have the **tetrahedron** property. By relabeling  $\widetilde{u} \leftrightarrow \widetilde{v}$  and  $\widehat{u} \leftrightarrow \widehat{v}$  one obtains a decoupled equation, as in Figure 4.

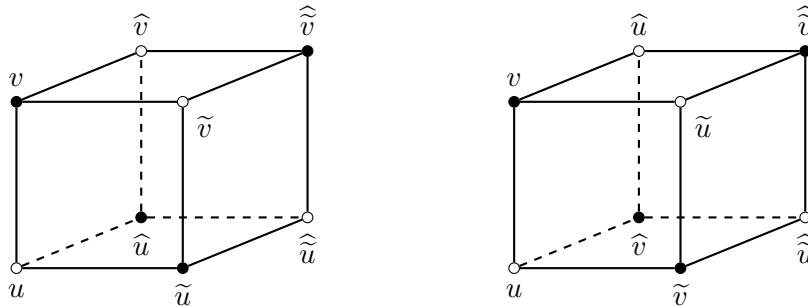


Figure 4: An equation with the tetrahedron property (left), the black dots indicate the stencil on which the equation is defined. After relabeling variables the equation depends on  $v$  only (right).

<sup>2</sup>Here  $Q^a(p, r)$  and  $Q(p, r)$  mean

$$Q^a(p, r)[u] = Q^a([u, \overline{u}], [\widetilde{u}, \widehat{\widehat{u}}]; p, r), \quad Q(p, r)[u] = Q([u, \overline{u}], [\widetilde{u}, \widehat{\widehat{u}}]; p, r),$$

respectively, where  $\overline{u} = v$ . If replacing  $(\widetilde{u}, p)$  by  $(\widehat{u}, q)$ , one gets  $Q^a(q, r)$  and  $Q(q, r)$ .

**Additive example, symmetric case I.** We consider the symmetric auto-BT (16), which consists of

$$A = (u - \tilde{u})(\tilde{v} - v) - p + r = 0, \quad B = (u - \hat{u})(\hat{v} - v) - q + r = 0. \quad (23)$$

We now switch  $\tilde{u} \leftrightarrow \tilde{v}$  and  $\hat{u} \leftrightarrow \hat{v}$  in the first solution, (6). This gives

$$\hat{\tilde{u}} = u + \frac{p - q}{\hat{v} - \tilde{v}}, \quad \hat{\tilde{v}} = \tilde{v} + \frac{(q - r)(v - \tilde{v})(\hat{v} - \tilde{v})}{p(\hat{v} - v) + q(v - \tilde{v}) + r(\tilde{v} - \hat{v})}.$$

The latter equation is decoupled, and the first one takes the same form after elimination of  $\tilde{v}, \hat{v}$  making use of (23). The equation can be identified as  $Q1_0(p - r, q - r) = 0$ , which is one of the ABS equations provided in the next section, again with different dependence on the parameters. Using (19) and defining also

$$q' = q - r, \quad (24)$$

the equation  $Q1_0(p', q') = 0$  admits the auto-BT

$$H1^a(p', r) = H1^a(q', r) = 0. \quad (25)$$

**Additive example, symmetric case II.** We can also switch  $\tilde{u} \leftrightarrow \tilde{v}$  and  $\hat{u} \leftrightarrow \hat{v}$  in the second solution, (7). This gives

$$\hat{\tilde{u}} = u + \frac{p - r}{v - \tilde{v}} + \frac{q - r}{v - \hat{v}}, \quad \hat{\tilde{v}} = \hat{v} + \tilde{v} - v,$$

of which the first equation gives rise to the linear (difference) equation

$$D : (\hat{\tilde{u}} + u) - (\tilde{u} + \hat{u}) = 0, \quad (26)$$

due to (23). Thus, the auto-BT (25) is an auto-BT for both  $Q1_0(p', q') = 0$  and  $D = 0$ . This is quite special; for only two ABS equations (H1 and H3<sub>δ</sub>) we find decoupling in the second solution, applying the symmetric switch.

Note that in the asymmetric case both the equation (21) and the auto-BT (22) only depend on  $p'$ , not on  $p$ . Similarly, for the symmetric case we have dependence on  $p', q'$ , and not on  $p, q$ . Therefore, in the sequel we will omit the prime.

### 2.3 Pictorial representation, and superposition principles

We will represent  $Q^a(p, q)[u] = 0$ , equation (20), pictorially as in Figure 5. The edge  $[\tilde{u}, \hat{\tilde{u}}]$  being torqued does not mean we switch  $\tilde{u}$  and  $\hat{\tilde{u}}$  on the lattice, but only in the equation.

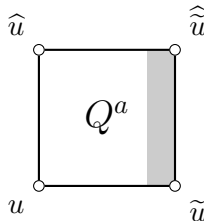


Figure 5: Representation of a torqued equation.

The results for the H1 equation obtained in the previous subsection can then be represented by the CAC systems in Figure 6.

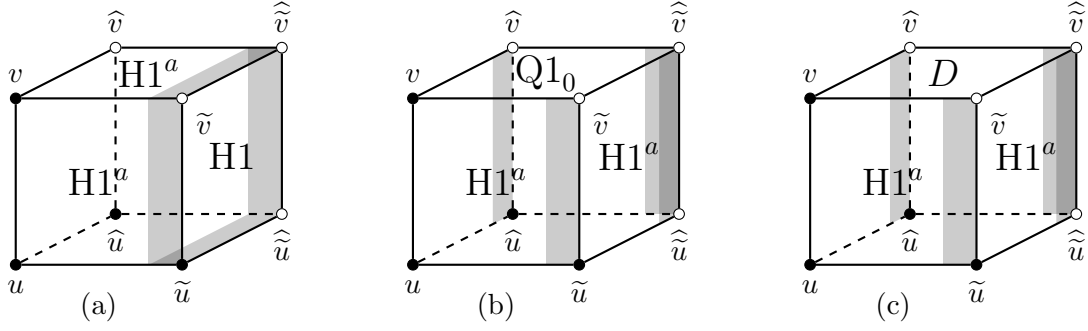


Figure 6: Consistent cubes, with torqued H1-equations.

The consistent cubes in Figure 6 represent auto-BTs. Each auto-BT maps a solution,  $u$ , to the equation on the bottom face, to a new solution (with parameter  $r$ ),  $v$ , to the equation on the top face. We now apply the same auto-BT but with parameter  $s$  to both solutions  $u, v$  to create two new solutions, called  $z, w$  respectively. A relation of the form  $S(u, v, z, w, r, s) = 0$  between the four solutions  $u, v, z$  and  $w$  is called a *superposition principle*.

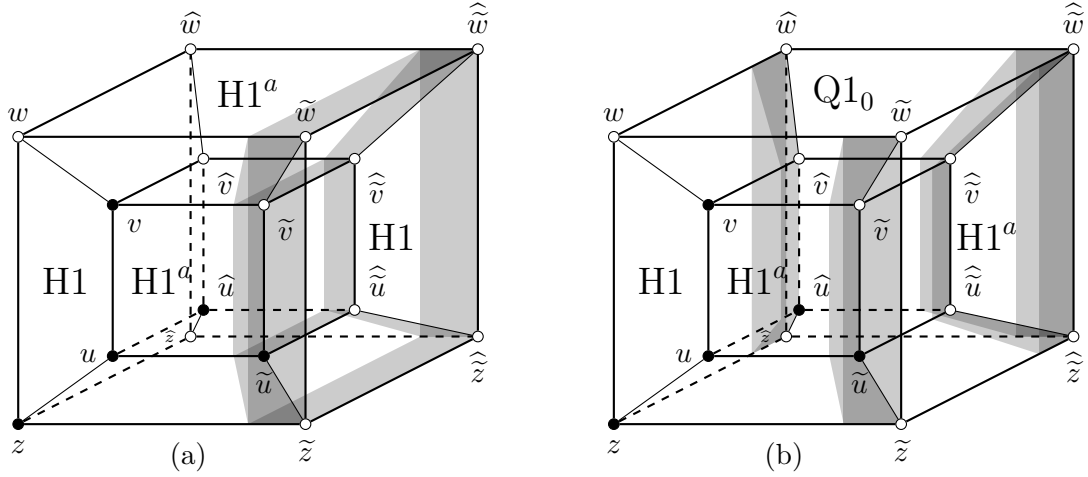


Figure 7: 4D cubes representing auto-BTs with their superposition principles.

It can be seen from Figure 7 that the superposition principles for both the asymmetric auto-BT and the symmetric auto-BT is equal to the equation H1. Each 4D-cube consists of 7 3D-cubes (center, top, bottom, front, back, left and right), excluding the outer 3D-cube. We have placed the 3D cube from Figure 6(a) in the center of Figure 7(a) and, as we apply the same auto-BT to both  $u$  and  $v$ , we place Figure 6(a) also in the top and bottom cubes of Figure 7(a). As parallel faces carry the same equation, in the front and back cubes the same configuration as in Figure 6(a) appears, whereas in the left and right cubes we find no torqued equations. All four cubes left, right, front and back are CAC if we impose the equation  $H1 = 0$  on the inner faces, i.e. the face  $z - u - v - w$  and their shifts. Similarly, placing the cube from Figure 6(b) in the center, top and bottom cube of a 4D-cube yields the cube from Figure 6(a) on the remaining 4 cubes, as depicted in Figure 7(b), where the equation  $Q1_0$  may be replaced by  $D$  (26).



### 3 Torqued auto-BTs for ABS equations and torqued ABS equations

The ABS equations are

$$\text{H1} : (u - \widehat{u})(\widetilde{u} - \widehat{u}) - p + q = 0,$$

$$\text{H2} : (u - \widehat{u})(\widetilde{u} - \widehat{u}) - (p - q)(u + \widetilde{u} + \widehat{u} + \widehat{\widetilde{u}} + p + q) = 0,$$

$$\text{H3}_\delta : p(u\widetilde{u} + \widehat{u}\widehat{\widetilde{u}}) - q(u\widehat{u} + \widetilde{u}\widehat{\widetilde{u}}) + \delta(p^2 - q^2) = 0,$$

$$\text{A1}_\delta : p(u + \widehat{u})(\widetilde{u} + \widehat{\widetilde{u}}) - q(u + \widetilde{u})(\widehat{u} + \widehat{\widehat{\widetilde{u}}}) - \delta^2 pq(p - q) = 0,$$

$$\text{A2} : p(1 - q^2)(u\widetilde{u} + \widehat{u}\widehat{\widetilde{u}}) - q(1 - p^2)(u\widehat{u} + \widetilde{u}\widehat{\widetilde{u}}) - (p^2 - q^2)(1 + u\widetilde{u}\widehat{u}\widehat{\widetilde{u}}) = 0,$$

$$\text{Q1}_\delta : p(u - \widehat{u})(\widetilde{u} - \widehat{\widetilde{u}}) - q(u - \widetilde{u})(\widehat{u} - \widehat{\widehat{\widetilde{u}}}) + \delta^2 pq(p - q) = 0,$$

$$\text{Q2} : p(u - \widehat{u})(\widetilde{u} - \widehat{\widetilde{u}}) - q(u - \widetilde{u})(\widehat{u} - \widehat{\widehat{\widetilde{u}}}) + pq(p - q)(u + \widetilde{u} + \widehat{u} + \widehat{\widehat{\widetilde{u}}} - p^2 + pq - q^2) = 0,$$

$$\text{Q3}_\delta : p(1 - q^2)(u\widehat{u} + \widetilde{u}\widehat{\widehat{\widetilde{u}}}) - q(1 - p^2)(u\widetilde{u} + \widehat{u}\widehat{\widehat{\widetilde{u}}}) - (p^2 - q^2) \left( \widetilde{u}\widehat{u} + u\widehat{\widetilde{u}} + \frac{\delta^2(1 - p^2)(1 - q^2)}{4pq} \right) = 0,$$

$$\text{Q4} : \text{sn}(p)(u\widetilde{u} + \widehat{u}\widehat{\widetilde{u}}) - \text{sn}(q)(u\widehat{u} + \widetilde{u}\widehat{\widetilde{u}}) + \text{sn}(p - q) \left( k \text{sn}(p)\text{sn}(q)(u\widetilde{u}\widehat{u}\widehat{\widetilde{u}} + 1) - \widetilde{u}\widehat{u} - u\widehat{\widetilde{u}} \right) = 0,$$

where we have taken the Hietarinta form of Q4, found in [9], in which  $k$  is the elliptic modulus of the Jacobi sine function  $\text{sn}$ .

For some of the ABS equations the parameter transformation in their torqued counterpart is different than the additive one we have seen for H1. We provide details for H3<sub>0</sub>, where the parameter transformation is multiplicative.

**Multiplicative example, H3<sub>0</sub>.** The natural auto-BT for H3<sub>0</sub> is given by

$$A = p(u\widetilde{u} + v\widetilde{v}) - r(uv + \widehat{u}\widehat{v}) = 0, \quad B = q(u\widehat{u} + v\widehat{v}) - r(uv + \widehat{u}\widehat{v}) = 0. \quad (27)$$

Solving the equations  $A = \widehat{A} = B = \widehat{B} = 0$  yields two solutions, which gives rise to:

- a decoupled system,

$$p(u\widetilde{u} + \widehat{u}\widehat{\widetilde{u}}) - q(u\widehat{u} + \widetilde{u}\widehat{\widehat{\widetilde{u}}}) = 0, \quad p(v\widetilde{v} + \widehat{v}\widehat{\widetilde{v}}) - q(v\widehat{v} + \widetilde{v}\widehat{\widehat{\widetilde{v}}}) = 0, \quad (28)$$

which is just H3<sub>0</sub>[ $u$ ] = H3<sub>0</sub>[ $v$ ] = 0,

- and a coupled system,

$$\widetilde{u}\widehat{u} - v\widehat{v} = 0, \quad \widetilde{v}\widehat{v} - u\widehat{u} = 0, \quad (29)$$

which is written in the form (4) as

$$(u\widehat{v} + \widehat{u}\widehat{\widetilde{v}})p - (u\widehat{u} + \widetilde{u}\widehat{\widehat{\widetilde{u}}})r = 0, \quad (v\widehat{v} + \widehat{v}\widehat{\widetilde{v}})p - (v\widehat{v} + \widetilde{v}\widehat{\widehat{\widetilde{v}}})r = 0. \quad (30)$$

**Asymmetric auto-BT.** The asymmetric auto-BT is obtained by switching  $\widetilde{u} \leftrightarrow \widetilde{v}$  in (27),

$$A = p(u\widetilde{v} + v\widetilde{u}) - r(uv + \widehat{u}\widehat{v}) = 0, \quad B = q(u\widehat{u} + v\widehat{v}) - r(uv + \widehat{u}\widehat{v}) = 0. \quad (31)$$

Switching  $\widetilde{u} \leftrightarrow \widetilde{v}$  and  $\widehat{u} \leftrightarrow \widehat{v}$  in the coupled system (30) leads to the decoupled system

$$p(u\widehat{u} + \widetilde{u}\widehat{\widehat{\widetilde{u}}}) - r(u\widehat{u} + \widetilde{u}\widehat{\widehat{\widetilde{u}}}) = 0, \quad p(v\widehat{v} + \widetilde{v}\widehat{\widehat{\widetilde{v}}}) - r(v\widehat{v} + \widetilde{v}\widehat{\widehat{\widetilde{v}}}) = 0. \quad (32)$$

These equations should not depend on  $r$ . So we introduce the variable  $p^* = p/r$  and the following notation.

**Notation.** We will adopt the notation  $Q^m = 0$  with

$$Q^m(p, q)[u] = Q^m([u, \widehat{u}], [\widetilde{u}, \widehat{\widetilde{u}}]; p, q) = Q([u, \widehat{u}], \sigma[\widetilde{u}, \widehat{\widetilde{u}}]; pq, q) \quad (33)$$

for the multiplicative torqued version of a lattice equation  $Q = 0$ .

By doing so, the equations (32) are captured by

$$\text{H3}_0^m(p^*, q)[u] = \text{H3}_0^m(p^*, q)[v] = 0,$$

and the  $A$ -part of the auto-BT (31) becomes

$$A = \text{H3}_0^m([u, v], [\tilde{u}, \tilde{v}]; p^*, r) = 0.$$

**Symmetric auto-BT.** The symmetric auto-BT is obtained by switching  $\tilde{u} \leftrightarrow \tilde{v}$  and  $\hat{u} \leftrightarrow \hat{v}$  in (27),

$$A = p(u\tilde{v} + v\tilde{u}) - r(uv + \tilde{u}\tilde{v}) = 0, \quad B = q(u\hat{v} + v\hat{u}) - r(uv + \hat{u}\hat{v}) = 0, \quad (34)$$

which is conveniently written as  $\text{H3}_0^m(p^*, r) = \text{H3}_0^m(q^*, r) = 0$ , where  $q^* = q/r$ . Switching  $\tilde{u} \leftrightarrow \tilde{v}$  and  $\hat{u} \leftrightarrow \hat{v}$  in the decoupled system (28), and eliminating the dependence on either  $\tilde{u}, \hat{u}$  or  $\tilde{v}, \hat{v}$ , using (34) leads to the decoupled system (up to an irrelevant factor  $r^3$ )

$$\text{Q3}_0(p^*, q^*)[u] = \text{Q3}_0(p^*, q^*)[v] = 0. \quad (35)$$

As for the H1 equation, switching  $\tilde{u} \leftrightarrow \tilde{v}$  and  $\hat{u} \leftrightarrow \hat{v}$  in the coupled system (29), and eliminating the dependence on either  $\tilde{u}, \hat{u}$  or  $\tilde{v}, \hat{v}$ , using (34) leads to another decoupled system, of which the  $u$ -equation is the quotient equation

$$K : u\hat{\tilde{u}} - \tilde{u}\hat{u} = 0. \quad (36)$$

For equations  $\text{H3}_\delta$ , A2 and  $\text{Q3}_\delta$  the dependence on the parameters is the same as in the  $\text{H3}_0$  case. As we no longer have dependence on  $p, q$ , we will omit the asterisk in the sequel (remember, we were also going to omit the prime we used for the additive parameters).

For each ABS equation the natural auto-BT is an auto-BT for an equation which depends on both  $u, v$  and which is planar. As we also know each ABS equation has the tetrahedron property, this leads to the following theorem, whose proof is obtained by direct calculation.

**Theorem 4.** *For each ABS equation both system (13) and system (15) provide an auto-BT for a quad-equation. For equations H2, A1, Q1, Q2 and Q4 the dependence on the parameters is additive. For equations H3, A2 and Q3 the dependence on the parameters is multiplicative. The asymmetric and symmetric torqued auto-BTs (t-auto-BTs) and the equations they give rise to are provided in Table 1 and Table 2.*

Equation $Q(p, q) = 0$	Asymmetric t-auto-BT $Q^a(p, r) = Q(q, r) = 0$	Symmetric t-auto-BT $Q^a(p, r) = Q^a(q, r) = 0$
H1	H1 <sup>a</sup>	Q1 <sub>0</sub> or $D$
H2	H2 <sup>a</sup>	Q1 <sub>1</sub>
A1 <sub>δ</sub>	A1 <sub>δ</sub> <sup>a</sup>	Q1 <sub>δ</sub>
Q1 <sub>δ</sub>	Q1 <sub>δ</sub> <sup>a</sup>	Q1 <sub>δ</sub>
Q2	Q2 <sup>a</sup>	Q2
Q4	Q4 <sup>a</sup>	Q4

Table 1: Torqued auto-Bäcklund transformations, additive cases.

Equation $Q(p, q) = 0$	Asymmetric t-auto-BT $Q^m(p, r) = Q(q, r) = 0$	Symmetric t-auto-BT $Q^m(p, r) = Q^m(q, r) = 0$
H3 <sub>0</sub>	H3 <sub>0</sub> <sup>m</sup>	$K$
H3 <sub>δ</sub>	H3 <sub>δ</sub> <sup>m</sup>	Q3 <sub>0</sub>
A2	A2 <sup>m</sup>	Q3 <sub>0</sub>
Q3 <sub>δ</sub>	Q3 <sub>δ</sub> <sup>m</sup>	Q3 <sub>δ</sub>

Table 2: Torqued auto-Bäcklund transformations, multiplicative cases.

For each auto-BT mentioned in Tables 1 and 2, the superposition principle is given by the original equation, i.e. it takes the form

$$Q([u, z], [v, w]; r, s) = 0, \quad (37)$$

cf. Figure 7.

Each additive torqued equation of type  $Q$  satisfies  $Q^a(p, q) = Q(-p, q)$  (for Q4 this is due to the anti-symmetry of the Jacobi sine function), whereas for the multiplicative equation  $Q3_\delta^m(p, q) = qp^2Q3(1/p, q)$ , and for the  $A$ -equations we have  $A1^a([u, \hat{u}], [\tilde{u}, \hat{\tilde{u}}]; p, q) = A1([u, \hat{u}], [-\tilde{u}, -\hat{\tilde{u}}]; -p, q)$ , and  $A2^a([u, \hat{u}], [\tilde{u}, \hat{\tilde{u}}]; p, q) = qp^2\tilde{u}\hat{\tilde{u}}A2([u, \hat{u}], [1/\tilde{u}, 1/\hat{\tilde{u}}]; 1/p, q)$ . It is not difficult to verify that we can adjust the signs on the whole cube, cf. [2, Proof of Theorem 4], to show that, for these equations, the torqued cubes are equivalent to the natural ones.

The consistent cubes with H-type equations are special cases of consistent cubes listed in [6, 7]. This connection is made precise in section 6. Whereas for  $\epsilon = 0$  the rhombic version of  $H_i^\epsilon$  corresponds to ABS equation  $H_i$ , the trapezoidal version of  $H_i^0$  corresponds to a t-ABS equation.

The Bäcklund transformations given in [3, Table 2] consist of torqued ABS equations. Our result explains how the corresponding consistent cubes relate to the CAC property of ABS-equations.

## 4 Torqued non-natural auto-BTs for $H3_\delta$ , A2 and $Q3_0$

One does not have to take the natural auto-BT as the starting point. For example, consider the equations

$$A = u\tilde{u} + v\tilde{v} + \delta p = 0, \quad B = u\hat{u} + v\hat{v} + \delta q = 0, \quad (38)$$

which provide an auto-BT for  $H3_\delta$  [18], and note that it does not depend on a Bäcklund parameter. Performing the symmetric switch we obtain

$$u\tilde{v} + v\tilde{u} + \delta p = 0, \quad u\hat{v} + v\hat{u} + \delta q = 0, \quad (39)$$

which provides an auto-BT for  $H3_0$ . Here, the parameter  $\delta$  now acts as a Bäcklund parameter. The asymmetric switch does not lead to a decoupled system.

To find a superposition principle for the auto-BT (38), we pose the following equations on the front cube of a 4D cube (see Figure 7 for the labeling of the vertices):

$$\begin{aligned} u\tilde{u} + v\tilde{v} + \delta p &= 0 && \text{(back)} \\ z\tilde{z} + w\tilde{w} + \delta p &= 0 && \text{(front)} \\ u\tilde{u} + z\tilde{z} + \delta p &= 0 && \text{(bottom)} \\ v\tilde{v} + w\tilde{w} + \delta p &= 0 && \text{(top)}. \end{aligned} \quad (40)$$

These equations are coupled and we can neither eliminate all variables  $u, v, w, z$  nor their upshifts  $\tilde{u}, \tilde{v}, \tilde{w}, \tilde{z}$ . We can however derive the equations

$$u\tilde{u} - w\tilde{w} = 0, \quad v\tilde{v} - z\tilde{z} = 0,$$

which show that a superposition principle is given by the (reducible) equation

$$(u - w)(v - z) = 0. \quad (41)$$

The equations (40) decouple after application of the symmetric switch, here we can derive both equations  $u = w$  and  $v = z$ , as well as their upshifted versions. Consequently, (41) is also a superposition principle for (39).

The non-natural auto-BT (38) can be conveniently written as

$$Q(p, 0) = Q(q, 0) = 0, \quad (42)$$

where  $Q = H3_\delta$ . Both equations A2 and  $Q3_0$  give rise to non-natural auto-BTs of the same form (42), cf. [18], and to torqued versions thereof, as per the below theorem.

**Notation.** We will adopt the notation  $Q^t = 0$  with

$$Q^t(p, q)[u] = Q^t([u, \widehat{u}], [\widetilde{u}, \widehat{\widetilde{u}}]; p, q) = Q([u, \widehat{u}], \sigma[\widetilde{u}, \widehat{\widetilde{u}}]; p, q) \quad (43)$$

for the (plain) torqued version of a lattice equation  $Q = 0$ .

**Theorem 5.** *For the ABS equations  $H3_\delta$ ,  $A2$  and  $Q3_0$ , the system (42) provides a non-natural auto-BT. In each case, the system (15) provides a torqued auto-BT for  $H3_0$ , and for  $A2$  and  $Q3_0$  the system (13) provides an auto-BT for a quad-equation which depends on only lattice parameter. The non-natural auto-BTs and their torqued counterparts are provided in Table 3.*

Equation	Auto-BT	Symmetric t-auto-BT	Asymmetric t-auto-BT
$Q(p, q) = 0$	$Q(p, 0) = Q(q, 0) = 0$	$Q^t(p, 0) = Q^t(q, 0) = 0$	$Q^t(p, 0) = Q(q, 0) = 0$
$H3_\delta$	$H3_\delta$	$H3_0$	–
$A2$	$A2$ or $P : u\widehat{u}\widehat{\widetilde{u}} = 1$	$H3_0$	$A2(0, q^{-1})$
$Q3_0$	$Q3_0$ or $K$	$H3_0$	$Q3_0(0, q)$

Table 3: Degenerate auto-Bäcklund transformations.

All the auto-BTs in Table 3 admit (41) as their superposition principle. The symmetric torqued auto-BTs obtained from  $A2$  and  $Q3_\delta$  furthermore admit the superposition principle

$$(uw - 1)(vz - 1) = 0. \quad (44)$$

The quad equation  $H3_\delta(p, 0)$  is of type  $H^6$ , a special case of  $D_4$ , with  $\delta_1 = \delta_2 = 0$ , cf. [6]. The equations  $A2_\delta(p, 0)$  and  $Q3_0(p, 0)$  are of type  $H^4$ , equivalent to a special case of  $H3$ . By suitable Möbius transformations, equation  $D$  (26) relates to the equation of type  $H^6$  named  $D_1$ , and equations  $K$  (36) and  $P$  relate to equation  $D_4$ , with  $\delta_1 = \delta_2 = \delta_3 = 0$ . The equations (41) and (44) are of type  $H^4$ , and relate to  $H1$ , with  $p = q = 0$ . The consistent cubes in Table 3 which contain  $P$  and  $K$  do not have the tetrahedron property. All other consistent cubes in Table 3 do have that property. However, we have not been able to identify any of them in the classification given in [6, 7].

## 5 A torqued $H3_0^*$ equation

A list of multi-quadratic quad equations:  $H2^*$ ,  $H3_\delta^*$ ,  $A1^*$ ,  $A2^*$ ,  $Q1^*$ ,  $Q2^*$ ,  $Q3_\delta^*$ ,  $Q4_c^*$ , where  $\delta \in \{0, 1\}$  and  $c \in \{0, \pm 1, \pm i\}$ , was given in [4, Section 4]. Due to the special factorisation of their discriminants these models can be reformulated as single-valued systems. The models can be consistently posed on the cube, however sign choices lead to four solutions. Here, we show that the torqued version of  $H3_0^*$  forms a symmetric auto-BT for a multi-quartic quad equation, and that it admits an asymmetric auto-BT itself. Whether other multi-quadratic quad equations admit torqued versions remains to be seen.

For the  $H3_\delta^*$  equation

$$\begin{aligned} H3_\delta^*([u, \widehat{u}], [\widetilde{u}, \widehat{\widetilde{u}}]; p, q) = & (p - q) \left( p(u\widehat{u} - \widetilde{u}\widehat{\widetilde{u}})^2 - q(u\widetilde{u} - \widehat{u}\widehat{\widetilde{u}})^2 \right) + pq(u - \widehat{u})^2(\widetilde{u} - \widehat{\widetilde{u}})^2 \\ & - 4\delta^2(p - q)(u - \widehat{u})(\widetilde{u} - \widehat{\widetilde{u}}) = 0, \end{aligned} \quad (45)$$

we find that  $\widehat{\widetilde{v}}$  satisfies

$$\begin{aligned} & u \left( p(q - r)^2(\widehat{u}v - \widehat{\widetilde{v}}\widehat{u}) + q(p - r)^2(\widetilde{u}v - \widehat{\widetilde{v}}\widehat{u}) + r(p - q)^2(\widehat{u}\widehat{u} - \widehat{\widetilde{v}}v) \right) \\ & + 2(\sigma_1\sigma_2 - \delta^2)(r - p)(r - q)(\widehat{\widetilde{v}} - v) + 2(\sigma_1\sigma_3 - \delta^2)(q - p)(q - r)(\widehat{\widetilde{v}} - \widehat{u}) \\ & + 2(\sigma_2\sigma_3 - \delta^2)(p - q)(p - r)(\widehat{\widetilde{v}} - \widetilde{u}) = 0 \end{aligned} \quad (46)$$

with

$$\sigma_1^2 = pu\widetilde{u} + \delta^2, \quad \sigma_2^2 = qu\widehat{u} + \delta^2, \quad \sigma_3^2 = ruv + \delta^2. \quad (47)$$

Although equation (46) involves five points, when  $\delta = 0$  the variable  $u$  can be eliminated (as  $\sigma_i\sigma_j/u$  does not depend on  $u$ ) and therefore the equation (45) with  $\delta = 0$  possesses the tetrahedron property.

The multiplicative torqued version, cf. notation (33), of  $H3_0^*$  is

$$H3_0^{*m}(p, q)[u] = (p-1)(p(u\hat{u} - \tilde{u}\hat{u})^2 - (u\hat{u} - \tilde{u}\hat{u})^2) + p(u - \tilde{u})^2(\hat{u} - \tilde{u})^2 = 0 \quad (48)$$

with vanishing parameter  $q$ .

**Theorem 6.** *The symmetric system*

$$\begin{aligned} H3_0^{*m}(p, r) &= (p-1)(p(uv - \tilde{u}\tilde{v})^2 - (u\tilde{v} - v\tilde{u})^2) + p(u - \tilde{u})^2(v - \tilde{v})^2 = 0, \\ H3_0^{*m}(q, r) &= (q-1)(q(uv - \hat{u}\hat{v})^2 - (u\hat{v} - v\hat{u})^2) + q(u - \hat{u})^2(v - \hat{v})^2 = 0 \end{aligned} \quad (49)$$

acts as an auto-BT for

$$\begin{aligned} &p(q-1)^2(\hat{u}u - \tilde{u}\hat{u}) + q(p-1)^2(\tilde{u}u - \hat{u}\tilde{u}) + (p-q)^2(\tilde{u}\hat{u} - \hat{u}\tilde{u}) \\ &+ 2\sigma_2(p-q)(p-1)(\hat{u} - \tilde{u}) + 2\sigma_1(q-p)(q-1)(\tilde{u} - \hat{u}) + 2\sigma_1\sigma_2(1-p)(1-q)(\hat{u}/u - 1) = 0 \end{aligned} \quad (50)$$

which is equivalent to a multi-quartic quad equation, and the asymmetric system

$$H3_0^{*m}(p, r) = H3_0^*(q, r) = 0$$

provides an auto-BT for  $H3_0^{*m}$ .

*Proof.* The equations (48) and (50) are obtained by replacing  $p \rightarrow pq$  and switching  $\tilde{u} \leftrightarrow \hat{u}$  in respectively (45) and (46) taking  $\delta = 0$ . The symmetric claim follows from the tetrahedron property of  $H3_0^*$ . Next, consider the cube system

$$\begin{aligned} H3_0^{*m}(p, q) = 0, \quad H3_0^{*m}(p, r) = 0, \quad H3_0^*(q, r) = 0, \\ \overline{H3_0^{*m}}(p, q) = 0, \quad \widehat{H3_0^{*m}}(p, r) = 0, \quad \widetilde{H3_0^*}(q, r) = 0. \end{aligned} \quad (51)$$

Solving  $H3_0^{*m}(p, q) = 0$ ,  $H3_0^*(q, r) = 0$  leads to

$$H3_0^{*m}(u, \tilde{u}, \hat{u}, \tilde{u}; p, \sigma_1) = p(u\hat{u} - \tilde{u}\hat{u}) - (u\hat{u} - \tilde{u}\hat{u}) + 2\sigma_1(\hat{u} - \tilde{u}) = 0, \quad (52)$$

$$H3_0^{*m}(\hat{u}, \tilde{u}, u, \tilde{u}; p, \hat{\sigma}_1) = p(u\hat{u} - \tilde{u}\hat{u}) + (u\hat{u} - \tilde{u}\hat{u}) + 2\hat{\sigma}_1(u - \tilde{u}) = 0, \quad (53)$$

$$H3_0^*(u, \hat{u}, \bar{u}, \tilde{u}; q, r, \sigma_2\sigma_3) = u(q(u\bar{u} - \hat{u}\bar{u}) + r(u\hat{u} - \bar{u}\tilde{u})) - 2(u - \bar{u})\sigma_2\sigma_3 = 0. \quad (54)$$

From equation (52) and (54) we derive

$$\hat{u} = \frac{pu + \tilde{u} + 2\sigma_1}{p\tilde{u} + u + 2\sigma_1} \hat{u}, \quad \bar{u} = \frac{pu + \tilde{u} + 2\sigma_1}{p\tilde{u} + u + 2\sigma_1} \bar{u}, \quad \bar{u} = \frac{qu\bar{u} + ru\hat{u} - 2\sigma_2\sigma_3}{qu\hat{u} + ru\bar{u} - 2\sigma_2\sigma_3} u. \quad (55)$$

Making use of the form (53), we have

$$\hat{\sigma}_1 = -\frac{p(u\hat{u} - \tilde{u}\hat{u}) + u\hat{u} - \tilde{u}\hat{u}}{2(u - \tilde{u})}, \quad \bar{\sigma}_1 = -\frac{p(u\bar{u} - \hat{u}\bar{u}) + u\bar{u} - \hat{u}\bar{u}}{2(u - \tilde{u})}. \quad (56)$$

Substituting (55) and (56) in  $\overline{H3_0^{*m}}(p, q) = 0$ ,  $\widehat{H3_0^{*m}}(p, r) = 0$ , we can determine

$$\bar{\bar{u}} = \frac{qu\bar{u} + ru\hat{u} - 2\sigma_2\sigma_3}{qu\hat{u} + ru\bar{u} - 2\sigma_2\sigma_3} \tilde{u}. \quad (57)$$

Based on (55) and the relation  $p^2\sigma_2\sigma_3\widehat{\sigma}_2\bar{\sigma}_3 = qr\sigma_1^2\hat{\sigma}_1\bar{\sigma}_1$ , solving  $\widetilde{H3_0^*}(q, r) = 0$ , we derive the equivalent value

$$\bar{\bar{u}} = \frac{2qru\hat{u}\bar{u} - \sigma_2\sigma_3(q\bar{u} + r\hat{u})}{2qru\hat{u}\bar{u} - \sigma_2\sigma_3(q\hat{u} + r\bar{u})} \tilde{u}.$$

This shows that the cube system (51) is consistent.  $\square$

## 6 Concluding remarks

We have provided a method which takes an auto-BT and produces another auto-BT for a different equation. In other words, the method provides relationship between equations and their auto-BTs. The crucial property which lies at the heart of the symmetric torqued auto-BTs is the tetrahedron property, see Figure 4. The corresponding key property for the asymmetric torqued auto-BTs has been the planar property, illustrated in Figure 2. By torquing the natural ABS auto-BTs we obtained auto-BTs for an ABS equation of type  $Q$ , in the symmetric case, or a t-ABS equation, in the asymmetric case. Thus, each ABS equation has a torqued variant (additive or multiplicative):

$$H1^a : (u - \tilde{u})(\widehat{u} - \widehat{\tilde{u}}) - p = 0,$$

$$H2^a : (u - \tilde{u})(\widehat{u} - \widehat{\tilde{u}}) - p(u + \tilde{u} + \widehat{u} + \widehat{\tilde{u}} + p + 2q) = 0,$$

$$H3_\delta^m : p(u\widehat{\tilde{u}} + \widehat{u}\tilde{u}) - (u\widehat{u} + \widehat{\tilde{u}}\tilde{u}) + \delta(p^2 - 1)q = 0,$$

$$A1_\delta^a : (p + q)(u + \widehat{u})(\tilde{u} + \widehat{\tilde{u}}) - q(u + \widehat{\tilde{u}})(\widehat{u} + \tilde{u}) - \delta^2 pq(p + q) = 0,$$

$$A2^m : p(1 - q^2)(u\widehat{\tilde{u}} + \widehat{u}\tilde{u}) - (1 - p^2 q^2)(u\widehat{u} + \widehat{\tilde{u}}\tilde{u}) - (p^2 - 1)q(1 + u\widehat{\tilde{u}}\widehat{\tilde{u}}) = 0,$$

$$Q1_\delta^a : (p + q)(u - \widehat{u})(\widehat{u} - \tilde{u}) - q(u - \widehat{\tilde{u}})(\widehat{u} - \tilde{u}) + \delta^2 pq(p + q) = 0,$$

$$Q2^a : (p + q)(u - \widehat{u})(\widehat{u} - \tilde{u}) - q(u - \widehat{\tilde{u}})(\widehat{u} - \tilde{u}) + pq(p + q)(u + \tilde{u} + \widehat{u} + \widehat{\tilde{u}} - p^2 + pq - q^2) = 0,$$

$$Q3_\delta^m : p(1 - q^2)(u\widehat{u} + \widehat{\tilde{u}}\tilde{u}) - (1 - p^2 q^2)(u\widehat{\tilde{u}} + \widehat{\tilde{u}}\tilde{u}) \\ - (p^2 - 1)q \left( u\tilde{u} + \widehat{\tilde{u}}\tilde{u} + \frac{\delta^2(1 - p^2 q^2)(1 - q^2)}{4pq^2} \right) = 0,$$

$$Q4^a : \operatorname{sn}(p + q)(u\widehat{\tilde{u}} + \widehat{\tilde{u}}\tilde{u}) - \operatorname{sn}(q)(u\widehat{u} + \widehat{\tilde{u}}\tilde{u}) + \operatorname{sn}(p) \left( k \operatorname{sn}(p + q)\operatorname{sn}(q)(u\widehat{\tilde{u}}\widehat{\tilde{u}} + 1) - \widehat{\tilde{u}} - u\tilde{u} \right) = 0.$$

Our results imply that each t-ABS equation is integrable in the sense that it is CAC, and hence it has an auto-BT, and admits a Lax-representation. The consistent cubes in which they appear are given in Tables 1 and Table 2. For example, the second item in Table 1 yields the following two consistent cubes, cf. Figure 1:

$$A = H2_\delta^a(p, r) = 0, \quad B = H2_\delta(q, r) = 0, \quad Q = H2_\delta^a(p, q) = 0,$$

where the auto-BT  $A = B = 0$  is asymmetric, and

$$A = H2_\delta^a(p, r) = 0, \quad B = H2_\delta^a(q, r) = 0, \quad Q = Q1_1(p, q) = 0,$$

where the auto-BT  $A = B = 0$  is symmetric. The torqued equations which appear in these cubes can be represented as in Figure 6, and they can be extended to 4D cubes, cf. Figure 7, representing the superposition principles, which take the form  $H2([u, z], [v, w]; r, s) = 0$  for each of the above cases.

We have rediscovered all symmetric auto-BTs given in [3, Table 2]. They are given by the second and third item in Table 1 and the first two items in Table 2 (right column). Thus we have shown how such auto-BTs arise from the natural auto-BTs which are implied by the CAC property of certain ABS equations. The torqued  $Q$ -equations were found before in [2], where it was shown that their consistent cubes are equivalent to the natural one. The torqued H-equations are special cases of trapezoidal versions of  $H^4$  equations classified in [6, 7]. In Table 4 we relate our  $H$ -type consistent cubes to consistent cubes given in [6]

Table(row,column)	1(1,1)	1(1,2) Q1 <sub>0</sub>	1(2,1)	1(2,2)	2(2,1)	2(2,2)
Eq. in [6]	(3.12)	(3.8)	(3.13)	(3.9)	(3.14)	(3.10)

Table 4: Torqued cube systems obtained from the H-equations identified as special cases of asymmetric systems derived in [6]. The element 1(1,1), in row 1, column 1 in Table 1, is  $H1^a$ .

The consistent cube in Table 1 with  $D$ , as well as the one in Table 2 with  $K$ , do not possess the tetrahedron property and hence fall outside the scope of [6, 7]. The non-natural auto-BTs for  $H3_\delta$ ,  $A2$

and  $Q3_0$  were found in [18]. We have not been able to identify their 3D consistent cubes, nor those of their torqued variants, as presented in Table 3, in the classification [6, 7]. As these systems, with the exception of those carrying  $P$  and  $K$ , do admit the tetrahedron property this indicates that that classification is not complete. To the best of our knowledge, the torqued multi-quadratic equation (48) and the multi-quartic quad equation which can be derived from equation (50) are new.

By cyclic rotation or interchange of shifts and parameters, cf. [10, Section 2.1] or [16, Lemma 2.1], *all* equations which are part of an auto-BT admit an auto-BT themselves. This implies that each symmetric torqued auto-BT obtained in the current paper can be used to create an (asymmetric) auto-BT for the corresponding t-ABS equation which is different than the asymmetric torqued auto-BT provided here. In [16] such an auto-BT is explicitly given and subsequently used to find a seed and a 1-soliton solution for  $H2^a$ . Similarly, auto-BTs for each equation in the auto-BTs in Table 3 are obtained.

We would like to mention another mechanism which yields alternative auto-BTs, using parameter transformations. Let  $A(p, q) = B(p, q) = 0$  be an auto-BT for  $Q(p, q) = 0$ . If a transformation  $(p, q) \mapsto (p^\dagger, q^\dagger)$  leaves  $Q$  invariant, then  $A(p^\dagger, r) = B(q^\dagger, r) = 0$  provides an alternative auto-BT for  $Q(p, q) = 0$ . The ABS and t-ABS equations admit the parameter scaling symmetries presented in Table 5.

$(p^\dagger, q^\dagger)$	ABS and torqued ABS equations
$(p + c, q + c)$	H1
$(cp, cq)$	H3 <sub>0</sub> , Q1 <sub>0</sub> , Q1 <sub>0</sub> <sup>a</sup>
$(-p, -q)$	A1 <sub>δ</sub> , A1 <sub>δ</sub> <sup>a</sup> , Q1 <sub>δ</sub> , Q1 <sub>δ</sub> <sup>a</sup> , Q2, Q2 <sup>a</sup> , Q4, Q4 <sup>a</sup>
$(p^{-1}, q^{-1})$	A2, A2 <sup>m</sup> , Q3 <sub>δ</sub> , Q3 <sub>δ</sub> <sup>m</sup>

Table 5: Parameter scaling symmetries.

Finally, we note that multi-component t-ABS equations with corresponding auto-BTs exist, and can be constructed using the technique explained in [17].

## Acknowledgements

Financial support was provided by a La Trobe University China studies seed-funding research grant, by the department of Mathematics and Statistics of La Trobe University, and by the NSF of China [Grants 11631007, 11875040, 11801289].

## References

- [1] V.E. Adler, A.I. Bobenko, Yu. B. Suris, Classification of integrable equations on quad-graphs, the consistency approach, *Commun. Math. Phys.* 233 (2003) 513–543.
- [2] V.E. Adler, A.I. Bobenko, Yu. B. Suris, Discrete nonlinear hyperbolic equations. Classification of integrable cases, *Funct. Anal. Appl.* 43 (2009), 3–17.
- [3] J. Atkinson, Bäcklund transformations for integrable lattice equations, *J. Phys. A: Math. Theor.* 41 (2008) 135202 (8pp).
- [4] J. Atkinson, M. Nieszporski, Multi-quadratic quad equations: integrable cases from a factorized-discriminant hypothesis, *Int. Math. Res. Not.* 2014 (2014) 4215–4240.
- [5] L. Bianchi, *Vorlesungen über Differentialgeometrie*, Teubner, Leipzig, 1899.
- [6] R. Boll, *Classification and Lagrangian Structure of 3D Consistent Quad-Equations*, PhD thesis, Technische Universität Berlin, 2012.

- [7] R. Boll, Classification of 3D consistent quad-equations, *J. Nonl. Math. Phys.* 18 (2011) 337–365. Corrigendum classification of 3D consistent quad-equations, *J. Nonl. Math. Phys.* 19 (2012) 1292001 (3pp).
- [8] R. Boll, On Bianchi permutability of Bäcklund transformations for asymmetric quad-equations, *J. Nonl. Math. Phys.* 20(4) (2013) 577–605.
- [9] J. Hietarinta, Searching for CAC-maps, *J. Nonl. Math. Phys.* 12(2) (2005) 223–230.
- [10] J. Hietarinta, Search for CAC-integrable homogeneous quadratic triplets of quad equations and their classification by BT and Lax, *J. Nonl. Math. Phys.* 26(3) (2019) 358–389.
- [11] J. Hietarinta, D.J. Zhang, Multisoliton solutions to the lattice Boussinesq equation, *J. Math. Phys.* 51 (2010) 033505 (12pp).
- [12] J. Hietarinta, D.J. Zhang, Soliton solutions for ABS lattice equations: II. Casoratians and bilinearization, *J. Phys. A: Math. Theor.* 42 (2009) 404006 (30pp).
- [13] J. Hietarinta, D.J. Zhang, Soliton taxonomy for a modification of the lattice Boussinesq equation, *SIGMA* 7 (2011) 061 (14pp).
- [14] F.W. Nijhoff, Lax pair for the Adler (lattice Krichever-Novikov) system, *Phys. Lett. A* 297 (2002) 49–58.
- [15] F.W. Nijhoff, A.J. Walker, The discrete and continuous Painlevé VI hierarchy and the Garnier systems, *Glasgow Math. J.* 43A (2001) 109–123.
- [16] X.L. Wei, P.H. van der Kamp, D.J. Zhang, Integrability of auto-Bäcklund transformations, and solutions of a torqued ABS equation, in preparation.
- [17] D.D. Zhang, P.H. van der Kamp, D.J. Zhang, Multi-component generalisation of CAC systems, *SIGMA* 16 (2020) 060 (30pp).
- [18] D.D. Zhang and D.J. Zhang, Addition formulae, Bäcklund transformations, periodic solutions, and quadrilateral equations, *Front. Math. China* 14(1) (2019) 203–223.