

On in-plane drill rotations for Cosserat surfaces

Maryam Mohammadi saem^{1,*}, Peter Lewintan¹ and Patrizio Neff¹

December 31, 2021

Abstract

We show under some natural smoothness assumptions that pure in-plane drill rotations as deformation mappings of a C^2 -smooth regular shell surface to another one parametrized over the same domain are impossible provided that the rotations are fixed at a portion of the boundary. Put otherwise, if the tangent vectors of the new surface are obtained locally by only rotating the given tangent vectors, and if these rotations have a rotation axis which coincides everywhere with the normal of the initial surface, then the two surfaces are equal provided they coincide at a portion of the boundary. In the language of differential geometry of surfaces we show that any isometry which leaves normals invariant and which coincides with the given surface at a portion of the boundary, is the identity mapping.

Keywords: compatibility, integrability, rigidity, in-plane drill rotations, isometry, invariant normal field, minimal surfaces, associate family of minimal surfaces, mean curvature, Rodrigues formula.

AMS 2020 subject classification: 74B20, 74A20, 74A10, 74K25, 53A05, 53A10.

1 Introduction

In this contribution we consider the apparently novel question whether nontrivial pure in-plane drill rotations may appear in the deformation of shells if boundary conditions are prescribed that fix the Cosserat drill rotations at a portion of the boundary.

1.1 Main result

Proposition 1.1. *Let $\omega \subset \mathbb{R}^2$ be a bounded Lipschitz domain. Assume that $m, y_0 \in C^2(\bar{\omega}, \mathbb{R}^3)$ are regular surfaces, $Q \in C^1(\bar{\omega}, \text{SO}(3))$ and*

$$\begin{aligned} Dm(x) &= Q(x) Dy_0(x), \quad Q(x) n_0(x) = n_0(x), \quad x \in \bar{\omega}, \\ m|_{\gamma_d} &= y_0|_{\gamma_d}, \end{aligned} \tag{1.1}$$

where $n_0 = \frac{\partial_1 y_0 \times \partial_2 y_0}{\|\partial_1 y_0 \times \partial_2 y_0\|}$ denotes the normal field on $y_0(\omega)$ and γ_d is a relatively open, non-empty subset of the boundary $\partial\omega$. Then $m \equiv y_0$.

¹Chair for Nonlinear Analysis and Modeling, Faculty of Mathematics, University of Duisburg-Essen, Thea-Leymann-Str. 9, 45127 Essen, Germany

*Corresponding author, email: maryam.mohammadi-saem@stud.uni-due.de.

The interest for this question is not coming from differential geometry per se, but is motivated from shell models with independent director fields, so called Cosserat-surfaces [12]. The additional field is a rotation vector field $Q \in \text{SO}(3)$, necessitating additional balance equations and offering the possibility to introduce new (material) parameters into the model, coupling in-plane tangent vector fields and the rotation field Q by a stiffness $\mu_c > 0$. The question of how to determine the Cosserat couple modulus μ_c is largely open in the dedicated literature [6, 4, 5, 7, 9, 10, 23, 35, 36, 42, 40, 3, 8, 17, 22, 25, 41, 44]. We focus therefore on the effect, this Cosserat couple modulus μ_c may have and arrive at investigating *pure in-plane drill rotations* for arbitrary shell surfaces. In the course of this investigation (see section 1.3 below) we connect the initial question to more standard rigidity results [26, 33, 2, 11] for solid bodies and thin shells.

With the result of Proposition 1.1, in the end we are seeing that the stiffness μ_c in Cosserat shell models is arguably connected to a boundary condition and therefore, its status as material parameter is in doubt.

Proposition 1.1 can be seen in the language of classical differential geometry of surfaces as:

Corollary 1.2. *Let $\omega \subset \mathbb{R}^2$ be a bounded Lipschitz domain. Assume that $m, y_0 \in C^2(\bar{\omega}, \mathbb{R}^3)$ are two regular surfaces and*

$$\begin{aligned} I_m(x) &= [Dm(x)]^T Dm(x) = [Dy_0(x)]^T Dy_0(x) = I_{y_0}(x), & n(x) &= n_0(x) & \forall x \in \bar{\omega}, \\ m|_{\gamma_d} &= y_0|_{\gamma_d}, \end{aligned} \tag{1.2}$$

where $n = \frac{\partial_1 m \times \partial_2 m}{\|\partial_1 m \times \partial_2 m\|}$ and $n_0 = \frac{\partial_1 y_0 \times \partial_2 y_0}{\|\partial_1 y_0 \times \partial_2 y_0\|}$ are the respective normal fields and γ_d is a relatively open, non-empty subset of the boundary $\partial\omega$. Then $m \equiv y_0$.

The results of this paper should perhaps not come as a surprise to experts in the field of differential geometry. Indeed, except for minimal surfaces, the Gauss map n_0 already determines the surface essentially, cf. [21, Theorem 2.5]. On the contrary, minimal surfaces come with a family of ‘associate surfaces’, which have all the same Gauss map but are distinct to each other. Comparable results to Corollary 1.2 can be found in [1, 21, 16] where different methods of proof were used and any connection to applications were missing. However, the latter result does not belong to the standard textbook knowledge in differential geometry and it is completely unknown in the field of shell-theory. The aim of the present paper is to give a straight forward proof without the techniques coming from differential geometry. We use the Rodrigues representation formula for rotations with given axis as well as repeated properties of the cross-product.

In order to set the stage, we recall some of the better known rigidity and integrability theorems, for 3D–bulk materials and 2D–surfaces. For a warm up, we tackle first the small rotation problem which already discloses some of the necessary techniques. The paper is now structured as follows: after setting our notations, in the next subsections 1.3 and 1.4, we will motivate the problem from an engineering point of view. The reader only interested in the mathematical development can safely skip this part. Then we are in section 2 recapitulating some well-known rigidity and integrability results for bulk materials and surfaces together with simple observations which turn up in our question. We complement this section with some preliminaries on rotations and induced boundary conditions. Then we consider in section 3 the case where the rotations in Proposition 3.2 are assumed to be small. In the subsequent section 4 we give the proof of Proposition 1.1 for the large rotation problem. We end with a conclusion, in section 5, putting our findings back in an engineering context.

The complementary problem

$$Dm(x) = U(x) Dy_0(x), \tag{1.3}$$

of finding all “compatible” in-plane stretches U , characterized by

$$U(x) n_0(x) = \kappa^+(x) n_0(x), \quad U(x) \in \text{Sym}^+(3), \quad \kappa^+(x) > 0, \tag{1.4}$$

has been completely solved more than ten years ago by Szwabowicz [39].¹

¹Szwabowicz uses a different notation, but his stretch tensor is basically the stretch tensor U satisfying (1.4). Note that since $U \in \text{Sym}^+(3)$ it can be orthogonally diagonalized, the stretch $U(x)$ satisfying (1.4) leaves the tangent plane $T_{y_0(x)} y_0(\omega)$ invariant. Therefore, the Gauss map is preserved as well.

1.2 Notation

For $n \in \mathbb{N}$, we denote the set of all $n \times n$ second order tensors by $\mathbb{R}^{n \times n}$. The identity tensor on $\mathbb{R}^{n \times n}$ is denoted by $\mathbb{1}_n$. As usual we set $\text{GL}(n) = \{X \in \mathbb{R}^{n \times n} \mid \det(X) \neq 0\}$, $\text{SO}(n) = \{X \in \text{GL}(n) \mid X^T X = \mathbb{1}_n, \det(X) = 1\}$ and $\mathfrak{so}(n) = \{X \in \mathbb{R}^{n \times n} \mid X^T = -X\}$. The sets $\text{Sym}(n)$ and $\text{Sym}^+(n)$ denote the symmetric and positive definite symmetric tensors respectively. For all $X \in \mathbb{R}^{n \times n}$ we have $\text{sym } X = \frac{1}{2}(X + X^T) \in \text{Sym}(n)$ and skew $X = \frac{1}{2}(X - X^T) \in \mathfrak{so}(n)$. For $a, b \in \mathbb{R}^n$ we denote the scalar product on \mathbb{R}^n as $\langle a, b \rangle$ with associated (squared) norm $\|a\|^2 = \langle a, a \rangle$. We denote $(a|b|c)$ as 3×3 matrix with columns $a, b, c \in \mathbb{R}^3$. For $u \in C^1(\mathbb{R}^3, \mathbb{R}^3)$ we denote the derivative (the Jacobi matrix) of u as $Du = (\partial_1 u | \partial_2 u | \partial_3 u)$. For $\omega \subset \mathbb{R}^2$ we consider the mapping $m : \omega \rightarrow \mathbb{R}^3$ as a deformation of the midsurface of a shell with Jacobi matrix $Dm = (\partial_1 m | \partial_2 m)$.

The canonical identification of $\mathfrak{so}(3)$ and \mathbb{R}^3 is denoted by $\text{axl}(\cdot)$. Note that with the standard vector product it is given by $(\text{axl } A) \times \xi = A \cdot \xi$ for all skew-symmetric matrices $A \in \mathfrak{so}(3)$ and vectors $\xi \in \mathbb{R}^3$, so that

$$\text{axl} \begin{pmatrix} 0 & -v_3 & v_2 \\ v_3 & 0 & -v_1 \\ -v_2 & v_1 & 0 \end{pmatrix} := \begin{pmatrix} v_1 \\ v_2 \\ v_3 \end{pmatrix}, \quad \text{Anti} \begin{pmatrix} v_1 \\ v_2 \\ v_3 \end{pmatrix} := \begin{pmatrix} 0 & -v_3 & v_2 \\ v_3 & 0 & -v_1 \\ -v_2 & v_1 & 0 \end{pmatrix}, \quad (1.5)$$

where the inverse of $\text{axl}(\cdot)$ is denoted by $\text{Anti}(\cdot)$. A map $y_0 \in C^1(\bar{\omega}, \mathbb{R}^3)$ is called a *regular surface* if the Jacobi matrix $Dy_0 = (\partial_1 y_0 | \partial_2 y_0)$ has rank 2, i.e., if the surface $y_0(\omega)$ has a well-defined tangent space at all of its (inner) points. Moreover, we make use of the *first fundamental form* I_{y_0} on $y_0(\omega)$ in matrix representation

$$I_{y_0} := [Dy_0]^T Dy_0 = \begin{pmatrix} \|\partial_1 y_0\|^2 & \langle \partial_1 y_0, \partial_2 y_0 \rangle \\ \langle \partial_1 y_0, \partial_2 y_0 \rangle & \|\partial_2 y_0\|^2 \end{pmatrix} \in \text{Sym}^+(2), \quad (1.6)$$


where the positive definiteness follows from $\text{rank } Dy_0 = 2$. The matrix representation of the *second fundamental form* on $y_0(\omega)$ is given by

$$\Pi_{y_0} := -[Dy_0]^T Dn_0 = - \begin{pmatrix} \langle \partial_1 y_0, \partial_1 n_0 \rangle & \langle \partial_1 y_0, \partial_2 n_0 \rangle \\ \langle \partial_2 y_0, \partial_1 n_0 \rangle & \langle \partial_2 y_0, \partial_2 n_0 \rangle \end{pmatrix} \in \text{Sym}(2), \quad (1.7)$$

where the symmetry follows from the fact that $\langle n_0, \partial_i y_0 \rangle = 0$, for $i = 1, 2$.

1.3 Engineering motivation: Cosserat shell models

The elastic range of many engineering materials is restricted to small finite strains. Thin structures may typically undergo large rotations (by bending) but are accompanied by small elastic strains.



In [30] the following geometrically nonlinear (but small elastic strain) isotropic planar shell model has been derived for such a situation: find the midsurface deformation $m : \omega \subset \mathbb{R}^2 \rightarrow \mathbb{R}^3$ and the independent

rotation field $\bar{R} : \omega \subset \mathbb{R}^2 \rightarrow \text{SO}(3)$ minimizing the elastic energy

$$\begin{aligned}
I(m, \bar{R}) = & \int_{\omega} h \left[\underbrace{\mu \|\text{sym}((\bar{R}_1 | \bar{R}_2)^T Dm - \mathbb{1}_2)\|^2}_{\text{shear-stretch energy}} + \underbrace{\mu_c \|\text{skew}((\bar{R}_1 | \bar{R}_2)^T Dm)\|^2}_{\text{first order drill energy}} \right. \\
& + \underbrace{\frac{(\mu + \mu_c)}{2} \left(\langle \bar{R}_3, \partial_1 m \rangle^2 + \langle \bar{R}_3, \partial_2 m \rangle^2 \right)}_{\text{transverse shear energy}} + \underbrace{\frac{\mu \lambda}{2\mu + \lambda} \text{tr}(\text{sym}((\bar{R}_1 | \bar{R}_2)^T Dm - \mathbb{1}_2))^2}_{\text{stretch energy}} \Big] \\
& + h \left[\mu L_c^2 \|\mathcal{K}_s\|^2 + \mu L_c^{2+q} \|\mathcal{K}_s\|^{2+q} \right] \\
& + \frac{h^3}{12} \left[\mu \|\text{sym} \mathcal{K}_b\|^2 + \mu_c \|\text{skew} \mathcal{K}_b\|^2 + \frac{\mu \lambda}{2\mu + \lambda} \text{tr}[\mathcal{K}_b]^2 \right] d\omega \rightarrow \min \text{ w.r.t } (m, \bar{R}),
\end{aligned} \tag{1.8}$$

where the Cosserat curvature tensor is given by

$$\mathcal{K}_s = (\bar{R}^T(D(\bar{R}.e_1)|0), \bar{R}^T(D(\bar{R}.e_2)|0), \bar{R}^T(D(\bar{R}.e_3)|0)), \quad \mathcal{K}_b := \mathcal{K}_{s,3} = \bar{R}^T(D(\bar{R}.e_3)|0), \tag{1.9}$$

and the boundary condition of place for the midsurface deformation m on the Dirichlet part of the lateral boundary, $m|_{\gamma_d} = g_d(x, y, 0)$ is imposed. This shell model is derived by dimensional descent from a three-dimensional bulk Cosserat model [12, 30] and the appearing parameters are the isotropic shear modulus $\mu > 0$, the second Lamé parameter λ (with $2\mu + \lambda > 0$) and the so-called **Cosserat couple modulus** $\mu_c \geq 0$, while $h > 0$ is the thickness of the shell, $L_c \geq 0$ is a characteristic length and $q \geq 0$. This Cosserat shell model can be naturally related to the general 6-parameter theory of shells [6, 4, 5, 7, 9, 10, 23, 35, 36, 42, 40], see also [3, 8, 17, 22, 25, 41, 44]. One of the typical energy terms in these models is connected to so-called *in-plane* drill rotations [7, 43]. These in-plane drill rotations describe local rotations of the shell midsurface with rotation axis given by the local shell normal n_0 of y_0 . Typically, the constitutive coefficients which governs this deformation mode are difficult to establish (and the ubiquitous Cosserat couple modulus $\mu_c > 0$ appears prominently). Naghdi-type shell models with only one independent "Cosserat"-director do not have the drill-degree of freedom [28] but allow for transverse shear. Classical shell models neither have drill nor transverse shear [19, 15, 37]. On the contrary, rotations about in-plane axis describe bending and twist. Even though a classical shell model (with Kirchhoff-Love normality assumption) does not have this kinematic degree of freedom, numerical approaches may introduce artificially shell-elements that possess locally this degree of freedom. The question is then which amount of stiffness should be adopted. It is observed that higher artificial in-plane drill stiffness strongly affects the calculated solution. In this context it is also known that flat shell topologies allow for unconstrained drill rotations and we will observe this in our paper as well: indeed unconstrained drill rotations may be observed not only for flat surfaces but for any minimal surface as well.

The extension of the planar shell model to initially curved shells has been recently given in [18, 19, 20]. The planar shell model (1.8) has been used to successfully predict the wrinkling behavior of very thin elastic sheets [38]. In these calculations, however, the Cosserat couple modulus μ_c has been set to zero throughout and $q = 2$ has been adopted. In this case, the term in (1.8) denoted by "first order drill energy" will drop out, while all other terms basically remain the same. It seems therefore mandatory to devote special attention to this in-plane drill term in order to understand its physical and mathematical significance. This will be undertaken next.

1.4 On the physical concept of in-plane drill - linear torsional spring

Let $\omega \subset \mathbb{R}^2$ be a bounded Lipschitz domain and $y_0 : \omega \subset \mathbb{R}^2 \rightarrow \mathbb{R}^3$ smooth and regular describing the mid-surface of a shell.

Let us analyze the energy term corresponding to drill rotations shown in (1.8). In order to measure in-plane drill rotations of a shell in a continuum description one first needs to endow the shell with a given orthonormal frame, tangent to the surface y_0 , against which in-plane rotations can be seen. The role of this

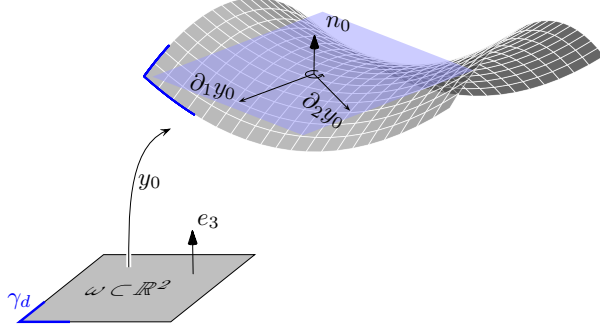


Figure 1: The midsurface $y_0 \in C^2(\bar{\omega}, \mathbb{R}^3)$ of a shell is visualized, together with a tangent plane $T_{y_0(x)}y_0$ spanned by $\partial_1 y_0(x), \partial_2 y_0(x)$ and with unit normal $n_0(x)$. Prescribed boundary conditions at γ_d fix the shell mid-surface in space.

frame will be taken here by $Q_0 \in \text{SO}(3)$, defined by $Q_0 := \text{polar}(Dy_0|n_0)$ (already used as such by Darboux, see [13]), where $\text{polar}(F)$ denotes the orthogonal part in the polar-decomposition of $F \in \text{GL}^+(3)$. First, it holds that

$$\text{skew}(Q_0^T(Dy_0|n_0)) = 0 \quad \text{for} \quad Q_0 = \text{polar}(Dy_0|n_0) \in \text{SO}(3), \quad (1.10)$$

due to the properties of the polar decomposition [32]

$$\begin{aligned} (Dy_0|n_0) &= Q_0 \underbrace{\begin{pmatrix} \sqrt{[Dy_0]^T Dy_0} & 0 \\ 0 & 0 \\ 0 & 1 \end{pmatrix}}_{\in \text{Sym}^+(3)} \\ Q_0 \overset{e_3=n_0}{\iff} (Q_{01}, Q_{02})^T Dy_0 &= \sqrt{[Dy_0]^T Dy_0} \in \text{Sym}^+(2). \end{aligned} \quad (1.11)$$

Here, it can be seen that $Q_0 : \omega \subset \mathbb{R}^2 \rightarrow \text{SO}(3)$ is an orthonormal frame whose third column coincides with the normal n_0 of the surface such that there is also *no induced transverse shear*. The three dimensional condition (1.10) can be expressed equivalently as (see also (1.11))

$$\text{skew}(Q_0^T(Dy_0|n_0)) = \text{skew}\left(\frac{(Q_{01}, Q_{02})^T Dy_0}{0} \middle| \frac{0}{1}\right) = 0 \iff \text{skew}[(Q_{01}|Q_{02})^T Dy_0] = 0,$$

which is the "drill energy" argument from equation (1.8) and in this special situation we have an initially "drill-free" setting.

Now, what happens if we only **locally rotate (drill)** the given tangent vectors $\partial_1 y_0, \partial_2 y_0$ about the rotation axis n_0 ? For this, we take a drill rotation $Q(\alpha) n_0 = n_0$, $Q(\alpha) = Q(\alpha(x)) \in \text{SO}(3)$, where $\alpha = \alpha(x)$ is the rotation angle and $n_0 = n_0(x)$ is the prescribed axis of rotation normal to the surface y_0 and we consider locally the mapping

$$Dy_0 \rightarrow Q(\alpha) Dy_0, \quad (1.12)$$

which leaves the first fundamental form $I_{y_0} = Dy_0^T Dy_0 = (Q(\alpha) Dy_0)^T (Q(\alpha) Dy_0)$ invariant. This implies that the surface y_0 is locally changed isometrically. For simplicity, taking into account the subsequent representation (2.12) of rotations with given axis of rotations, we consider presently only small drill rotation angles α so that we can duly approximate

$$Q(\alpha) \approx \mathbb{1} + \alpha \text{Anti}(n_0). \quad (1.13)$$

Inserting then $(\mathbb{1} + \alpha \text{Anti}(n_0)) \text{D}y_0$ instead of $\text{D}y_0$ into the drill term from (1.12) we obtain

$$\begin{aligned}
& \text{skew} \left[(Q_{01} | Q_{02})^T (\mathbb{1} + \alpha \text{Anti}(n_0)) (\partial_1 y_0 | \partial_2 y_0) \right] \\
&= \underbrace{\text{skew}((Q_{01} | Q_{02})^T \text{D}y_0)}_{=0} + \text{skew} \left[(Q_{01} | Q_{02})^T \alpha (n_0 \times \partial_1 y_0 | n_0 \times \partial_2 y_0) \right] \\
&= \frac{\alpha}{2} \begin{pmatrix} 0 & -[\langle Q_{02}, n_0 \times \partial_1 y_0 \rangle - \langle Q_{01}, n_0 \times \partial_2 y_0 \rangle] \\ [\langle Q_{02}, n_0 \times \partial_1 y_0 \rangle - \langle Q_{01}, n_0 \times \partial_2 y_0 \rangle] & 0 \end{pmatrix}.
\end{aligned} \tag{1.14}$$

We will now show that for any non-zero small angle of rotation α , expression (1.14) is non-zero implying that the related drill energy term $h\mu_c \|\text{skew}((Q_{01} | Q_{02})^T \text{D}y_0)\|^2$ serves to introduce a **linear torsional spring stiffness** against superposed in-plane rotations (with spring constant $h\mu_c$, where $\mu_c \geq 0$ is the Cosserat couple modulus).

Note that at present, the discussion is purely local: at no place did we require that $Q(\alpha(x)) \text{D}y_0(x)$ can be determined as the gradient of a mapping. The global question whether $Q(\alpha) \text{D}y_0$ can be the gradient of a regular embedding $m : \omega \rightarrow \mathbb{R}^3$ with $\omega \subset \mathbb{R}^2$ will be considered next.

2 Preliminaries and known rigidity results

2.1 Setting of the differential geometric problem

Consider a given initial curved shell surface parametrized locally by $y_0 : \bar{\omega} \subset \mathbb{R}^2 \rightarrow \mathbb{R}^3$, where we assume that y_0 is sufficiently smooth and regular ($\text{rank}(\text{D}y_0) = 2$). Let $m : \bar{\omega} \subset \mathbb{R}^2 \rightarrow \mathbb{R}^3$ be any smooth deformation of the given surface y_0 parametrized over the same domain and consider a smooth in-plane drill rotation field

$$Q : \bar{\omega} \subset \mathbb{R}^2 \rightarrow \text{SO}(3), \quad Q(x) n_0(x) = n_0(x), \tag{2.1}$$

where $n_0 = \frac{\partial_1 y_0 \times \partial_2 y_0}{\|\partial_1 y_0 \times \partial_2 y_0\|}$ is the unit normal vector field on the initial surface y_0 . We will assume further on that

$$Q|_{\gamma_d} = \mathbb{1}, \tag{2.2}$$

where γ_d is a relatively open, non-empty subset of the boundary $\partial\omega$. The motivation for this boundary condition will be given in Lemma 2.7.

Problem 2.1. *Let $\omega \subset \mathbb{R}^2$ be a bounded Lipschitz domain and assume that $m, y_0 \in C^2(\bar{\omega}, \mathbb{R}^3)$ are regular surfaces. Does there exist a nontrivial in-plane drill rotation field $Q \in C^1(\bar{\omega}, \text{SO}(3))$ such that*

$$\begin{aligned}
\text{D}m(x) &= Q(x) \text{D}y_0(x), & Q(x) n_0(x) &= n_0(x), & x &\in \bar{\omega}, \\
Q|_{\gamma_d} &= \mathbb{1}.
\end{aligned} \tag{2.3}$$

Remark 2.2. For a given shell surface y_0 any pure bending (flexure) deformation m satisfies locally

$$\text{D}m(x) = Q(x) \text{D}y_0(x), \quad Q(x) \in \text{SO}(3), \tag{2.4}$$

such that the first fundamental forms coincide $\text{I}_m = [\text{D}m]^T \text{D}m = [\text{D}y_0]^T \text{D}y_0 = \text{I}_{y_0}$. Considering a flat piece of paper assumed to be made of unstretchable material, the rotations can even be fixed at one side of the paper still allowing for nontrivial bending deformations of the paper. However, the appearing local rotation field $Q(x) \in \text{SO}(3)$ in this case is not of in-plane drill type, i.e., the rotation axis of Q is not everywhere given by n_0 .

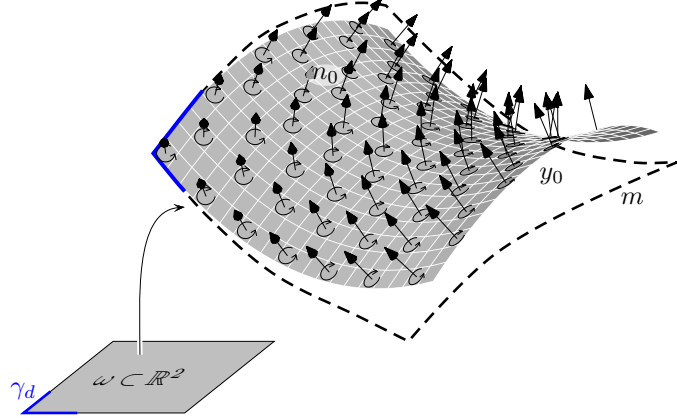


Figure 2: At any point of the surface y_0 tangent planes are rotated in their own plane leaving the orientation of the surface invariant to obtain a new surface m . How can m look like if at a part of the boundary $\gamma_d \subset \partial\omega$ the surfaces m and y_0 coincide?

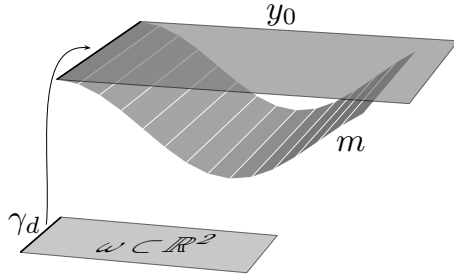


Figure 3: A pure bending deformation of a surface leaves length invariant, the first fundamental form is unchanged, but there is local rotation. We have $Dm = Q(x) Dy_0$ for some non-constant $Q \in \text{SO}(3)$, but the rotation in this example does not have an in-plane rotation axis.

Remark 2.3 (Rigidity in 3D). Assume that $M : \Omega \subset \mathbb{R}^3 \rightarrow \mathbb{R}^3$ and $Y_0 : \Omega \subset \mathbb{R}^3 \rightarrow \mathbb{R}^3$ are two diffeomorphisms, the formally similar to (2.3) looking condition

$$DM(x) = Q(x) DY_0(x), \quad Q(x) \in \text{SO}(3), \quad x \in \Omega, \quad (2.5)$$

implies that $Q(x) \equiv \text{const}$ by rigidity [33, 2], as can easily be seen as follows. By the chain rule we have

$$D(M(Y_0^{-1}(\xi))) = DM(Y_0^{-1}(\xi)) D[Y_0^{-1}(\xi)], \quad \text{where} \quad D[Y_0^{-1}(\xi)] = [DY_0(x)]^{-1},$$

therefore,

$$\begin{aligned} D(M(Y_0^{-1}(\xi))) &= Q(x) [DY_0(x)] [DY_0(x)]^{-1}, \\ \Rightarrow D(M(Y_0^{-1}(\xi))) &= Q(x) \in \text{SO}(3) \xrightarrow{\text{rigidity}} Q \equiv \text{const}. \end{aligned} \quad (2.6)$$

Note that the smoothness of $Q : \Omega \rightarrow \text{SO}(3)$ can be a priori controlled by the smoothness of M and Y_0 .

Remark 2.4 (Rigidity in 3D). In the 3D-case we have another condition which turns out to yield homogeneous rotations as well. Assume again that $M, Y_0 : \Omega \subset \mathbb{R}^3 \rightarrow \mathbb{R}^3$ are two diffeomorphisms. Then

$$\forall x \in \Omega : [DM(x)]^T DM(x) = [DY_0(x)]^T DY_0(x) \iff M(x) = \bar{Q} Y_0(x), \quad (2.7)$$

where $\bar{Q} \in \text{SO}(3)$ is a constant rotation, as is shown, e.g. in [11]. However, as already seen, 2D-structures are much more flexible in the sense that for $m, y_0 : \omega \subset \mathbb{R}^2 \rightarrow \mathbb{R}^3$ (smooth embeddings)

$$I_m = [Dm(x)]^T Dm(x) = [Dy_0(x)]^T Dy_0(x) = I_{y_0} \not\Rightarrow m(x) = \bar{Q} y_0(x), \quad (2.8)$$

as any pure bending deformation shows.

Example 2.5 (Flat case). Consider $y_0 : \omega \subset \mathbb{R}^2 \rightarrow \mathbb{R}^3$ with $y_0(x) = (x_1, x_2, 0)^T$. Then $Dy_0(x) = \begin{pmatrix} 1 & 0 \\ 0 & 1 \\ 0 & 0 \end{pmatrix}$ and $n_0 \equiv e_3$. Thus, the conditions $Q(x)n_0 = n_0$, $m \in C^1(\bar{\omega}, \mathbb{R}^3)$ and $Dm(x) = Q(x) Dy_0(x)$ for $Q(x) \in \text{SO}(3)$, together with $Q|_{\gamma_d} = \mathbb{1}_3$, imply

$$Dm(x) = Q(x) \begin{pmatrix} 1 & 0 \\ 0 & 1 \\ 0 & 0 \end{pmatrix} = \left(\begin{array}{c|c} \hat{Q}(x) & \begin{pmatrix} 0 \\ 0 \\ 1 \end{pmatrix} \\ \hline 0 & 0 \end{array} \right) \begin{pmatrix} 1 & 0 \\ 0 & 1 \\ 0 & 0 \end{pmatrix} = \begin{pmatrix} \hat{Q}(x) \\ 0 \end{pmatrix}, \quad (2.9)$$

with $\hat{Q}(x) \in \text{SO}(2)$. Hence, $Dm_3(x) \equiv 0$ and

$$D \begin{pmatrix} m_1(x) \\ m_2(x) \end{pmatrix} = \hat{Q}(x) \in \text{SO}(2). \quad (2.10)$$

Then, again by rigidity [33] we obtain that $\hat{Q} \equiv \text{const}$. Applying the boundary conditions we have $\hat{Q}|_{\gamma_d} = \mathbb{1}_2$ and finally $Q \equiv \mathbb{1}_3$. Thus $m - y_0 \equiv \text{const}$.

2.2 Preliminaries on rotations in $\text{SO}(3)$ and the Euler-Rodrigues formula

We need to consider the matrix exponential function

$$\exp : \mathfrak{so}(3) \rightarrow \text{SO}(3), \quad \exp(A) = \sum_{k=0}^{\infty} \frac{1}{k!} A^k, \quad A \in \mathfrak{so}(3). \quad (2.11)$$

According to Euler, any rotation can be realized by a rotation around one axis with a certain rotation angle. However, any rotation $Q \in \text{SO}(3)$ with prescribed rotation axis n_0 and angle of rotation α can be written with the Euler-Rodrigues representation in matrix notation as [34]

$$\begin{aligned} Q(\alpha) &= \exp(\text{Anti}(\alpha n_0)) = \mathbb{1} + \sin \alpha \text{Anti}(n_0) + (1 - \cos \alpha) (\text{Anti}(n_0))^2 \\ &= (1 - \cos \alpha) n_0 \otimes n_0 + \cos \alpha \mathbb{1} + \sin \alpha \text{Anti}(n_0). \end{aligned} \quad (2.12)$$

For small rotation angle $|\alpha| \ll 1$ the above representation (2.12) will be approximated by

$$Q \approx \mathbb{1} + \alpha \text{Anti}(n_0), \quad (2.13)$$

since $\sin \alpha \rightarrow \alpha$ and $1 - \cos \alpha \rightarrow 0$ as $|\alpha| \rightarrow 0$. For later use, note that any nontrivial rotation $\mathbb{1} \neq Q \in \text{SO}(3)$ has (only) one rotation axis $\eta \in \mathbb{R}^3$ such that $Q\eta = \eta$ where η is the eigenvector to the real eigenvalue 1.

Taking the trace in (2.12), we also see that

$$\text{tr}(Q(\alpha(x))) = 2 \cos \alpha(x) + 1 \quad \Longleftrightarrow \quad \cos(\alpha(x)) = \frac{\text{tr}(Q(\alpha(x))) - 1}{2}. \quad (2.14)$$

The inverse cosine is a multivalued function and each branch is differentiable only on $(-1, 1)$. Thus, for $Q = \mathbb{1}$ or $Q = \text{diag}(-1, -1, 1)$ we have $\frac{\text{tr}(Q) - 1}{2} \in \{-1, 1\}$, i.e., in the neighborhood of both these rotations the simple formula (2.14) is not meaningful for extracting a smooth rotation angle. In order to solve this problem for small rotation angle α (for Q near to $\mathbb{1}$) we proceed as follows (the simple idea is taken from [27]). Multiplying (2.12) on both sides with $\text{Anti}(n_0)$ from the left gives

$$\text{Anti}(n_0)Q(\alpha) = \underbrace{\cos \alpha \text{Anti}(n_0)}_{\in \mathfrak{so}(3)} + \sin \alpha (\text{Anti}(n_0))^2. \quad (2.15)$$

Taking the trace gives

$$\operatorname{tr}(\operatorname{Anti}(n_0)Q(\alpha)) = -\sin \alpha \|\operatorname{Anti}(n_0)\|^2 = -2\sin \alpha, \quad (2.16)$$

since $\operatorname{Anti}(n_0) \in \mathfrak{so}(3)$ and $\|n_0\| = 1$. Thus with (2.14) we arrive at

$$\sin \alpha = -\frac{\operatorname{tr}(\operatorname{Anti}(n_0)Q)}{2}, \quad \cos \alpha = \frac{\operatorname{tr}(Q) - 1}{2} \quad \xrightarrow{\operatorname{tr}(Q) \neq 1} \quad \tan \alpha = -\frac{\operatorname{tr}(\operatorname{Anti}(n_0)Q)}{\operatorname{tr}(Q) - 1}, \quad (2.17)$$

whereby any branch of the inverse tangent is smooth on \mathbb{R} . This shows that for $\operatorname{tr}(Q) - 1 > 0$, i.e., in a large neighborhood of $Q = \mathbb{1}$, the extraction of the rotation angle α from the rotation Q is as smooth as Q and the surface allows.

Lemma 2.6. *Assume $y \in C^2(\bar{\omega}, \mathbb{R}^3)$ is a regular surface and let $Q \in C^1(\bar{\omega}, \operatorname{SO}(3))$ be given. Assume that for a point $x_0 \in \omega$ and $\alpha_0 \in \mathbb{R}$ it holds*

$$Q(x_0) = (1 - \cos \alpha_0) n_0(x_0) \otimes n_0(x_0) + \cos \alpha_0 \mathbb{1}_3 + \sin \alpha_0 \operatorname{Anti}(n_0(x_0)), \quad (2.18)$$

where n_0 is the normal field on y_0 . Then there exists a neighborhood $\mathcal{U}(x_0) \subset \omega$ and a continuously-differentiable function

$$\alpha : \mathcal{U}(x_0) \rightarrow \mathbb{R} \quad \text{satisfying} \quad \alpha(x_0) = \alpha_0, \quad (2.19)$$

such that for all $x \in \mathcal{U}(x_0)$

$$Q(x) = (1 - \cos \alpha(x)) n_0(x) \otimes n_0(x) + \cos \alpha(x) \mathbb{1}_3 + \sin \alpha(x) \operatorname{Anti}(n_0(x)). \quad (2.20)$$

Proof. The C^1 -regularity of α in a sufficiently small neighborhood of x_0 follows from one of the expressions contained in (2.17). Indeed, for $\operatorname{tr}(Q(x_0)) \neq 1$ consider in (2.17)₃ the branch of the inverse tangent which contains α_0 . Otherwise, for $\operatorname{tr}(Q(x_0)) = 1$ take in (2.17)₂ the branch of the inverse cosine which contains α_0 , cf. Figure 4. \blacksquare

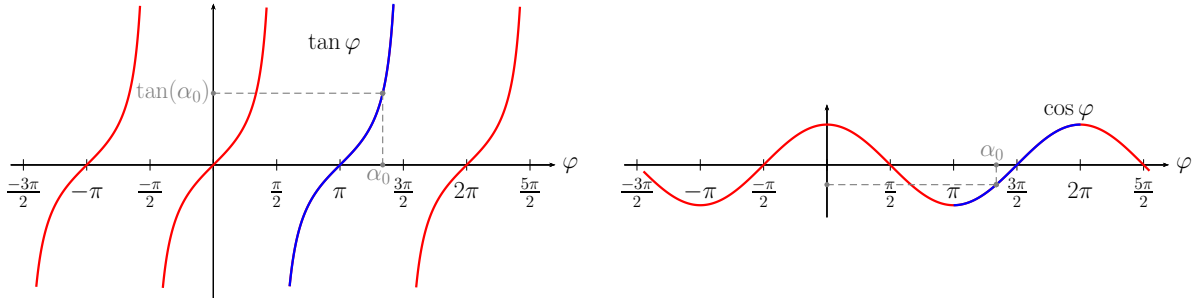


Figure 4: The range for the corresponding branch of the inverse trigonometric functions are indicated in blue.

2.3 Boundary conditions

Lemma 2.7. *Let $\omega \subset \mathbb{R}^2$ be a bounded Lipschitz domain. Assume that $m, y_0 \in C^1(\bar{\omega}, \mathbb{R}^3)$ are regular surfaces, $Q \in C^0(\bar{\omega}, \operatorname{SO}(3))$ and*

$$Dm(x) = Q(x) Dy_0(x), \quad x \in \bar{\omega}, \quad m|_{\gamma_d} = y_0|_{\gamma_d}, \quad (2.21)$$

where γ_d is a relatively open, non-empty subset of the boundary $\partial\omega$. If for all $x \in \gamma_d$ we have $Q(x) n_0(x) = n_0(x)$, where $n_0 = \frac{\partial_1 y_0 \times \partial_2 y_0}{\|\partial_1 y_0 \times \partial_2 y_0\|}$, then $Q|_{\gamma_d} \equiv \mathbb{1}$.

Remark 2.8. For the conclusion of this lemma we only need the assumptions on γ_d . However, the required conditions in the interior of ω are those which will be considered later.

Proof of Lemma 2.7. Consider a $C^{0,1}$ -parametrization $\gamma : (0, 1) \rightarrow \mathbb{R}^2$, $\gamma(0, 1) \subset \gamma_d \subset \partial\omega$. Then, $m(\gamma(s)) = y_0(\gamma(s))$ on $(0, 1)$ implies for $\dot{\gamma}(s) \in \mathbb{R}^2$

$$\frac{d}{ds}m(\gamma(s)) = \frac{d}{ds}y_0(\gamma(s)) \Rightarrow Dm(\gamma(s))\dot{\gamma}(s) = Dy_0(\gamma(s))\dot{\gamma}(s) \in \mathbb{R}^3 \quad \text{a.e. on } (0, 1). \quad (2.22)$$

Hence,

$$Dm(\gamma(s))\dot{\gamma}(s) \stackrel{(2.21)}{=} Q(\gamma(s))Dy_0(\gamma(s))\dot{\gamma}(s) \stackrel{(2.22)}{=} Q(\gamma(s))\underbrace{Dm(\gamma(s))\dot{\gamma}(s)}_{=:q(s) \in \mathbb{R}^3} \quad \text{a.e. on } (0, 1). \quad (2.23)$$

Thus $q(s) = Q(\gamma(s))q(s)$, for almost all $s \in (0, 1)$. Moreover, the vector $q(s)$ is a tangent vector to y_0 at $y_0(\gamma(s))$. Together with the assumption $Q(\gamma(s))n_0(\gamma(s)) = n_0(\gamma(s))$ it follows that $Q(\gamma(s))$ has two linear independent eigenvectors $q(s)$ and $n_0(\gamma(s))$. Since the axis of rotation is unique for any nontrivial rotation, it follows $Q(\gamma(\cdot)) = \mathbb{1}$ a.e. on $(0, 1)$ and by continuity $Q|_{\gamma_d} \equiv \mathbb{1}$. ■

We repeat a similar reasoning for the small rotation case.

Lemma 2.9. Let $\omega \subset \mathbb{R}^2$ be a bounded Lipschitz domain. Assume that $m, y_0 \in C^1(\bar{\omega}, \mathbb{R}^3)$ are two regular surfaces, $A \in C(\bar{\omega}, \mathfrak{so}(3))$ and

$$Dm(x) = (\mathbb{1} + A(x))Dy_0(x), \quad x \in \bar{\omega}, \quad m|_{\gamma_d} = y_0|_{\gamma_d}, \quad (2.24)$$

where γ_d is a relatively open, non-empty subset of the boundary $\partial\omega$. If for all $x \in \gamma_d \subset \partial\omega$ we have $A(x)n_0(x) = 0$, where $n_0 = \frac{\partial_1 y_0 \times \partial_2 y_0}{\|\partial_1 y_0 \times \partial_2 y_0\|}$, then $A|_{\gamma_d} \equiv 0$.

Proof. We have again

$$Dm(\gamma(s))\dot{\gamma}(s) = Dy_0(\gamma(s))\dot{\gamma}(s) \in \mathbb{R}^3 \quad \text{a.e. on } (0, 1), \quad (2.25)$$

for a $C^{0,1}$ -parametrization $\gamma : (0, 1) \rightarrow \mathbb{R}^2$, $\gamma(0, 1) \subset \gamma_d \subset \partial\omega$. Hence, we obtain a.e. on $(0, 1)$

$$\begin{aligned} Dy_0(\gamma(s))\dot{\gamma}(s) &\stackrel{(2.25)}{=} Dm(\gamma(s))\dot{\gamma}(s) \stackrel{(2.24)}{=} Dy_0(\gamma(s))\dot{\gamma}(s) + A(\gamma(s))Dy_0(\gamma(s))\dot{\gamma}(s) \\ \iff 0 &= A(\gamma(s))\underbrace{Dy_0(\gamma(s))\dot{\gamma}(s)}_{=:q(s)} = A(\gamma(s))q(s), \quad \text{where } q(s) \perp n_0(\gamma(s)). \end{aligned} \quad (2.26)$$

From the assumption we moreover have $A(\gamma(s))n_0(\gamma(s)) = 0$ so that with $A(\gamma(s))q(s) = 0$ along γ_d we obtain $A(\gamma(s)) = 0$, since any non-zero skew-symmetric 3×3 matrix A has rank two. ■

Proposition 2.10 (Compatibility for surfaces). Let $v, w \in C^1(\omega, \mathbb{R}^3)$ be given vector fields with $\text{rank}(v, w) = 2$ everywhere and assume that ω is a bounded, simply connected domain. Then there exists a regular surface $m \in C^2(\omega, \mathbb{R}^3)$ such that

$$Dm(x) = \begin{pmatrix} v(x) \\ w(x) \end{pmatrix}, \quad x \in \omega, \quad (2.27)$$

if and only if the **compatibility condition**

$$\partial_2 v(x_1, x_2) = \partial_1 w(x_1, x_2), \quad (2.28)$$

holds. The surface m is unique up to translation.

Proof. We only need to observe that (2.27) reads

$$(\partial_1 m \mid \partial_2 m) = (v \mid w) \quad (2.29)$$

and the existence of potential $m \in C^2(\omega, \mathbb{R}^3)$ is guaranteed if and only if

$$\partial_2 v = \partial_2 \partial_1 m \stackrel{m \in C^2}{=} \partial_1 \partial_2 m = \partial_1 w, \quad (2.30)$$

where the potential is unique up to a constant. ■

3 The small rotation case: $A \in \mathfrak{so}(3)$

For $m, y_0 : \omega \subset \mathbb{R}^2 \rightarrow \mathbb{R}^3$ we discuss

$$Dm(x) = Q(x) Dy_0(x), \quad Q(x) n_0(x) = n_0(x), \quad n_0 \text{ unit normal vector field on } y_0(\omega), \quad (3.1)$$

where $Q \in C^1(\omega, SO(3))$. Consider a linear approximation of this situation for small rotation angle α , $|\alpha| \ll 1$. Then we can write

$$Dm(x) = Dy_0(x) + Dv(x), \quad Q(x) = \mathbb{1} + A(x) + \text{h.o.t.}, \quad A \in C^1(\omega, \mathfrak{so}(3)). \quad (3.2)$$

Note that we do not assume that Dv is small. We only assume that the rotations are close to $\mathbb{1}$. Then,

$$Dm(x) = Dy_0(x) + Dv(x) = (\mathbb{1} + A(x) + \dots) Dy_0(x) \quad \Rightarrow \quad Dv(x) = A(x) Dy_0(x) + \dots, \quad (3.3)$$

hence we may consider the new problem

$$Dv(x) = A(x) Dy_0(x), \quad A \in C^1(\omega, \mathfrak{so}(3)), \quad A(x) n_0(x) = 0. \quad (3.4)$$

Therefore, we are led to study the problem

Lemma 3.1. *Let $\omega \subset \mathbb{R}^2$ be a bounded Lipschitz domain. Assume $y_0 \in C^2(\omega, \mathbb{R}^3)$ is a regular surface and let $v \in C^2(\omega, \mathbb{R}^3)$. Moreover, assume $\alpha \in C^1(\omega, \mathbb{R})$ and consider the system*

$$Dv(x) = \alpha(x) \text{Anti}(n_0(x)) Dy_0(x), \quad x \in \omega, \quad (3.5)$$

where $n_0 = \frac{\partial_1 y_0 \times \partial_2 y_0}{\|\partial_1 y_0 \times \partial_2 y_0\|}$ denotes the normal field on $y_0(\omega)$. Then $\alpha \equiv \text{const}$.

Proof. We write

$$\begin{aligned} (\partial_1 v | \partial_2 v) &= \alpha \text{Anti}(n_0)(\partial_1 y_0 | \partial_2 y_0) = \alpha \left(\text{Anti}(n_0) \partial_1 y_0 \mid \text{Anti}(n_0) \partial_2 y_0 \right), \\ \iff \partial_1 v &= \alpha [n_0 \times \partial_1 y_0], \quad \partial_2 v = \alpha [n_0 \times \partial_2 y_0], \end{aligned} \quad (3.6)$$

where we have used that $\text{Anti}(n_0)\eta = n_0 \times \eta$. We proceed by taking the mixed derivatives

$$\begin{aligned} \partial_2 \partial_1 v &= \partial_2 \alpha [n_0 \times \partial_1 y_0] + \alpha [\partial_2 n_0 \times \partial_1 y_0 + n_0 \times \partial_2 \partial_1 y_0], \\ \partial_1 \partial_2 v &= \partial_1 \alpha [n_0 \times \partial_2 y_0] + \alpha [\partial_1 n_0 \times \partial_2 y_0 + n_0 \times \partial_1 \partial_2 y_0]. \end{aligned} \quad (3.7)$$

Hence, by equality of the mixed derivatives in (3.7) for $y_0, v \in C^2(\omega, \mathbb{R}^3)$ we must have

$$\partial_2 \alpha \underbrace{[n_0 \times \partial_1 y_0]}_{=: \vec{Y}_0} + \alpha \underbrace{[\partial_2 n_0 \times \partial_1 y_0]}_{=: \vec{B}} = \partial_1 \alpha \underbrace{[n_0 \times \partial_2 y_0]}_{=: -\vec{X}_0} + \alpha \underbrace{[\partial_1 n_0 \times \partial_2 y_0]}_{=: \vec{A}} \in \mathbb{R}^3. \quad (3.8)$$

Especially we have that \vec{A} and \vec{B} are normal vectors whereas \vec{X}_0 and \vec{Y}_0 are linear independent tangent vectors, since $\langle \vec{X}_0, n_0 \rangle = 0$, $\langle \vec{Y}_0, n_0 \rangle = 0$ and

$$\begin{aligned} \vec{X}_0 \times \vec{Y}_0 &= -(n_0 \times \partial_2 y_0) \times (n_0 \times \partial_1 y_0) = -\langle n_0, \partial_2 y_0 \times \partial_1 y_0 \rangle n_0 = \langle n_0, \|\partial_1 y_0 \times \partial_2 y_0\| \cdot n_0 \rangle n_0 \\ &= \|\partial_1 y_0 \times \partial_2 y_0\| \cdot n_0 = \partial_1 y_0 \times \partial_2 y_0, \end{aligned} \quad (3.9)$$

where we have used that $n_0 = \frac{\partial_1 y_0 \times \partial_2 y_0}{\|\partial_1 y_0 \times \partial_2 y_0\|}$. Thus, the vector fields \vec{X}_0 , \vec{Y}_0 and n_0 form a 3-frame on the surface $y_0(\omega)$. However, (3.8) reads,

$$\partial_1 \alpha \cdot \vec{X}_0 + \partial_2 \alpha \cdot \vec{Y}_0 = \alpha \cdot (\vec{A} - \vec{B}) = \delta \cdot n_0, \quad (3.10)$$

with a scalar field δ , so that by the linear independence of the vector fields \vec{X}_0 , \vec{Y}_0 and n_0 we must always have $\partial_1 \alpha = \partial_2 \alpha = \delta = 0$, which gives $\alpha \equiv \text{const}$. \blacksquare

Thus, adding sufficient boundary conditions we arrive at

Proposition 3.2. *Let $\omega \subset \mathbb{R}^2$ be a bounded Lipschitz domain. Assume $y_0 \in C^2(\omega, \mathbb{R}^3)$ is a regular surface and let $v \in C^2(\omega, \mathbb{R}^3)$. Moreover assume $\alpha \in C^1(\omega, \mathbb{R}) \cap C^0(\bar{\omega}, \mathbb{R})$ and consider the system*

$$Dv(x) = \alpha(x) \text{ Anti}(n_0(x)) Dy_0(x), \quad x \in \omega, \quad \alpha|_{\gamma_d} = 0, \quad (3.11)$$

where $n_0 = \frac{\partial_1 y_0 \times \partial_2 y_0}{\|\partial_1 y_0 \times \partial_2 y_0\|}$ denotes the normal field on $y_0(\omega)$ and γ_d is a relatively open, non-empty, subset of the boundary $\partial\omega$. Then $\alpha \equiv 0$.

Proof. By Lemma 3.1 it holds $\alpha \equiv \text{const}$, so that due to the vanishing boundary condition $\alpha|_{\gamma_d} = 0$ and the continuity of α we obtain $\alpha \equiv 0$. \blacksquare

Corollary 3.3. *Let $\omega \subset \mathbb{R}^2$ be a bounded Lipschitz domain. Assume that $m, y_0 \in C^2(\bar{\omega}, \mathbb{R}^3)$ are regular surfaces and $\alpha \in C^1(\omega, \mathbb{R}) \cap C^0(\bar{\omega}, \mathbb{R})$ is given with*

$$Dm(x) = (1 + \alpha(x) \text{ Anti}(n_0(x))) Dy_0(x), \quad x \in \bar{\omega}, \quad m|_{\gamma_d} = y_0|_{\gamma_d}, \quad (3.12)$$

where $n_0 = \frac{\partial_1 y_0 \times \partial_2 y_0}{\|\partial_1 y_0 \times \partial_2 y_0\|}$ denotes the normal field on $y_0(\omega)$ and γ_d is a relatively open, non-empty, subset of the boundary $\partial\omega$. Then $m \equiv y_0$.

Proof. We invoke Lemma 2.9 to see that $m|_{\gamma_d} = y_0|_{\gamma_d}$ implies $\alpha|_{\gamma_d} \equiv 0$. Thus, for $v = m - y_0$ we can apply Proposition 3.2 to conclude that $Dv \equiv 0$. \blacksquare

Proposition 3.4. *Let $\omega \subset \mathbb{R}^2$ be a bounded Lipschitz domain. Assume $m, y_0 \in C^2(\omega, \mathbb{R}^3)$ are regular surfaces and $\alpha \in C^1(\omega, \mathbb{R})$ with*

$$Dm(x) = (1 + \alpha(x) \text{ Anti}(n_0(x))) Dy_0(x), \quad x \in \omega, \quad (3.13)$$

where $n_0 = \frac{\partial_1 y_0 \times \partial_2 y_0}{\|\partial_1 y_0 \times \partial_2 y_0\|}$ denotes the normal field on $y_0(\omega)$. Then

$$\forall x \in \omega : \quad \alpha(x) = 0 \quad \text{or} \quad \mathcal{H}(x) = 0, \quad (3.14)$$

where \mathcal{H} denotes the mean curvature on the surface y_0 .

Proof. Recall that it holds for the vector field

$$\vec{A} - \vec{B} = \partial_1 n_0 \times \partial_2 y_0 - \partial_2 n_0 \times \partial_1 y_0 = -2\mathcal{H} \|\partial_1 y_0 \times \partial_2 y_0\| n_0 = -2\mathcal{H} \partial_1 y_0 \times \partial_2 y_0, \quad (3.15)$$

cf. [14, Section 2.5, Theorem 2]. Thus, for $v = m - y_0$ the validity of (3.10) implies that we have pointwise either a vanishing angle α or a vanishing mean curvature \mathcal{H} since

$$0 \stackrel{(3.10)}{\underset{\alpha \equiv \text{const}}{=}} \alpha \cdot (\vec{A} - \vec{B}) \stackrel{(3.15)}{=} -2\alpha \cdot \mathcal{H} \cdot \partial_1 y_0 \times \partial_2 y_0. \quad \blacksquare$$

Remark 3.5 (Symmetry of the second fundamental form). It is interesting to note that conclusion (3.14) can also be obtained from the symmetry property of the second fundamental form on the surface $m(\omega)$. Indeed, the normal vector field on $m(\omega)$ coincides with n_0 since

$$\begin{aligned} \partial_1 m \times \partial_2 m &\stackrel{(3.13)}{=} (\partial_1 y_0 + \alpha \text{ Anti}(n_0) \partial_1 y_0) \times (\partial_2 y_0 + \alpha \text{ Anti}(n_0) \partial_2 y_0) \\ &= \partial_1 y_0 \times \partial_2 y_0 + \alpha^2 (n_0 \times \partial_1 y_0) \times (n_0 \times \partial_2 y_0) \stackrel{(3.9)}{=} (1 + \alpha^2) \partial_1 y_0 \times \partial_2 y_0. \end{aligned} \quad (3.16)$$

Thus, for the second fundamental form on $m(\omega)$ we obtain

$$\begin{aligned} \text{Sym}(2) \ni \text{II}_m &= -[Dm]^T Dn = -[Dm]^T Dn_0 \stackrel{(3.13)}{=} -[(1 + \alpha \text{ Anti}(n_0)) Dy_0]^T Dn_0 \\ &= -[Dy_0]^T Dn_0 - \alpha [Dy_0]^T \text{ Anti}(n_0)^T Dn_0 = \text{II}_{y_0} + \alpha [Dy_0]^T \text{ Anti}(n_0) Dn_0. \end{aligned} \quad (3.17)$$

Since $\Pi_{y_0} \in \text{Sym}(2)$, we are left with the single condition

$$\begin{aligned}
\alpha [Dy_0]^T \text{Anti}(n_0) Dn_0 \in \text{Sym}(2) &\iff \alpha \begin{pmatrix} * & \langle \partial_1 y_0, n_0 \times \partial_2 n_0 \rangle \\ \langle \partial_2 y_0, n_0 \times \partial_1 n_0 \rangle & * \end{pmatrix} \in \text{Sym}(2) \\
&\iff \{ \alpha = 0 \text{ or } \langle n_0, \partial_2 n_0 \times \partial_1 y_0 \rangle = \langle n_0, \partial_1 n_0 \times \partial_2 y_0 \rangle \} \\
&\iff \{ \alpha = 0 \text{ or } 0 = \langle n_0, \partial_1 n_0 \times \partial_2 y_0 - \partial_2 n_0 \times \partial_1 y_0 \rangle \} \\
&\stackrel{(3.15)}{\iff} \{ \alpha = 0 \text{ or } 0 = \langle n_0, -2\mathcal{H} \partial_1 y_0 \times \partial_2 y_0 \rangle \} \\
&\iff \{ \alpha = 0 \text{ or } \mathcal{H} \|\partial_1 y_0 \times \partial_2 y_0\| = 0 \} \\
&\iff \{ \alpha = 0 \text{ or } \mathcal{H} = 0 \}.
\end{aligned} \tag{3.18}$$

Corollary 3.6. *Let $\omega \subset \mathbb{R}^2$ be a bounded Lipschitz domain. Assume $y_0 \in C^2(\omega, \mathbb{R}^3)$ is a regular surface and let $v \in C^2(\omega, \mathbb{R}^3)$. Moreover assume $\alpha \in C^1(\omega, \mathbb{R})$ and consider the system*

$$Dv(x) = \alpha(x) \text{Anti}(n_0(x)) Dy_0(x), \quad x \in \omega, \tag{3.19}$$

where $n_0 = \frac{\partial_1 y_0 \times \partial_2 y_0}{\|\partial_1 y_0 \times \partial_2 y_0\|}$ denotes the normal field on $y_0(\omega)$. If the mean curvature \mathcal{H} of y_0 does not vanish at one point $y_0(x_0)$, then $\alpha \equiv 0$.

Proof. It follows from the previous Proposition 3.4, that if the mean curvature \mathcal{H} does not vanish at some point $y_0(x_0)$, we must have $\alpha(x_0) = 0$ and the conclusion follows, since $\alpha \equiv \text{const}$ by Lemma 3.1. \blacksquare

4 The large rotation case: $Q \in \text{SO}(3)$

Lemma 4.1. *Let $\omega \subset \mathbb{R}^2$ be a bounded Lipschitz domain. Assume that $m, y_0 \in C^2(\omega, \mathbb{R}^3)$ are regular surfaces, $Q \in C^1(\omega, \text{SO}(3))$ and*

$$Dm(x) = Q(x) Dy_0(x), \quad Q(x) n_0(x) = n_0(x), \quad x \in \omega, \tag{4.1}$$

where $n_0 = \frac{\partial_1 y_0 \times \partial_2 y_0}{\|\partial_1 y_0 \times \partial_2 y_0\|}$ denotes the normal field on $y_0(\omega)$. Then $\cos \alpha \equiv \text{const}$ and $\sin \alpha \equiv \text{const}$, where $\alpha : \omega \rightarrow \mathbb{R}$ is any function denoting the rotation angle in the Euler-Rodrigues representation of Q .

Proof. By the Euler-Rodrigues representation there exists a function $\alpha : \omega \rightarrow \mathbb{R}$ which fulfills

$$Q(x) = (1 - \cos \alpha(x)) n_0(x) \otimes n_0(x) + \cos \alpha(x) \mathbb{1} + \sin \alpha(x) \text{Anti}(n_0(x)). \tag{4.2}$$

However, the rotation angle is uniquely defined up to the additive term $2k\pi$, $\pi \in \mathbb{Z}$. Thus, α even cannot be assumed to be continuous. But we have already seen in the expressions (2.17) that, at least locally, the choice of the rotation angle can be made sufficiently smooth, i.e., for all $x \in \omega$ there exists a neighborhood U of x and a function $\tilde{\alpha} \in C^1(U \cap \omega, \mathbb{R})$ which denotes the rotation angle in the Euler-Rodrigues formula.

In view of (4.2), the problem (4.1) can be recast (at least locally) as follows

$$Dm = \left((1 - \cos \tilde{\alpha}) n_0 \otimes n_0 + \cos \tilde{\alpha} \mathbb{1} + \sin \tilde{\alpha} \text{Anti}(n_0) \right) Dy_0. \tag{4.3}$$

Since $(n_0 \otimes n_0) Dy_0 = n_0 \otimes ([Dy_0]^T n_0) = 0$, the latter formula simplifies to

$$Dm = \cos \tilde{\alpha} Dy_0 + \sin \tilde{\alpha} \text{Anti}(n_0) Dy_0. \tag{4.4}$$

Obviously we have

$$\partial_1 m = \cos \tilde{\alpha} \partial_1 y_0 + \sin \tilde{\alpha} (n_0 \times \partial_1 y_0) \quad \text{and} \quad \partial_2 m = \cos \tilde{\alpha} \partial_2 y_0 + \sin \tilde{\alpha} (n_0 \times \partial_2 y_0),$$

where for $i = 1, 2$, we used that $\text{Anti}(n_0)\partial_i y_0 = n_0 \times \partial_i y_0$. By taking the mixed derivatives, we arrive at

$$\begin{aligned}\partial_2 \partial_1 m &= \partial_2(\cos \tilde{\alpha} \partial_1 y_0) + \partial_2(\sin \tilde{\alpha} (n_0 \times \partial_1 y_0)) \\ &= -\sin \tilde{\alpha} \partial_2 \tilde{\alpha} \partial_1 y_0 + \cos \tilde{\alpha} \partial_2 \partial_1 y_0 + \cos \tilde{\alpha} \partial_2 \tilde{\alpha} (n_0 \times \partial_1 y_0) + \sin \tilde{\alpha} \partial_2 n_0 \times \partial_1 y_0 + \sin \tilde{\alpha} n_0 \times \partial_2 \partial_1 y_0,\end{aligned}\quad (4.5)$$

as well as

$$\begin{aligned}\partial_1 \partial_2 m &= \partial_1(\cos \tilde{\alpha} \partial_2 y_0) + \partial_1(\sin \tilde{\alpha} (n_0 \times \partial_2 y_0)) \\ &= -\sin \tilde{\alpha} \partial_1 \tilde{\alpha} \partial_2 y_0 + \cos \tilde{\alpha} \partial_1 \partial_2 y_0 + \cos \tilde{\alpha} \partial_1 \tilde{\alpha} (n_0 \times \partial_2 y_0) + \sin \tilde{\alpha} \partial_1 n_0 \times \partial_2 y_0 + \sin \tilde{\alpha} n_0 \times \partial_1 \partial_2 y_0.\end{aligned}\quad (4.6)$$

By using the equality of mixed derivatives for $m, y_0 \in C^2(\omega, \mathbb{R}^3)$ we must have

$$\begin{aligned}\partial_2 \tilde{\alpha} \underbrace{\left(-\sin \tilde{\alpha} \partial_1 y_0 + \cos \tilde{\alpha} (n_0 \times \partial_1 y_0) \right)}_{=:\vec{Y}_{\tilde{\alpha}}} + \sin \tilde{\alpha} \underbrace{\partial_2 n_0 \times \partial_1 y_0}_{=\vec{B}} \\ = \partial_1 \tilde{\alpha} \underbrace{\left(-\sin \tilde{\alpha} \partial_2 y_0 + \cos \tilde{\alpha} (n_0 \times \partial_2 y_0) \right)}_{=:-\vec{X}_{\tilde{\alpha}}} + \sin \tilde{\alpha} \underbrace{\partial_1 n_0 \times \partial_2 y_0}_{=\vec{A}}.\end{aligned}\quad (4.7)$$

As in the linear case we obtain that \vec{A} and \vec{B} are normal vectors whereas $\vec{X}_{\tilde{\alpha}}$ and $\vec{Y}_{\tilde{\alpha}}$ are linear independent tangent vectors, since $\langle \vec{X}_{\tilde{\alpha}}, n_0 \rangle = 0$, $\langle \vec{Y}_{\tilde{\alpha}}, n_0 \rangle = 0$ and

$$\begin{aligned}\vec{X}_{\tilde{\alpha}} \times \vec{Y}_{\tilde{\alpha}} &= (\sin \tilde{\alpha} \partial_2 y_0 + \cos \tilde{\alpha} \vec{X}_0) \times (-\sin \tilde{\alpha} \partial_1 y_0 + \cos \tilde{\alpha} \vec{Y}_0) \\ &= \sin^2 \tilde{\alpha} \partial_1 y_0 \times \partial_2 y_0 + \cos^2 \tilde{\alpha} \vec{X}_0 \times \vec{Y}_0 + \sin \tilde{\alpha} \cos \tilde{\alpha} (\partial_2 y_0 \times \vec{Y}_0 - \vec{X}_0 \times \partial_1 y_0) \\ &\stackrel{(3.9)}{=} \sin^2 \tilde{\alpha} \partial_1 y_0 \times \partial_2 y_0 + \cos^2 \tilde{\alpha} \partial_1 y_0 \times \partial_2 y_0 = \partial_1 y_0 \times \partial_2 y_0,\end{aligned}\quad (4.8)$$

where in $*$ we also used that

$$\partial_2 y_0 \times \vec{Y}_0 - \vec{X}_0 \times \partial_1 y_0 = \partial_2 y_0 \times (n_0 \times \partial_1 y_0) + (n_0 \times \partial_2 y_0) \times \partial_1 y_0 = 0.$$

Thus, the vector fields $\vec{X}_{\tilde{\alpha}}$, $\vec{Y}_{\tilde{\alpha}}$ and n_0 form a 3-frame on the surface $y_0(\omega)$. However, (4.7) reads,

$$\partial_1 \tilde{\alpha} \cdot \vec{X}_{\tilde{\alpha}} + \partial_2 \tilde{\alpha} \cdot \vec{Y}_{\tilde{\alpha}} = \sin \tilde{\alpha} \cdot (\vec{A} - \vec{B}) = \tilde{\delta} \cdot n_0, \quad (4.9)$$

with a scalar field $\tilde{\delta}$, so that by the linear independence of the vector fields $\vec{X}_{\tilde{\alpha}}$, $\vec{Y}_{\tilde{\alpha}}$ and n_0 we must always have $\partial_1 \tilde{\alpha} = \partial_2 \tilde{\alpha} = \tilde{\delta} = 0$, which gives $\tilde{\alpha} \equiv \text{const}$ in $U \cap \omega$ and also $\cos \tilde{\alpha} \equiv \text{const}$ as well as $\sin \tilde{\alpha} \equiv \text{const}$ in $U \cap \omega$. Consequently, we also have $\cos \alpha \equiv \text{const}$ and $\sin \alpha \equiv \text{const}$ in $U \cap \omega$ for any choice of an angle function $\alpha : \omega \rightarrow \mathbb{R}$. It follows from the expressions in (2.17) that both functions $\cos \alpha(x)$ and $\sin \alpha(x)$ are continuous which yields the conclusion. \blacksquare

Remark 4.2. Note that the rotation angle α can always be constant but unconstrained, if, e.g., no further boundary conditions are appended. This is, e.g., provided by members of the same *associate family* of *minimal surfaces* (i.e., it holds $\mathcal{H} \equiv 0$). The most prominent example is the catenoid and helicoid family, see Appendix. More precisely, one can bend the catenoid without stretching into a portion of a helicoid in such a way that the surface normals remain unchanged. For further examples of associate families of minimal surfaces we refer the reader to [14, Chapter 3].

Now we are ready to turn to the large drill rotation case and prove our main result.

Proof of Proposition 1.1. Using the boundary condition $m|_{\gamma_d} = y_0|_{\gamma_d}$, Lemma 2.7 allows to conclude that $Q|_{\gamma_d} \equiv \mathbb{1}$ which implies $\sin \alpha|_{\gamma_d} = 0$ and $\cos \alpha|_{\gamma_d} = 1$. By Lemma 4.1 we have $\sin \alpha \equiv \text{const}$ and $\cos \alpha \equiv \text{const}$, so that $\sin \alpha \equiv 0$ and $\cos \alpha \equiv 1$ on $\bar{\omega}$, and consequently by the Euler-Rodrigues representation it follows $Q \equiv \mathbb{1}$. \blacksquare

Proof of Corollary 1.2. Consider the lifted quantities $(Dm|n)$ versus $(Dy_0|n_0)$. It holds

$$(Dm|n)^T(Dm|n) = \left(\begin{array}{c|c} [Dm]^T Dm & \begin{smallmatrix} 0 \\ 0 \end{smallmatrix} \\ \hline 0 & 1 \end{array} \right), \quad (Dy_0|n_0)^T(Dy_0|n_0) = \left(\begin{array}{c|c} [Dy_0]^T Dy_0 & \begin{smallmatrix} 0 \\ 0 \end{smallmatrix} \\ \hline 0 & 1 \end{array} \right). \quad (4.10)$$

Since by assumption $I_m = Dm^T Dm = Dy_0^T Dy_0 = I_{y_0}$, it follows from (4.10) that

$$(Dm|n)^T(Dm|n) = (Dy_0|n_0)^T(Dy_0|n_0). \quad (4.11)$$

Then for all $x \in \omega$ there exists $Q(x) \in \text{SO}(3)$ such that $(Dm(x)|n(x)) = Q(x)(Dy_0(x)|n_0(x))$. The assumption $n(x) = n_0(x)$ gives

$$(Dm|n_0) = Q(Dy_0|n_0). \quad (4.12)$$

Multiplying both sides with e_3 , we obtain $Q(x)n_0(x) = n_0(x)$ for all $x \in \omega$ and from (4.12) we obtain

$$Q = (Dm|n_0)(Dy_0|n_0)^{-1} = (Dm|n_0) \frac{1}{\det(Dy_0|n_0)} \text{Cof}(Dy_0|n_0). \quad (4.13)$$

Since by assumption $m, y_0 \in C^2(\bar{\omega}, \mathbb{R}^3)$ and y_0 is a regular surface with $\det(Dy_0|n_0) \geq c^+ > 0$ we observe that necessarily $Q \in C^1(\bar{\omega}, \text{SO}(3))$. Thus, we are again in the situation of Proposition 1.1 and the proof is finished. \blacksquare

Proposition 4.3. *Let $\omega \subset \mathbb{R}^2$ be a bounded Lipschitz domain. Assume that $m, y_0 \in C^2(\omega, \mathbb{R}^3)$ are regular surfaces, $Q \in C^1(\omega, \text{SO}(3))$ and*

$$Dm(x) = Q(x) Dy_0(x), \quad Q(x) n_0(x) = n_0(x), \quad x \in \omega, \quad (4.14)$$

where $n_0 = \frac{\partial_1 y_0 \times \partial_2 y_0}{\|\partial_1 y_0 \times \partial_2 y_0\|}$ denotes the normal field on $y_0(\omega)$. Then

$$\forall x \in \omega : \quad \sin \alpha(x) = 0 \quad \text{or} \quad \mathcal{H}(x) = 0, \quad (4.15)$$

where $\alpha : \omega \rightarrow \mathbb{R}$ denotes the rotations angle in the Euler-Rodrigues representation of Q .

Proof. By Lemma 4.1 we have $\cos \alpha \equiv \text{const}$ and $\sin \alpha \equiv \text{const}$, so that taking and comparing the mixed derivatives of m we obtain

$$0 = \sin \alpha \cdot \underbrace{(\partial_1 n_0 \times \partial_2 y_0)}_{=\vec{A}} - \underbrace{\partial_2 n_0 \times \partial_1 y_0}_{=\vec{B}} \stackrel{(3.15)}{=} -2 \sin \alpha \cdot \mathcal{H} \cdot \partial_1 y_0 \times \partial_2 y_0,$$

which implies that we have pointwise either vanishing $\sin \alpha$ or a vanishing mean curvature \mathcal{H} . \blacksquare

Remark 4.4 (Symmetry of the second fundamental form). Conclusion (4.15) can also be obtained from the symmetry property of the second fundamental form on the surface $m(\omega)$. Indeed, the normal vector field on $m(\omega)$ coincides with n_0 since

$$\partial_1 m \times \partial_2 m \stackrel{(4.14)_1}{=} (Q \partial_1 y_0) \times (Q \partial_2 y_0) \stackrel{Q \in \text{SO}(3)}{=} Q \partial_1 y_0 \times \partial_2 y_0 \stackrel{(4.14)_2}{=} \partial_1 y_0 \times \partial_2 y_0. \quad (4.16)$$

Thus, for the second fundamental form on $m(\omega)$ we obtain

$$\begin{aligned} \text{Sym}(2) \ni \Pi_m &= -[Dm]^T Dn = -[Dm]^T Dn_0 \stackrel{(4.14)_1}{=} -[Dy_0]^T Q^T Dn_0 \\ &\stackrel{(4.2)}{=} -[Dy_0]^T [(1 - \cos \alpha) n_0 \otimes n_0 + \cos \alpha \mathbb{1} + \sin \alpha \text{Anti}(n_0)]^T Dn_0 \\ &= (1 - \cos \alpha) \underbrace{[Dy_0]^T n_0 \otimes n_0 Dn_0}_{=0} - \cos \alpha [Dy_0]^T Dn_0 - \sin \alpha [Dy_0]^T \text{Anti}(n_0)^T Dn_0 \\ &= \cos \alpha \Pi_{y_0} + \sin \alpha [Dy_0]^T \text{Anti}(n_0) Dn_0. \end{aligned} \quad (4.17)$$

Since $\Pi_{y_0} \in \text{Sym}(2)$, we are again left with the single condition

$$\sin \alpha [\text{D}y_0]^T \text{Anti}(n_0) \text{D}n_0 \in \text{Sym}(2) \stackrel{(3.18)}{\iff} \{\sin \alpha = 0 \quad \text{or} \quad \mathcal{H} = 0\}. \quad (4.18)$$

Corollary 4.5. *Let $\omega \subset \mathbb{R}^2$ be a bounded Lipschitz domain. Assume that $m, y_0 \in C^2(\omega, \mathbb{R}^3)$ are regular surfaces, $Q \in C^1(\omega, \text{SO}(3))$ and*

$$\text{D}m(x) = Q(x) \text{D}y_0(x), \quad Q(x) n_0(x) = n_0(x), \quad x \in \omega, \quad (4.19)$$

where $n_0 = \frac{\partial_1 y_0 \times \partial_2 y_0}{\|\partial_1 y_0 \times \partial_2 y_0\|}$ denotes the normal field on $y_0(\omega)$. If y_0 is not a minimal surface, i.e., there exists one point x_0 such that the mean curvature of y_0 is distinct from zero at $y_0(x_0)$, then $m(x) = y_0(x) + b$ or $m(x) = -y_0(x) + b$ for some constant translation $b \in \mathbb{R}^3$.

Proof. It follows from Proposition 4.3, that if the mean curvature \mathcal{H} is distinct from 0 at some point $y_0(x_0)$, we must have $\sin \alpha(x_0) = 0$. Thus, $\sin \alpha \equiv 0$ and $\cos \alpha \equiv 1$ or $\sin \alpha \equiv 0$ and $\cos \alpha \equiv -1$, where the sign of $\cos \alpha$ does not change, cf. Lemma 4.1. Thus, in the first case ($\cos \alpha \equiv 1$, i.e., $\alpha \in 2\pi\mathbb{Z}$) we obtain for

$$Q(x) \stackrel{(4.2)}{=} (1 - \cos \alpha) n_0(x) \otimes n_0(x) + \mathbb{1}, \quad (4.20)$$

and a multiplication with $\text{D}y_0$ gives

$$\text{D}m(x) = Q(x) \text{D}y_0(x) \stackrel{(4.20)}{=} (1 - \cos \alpha) \underbrace{n_0(x) \otimes n_0(x) \text{D}y_0(x)}_{=0} + \text{D}y_0(x) = \text{D}y_0(x).$$

In the second case ($\cos \alpha \equiv -1$, i.e., $\alpha - \pi \in 2\pi\mathbb{Z}$) we have

$$Q(x) \stackrel{(4.2)}{=} (1 - \cos \alpha) n_0(x) \otimes n_0(x) - \mathbb{1} \Rightarrow \text{D}m(x) = -\text{D}y_0(x). \quad \blacksquare$$

Remark 4.6. The “flipped” solution $m(x) = -y_0(x) + b$ appears only since no boundary conditions are present. From a mechanical point of view this branch is irrelevant.

Remark 4.7. For a C^∞ -embedding y_0 a comparable result, using involved techniques from differential geometry, has been obtained in [1, 16].

5 Conclusion

We have proved some improved rigidity results for C^2 -smooth regular embedded surfaces. The underlying mechanical problem, namely the possibility of a pure in-plane drill rotation field as deformation mode of a surface when boundary conditions of place are prescribed somewhere has been negatively answered, for both small and large drill rotations, assuming some natural level of smoothness for the rotation fields.

Considering classical FEM shell formulations the drilling degrees of freedom are used to obtain a precise coupling of plane shell elements in non-plane applications, in such a way, that rotations around an axis in the plane of one element are coupled to rotations around the normal of the neighboring element. Since finite elements use their shape functions as interpolations, they do not obey the kinematics everywhere. Thus, incompatibilities in the shape functions may occur, but, should not get in conflict with the convergence requirements such as the patch test and any “torsional spring stiffness” attributed to this pseudo-deformation mode must be regarded with extreme caution (here, the Cosserat couple modulus $\mu_c \geq 0$). In fact, in many shell models such a stiffness is treated as a material parameter and many very effective finite elements use incompatible kinematic fields, mainly to overcome geometric deficiencies which may result in some kind of locking behavior. Our development suggests, however, that the fitting of the Cosserat couple modulus μ_c would depend on the imposed boundary condition, i.e., how strict drill rotations are constrained at the boundary γ_d of the shell.

Then, the mentioned stiffness is a boundary value problem dependent parameter which needs to be determined for each new problem again. Thus one should call it always a fictitious stiffness and treat it accordingly, and this applies to classical FEM-shell models and Cosserat surfaces.

However, it is remarkable that in the planar Cosserat shell model [30] existence can be shown also for zero Cosserat couple modulus $\mu_c \equiv 0$ [31] (for $q > 0$ in (1.8) and using a generalized Korn-inequality [29]) thus disposing completely of the above described problem. In other words, the drilling degree of freedom is kept, but not connected to any fictitious torsional spring. While in a linear model this would imply that the drilling degree of freedom decouples, this is not necessarily the case in nonlinear Cosserat models based on exact rotations.

Acknowledgment. The last author is indebted to Amit Acharya (Carnegie Mellon University) for clarifying discussions regarding his notion of normality preserving shell deformations. We also thank Robert L. Bryant (Duke University, North-Carolina) for fruitful discussions. Discussions with Marek L. Szwabowicz (Maritime University, Gdansk, Poland) and Krzysztof Wiśniewski (Institute of Fundamental Technological Research Polish Academy of Sciences, Warsaw, Poland) are also acknowledged. This research has been supported by the Deutsche Forschungsgemeinschaft (DFG, German Research Foundation)-Project No. **415894848, Neff 902/8-1** (P. Lewintan and P. Neff). Maryam Mohammadi Saem is grateful for a grant of the Faculty of Mathematics, University Duisburg-Essen.

6 References

- [1] K. Abe and J. Erbacher. “Isometric immersions with the same Gauss map”. *Mathematische Annalen* 215.3 (1975). Pp. 197–201.
- [2] A. Acharya. “A nonlinear generalization of the Koiter–Sanders–Budiansky bending strain measure”. *International Journal of Solids and Structures* 37.39 (2000). Pp. 5517–5528.
- [3] A. Acharya and J. Ginstler. “Rotations with constant curl are constant”. *arXiv preprint:2007.00331* (2020).
- [4] M. Bîrsan and P. Neff. “On the equations of geometrically nonlinear elastic plates with rotational degrees of freedom”. *Annals of the Academy of Romanian Scientists: Series on Mathematics and its Applications* 4 (2012). Pp. 97–103.
- [5] M. Bîrsan and P. Neff. “Existence theorems in the geometrically non-linear 6-parameter theory of elastic plates”. *Journal of Elasticity* 112.2 (2013). Pp. 185–198.
- [6] M. Bîrsan and P. Neff. “On the characterization of drilling rotation in the 6-parameter resultant shell theory”. *Shell-Structures: Theory and Applications*. Ed. by J. G. W. Pietraszkiewicz. Vol. 3. CRC Press, 2013.
- [7] M. Bîrsan and P. Neff. “Existence of minimizers in the geometrically non-linear 6-parameter resultant shell theory with drilling rotations”. *Mathematics and Mechanics of Solids* 19.4 (2014). Pp. 376–397. DOI: [10.1177/1081286512466659](https://doi.org/10.1177/1081286512466659).
- [8] M. Bîrsan and P. Neff. “Shells without drilling rotations: A representation theorem in the framework of the geometrically nonlinear 6-parameter resultant shell theory”. *International Journal of Engineering Science* 80 (2014). Pp. 32–42. DOI: [10.1016/j.ijengsci.2014.02.027](https://doi.org/10.1016/j.ijengsci.2014.02.027).
- [9] M. Bîrsan and P. Neff. “On the dislocation density tensor in the Cosserat theory of elastic shells”. *Advanced Methods of Continuum Mechanics for Materials and Structures*. Springer, 2016, pp. 391–413.
- [10] J. Chrościelewski, I. Kreja, A. Sabik, and W. Witkowski. “Modeling of composite shells in 6-parameter nonlinear theory with drilling degree of freedom”. *Mechanics of Advanced Materials and Structures* 18.6 (2011). Pp. 403–419.
- [11] P. G. Ciarlet. *Mathematical Elasticity. Volume I: Three-Dimensional Elasticity*. Vol. 20. Studies in Mathematics and its Applications. Elsevier Science, 1988.
- [12] E. Cosserat and F. Cosserat. *Théorie des corps déformables*. Paris, France, A. Hermann et fils, 1909.
- [13] G. Darboux. *Leçons sur la théorie générale des surfaces et les applications géométriques du calcul infinitésimal*. Vol. 1. Paris, France, Gauthier-Villars, 1941.
- [14] U. Dierkes, S. Hildebrandt, and F. Sauvigny. *Minimal surfaces. With assistance and contributions by A. Küster and R. Jakob*. 2nd revised and enlarged ed. Grundlehren der Mathematischen Wissenschaften 339. Dordrecht, Springer, 2010.
- [15] V. A. Eremeyev and W. Pietraszkiewicz. “Local symmetry group in the general theory of elastic shells”. *Journal of Elasticity* 85.2 (2006). Pp. 125–152.
- [16] J.-H. Eschenburg, B. Kruglikov, V. S. Matveev, and R. Tribuzy. “Compatibility of Gauss maps with metrics”. *Differential Geometry and its Applications* 28.2 (2010). Pp. 228–235.

- [17] D. Fox and J. Simo. “A drill rotation formulation for geometrically exact shells”. *Computer Methods in Applied Mechanics and Engineering* 98.3 (1992). Pp. 329–343.
- [18] I. D. Ghiba, M. Bîrsan, P. Lewintan, and P. Neff. “A constrained Cosserat shell model up to order $O(h^5)$: Modelling, existence of minimizers, relations to classical shell models and scaling invariance of the bending tensor”. *arXiv preprint*, available at [arXiv:2010.14308](https://arxiv.org/abs/2010.14308) (2020).
- [19] I.-D. Ghiba, M. Bîrsan, P. Lewintan, and P. Neff. “The isotropic Cosserat shell model including terms up to $O(h^5)$. Part I: Derivation in matrix notation”. *Journal of Elasticity* 142 (2020). Pp. 201–262.
- [20] I.-D. Ghiba, M. Bîrsan, P. Lewintan, and P. Neff. “The isotropic Cosserat shell model including terms up to $O(h^5)$. Part II: Existence of minimizers”. *Journal of Elasticity* 142 (2020). Pp. 263–290.
- [21] D. A. Hoffman and R. Osserman. “The Gauss map of surfaces in \mathbb{R}^n ”. *Journal of Differential Geometry* 18.4 (1983). Pp. 733–754.
- [22] T. J. Hughes and F. Brezzi. “On drilling degrees of freedom”. *Computer Methods in Applied Mechanics and Engineering* 72.1 (1989). Pp. 105–121.
- [23] A. Ibrahimbegović. “Stress resultant geometrically nonlinear shell theory with drilling rotations—Part I. A consistent formulation”. *Computer Methods in Applied Mechanics and Engineering* 118.3-4 (1994). Pp. 265–284.
- [24] H. Karcher and K. Polthier. “Construction of triply periodic minimal surfaces”. *Philosophical Transactions of the Royal Society of London. Series A. Mathematical, Physical and Engineering Sciences* 354.1715 (1996). Pp. 2077–2104.
- [25] S. Kugler, P. A. Fotiu, and J. Murin. “On consistent estimations of drilling rotations in shell elements”. *Shell Structures: Theory and Applications: Volume 3* 3 (2013). P. 413.
- [26] J. Lankeit, P. Neff, and F. Osterbrink. “Integrability conditions between the first and second Cosserat deformation tensor in geometrically nonlinear micropolar models and existence of minimizers”. *Zeitschrift für angewandte Mathematik und Physik* 68.1 (2017). P. 11.
- [27] K. K. Liang. “Efficient conversion from rotating matrix to rotation axis and angle by extending Rodrigues’ formula”. *arXiv preprint*, available at [arXiv:1810.02999](https://arxiv.org/abs/1810.02999) (2018).
- [28] M. Ljulj and J. Tambača. “A Naghdi type nonlinear model for shells with little regularity”. *Journal of Elasticity* (2020). Pp. 1–48.
- [29] P. Neff. “On Korn’s first inequality with non-constant coefficients”. *Proceedings of the Royal Society of Edinburgh Section A: Mathematics* 132.01 (2002). Pp. 221–243.
- [30] P. Neff. “A geometrically exact Cosserat shell-model including size effects, avoiding degeneracy in the thin shell limit. Part I: Formal dimensional reduction for elastic plates and existence of minimizers for positive Cosserat couple modulus”. *Continuum Mechanics and Thermodynamics* 16.6 (2004). Pp. 577–628. DOI: [10.1007/s00161-004-0182-4](https://doi.org/10.1007/s00161-004-0182-4).
- [31] P. Neff. “A geometrically exact planar Cosserat shell-model with microstructure: Existence of minimizers for zero Cosserat couple modulus”. *Mathematical Models and Methods in Applied Sciences* 17.03 (2007). Pp. 363–392. DOI: [10.1142/S0218202507001954](https://doi.org/10.1142/S0218202507001954).
- [32] P. Neff, J. Lankeit, and A. Madeo. “On Grioli’s minimum property and its relation to Cauchy’s polar decomposition”. *International Journal of Engineering Science* 80 (2014). Pp. 209–217. DOI: [10.1016/j.ijengsci.2014.02.026](https://doi.org/10.1016/j.ijengsci.2014.02.026).
- [33] P. Neff and I. Münch. “Curl bounds Grad on $SO(3)$ ”. *ESAIM: Control, Optimisation and Calculus of Variations* 14.1 (2008). Pp. 148–159.
- [34] B. Palais, R. Palais, and S. Rodi. “A disorienting look at Euler’s theorem on the axis of a rotation”. *The American Mathematical Monthly* 116.10 (2009). Pp. 892–909.
- [35] W. Pietraszkiewicz. “Refined resultant thermomechanics of shells”. *International Journal of Engineering Science* 49.10 (2011). Pp. 1112–1124.
- [36] W. Pietraszkiewicz. “The resultant linear six-field theory of elastic shells: What it brings to the classical linear shell models?” *Zeitschrift für Angewandte Mathematik und Mechanik* 96.8 (2016). Pp. 899–915.
- [37] W. Pietraszkiewicz and V. Konopińska. “Drilling couples and refined constitutive equations in the resultant geometrically non-linear theory of elastic shells”. *International Journal of Solids and Structures* 51.11-12 (2014). Pp. 2133–2143.
- [38] O. Sander, P. Neff, and M. Bîrsan. “Numerical treatment of a geometrically nonlinear planar Cosserat shell model”. *Computational Mechanics* 57.5 (2016). Pp. 817–841, arXiv preprint, available at [arXiv:1412.3668](https://arxiv.org/abs/1412.3668).
- [39] M. L. Szwabowicz. “Pure strain deformations of surfaces”. *Journal of Elasticity* 92.3 (2008). P. 255.
- [40] K. Wisniewski. “A shell theory with independent rotations for relaxed Biot stress and right stretch strain”. *Computational Mechanics* 21.2 (1998). Pp. 101–122.
- [41] K. Wisniewski. *Finite Rotation Shells: Basic Equations and Finite Elements for Reissner Kinematics*. Springer, 2010.
- [42] K. Wisniewski and E. Turska. “Kinematics of finite rotation shells with in-plane twist parameter”. *Computer Methods in Applied Mechanics and Engineering* 190.8-10 (2000). Pp. 1117–1135.

- [43] K. Wisniewski and E. Turska. “Enhanced Allman quadrilateral for finite drilling rotations”. *Computer Methods in Applied Mechanics and Engineering* 195.44-47 (2006). Pp. 6086–6109.
- [44] J.-T. Yeh and W.-H. Chen. “Shell elements with drilling degree of freedoms based on micropolar elasticity theory”. *International Journal for Numerical Methods in Engineering* 36.7 (1993). Pp. 1145–1159.

A Appendix

A.1 Associate family of minimal surfaces: the catenoid and helicoid family

Meusnier in 1776 discovered that the helicoid and the catenoid are minimal surfaces, i.e., they have vanishing mean curvature. It was Bonnet who showed that these minimal surfaces belong to the same associate family, more precisely, the catenoid can be bend without stretching into a portion of a helicoid in such a way that the surface normals remain unchanged. For further examples of associate families of minimal surfaces we refer the reader to [14, Chapter 3].

Let $\omega = \mathbb{R} \times [0, 2\pi)$ then the catenoid $X^{\text{cat}} \in C^\infty(\omega, \mathbb{R}^3)$ and the helicoid $X^{\text{hel}} \in C^\infty(\omega, \mathbb{R}^3)$ are parametrized by

$$X^{\text{cat}}(x_1, x_2) = \begin{pmatrix} \cos x_2 \cosh x_1 \\ \sin x_2 \cosh x_1 \\ x_1 \end{pmatrix}, \quad X^{\text{hel}}(x_1, x_2) = \begin{pmatrix} \sin x_2 \sinh x_1 \\ -\cos x_2 \sinh x_1 \\ x_2 \end{pmatrix}, \quad (\text{A.1})$$

and the associate surfaces, parametrized by θ , are given by

$$X^\theta(x_1, x_2) = \cos \theta \cdot X^{\text{cat}}(x_1, x_2) + \sin \theta \cdot X^{\text{hel}}(x_1, x_2) \quad \text{for } \theta \in [0, 2\pi]. \quad (\text{A.2})$$

Their partial derivatives fulfill

$$\partial_1 X^\theta = \cos \theta \cdot \partial_1 X^{\text{cat}} - \sin \theta \cdot \partial_2 X^{\text{cat}} \quad \text{and} \quad \partial_2 X^\theta = \sin \theta \cdot \partial_1 X^{\text{cat}} + \cos \theta \cdot \partial_2 X^{\text{cat}}, \quad (\text{A.3})$$

so that, the surface normals remain unchanged

$$n_{X^\theta}(x_1, x_2) = n_{X^{\text{cat}}}(x_1, x_2) = n_{X^{\text{hel}}}(x_1, x_2) \quad \text{for all } (x_1, x_2) \in \omega. \quad (\text{A.4})$$

Further properties of the members of this associate family X^θ can be found in [24] and [14, Chapter 3], as well as the references cited therein.

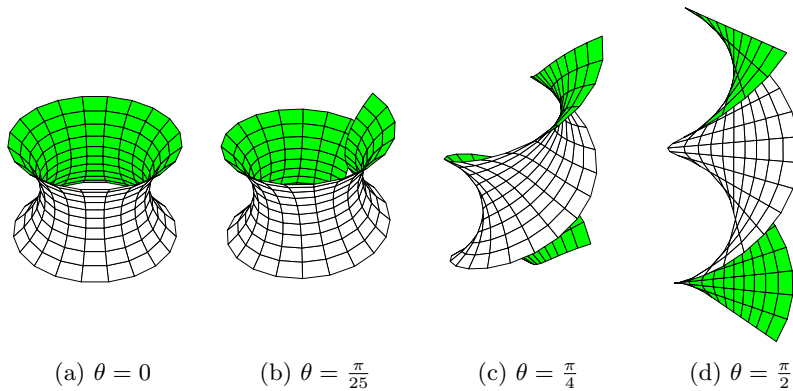


Figure 5: Four consecutive steps of an isometric deformation of a catenoid (left) into a helicoid (right). Such a transformation exists, since both are members of the same associate family X^θ . Note that every member of the deformation family has vanishing mean curvature, i.e., is a minimal surface.

To see (A.3) and (A.4) we take the partial derivatives of (A.2):

$$\partial_j X^\theta = \cos \theta \cdot \partial_j X^{\text{cat}} + \sin \theta \cdot \partial_j X^{\text{hel}} \quad \text{for } j = 1, 2. \quad (\text{A.5})$$

Since the partial derivatives of the catenoid and the helicoid satisfy the Cauchy-Riemann equations

$$\partial_1 X^{\text{cat}} = \partial_2 X^{\text{hel}} \quad \text{and} \quad \partial_2 X^{\text{cat}} = -\partial_1 X^{\text{hel}}, \quad (\text{A.6})$$

we obtain (A.3), which in matrix notation reads

$$DX^\theta = DX^{\text{cat}} \begin{pmatrix} \cos \theta & \sin \theta \\ -\sin \theta & \cos \theta \end{pmatrix}. \quad (\text{A.7})$$

Moreover,

$$\begin{aligned} \partial_1 X^\theta \times \partial_2 X^\theta &\stackrel{(\text{A.3})}{=} \cos^2 \theta \cdot \partial_1 X^{\text{cat}} \times \partial_2 X^{\text{cat}} - \sin^2 \theta \cdot \partial_2 X^{\text{cat}} \times \partial_1 X^{\text{cat}} \\ &= \partial_1 X^{\text{cat}} \times \partial_2 X^{\text{cat}}, \end{aligned} \quad (\text{A.8})$$

which gives (A.4). Furthermore,

$$\partial_1 X^{\text{cat}} = \begin{pmatrix} \cos x_2 \sinh x_1 \\ \sin x_2 \sinh x_1 \\ 1 \end{pmatrix} \quad \text{and} \quad \partial_2 X^{\text{cat}} = \begin{pmatrix} -\sin x_2 \cosh x_1 \\ \cos x_2 \cosh x_1 \\ 0 \end{pmatrix}, \quad (\text{A.9})$$

so that

$$\|\partial_1 X^{\text{cat}}\|^2 = \sinh^2 x_1 + 1 = \cosh^2 x_1 = \|\partial_2 X^{\text{cat}}\|^2 \quad \text{and} \quad \langle \partial_1 X^{\text{cat}}, \partial_2 X^{\text{cat}} \rangle = 0. \quad (\text{A.10})$$

In regard with (A.3) we obtain

$$\|\partial_1 X^\theta\|^2 \stackrel{(\text{A.10})_2}{=} \cos^2 \theta \|\partial_1 X^{\text{cat}}\|^2 + \sin^2 \theta \|\partial_2 X^{\text{cat}}\|^2 \stackrel{(\text{A.10})_1}{=} \cosh^2 x_1, \quad (\text{A.11a})$$

$$\|\partial_2 X^\theta\|^2 \stackrel{(\text{A.10})_2}{=} \sin^2 \theta \|\partial_1 X^{\text{cat}}\|^2 + \cos^2 \theta \|\partial_2 X^{\text{cat}}\|^2 \stackrel{(\text{A.10})_1}{=} \cosh^2 x_1 = \|\partial_1 X^\theta\|^2, \quad (\text{A.11b})$$

$$\langle \partial_1 X^\theta, \partial_2 X^\theta \rangle \stackrel{(\text{A.10})_2}{=} \cos \theta \sin \theta \|\partial_1 X^{\text{cat}}\|^2 - \sin \theta \cos \theta \|\partial_2 X^{\text{cat}}\|^2 \stackrel{(\text{A.10})_1}{=} 0. \quad (\text{A.11c})$$

In other words, the first fundamental form of all members of the associate family remains unchanged and is given by

$$I_{X^\theta}(x_1, x_2) = [DX^\theta]^T DX^\theta = \begin{pmatrix} \|\partial_1 X^\theta\|^2 & \langle \partial_1 X^\theta, \partial_2 X^\theta \rangle \\ \langle \partial_1 X^\theta, \partial_2 X^\theta \rangle & \|\partial_2 X^\theta\|^2 \end{pmatrix} = \cosh^2 x_1 \cdot \mathbb{1}_2. \quad (\text{A.12})$$

Thus,

$$[DX^{\text{cat}}]^T DX^\theta \stackrel{(\text{A.7})}{=} [DX^{\text{cat}}]^T DX^{\text{cat}} \begin{pmatrix} \cos \theta & \sin \theta \\ -\sin \theta & \cos \theta \end{pmatrix} \stackrel{(\text{A.12})}{=} \cosh^2 x_1 \begin{pmatrix} \cos \theta & \sin \theta \\ -\sin \theta & \cos \theta \end{pmatrix}, \quad (\text{A.13})$$

and $[DX^{\text{cat}}]^T DX^\theta \notin \text{Sym}^+(2)$ is not a pure in-plane stretch.

Moreover, as in (4.11), there exists an in-plane drill rotation $Q^\theta(x) \in \text{SO}(3)$ which fulfills

$$DX^\theta(x) = Q^\theta(x) DX^{\text{cat}}(x) \quad \text{and} \quad Q^\theta(x) n_0(x) = n_0(x), \quad \text{where } n_0(x) := n_{X^\theta}(x) = n_{X^{\text{cat}}}(x). \quad (\text{A.14})$$

Next we show, that the (constant) rotation angle, cf. Lemma 4.1, extracted from $Q^\theta(x)$ is already given by $-\theta$ (or differs from it by an integer multiple of 2π), so that we have the representation

$$\begin{aligned} Q^\theta(x) &= (1 - \cos(-\theta)) n_0(x) \otimes n_0(x) + \cos(-\theta) \mathbb{1} + \sin(-\theta) \text{Anti}(n_0(x)) \\ &= (1 - \cos \theta) n_0(x) \otimes n_0(x) + \cos \theta \mathbb{1} - \sin \theta \text{Anti}(n_0(x)). \end{aligned} \quad (\text{A.15})$$

For that purpose, note that

$$\partial_1 X^{\text{cat}} \times \partial_2 X^{\text{cat}} = \begin{pmatrix} -\cos x_2 \cosh x_1 \\ -\sin x_2 \cosh x_1 \\ \sinh x_1 \cosh x_1 \end{pmatrix} \Rightarrow \|\partial_1 X^{\text{cat}} \times \partial_2 X^{\text{cat}}\| = \cosh^2 x_1, \quad (\text{A.16})$$

so that

$$n_0 = \frac{1}{\cosh x_1} \begin{pmatrix} -\cos x_2 \\ -\sin x_2 \\ \sinh x_1 \end{pmatrix}, \quad \text{and} \quad n_0 \times \partial_1 X^{\text{cat}} = \partial_2 X^{\text{cat}}, \quad n_0 \times \partial_2 X^{\text{cat}} = -\partial_1 X^{\text{cat}}. \quad (\text{A.17})$$

Hence, with $n_0 \otimes n_0 \partial_j X^{\text{cat}} = n_0 \langle n_0, \partial_j X^{\text{cat}} \rangle \equiv 0$, we obtain

$$Q^\theta \partial_1 X^{\text{cat}} \stackrel{(\text{A.15})}{=} \cos \theta \partial_1 X^{\text{cat}} - \sin \theta \text{Anti}(n_0) \partial_1 X^{\text{cat}} \stackrel{(\text{A.17})_2}{=} \cos \theta \partial_1 X^{\text{cat}} - \sin \theta \partial_2 X^{\text{cat}} \stackrel{(\text{A.3})_1}{=} \partial_1 X^\theta, \quad (\text{A.18})$$

as well as

$$Q^\theta \partial_2 X^{\text{cat}} \stackrel{(\text{A.15})}{=} \cos \theta \partial_2 X^{\text{cat}} - \sin \theta \text{Anti}(n_0) \partial_2 X^{\text{cat}} \stackrel{(\text{A.17})_3}{=} \cos \theta \partial_2 X^{\text{cat}} + \sin \theta \partial_1 X^{\text{cat}} \stackrel{(\text{A.3})_2}{=} \partial_2 X^\theta, \quad (\text{A.19})$$

and we have shown that

$$Q^\theta \text{D} X^{\text{cat}} = \text{D} X^\theta, \quad (\text{A.20})$$

where Q^θ has the expression (A.15) and its columns read with the representation of the normal (A.17)₁

$$Q^\theta e_1 = \begin{pmatrix} -\frac{(\cos^2 x_2 - \cosh^2 x_1) \cos \theta - \cos^2 x_2}{\cosh^2 x_1} \\ -\frac{\cosh x_1 \sinh x_1 \sin \theta + \cos x_2 \sin x_2 \cos \theta - \cos x_2 \sin x_2}{\cosh^2 x_1} \\ -\frac{\cosh x_1 \sin x_2 \sin \theta - \sinh x_1 \cos x_2 \cos \theta + \sinh x_1 \cos x_2}{\cosh^2 x_1} \end{pmatrix}, \quad (\text{A.21a})$$

$$Q^\theta e_2 = \begin{pmatrix} \frac{\cosh x_1 \sinh x_1 \sin \theta - \cos x_2 \sin x_2 \cos \theta + \cos x_2 \sin x_2}{\cosh^2 x_1} \\ -\frac{(\sin^2 x_2 - \cosh^2 x_1) \cos \theta - \sin^2 x_2}{\cosh^2 x_1} \\ \frac{\cosh x_1 \cos x_2 \sin \theta + \sinh x_1 \sin x_2 \cos \theta - \sinh x_1 \sin x_2}{\cosh^2 x_1} \end{pmatrix}, \quad (\text{A.21b})$$

$$Q^\theta e_3 = \begin{pmatrix} \frac{\cosh x_1 \sin x_2 \sin \theta + \sinh x_1 \cos x_2 \cos \theta - \sinh x_1 \cos x_2}{\cosh^2 x_1} \\ -\frac{\cosh x_1 \cos x_2 \sin \theta - \sinh x_1 \sin x_2 \cos \theta + \sinh x_1 \sin x_2}{\cosh^2 x_1} \\ \frac{\cos \theta + \cosh^2 x_1 - 1}{\cosh^2 x_1} \end{pmatrix}. \quad (\text{A.21c})$$

Recall, that if a surface X is parametrized conformally, i.e., it holds $\|\partial_1 X\| = \|\partial_2 X\|$ and $\langle \partial_1 X, \partial_2 X \rangle = 0$, then it is a minimal surface (i.e. has vanishing mean curvature everywhere) if and only if $\Delta X \equiv 0$ holds, cf. [14, p.72]. Thus, in regard with (A.12), to check that all members of the associate family X^θ are, indeed, minimal surfaces, we compute

$$\Delta X^\theta \stackrel{(\text{A.3})}{=} \cos \theta \cdot \Delta X^{\text{cat}} \stackrel{(\text{A.9})}{=} 0. \quad (\text{A.22})$$

Furthermore, if a minimal surface is parametrized conformally, then the same holds for its corresponding Gauss map, cf. [14, p.74]. Indeed, all members of the associate family X^θ are minimal surfaces and for their Gauss maps (which all coincide) $n_0 : \omega \rightarrow \mathbb{S}^2$ it holds

$$\text{I}_{n_0} = [\text{D} n_0]^T \text{D} n_0 \stackrel{(\text{A.17})_1}{=} \frac{1}{\cosh^2 x_1} \cdot \mathbb{1}_2, \quad (\text{A.23})$$

which shows that n_0 is also parametrized conformally.

Let us mention, that the constancy of the rotation angle can also be achieved without applying Lemma 4.1. For that purpose, let us here call the in-plane drill rotation $\widehat{Q}(x) \in \text{SO}(3)$ which fulfills

$$\text{D} X^\theta(x) = \widehat{Q}(x) \text{D} X^{\text{cat}}(x) \quad \text{and} \quad \widehat{Q}(x) n_0(x) = n_0(x), \quad \text{where } n_0(x) := n_{X^\theta}(x) = n_{X^{\text{cat}}}(x). \quad (\text{A.24})$$

Thus, as in (4.11), it follows

$$(DX^\theta \mid n_0) = \widehat{Q}(DX^{\text{cat}} \mid n_0) \quad \Rightarrow \quad \widehat{Q} = (DX^\theta \mid n_0)(DX^{\text{cat}} \mid n_0)^{-1}, \quad (\text{A.25})$$

and a direct computation gives the entries of $\widehat{Q}(x)$, which, indeed, coincide with (A.21). From the uniqueness of the Euler-Rodrigues representation it then follows that the corresponding rotation angle $\widehat{\alpha}(x)$ is constant and is given by $-\theta$ (or differs from it by an integer multiple of 2π). Indeed, with (2.17) we have

$$\sin(\widehat{\alpha}(x)) \stackrel{(2.17)}{=} -\frac{\text{tr}\left(\text{Anti}(n_0(x))\widehat{Q}(x)\right)}{2} \underset{(A.21)}{\widehat{Q} \equiv Q^\theta} - \sin \theta \quad \text{and} \quad \cos(\widehat{\alpha}(x)) \stackrel{(2.17)}{=} -\frac{\text{tr}\widehat{Q}(x) - 1}{2} \underset{(A.21)}{\widehat{Q} \equiv Q^\theta} \cos \theta.$$