

Xiaodong Cheng*, Jacquélien M.A. Scherpen, and Harry L. Trentelman

Reduced Order Modeling of Large-Scale Network Systems

Abstract: Large-scale network systems describe a wide class of complex dynamical systems composed of many interacting subsystems. A large number of subsystems and their high-dimensional dynamics often result in highly complex topology and dynamics, which pose challenges to network management and operation. This chapter provides an overview of reduced-order modeling techniques that are developed recently for simplifying complex dynamical networks. In the first part, clustering-based approaches are reviewed, which aim to reduce the network scale, i.e., find a simplified network with a fewer number of nodes. The second part presents structure-preserving methods based on generalized balanced truncation, which can reduce the dynamics of each subsystem.

Keywords: Reduced-order modeling, graph clustering, balanced truncation, semistable systems, Laplacian matrix

MSC 2010: 35B30, 37M99, 41A05, 65K99, 93A15, 93C05

1 Introduction

Network systems, or multi-agent systems, are a class of structured systems composed of multiple interacting subsystems. In real life, systems taking the form of networks are ubiquitous, and the study of network systems has received compelling attention from many disciplines, see e.g., [61, 60, 52] for an overview. Coupled chemical oscillators, cellular and metabolic networks, interconnected physical systems, and electrical power grids are only a few examples of such systems. To capture the behaviors and properties of network systems, graph theory is often useful [37]. The interconnection structure among the subsystems can be represented by a *graph*, in which *vertices* and *edges* represent the subsystems and the interactions among them, respectively. However, when network systems are becoming more large-scale, we have to deal with graphs of complex topology and

*Corresponding author: Xiaodong Cheng, Eindhoven University of Technology
Jacquélien M.A. Scherpen, University of Groningen
Harry L. Trentelman, University of Groningen

nodal dynamics, which can cause great difficulty in transient analysis, failure detection, distributed controller design, and system simulation. From a practical point of view, it is always desirable to construct a reduced-order model to capture all the essential structure of the system avoiding too expensive computation. In the reduction of network systems, reduced-order models are designed not only to capture the main input-output feature of original complex network models but also to preserve the network structure such that they are usable for some potential applications, e.g., distributed controller design and sensor allocation.

In the past few decades, a variety of theories and techniques of model reduction have been intensively investigated for generic dynamical systems. Techniques, including Krylov-subspace methods (also known as moment matching), balanced truncation, and Hankel norm approximation [4, 3, 59, 36] provide us systematic procedures to generate reduced-order models that well approximate the input-output mapping of a high-dimensional system, see [2, 5, 6] for an overview. However, when addressing the reduction of dynamical networks, the direct application of these methods may be not advisable, since they potentially destroy the network structure such that obtained reduced-order models could not have network feature any more. Structure-preserving model reduction is crucial for the application of network systems. Taking into account the two aspects of the complexity of network systems, namely, large-scale interconnection (i.e., a large number of subsystems) and high-dimensional subsystems, two types of problems are studied in the literature towards the approximation of network systems in a structure-preserving manner.

The first problem aims to simplify the underlying network topology by reducing the number of nodes. The mainstream methods for this problem is based on *graph clustering*, which is an unsupervised learning technique widely used in data science and computer graphics [45, 71]. For approximating dynamical networks, clustering-based methods basically follow a two-step process: the first is to partition the nodes into several nonoverlapping subsets (clusters), and then all the nodes in each cluster are aggregated into a single node. The aggregation step can be interpreted as a Petrov-Galerkin approximation using a clustering-based projection, see [74, 42, 58]. However, how to find the “best” clustering such that the approximation error is minimized still remains an open question. In [58, 46], a particular clustering, called *almost equitable partition* (AEP) is considered, which leads to an analytic \mathcal{H}_2 expression for the reduction error. However, finding AEPs itself is rather difficult and computationally expensive for general graphs. Clustering can also be found using the QR decomposition with column pivoting on the projection matrix obtained by the Krylov subspace method [54]. For undirected networks with tree topology, an asymptotically stable *edge system* can be considered, which has a pair of diagonal generalized

Gramian matrices for characterizing the importance of edges. Then, vertices linked by the less important edges are iteratively clustered [8]. The notion of *reducibility* is introduced in [42, 41, 43] to characterize the uncontrollability of clusters. Using this notion, an upper bound for the network reduction error is established, which can determine the clustering. The works in [11, 13] extend the notion of dissimilarity for dynamical systems, where nodal behaviors are represented by the transfer functions mapping from external inputs to node states, and dissimilarity between two nodes are quantified by the norm of their behavior deviation. Then clustering algorithms, e.g., hierarchical clustering and K-means clustering, can be adapted to group nodes in such a way that nodes in the same cluster are more similar to each other than to those in other clusters [12, 63]. Subsequent research in [12, 22, 17, 19] show that the dissimilarity-based clustering method can also be extended to second-order networks, controlled power networks, and directed networks. In [25, 24], a framework is presented on how to build a reduced-order model from a given clustering. The edge weights in the reduced network are parameterized so that an optimization problem is formulated to minimize the reduction error.

An alternative methodology to simplify the complexity of the network structure is based on time-scale analysis, and in particular, *singular perturbation approximation*, see some of earlier works in [73, 64, 10]. Recently, this approach has also been extensively applied to biochemical systems and electric networks [65, 1, 39, 44, 27, 32, 56, 67]. This class of approaches relies on the fact that the nodal states of network systems evolve over different time scales. Removing the vertices with fast states and reconnecting the remaining vertices with slow states will generate a reduced-order model that retains the low frequency behavior of the original network system. This methodology is closely related to the so-called *Kron reduction* in electric networks [27, 32, 56], where the Schur complement of a graph Laplacian is taken that is again a Laplacian of a smaller-scale network. The singular perturbation approximation is capable of preserving the physical meaning of a network system. However, how to identify and separate fast/slow states is a crucial step in this approach, and its application is highly dependent on specific systems.

A network system can be simplified if the dimension of individual subsystems is reduced, which leads to the second research direction in reduced-order modeling of network systems see e.g., [69, 57, 23]. In this framework, the approximation is applied to each subsystem in a way that certain properties of the overall network, such as synchronization and stability, are preserved. Relevant methods are developed using generalized Gramian matrices [34] that allow for more freedom to preserve some desired structures than the standard Gramians. Networked nonlinear robustly synchronized Lur'e-type systems are reduced in [23], which

shows that performing model reduction on the linear component of each nonlinear subsystems, allows for preserving the robust synchronization property of a Lur'e network. Techniques in [43, 21] can reduce the complexity of network structures and subsystem dynamics *simultaneously*. In [43], the graph structure is simplified using clustering, while subsystems are reduced via some orthogonal projection. In contrast, [21] reduces graph structure and subsystem dynamics in a unified framework of generalized balanced truncation. Although a reduced-order system is obtained by balanced truncation does not necessarily preserve the network structure, a set of coordinates can be found in which the reduced-order model has a network interpretation.

In this chapter, we will focus on the two problems of model reduction for linear network systems with diffusive couplings. In the aspect of simplifying network topology, we only review several clustering-based methods for space reasons. For the reduction of subsystems, we present the generalized balanced truncation as the main approach to perform a synchronization-preserving model reduction. The rest of this chapter is organized as follows. In Section 2, we provide preliminaries on balanced truncation, semistable systems and necessary concepts in graph theory. The model of diffusively coupled networks is also introduced. In Section 3, we present clustering-based model reduction methods for simplifying network topology, and in Section 4, the generalized balanced truncation approach is reviewed to reduce the dimension of subsystems. In Section 5, we glance at open problems and make some concluding remarks.

Notation: The symbols \mathbb{R} and \mathbb{R}_+ denote the set of real numbers and real positive numbers, respectively. I_n is the identity matrix of size n , and $\mathbf{1}_n$ represents the vector in \mathbb{R}^n of all ones. \mathbf{e}_i is the i -th column of I_n . The cardinality of a finite set \mathcal{S} is denoted by $|\mathcal{S}|$. $\text{Tr}(A)$, $\text{im}(A)$, $\text{ker}(A)$ denote the trace, image, and kernel of a matrix A , respectively. $\|G(s)\|_{\mathcal{H}_\infty}$ and $\|G(s)\|_{\mathcal{H}_2}$ represent the \mathcal{H}_∞ norm and \mathcal{H}_2 norm of a transfer matrix $G(s)$.

2 Preliminaries

In this section, we first briefly recapitulate the theory of balancing as a basis for the model reduction of linear control systems. New results for semistable systems and pseudo Gramians are also introduced. Moreover, we review some basic concepts from graph theory, which are then used for the modeling of network systems.

2.1 Generalized Balanced Truncation

From [34, 2], we review some basic facts on model reduction by using generalized balanced truncation. Consider a linear time-invariant system

$$\begin{cases} \dot{x} = Ax + Bu, \\ y = Cx, \end{cases} \quad (1)$$

with $A \in \mathbb{R}^{n \times n}$, $B \in \mathbb{R}^{n \times p}$, and $C \in \mathbb{R}^{q \times n}$, whose transfer function is given by $G(s) := C(sI_n - A)^{-1}B$. Let the system (1) be asymptotically stable and minimal, i.e., A is Hurwitz, the pair (A, B) is controllable, and the pair (C, A) is observable. Note that if a system (1) is not minimal, we can always use the Kalman decomposition to remove the uncontrollable or unobservable states from the model (1). Thus, a minimal state-space realization can be obtained, of which the transfer function also is equal to $G(s)$.

For such a system (1), there always exists positive definite matrices, P and Q satisfying the following Lyapunov inequalities:

$$AP + PA^\top + BB^\top \leq 0, \quad (2a)$$

$$A^\top Q + QA + C^\top C \leq 0. \quad (2b)$$

Any P and Q as the solutions of (2) are called *generalized controllability and observability Gramians* of the system (1) [34]. When the equalities are achieved in (2), we obtain the standard controllability and observability Gramians, which become unique solutions of the Lyapunov equations [2].

Similar to the standard balancing, generalized balancing of the system (1) amounts to finding a nonsingular matrix $T \in \mathbb{R}^{n \times n}$ such that P and Q are simultaneously diagonalized in the following way:

$$TPT^\top = T^{-\top}QT^\top = \Sigma := \text{diag}(\sigma_1, \sigma_2, \dots, \sigma_n), \quad (3)$$

where $\sigma_1 \geq \sigma_2 \geq \dots \geq \sigma_n > 0$ are called *generalized Hankel singular values* (GHSVs) of system (1). Using T as a coordinate transformation, we obtain a balanced realization of system (1), in which the state components corresponding to the smaller GHSVs are relatively difficult to reach and observe and thus have less influence on the input-output behavior. Let the triplet $(\hat{A}, \hat{B}, \hat{C})$ be the r -dimensional reduced-order model (with $r \ll n$) obtained by truncating the states with the smallest GHSVs in the balanced system. Then, the reduced-order model $\hat{G}(s) := \hat{C}(sI_r - \hat{A})^{-1}\hat{B}$ preserves stability and moreover, an *a priori* upper bound for the approximation error can be expressed in terms of the neglected GHSVs, i.e.,

$$\|G(s) - \hat{G}(s)\|_{\mathcal{H}_\infty} \leq 2 \sum_{i=r+1}^n \sigma_i. \quad (4)$$

2.2 Semistable Systems and Pseudo Gramians

Semistability is a more general concept than asymptotic stability as it allows for multiple zero poles in a system [9, 40]. A linear system $\dot{x} = Ax$ is *semistable* if $\lim_{t \rightarrow \infty} e^{At}$ exists for all initial conditions $x(0)$. The following lemma provides an equivalent condition for semistability.

Lemma 1. [7] *A system $\dot{x} = Ax$ is semistable if and only if the zero eigenvalues of A are semisimple (i.e., the geometric multiplicity of the zero eigenvalues coincides with the algebraic multiplicity), and all the other eigenvalues have negative real parts.*

Let the triplet (A, B, C) be a linear semistable system. The definition of semistability implies that the transfer $G(s) = C(sI - A)^{-1}B$ is not necessarily in the \mathcal{H}_2 space, and the standard controllability and observability Gramians in [2] are not well-defined in this case. Instead, we can define a pair of pseudo Gramians as follows [20]:

$$\mathcal{P} = \int_0^{\infty} (e^{At} - \mathcal{J})BB^{\top}(e^{A^{\top}t} - \mathcal{J}^{\top})dt, \quad \mathcal{Q} = \int_0^{\infty} (e^{A^{\top}t} - \mathcal{J}^{\top})C^{\top}C(e^{At} - \mathcal{J})dt, \quad (5)$$

where $\mathcal{J} := \lim_{t \rightarrow \infty} e^{At}$ is a constant matrix. The pseudo Gramians \mathcal{P} and \mathcal{Q} in (5) are well-defined for semistable systems and can be viewed as a generalization of standard Gramian matrices for asymptotically stable systems. Furthermore, the pseudo Gramians can be computed as

$$\mathcal{P} = \tilde{\mathcal{P}} - \mathcal{J}\tilde{\mathcal{P}}\mathcal{J}^{\top}, \quad \mathcal{Q} = \tilde{\mathcal{Q}} - \mathcal{J}^{\top}\tilde{\mathcal{Q}}\mathcal{J}, \quad (6)$$

where $\tilde{\mathcal{P}}$ and $\tilde{\mathcal{Q}}$ are arbitrary symmetric solution of the Lyapunov equations

$$\begin{aligned} A\tilde{\mathcal{P}} + \tilde{\mathcal{P}}A^{\top} + (I - \mathcal{J})BB^{\top}(I - \mathcal{J}^{\top}) &= 0, \\ A^{\top}\tilde{\mathcal{Q}} + \tilde{\mathcal{Q}}A + (I - \mathcal{J}^{\top})C^{\top}C(I - \mathcal{J}) &= 0, \end{aligned}$$

respectively. The pseudo Gramians lead to a characterization of the \mathcal{H}_2 norm of a semistable system.

Theorem 1. [20] *Consider a semistable system with the triplet (A, B, C) . Then, $G(s) := C(sI - A)^{-1}B \in \mathcal{H}_2$ if and only if $CJB = 0$. Furthermore, if $\|G(s)\|_{\mathcal{H}_2}$ is well-defined, then*

$$\|G(s)\|_{\mathcal{H}_2}^2 = \text{Tr}(C\mathcal{P}C^{\top}) = \text{Tr}(B^{\top}\mathcal{Q}B). \quad (7)$$

2.3 Graph Theory

The concepts in graph theory are instrumental in analyzing network systems [52]. The interconnection structure of a network is often characterized by a graph \mathcal{G} that consists of a finite and nonempty node set $\mathcal{V} := \{1, 2, \dots, n\}$ and an edge set $\mathcal{E} \subseteq \mathcal{V} \times \mathcal{V}$. Each element in \mathcal{E} is an ordered pair of elements of \mathcal{V} , and we say that the edge is directed from vertex i to vertex j if $(i, j) \in \mathcal{E}$. This leads to the definition of the *incidence matrix* $R \in \mathbb{R}^{n \times |\mathcal{E}|}$:

$$[R]_{ij} = \begin{cases} +1 & \text{if edge } (i, j) \in \mathcal{E}, \\ -1 & \text{if edge } (j, i) \in \mathcal{E}, \\ 0 & \text{otherwise.} \end{cases} \quad (8)$$

If each edge is assigned a positive value (weight), the graph \mathcal{G} is *weighted*, and a *weighted adjacency matrix* \mathcal{W} can be defined such that $w_{ij} = [\mathcal{W}]_{ij}$ is positive if there exists a directed edge from node j to node i , i.e., $(j, i) \in \mathcal{E}$, and $w_{ij} = 0$ otherwise. A (directed) graph \mathcal{G} is called *undirected* if \mathcal{W} is symmetric. An undirected graph \mathcal{G} is called *simple*, if \mathcal{G} does not contain self-loops (i.e., \mathcal{E} does not contain edges of the form (i, i) , $\forall i$), and there exists only one undirected edge between any two distinct nodes. Two distinct vertices i and j are said to be *neighbors* if there exists an edge between i and j , and the set \mathcal{N}_i denotes all the neighbors of node i .

The *Laplacian matrix* $L \in \mathbb{R}^{n \times n}$ of a weighted graph \mathcal{G} is defined as

$$[L]_{ij} = \begin{cases} \sum_{j \in \mathcal{N}_i} w_{ij}, & i = j \\ -w_{ij}, & \text{otherwise.} \end{cases} \quad (9)$$

Furthermore, we can define an undirected graph Laplacian using an alternative formula:

$$L = RWR^\top, \quad (10)$$

where R is an incidence matrix obtained by assigning an arbitrary orientation to each edge of \mathcal{G} , and $W := \text{diag}(w_1, w_2, \dots, w_{|\mathcal{E}|})$ with w_k the weight associated with the edge k , for each $k = 1, 2, \dots, |\mathcal{E}|$.

Remark 1. *If \mathcal{G} is a simple undirected connected graph, the associated Laplacian matrix L has the following structural properties:*

1. $L^\top = L \geq 0$
2. $\ker(L) = \text{im}(\mathbf{1})$;
3. $L_{ij} \leq 0$ if $i \neq j$, and $L_{ij} > 0$ otherwise.

Conversely, any real square matrix satisfying the above conditions can be interpreted as a Laplacian matrix that uniquely represents a simple undirected connected graph.

2.4 Network Systems

In this chapter, we mainly focus on an important class of networks, namely *consensus networks*, where subsystems are interconnected via *diffusive couplings*. Various applications, including formation control of mobile vehicles, synchronization in power networks, and balancing in chemical kinetics, involve the concept of consensus networks [66, 50, 35, 33, 53, 72, 75].

Here, we consider a network system in which the interconnection structure is represented by a simple weighted undirected graph with the node set $\mathcal{V} = \{1, 2, \dots, n\}$. The dynamics of each vertex (agent) is described by

$$\Sigma_i : \begin{cases} \dot{x}_i = Ax_i + Bv_i, \\ \eta_i = Cx_i, \end{cases} \quad (11)$$

where $x_i \in \mathbb{R}^\ell$, $v_i \in \mathbb{R}^m$ and $\eta_i \in \mathbb{R}^m$ are the state, control input and output of node i , respectively. The n subsystems are interconnected such that

$$m_i v_i = - \sum_{j \in \mathcal{N}_i} w_{ij} (\eta_i - \eta_j) + \sum_{j=1}^p f_{ij} u_j, \quad (12)$$

where $m_i \in \mathbb{R}_+$ denotes the weight of node i . In (12), the first term on the left is referred to as *diffusive coupling*, where $w_{ij} \in \mathbb{R}_+$ is the entry of the adjacency matrix $[W]_{ij}$ standing for the intensity of the coupling between nodes i and j . The second term indicates the influence from external input u_j , where the value of $f_{ij} \in \mathbb{R}$ represents the amplification of u_j acting on vertex i . Let $F \in \mathbb{R}^{n \times p}$ be a matrix with $[F]_{ij} = f_{ij}$, and we introduce the external outputs as $y_i = \sum_{j=1}^n [H]_{ij} \eta_j$, with $y_i \in \mathbb{R}^m$, as the i -th external output of the network. We then represent the network system in compact form as

$$\Sigma : \begin{cases} (M \otimes I) \dot{x} &= (M \otimes A - L \otimes BC) x + (F \otimes B) u \\ y &= (H \otimes C) x. \end{cases} \quad (13)$$

with joint state vector $x^\top := [x_1^\top \ x_2^\top \ \dots \ x_n^\top] \in \mathbb{R}^{n\ell}$, external control input $u^\top := [u_1^\top \ u_2^\top \ \dots \ u_p^\top] \in \mathbb{R}^{pm}$ and external output $y = [y_1^\top \ y_2^\top \ \dots \ y_q^\top] \in \mathbb{R}^{qm}$. $M := \text{diag}(m_1, m_2, \dots, m_n) > 0$, and $L \in \mathbb{R}^{n \times n}$ is the graph Laplacian matrix that characterizes the coupling structure among the subsystems. In many studies of undirected networks, the matrix $M = I_n$ is considered.

The simplest scenario in network systems is that all the vertices are just single-integrators, i.e., $m_i \dot{x}_i = v_i$ with $x_i \in \mathbb{R}$. Then, the model of a networked single-integrator system can be formed by taking $A = 0$ and $B = C = 1$ in (13), which leads to

$$\begin{cases} M \dot{x} &= -Lx + Fu, \\ y &= Hx. \end{cases} \quad (14)$$

A variety of physical systems are of this form, such as mass-damper systems and single-species reaction networks [74]. Note that the system (14) is called *semistable* [9], since L has a simple zero eigenvalue.

An important issue in the context of diffusively coupled networks is *synchronization*. The system Σ in (13) achieves synchronization if, for any initial conditions, the zero input response of (13) satisfies

$$\lim_{t \rightarrow \infty} [x_i(t) - x_j(t)] = 0, \text{ for all } i, j \in \mathcal{V}. \quad (15)$$

Using the property of L in Remark 1, it is clear that the single-integrator network in (14) can reach synchronization. However, for the general form of (13), we need take into account the subsystems as well. Denote by $0 = \lambda_1 < \lambda_2 \leq \dots \leq \lambda_n$ the eigenvalues of the matrix $M^{-1}L$ in ascending order. A sufficient and necessary condition for the synchronization of a network consisting of agents as in (11) is found in e.g. [50].

Lemma 2. *The multi-agent system Σ in (13) achieves synchronization if and only if $A - \lambda_k BC$ is Hurwitz, for all $k \in \{2, 3, \dots, n\}$.*

3 Clustering-Based Model Reduction

In this section, we introduce clustering-based methods that combine the Petrov-Galerkin projection with graph clustering. A reduced-order network model can be constructed by using the characteristic matrix of a graph clustering. Moreover, we will also briefly recap some other clustering-based methods.

Graph clustering is an important notion in graph theory [37]. Consider a connected undirected graph $\mathcal{G} = (\mathcal{V}, \mathcal{E})$. A *graph clustering* of \mathcal{G} is to divide its vertex set \mathcal{V} (with $|\mathcal{V}| = n$) into r nonempty and disjoint subsets, denoted by $\mathcal{C}_1, \mathcal{C}_2, \dots, \mathcal{C}_r$, where \mathcal{C}_i is called a *cluster* (or a *cell* of \mathcal{G}).

Definition 1. *The characteristic matrix of the clustering $\{\mathcal{C}_1, \mathcal{C}_2, \dots, \mathcal{C}_r\}$ is characterized by the binary matrix $\Pi \in \mathbb{R}^{n \times r}$ as*

$$[\Pi]_{ij} := \begin{cases} 1, & \text{if vertex } i \in \mathcal{C}_j, \\ 0, & \text{otherwise.} \end{cases} \quad (16)$$

Note that each vertex is assigned to a unique cluster. Therefore, each row of the characteristic matrix Π has exactly one nonzero element, and the number of nonzero elements in each column of Π is the number of vertices in the

corresponding cluster. Specifically, we have

$$\Pi \mathbf{1}_r = \mathbf{1}_n \text{ and } \mathbf{1}_n^\top \Pi = [|\mathcal{C}_1|, |\mathcal{C}_2|, \dots, |\mathcal{C}_r|]. \quad (17)$$

It is worth noting that for any given undirected graph Laplacian L , the reduced matrix $\Pi^\top L \Pi$ is also a Laplacian matrix, representing an undirected graph of smaller size. This important property allows for a structure-preserving model reduction of network systems using Π for the Petrov-Galerkin projection.

Let Σ in (13) be a network system with underlying graph \mathcal{G} of n vertices. To formulate a reduced-order network model of r dimension, we first find a graph clustering that partitions the vertices of \mathcal{G} into r clusters. Then we use the characteristic matrix of the clustering as a basis that projects the state-space of Σ to a reduced subspace. Specifically, a reduced-order model of Σ can be constructed via the Petrov-Galerkin projection framework as

$$\hat{\Sigma} : \begin{cases} (\hat{M} \otimes I) \dot{z} &= (\hat{M} \otimes A - \hat{L} \otimes B) z + (\hat{F} \otimes B) u, \\ \hat{y} &= (\hat{H} \otimes C) z, \end{cases} \quad (18)$$

where $\hat{M} := \Pi^\top M \Pi \in \mathbb{R}^{r \times r}$, $\hat{L} := \Pi^\top L \Pi \in \mathbb{R}^{r \times r}$, $\hat{F} = \Pi^\top F$ and $\hat{H} = H \Pi$. The new state vector $z^\top := [z_1^\top \ z_2^\top \ \dots \ z_r^\top] \in \mathbb{R}^{r\ell}$, where each component $z_i \in \mathbb{R}^\ell$ represents an estimated dynamics of all the vertices in the i -th cluster, and $\hat{x} = (\Pi \otimes I) z \in \mathbb{R}^{n\ell}$ can be an approximation of the original state x . For the single-integrator network system (14), clustering-based projection yields the reduced-order model as

$$\begin{cases} \hat{M} \dot{z} &= -\hat{L} z + \hat{F} u, \\ \hat{y} &= \hat{H} z. \end{cases} \quad (19)$$

In the reduced-order models in (18) and (19), \hat{M} is a positive diagonal matrix, and $\hat{L} \in \mathbb{R}^{r \times r}$ is a Laplacian matrix representing a graph of a fewer number of vertices. More precisely, \hat{M} and \hat{L} can be computed as

$$[\hat{M}]_{kk} = \sum_{i \in \mathcal{C}_k} m_i, \quad [\hat{L}]_{kl} = \begin{cases} \sum_{i \in \mathcal{C}_k, j \in \mathcal{C}_l} [L]_{ij}, & k \neq l; \\ \sum_{i \in \mathcal{C}_k} [L]_{ij}, & k = l. \end{cases} \quad (20)$$

Clearly, the reduced-order models in (18) and (19) preserve the network structure and thus can be interpreted as simplified dynamical networks with diffusive couplings. The following example then illustrates the physical meaning of a projected reduced-order network model.

Example 1. Consider a mass-damper system in Fig. 1, left inset, where u_1, u_2 are external forces acting on the 1st and 4th mass blocks. Suppose that all the

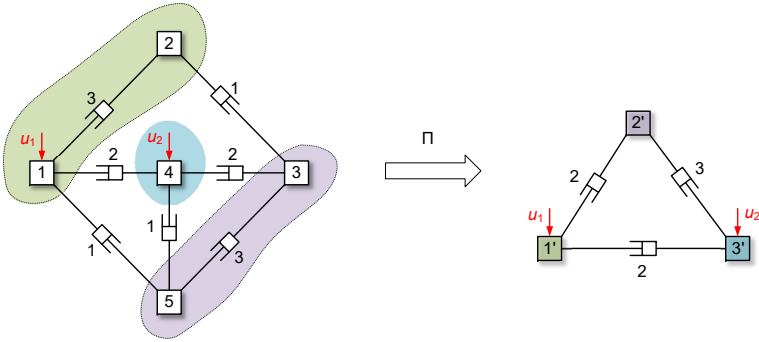


Fig. 1: An illustrative example of clustering-based model reduction for a mass-damper network system.

masses are identical, then we model the network system in the form of (14) with

$$M = I_5, \quad L = \begin{bmatrix} 6 & -3 & 0 & -2 & -1 \\ -3 & 4 & -1 & 0 & 0 \\ 0 & -1 & 6 & -2 & -3 \\ -2 & 0 & -2 & 5 & -1 \\ -1 & 0 & -3 & -1 & 5 \end{bmatrix}, \quad F = \begin{bmatrix} 1 & 0 \\ 0 & 0 \\ 0 & 0 \\ 0 & 1 \\ 0 & 0 \end{bmatrix}.$$

The off-diagonal entry $-[L]_{ij}$ represents the damping coefficient of the edge (i, j) . Let $\{C_1, C_2, C_3\} = \{\{1, 2\}, \{3, 5\}, \{4\}\}$ be the clustering of the network, which leads to

$$\Pi = \begin{bmatrix} 1 & 1 & 0 & 0 & 0 \\ 0 & 0 & 1 & 0 & 1 \\ 0 & 0 & 0 & 1 & 0 \end{bmatrix}^T.$$

A reduced-order network model is obtained as in (19) with

$$\hat{M} = \begin{bmatrix} 2 & 0 & 0 \\ 0 & 2 & 0 \\ 0 & 0 & 1 \end{bmatrix}, \quad \hat{L} = \begin{bmatrix} 4 & -2 & -2 \\ -2 & 5 & -3 \\ -2 & -3 & 5 \end{bmatrix}, \quad \hat{F} = \begin{bmatrix} 1 & 0 \\ 0 & 1 \\ 0 & 1 \end{bmatrix}.$$

It is clear that each mass in the reduced network is equal to the sums of the masses in the corresponding cluster. Moreover, the structure of a Laplacian matrix is retained, which allows for a physical interpretation of the reduced model, as shown in Fig. 1, right inset.

Next, the property of the reduced-order models in (18) and (19) are discussed. First, it is clear that system (19) preserves the synchronization property. Moreover, the following result holds.

Lemma 3. [11, 13] Consider the single-integrator networks in (14) and (19). The impulse responses of the two systems satisfy

$$\lim_{t \rightarrow \infty} y(t) = \lim_{t \rightarrow \infty} \hat{y}(t) = \frac{H \mathbf{1}_n \mathbf{1}_n^\top F}{\mathbf{1}_n^\top M \mathbf{1}_n} \quad (21)$$

Denote

$$S := H(sI_n + L)^{-1}F, \quad \hat{S} := \hat{H}(sI_r + \hat{L})^{-1}\hat{F} \quad (22)$$

This lemma implies the reduction error $\|S - \hat{S}\|_{\mathcal{H}_2}$ is well defined, for any clustering Π . For the reduced-order network system (18), the analysis of synchronization and reduction error is more complicated, since the subsystem dynamics will also be involved. Denote

$$G(s) := (H \otimes C) [M \otimes (sI_\ell - A) + L \otimes BC] (F \otimes B), \quad (23a)$$

$$\hat{G}(s) := (\hat{H} \otimes C) [\hat{M} \otimes (sI_\ell - A) + \hat{L} \otimes BC] (\hat{F} \otimes B), \quad (23b)$$

as the transfer matrices of the systems (13) and (18), respectively. Generally, $G(s) - \hat{G}(s)$ is not guaranteed to be stable. However, a theoretical guarantee can be obtained if the subsystem (A, B, C) in (11) are *passive* [38], namely, there exists a positive definite K such that

$$A^\top K + KA \leq 0, \text{ and } C^\top = BK. \quad (24)$$

In this case, we have synchronization property and bounded reduction error for the system (18).

Theorem 2. Consider the subsystem (A, B, C) in (11), which is passive and minimal. Then the following statements hold.

1. The original network system (13) achieves synchronization for any L representing an undirected connected graph [70, 26].
2. The reduced-order network system (18) achieves synchronization for any clustering Π [8, 13].
3. $G(s) - \hat{G}(s) \in \mathcal{H}_2$, for any any clustering Π [8, 13].

In the framework of clustering-based projection, the approximation error $\|G(s) - \hat{G}(s)\|_{\mathcal{H}_2}$ only depends on the choice of graph clustering. Thus, it is a crucial problem in this framework to select a suitable clustering such that the obtained reduced-order model (18) can well approximate the behavior of the original network system (13). In the following subsections, we review several cluster selection methods.

3.1 Almost Equitable Partitions

It is suggested in [58] to place those vertices that connect to the rest of the network in a similar fashion into the same cluster. This idea leads to a special class of graph clusterings, namely *almost equitable partitions*.

Definition 2. Let $\mathcal{G} = (\mathcal{V}, \mathcal{E})$ be a weighted undirected graph. A graph clustering $\{\mathcal{C}_1, \mathcal{C}_2, \dots, \mathcal{C}_r\}$ is called an *almost equitable partition* if for each $\mu, \nu \in \{1, 2, \dots, r\}$ with $\mu \neq \nu$, it holds that $\sum_{k \in \mathcal{C}_\nu} w_{ik} = \sum_{k \in \mathcal{C}_\nu} w_{jk}$, $\forall i, j \in \mathcal{C}_\mu$, where w_{ij} denotes the (i, j) -the entry of the adjacency matrix of \mathcal{G} .

If $\{\mathcal{C}_1, \mathcal{C}_2, \dots, \mathcal{C}_r\}$ is an almost equitable partition, its characteristic matrix Π has the key property that $\text{im}(\Pi)$ is L -invariant [58], i.e., $L \text{im}(\Pi) \subseteq \text{im}(\Pi)$.

Consider the single-integrator network in (14) with \mathcal{V} the vertex set. In the context of leader-follower networks, a subset of vertices $\mathcal{V}_L \subseteq \mathcal{V}$ are the leaders, with $|\mathcal{V}_L| = p$, which are controlled by external inputs. Moreover, $F \in \mathbb{R}^{n \times p}$ in (14) is the binary matrix such that $[F]_{ij} = 1$ if vertex i is the j -th leader, and $[F]_{ij} = 0$ otherwise. Assume that the output of (14) is given as

$$y = Hx = W^{\frac{1}{2}} R^\top x, \quad (25)$$

where R is the incidence matrix of \mathcal{G} , and W is the edge weight matrix defined in (10). Then, the output of the reduced network model (19) is obtained as $\hat{y} = \hat{H}x = W^{\frac{1}{2}} R^\top \Pi x$ with Π the characteristic matrix of the given almost equitable partition. Using the property of the output matrices: $H^\top H = L$ and $\hat{H}^\top \hat{H} = \hat{L}$, an explicit \mathcal{H}_2 error can be derived, which is characterized by the cardinalities of the clusters containing leaders [58, 46].

Theorem 3. Consider the network system (14) with output defined in (25). Let Π be the characteristic matrix of an almost equitable partition of the underlying graph: $\{\mathcal{C}_1, \mathcal{C}_2, \dots, \mathcal{C}_r\}$. Denote S and \hat{S} as the transfer matrices of (14) and (19), respectively. Then, we have

$$\frac{\|S - \hat{S}\|_{\mathcal{H}_2}^2}{\|S\|_{\mathcal{H}_2}^2} = \frac{\|S\|_{\mathcal{H}_2}^2 - \|\hat{S}\|_{\mathcal{H}_2}^2}{\|S\|_{\mathcal{H}_2}^2} = \frac{\sum_{i=1}^p \left(1 - \frac{1}{|\mathcal{C}_{k_i}|\right)}{p \left(1 - \frac{1}{n}\right)}, \quad (26)$$

where $n = |\mathcal{V}|$, $p = |\mathcal{V}_L|$, and k_i is the integer index such that the i -th leader is within \mathcal{C}_{k_i} .

In [46], a formula for the \mathcal{H}_∞ -error is also derived by assuming a specific output $y = Lx$ in (14). If the network (14) is clustered according to an almost equitable

partition $\{\mathcal{C}_1, \mathcal{C}_2, \dots, \mathcal{C}_r\}$, then we have

$$\|S - \hat{S}\|_{\mathcal{H}_\infty}^2 = \begin{cases} \max_{1 \leq i \leq q} \left(1 - \frac{1}{|\mathcal{C}_{k_i}|}\right) & \text{if the leaders are in different clusters,} \\ 1 & \text{otherwise,} \end{cases}$$

with k_i the integer such that the i -th leader is within \mathcal{C}_{k_i} .

More results on model reduction methods based on almost equitable partitions can be found in [46], where network systems of the form (13) with symmetric subsystems are also discussed.

3.2 Clustering of Tree Networks

If the underlying graph of the considered network model (13) is a tree, we can resort to the model reduction procedure proposed in [8]. Consider the network model Σ in (13), where the subsystems are passive and minimal, and the Laplacian matrix L represents an undirected tree graph \mathcal{T} . Note that if \mathcal{T} contains n vertices, then it has $n - 1$ edges. Relevant to (10), an *edge Laplacian* is defined:

$$L_e = R^\top RW, \quad (27)$$

where $R \in \mathbb{R}^{n \times (n-1)}$ is the oriented incidence matrix of \mathcal{T} , and $W \in \mathbb{R}^{(n-1) \times (n-1)}$ is the edge weight matrix. It is not hard to see that L_e has all eigenvalues real and positive, and these eigenvalues coincide to the nonzero eigenvalues of L .

Let $M = I_n$ in (13), and an edge system can be defined as

$$\Sigma_e : \begin{cases} \dot{x}_e = (I_{n-1} \otimes A - L_e \otimes BC)x_e + (F_e \otimes B)u, \\ y_e = (H_e \otimes C)x_e, \end{cases} \quad (28)$$

where $x_e = (R^\top \otimes I)x \in \mathbb{R}^{(n-1)\ell}$, $F_e = R^\top F$, and $H_e = HRWL_e^{-1}$. A dual edge system is also introduced with a different realization as

$$\Sigma_f : \begin{cases} \dot{x}_f = (I_{n-1} \otimes A - L_e \otimes BC)x_f + (F_f \otimes B)u, \\ y_e = (H_f \otimes C)x_f, \end{cases} \quad (29)$$

with $x_f = (L_e^{-1} \otimes I)x_e$, $F_f = L_e^{-1}F_e$, and $H_f = HRW$.

Assuming that (A, B, C) is passive and minimal, the system (13) achieves synchronization from Theorem 2, which means that $A - \lambda_k BC$ is Hurwitz for all nonzero eigenvalues λ_k of graph Laplacian matrix L . This further implies that both Σ_e and Σ_f are asymptotically stable. As a result, generalized controllability and observability Gramians of the edge systems (28) and (29) can be analyzed.

Lemma 4. [8] Consider the edge systems (28) and (29) of a tree network. There exist matrices $X > 0$ and $Y > 0$ such that the following inequalities hold:

$$-L_e X - X L_e^\top + R^\top F F^\top R \leq 0, \quad (30)$$

$$-L_e^\top Y - Y L_e + W R^\top F F^\top R W \leq 0. \quad (31)$$

Moreover, $P_e := X \otimes K^{-1}$ and $Q_f := Y \otimes K$ are a generalized controllability Gramian of Σ_e in (28) and a generalized observability Gramian of Σ_f in (29), respectively, where K satisfies (24) for the passive subsystems.

According to [8], the matrices X and Y can be chosen to admit a diagonal structure:

$$X = \text{diag}(\xi_1, \xi_2, \dots, \xi_{n-1}), \quad Y = \text{diag}(\eta_1, \eta_2, \dots, \eta_{n-1}), \quad (32)$$

where the ordering $\xi_i \eta_i \geq \xi_{i+1} \eta_{i+1}$ is imposed. Note that X and Y imply the controllability and observability properties of the edges, respectively, the value of $\xi_i \eta_i$ can be viewed as an indication for the importance of the i -th edge. Following a similar reasoning as balanced truncation in Section 2.1, removing the edges according to the value of $\xi_i \eta_i$ is meaningful. In [8], a graph clustering procedure is presented to recursively aggregate the two vertices connected by the least important edge. Furthermore, an *a priori* upper bound on the approximation error in terms of the \mathcal{H}_∞ norm can be derived.

Theorem 4. Consider the networked system in (14) with $M = I_n$. Assume each subsystem is minimal and passive, and the underlying graph is a tree. Let (18) be the r -th order reduced network system obtained by aggregating the vertices connecting by the least important edges of the original network. Then, the following error bound holds.

$$\|G(s) - \hat{G}(s)\|_{\mathcal{H}_\infty} \leq 2 \left(\sum_{i=r}^{n-1} [L_e^{-1}]_{ii} \sqrt{\xi_i \eta_i} \right), \quad (33)$$

where $G(s)$ and $\hat{G}(s)$ are transfer matrices in (23), and $[L_e^{-1}]_{ii}$ denotes the i -th diagonal entry of the matrix L_e^{-1} , and ξ_i and η_i are the diagonal entries of X and Y in (32), respectively.

Note that the proposed method in [8] heavily relies on the assumption of tree topology. For networks with general topology, applying this method would be challenging, since there may not exist edge systems as in (28) and (29), which admit diagonal Gramians as in (32).

3.3 Dissimilarity-Based Clustering

The methods in Section 3.1 and Section 3.2 rely either on a special graph clustering or on a specific topology. In this section, we review a dissimilarity-based method, which can be performed to reduce more general network systems. Clustering of data points in data science is usually based on some similarity measure in terms of vector norms. To cluster a dynamical network, we can extend the concept of *dissimilarity* using the function norms, which serves as a metric for quantifying how differently two distinct vertices (subsystems) behave [11, 13].

Definition 3. Consider a network system in (13) or (14), the dissimilarity between vertices i and j is defined as

$$\mathcal{D}_{ij} := \|\eta_i(s) - \eta_j(s)\|_{\mathcal{H}_2}, \quad (34)$$

where $\eta_i(s) := (\mathbf{e}_i^\top \otimes C) [M \otimes (sI_\ell - A) + L \otimes BC] (F \otimes B)$, if (13) is considered, and $\eta_i(s) := \mathbf{e}_i^\top (sM + L)^{-1} F$, if (14) is considered.

The transfer matrix $\eta_i(s)$ is the mapping from the external control signal u to the output of the i -th subsystem, y_i , and thus $\eta_i(s)$ is interpreted as the behavior of the i -th vertex with respect to the external inputs. The concept of dissimilarity indicates how different two vertices are in terms of their behaviors. It is verified in [13] that if the network system (13) is synchronized, \mathcal{D}_{ij} in (34) is well-defined, and a dissimilarity matrix $\mathcal{D} \in \mathbb{R}^{n \times n}$, with $[\mathcal{D}]_{ij} = \mathcal{D}_{ij}$ is symmetric, and with zero diagonal elements and nonnegative off-diagonal entries. However, it could be a formidable task to compute the dissimilarity between each pair of vertices in a large-scale network based on its definition. Next, we discuss efficient methods for computing dissimilarity \mathcal{D}_{ij} .

First, we consider the single-integrator network in (14), which is a semistable system. Following Section 2.2, the pseudo controllability Gramian of (14) is computed as $\mathcal{P} = \mathcal{J} \tilde{\mathcal{P}} \mathcal{J}^\top$, where $\tilde{\mathcal{P}}$ is an arbitrary solution of

$$-M^{-1}L\tilde{\mathcal{P}} - \tilde{\mathcal{P}}LM^{-1} + (I - \mathcal{J})M^{-1}FF^\top M^{-1}(I - \mathcal{J}) = 0, \quad \mathcal{J} := \frac{\mathbf{1}\mathbf{1}^\top M}{\mathbf{1}^\top M \mathbf{1}}. \quad (35)$$

We refer to [15, 20] for more details. Note that Theorem 1 implies that the error system $S - \hat{S}$, with S, \hat{S} defined in (22), is in the \mathcal{H}_2 space, and an efficient method for computing \mathcal{D} is presented based on the pseudo controllability Gramian:

$$\mathcal{D}_{ij} = \sqrt{(\mathbf{e}_i - \mathbf{e}_j) \mathcal{P} (\mathbf{e}_i - \mathbf{e}_j)^\top}. \quad (36)$$

Next, we consider the network system (13) which achieves synchronization. If the overall system (13) is semistable, we can still apply pseudo Gramians to

compute dissimilarity. However, the subsystems in the network may be unstable. In this case, we present another computation approach [13]. Denote

$$\mathcal{S} := \begin{bmatrix} -I_{n-1} \\ \mathbf{1}_{n-1}^\top \end{bmatrix} \in \mathbb{R}^{n \times (n-1)}, \quad \mathcal{S}^\dagger = (\mathcal{S}^\top M^{-1} \mathcal{S})^{-1} \mathcal{S}^\top M^{-1}, \quad (37)$$

which satisfy $\mathcal{S} \mathbf{1} = 0$, $\mathcal{S}^\dagger M \mathbf{1} = 0$, and $\mathcal{S}^\dagger \mathcal{S} = I_{n-1}$. Let

$$\mathcal{A} := I_{n-1} \otimes A - \mathcal{S}^\dagger L M^{-1} \mathcal{S} \otimes BC, \quad \mathcal{B} = \mathcal{S}^\dagger F \otimes B,$$

where \mathcal{A} is Hurwitz if and only if the system (13) achieves synchronization.

Theorem 5. *Let the network system (13) achieve synchronization. Then, there exists a symmetric matrix $\bar{\mathcal{P}} \in \mathbb{R}^{(n-1)\ell \times (n-1)\ell}$, which is the unique solution of the Lyapunov equation $\bar{A} \bar{\mathcal{P}} + \bar{\mathcal{P}} \bar{A} + \bar{B} \bar{B}^\top = 0$. Moreover,*

$$\mathcal{D}_{ij} = \sqrt{\text{Tr}(\Psi_{ij} \bar{\mathcal{P}} \Psi_{ij}^\top)}, \quad (38)$$

where $\Psi_{ij} := (\mathbf{e}_i - \mathbf{e}_j)^\top M \mathcal{S} \otimes C$.

The definition of pairwise dissimilarity in (34) measures how close two subsystems behave, and aggregating vertices with similar behaviors potentially leads to a small approximation error. Having dissimilarity as a metric, clustering algorithms for static graphs in e.g., [45, 71] can be also adopted to solve the model reduction problem for dynamical networks. For instant, a *hierarchical clustering* algorithm is applied in [12] as follows.

Algorithm 1 Hierarchical Clustering Algorithm

- 1: Compute the dissimilarity matrix \mathcal{D} .
- 2: Place each node into a singleton cluster, i.e., $\mathcal{C}_i \leftarrow \{i\}$, $\forall 1 \leq i \leq n$.
- 3: Find two clusters \mathcal{C}_k and \mathcal{C}_l such that

$$(k, l) := \arg \min \left(\frac{1}{|\mathcal{C}_k| \cdot |\mathcal{C}_l|} \sum_{i \in \mathcal{C}_k} \sum_{j \in \mathcal{C}_l} \mathcal{D}_{ij} \right). \quad (39)$$

- 4: Merge clusters \mathcal{C}_k and \mathcal{C}_l into a single cluster.
- 5: Repeat the steps 3 and 4, until r clusters are obtained.
- 6: Compute the characteristic matrix $\Pi \in \mathbb{R}^{n \times r}$ and return

$$\hat{M} \leftarrow \Pi^\top M \Pi, \hat{L} \leftarrow \Pi^\top L \Pi, \hat{F} \leftarrow \Pi^\top F.$$

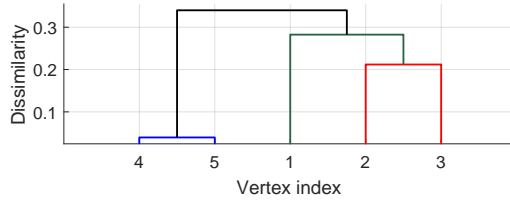


Fig. 2: Dendrogram illustrating the hierarchical clustering of the networked mass-damper system. The horizontal axis is labeled by vertex numberings, while the vertical axis represents the dissimilarity of clusters. The dissimilarity is measured in the \mathcal{H}_2 -norm, and the level at which branches merge indicates the dissimilarity between two clusters.

An iterative approach for single-integrator networks can be found in [11], and an alternative K-means clustering method is presented in [63], which takes into account the connectedness of vertices such that the vertices in each cluster form a connected graph.

In Algorithm 1, the proximity of two clusters \mathcal{C}_μ and \mathcal{C}_ν is evaluated by (39), which means the average dissimilarity of the vertices in the two clusters. Other metrics of cluster proximity can be used as well. For instance, we can take the smallest dissimilarity of the vertices from two clusters, or the largest dissimilarity of the nodes from two clusters. The proximity of two clusters allows us to link pairs of clusters with smaller proximity and place them into binary clusters. Then, the newly formed clusters can be grouped into larger ones according to the cluster proximity. In each loop, two clusters with the lowest proximity are merged together, and finally a binary hierarchical tree, called *dendrogram*, that visualizes this process can be generated, see Fig. 2 in the following example.

Example 2. Consider the networked mass-damper system in Example 1. The dissimilarity matrix can be computed using either (36) or (38), which yields

$$\mathcal{D} = \begin{bmatrix} 0 & 0.2494 & 0.3154 & 0.3919 & 0.4142 \\ 0.2494 & 0 & 0.2119 & 0.3688 & 0.3842 \\ 0.3154 & 0.2119 & 0 & 0.2410 & 0.2394 \\ 0.3919 & 0.3688 & 0.2410 & 0 & 0.0396 \\ 0.4142 & 0.3842 & 0.2394 & 0.0396 & 0 \end{bmatrix}.$$

The minimal value is 0.0396, indicating that vertices 4 and 5 have the most similar behavior compared to the other pairs of vertices. Thus, vertices 4 and 5 are first aggregated, which leads to clusters: $\{\{1\}, \{2\}, \{3\}\}, \{4, 5\}$. In the hierarchical clustering, we check the proximities of the clusters by (39) and then obtain a coarser clustering $\{\{1\}, \{2, 3\}, \{4, 5\}\}$. This process can be continued until we have generated a dendrogram as depicted in Fig. 2.

Algorithm 1 is based on pairwise dissimilarities of the vertices and minimizes within-cluster variances. The variance within a cluster can be characterized by the largest dissimilarity between all pairs of vertices within the cluster, which leads to an upper bound on the \mathcal{H}_2 approximation error [13].

Theorem 6. *Consider the network system (13) with the output matrix $H = I_n$. Let $\{\mathcal{C}_1, \mathcal{C}_2, \dots, \mathcal{C}_r\}$ be the graph clustering of the network, and $G(s)$ and $\hat{G}(s)$ denote the transfer matrices defined in (23). If A in (11) satisfies $A + A^\top < 0$, then it holds that*

$$\|G(s) - \hat{G}(s)\|_{\mathcal{H}_2} < \gamma \cdot \sum_{k=1}^r |\mathcal{C}_k| \cdot \max_{i,j \in \mathcal{C}_k} \mathcal{D}_{ij}, \quad (40)$$

where $\gamma \in \mathbb{R}_+$ only depends on the original system (13) and satisfies

$$\begin{bmatrix} I \otimes (A^\top + A) - L \otimes (C^\top B^\top + BC) & L \otimes BC & -I \otimes C^\top \\ L \otimes C^\top B^\top & -\gamma I & I \\ -I \otimes C & I & -\gamma I \end{bmatrix} < 0. \quad (41)$$

If the considered network system is in the form of (14), we further obtain an error bound based on the pseudo controllability Gramian.

Proposition 1. [20] *Let S and \hat{S} in (22) be the transfer matrices of (14) and (19), respectively. We have*

$$\|S - \hat{S}\|_{\mathcal{H}_2} \leq \gamma_s \sqrt{\text{Tr}(I - \text{III}^\dagger) \mathcal{P}(I - \text{III}^\dagger)^\top}, \quad (42)$$

where $\text{III}^\dagger = (\text{II}^\top M \text{II})^{-1} \text{II}^\top M$, and \mathcal{P} is the pseudo controllability Gramian of (14). The constant $\gamma_s \in \mathbb{R}_+$ is a solution of

$$\begin{bmatrix} MLM^{-1} + M^{-1}LM & M^{-1}L & (I - \mathcal{J}^\top)H^\top \\ LM^{-1} & -\gamma_s I & H^\top \\ H(I - \mathcal{J}) & H & -\gamma_s I \end{bmatrix} \leq 0, \quad (43)$$

with \mathcal{J} defined in (35).

The core step in dissimilarity-based clustering is to properly define the dissimilarity of dynamical vertices. For linear time-variant networks, nodal dissimilarity can be always defined as the transfer from the external inputs to the vertex states. This mechanism of dissimilarity-based clustering is applicable to different types of dynamical networks, see, e.g., [12, 19, 19, 17] for more results on second-order networks, directed networks and controlled power networks. For nonlinear networks, DC gain, a function of input amplitude, can be considered [48], in which model reduction is aggregating state variables having similar DC gains.

3.4 Edge Weighting Approach

Generally, all the existing clustering-based reduction methods fall into the framework of Petrov-Galerkin Projections. In [25, 24], an \mathcal{H}_2 optimal approach is presented, which does not aim to find a suitable graph clustering. Instead, this approach focuses on how to construct a “good” reduced-order model for a given clustering. To formulate this problem, the topology of a reduced network can be obtained from the given clustering, while all the edge weights are free parameters to be determined via optimization algorithms.

Consider the original network system in (14) with graph \mathcal{G} . Let $\{\mathcal{C}_1, \mathcal{C}_2, \dots, \mathcal{C}_r\}$ be a given graph clustering of \mathcal{G} . Then, a *quotient graph* $\hat{\mathcal{G}}$ is a r -vertex directed graph obtained by aggregating all the vertices in each cluster as a single vertex, while retaining connections between clusters and ignoring the edges within each cluster. If there is an edge $(i, j) \in \mathcal{G}$ with vertices i, j in the same cluster, then this edge will be ignored in $\hat{\mathcal{G}}$. However, if the edge (i, j) satisfies $i \in \mathcal{C}_k$ and $j \in \mathcal{C}_l$, then there will be an edge (k, l) in $\hat{\mathcal{G}}$. The incidence matrix \hat{R} of the quotient graph $\hat{\mathcal{G}}$ can be obtained by removing all the zero columns of $\Pi^\top R$, where R is the incidence matrix of \mathcal{G} , and Π is the characteristic matrix of the clustering. Denote

$$\hat{W} = \text{diag}(\hat{w}), \text{ with } \hat{w} = [\hat{w}_1 \quad \hat{w}_2 \quad \dots \quad \hat{w}_\kappa]^\top, \quad (44)$$

as the edge weight matrix of $\hat{\mathcal{G}}$, where $\hat{w}_k \in \mathbb{R}_+$, and κ denotes the number of edges in $\hat{\mathcal{G}}$. Then, a parameterized model of a reduced-order network is obtained:

$$\begin{cases} \hat{M}\dot{z} &= -\hat{R}\hat{W}\hat{R}^\top z + \hat{F}u, \\ \hat{y} &= \hat{H}z. \end{cases} \quad (45)$$

where $\hat{M} = \Pi^\top M \Pi$, $\hat{F} = \Pi^\top F$, and $\hat{H} = H \Pi$. The edge weight matrix \hat{W} is the only unknown to be determined. Let

$$S_p := \hat{H}(s\hat{M} + \hat{R}\hat{W}\hat{R}^\top)^{-1}\hat{F}. \quad (46)$$

Then, an optimization problem can be formulated to minimize the approximation error $\|S - S_p\|_{\mathcal{H}_2}$ by tuning the edge weights. Here, an example is used to demonstrate the parametrized modeling of a reduced network system.

Example 3. Consider an undirected graph composed of 6 vertices in Fig. 3a. An external force u is acting on vertex 3, and the state of vertex 4 is measured as an the output y . Given a clustering with $\mathcal{C}_1 = \{1, 2\}$, $\mathcal{C}_2 = \{3\}$, $\mathcal{C}_3 = \{4\}$, $\mathcal{C}_4 =$

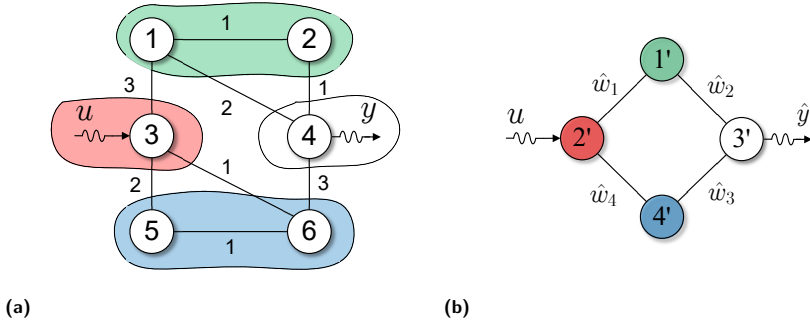


Fig. 3: (a) An undirected network consisting of 6 vertices, in which vertex 3 is the leader and vertex 4 is measured. Four clusters are indicated by different colors. (b) A quotient graph obtained by clustering.

$\{5, 6\}$, the quotient graph is obtained in Fig. 3b with the incidence matrix

$$\hat{B} = \begin{bmatrix} 1 & 1 & 0 & 0 \\ -1 & 0 & 1 & 0 \\ 0 & -1 & 0 & 1 \\ 0 & 0 & -1 & -1 \end{bmatrix}.$$

Let $\hat{W} = \text{diag}(\hat{w}_1, \hat{w}_2, \hat{w}_3, \hat{w}_4)$ be the weights of the corresponding edges. The Laplacian matrix of the reduced network is constructed as

$$\hat{R}\hat{W}\hat{R}^\top = \begin{bmatrix} \hat{w}_1 + \hat{w}_2 & -\hat{w}_1 & -\hat{w}_2 & 0 \\ -\hat{w}_1 & \hat{w}_1 + \hat{w}_4 & 0 & -\hat{w}_4 \\ -\hat{w}_2 & 0 & \hat{w}_2 + \hat{w}_3 & -\hat{w}_3 \\ 0 & -\hat{w}_4 & -\hat{w}_3 & \hat{w}_3 + \hat{w}_4 \end{bmatrix},$$

and moreover, we have $\hat{F} = \Pi^\top F = [0 \ 1 \ 0 \ 0]^\top$, and $\hat{H} = H\Pi = [0 \ 0 \ 1 \ 0]$. If in the original network, $M = I_6$, in the reduced-order model (45), $\hat{M} = \Pi^\top M\Pi = \text{diag}(2, 1, 1, 2)$.

An optimization technique based on the *convex-concave decomposition* can be applied to search for a set of optimal weights iteratively. Before proceeding, a necessary and sufficient condition for characterizing $\|G_e(s)\|_{\mathcal{H}_2}$ is shown.

Theorem 7. *Given the network system (14). A reduced-order model in (45) satisfies $\|S - S_p\|_{\mathcal{H}_2}^2 < \gamma_p$ if and only if there exist matrices $\hat{Q} = \hat{Q}^\top > 0$,*

$\hat{Z} = \hat{Z}^\top > 0$, and $\hat{\delta} \in \mathbb{R}_+$ such that $\text{Tr}(\hat{Z}) < \gamma_p$, and

$$\begin{bmatrix} \hat{Q}\bar{A} + \bar{A}^\top\hat{Q} & \hat{Q}B_e & \hat{Q}E \\ B_e^\top\hat{Q} & -\hat{\delta}I & 0 \\ E^\top\hat{Q} & 0 & 0 \end{bmatrix} + \begin{bmatrix} -\bar{A}_r^\top\bar{A}_r & 0 & \bar{A}_r^\top \\ 0 & 0 & 0 \\ \bar{A}_r & 0 & -I \end{bmatrix} < 0, \quad (47)$$

$$\begin{bmatrix} \hat{Q} & \hat{\delta}C_e^\top \\ \hat{\delta}C_e & \hat{Z} \end{bmatrix} > 0, \quad (48)$$

where

$$\bar{A} = \begin{bmatrix} -S_n^+LM^{-1}S_n & 0 \\ 0 & 0 \end{bmatrix}, \quad \bar{A}_r = \begin{bmatrix} 0 & -S_r^+\hat{R}\hat{W}\hat{R}^\top\hat{M}^{-1}S_r \\ 0 & 0 \end{bmatrix}, \quad B_e = \begin{bmatrix} S_n^+F \\ S_r^+\hat{F} \end{bmatrix},$$

$$C_e = [HM^{-1}S_n \quad -\hat{H}\hat{M}^{-1}S_r], \quad E = \begin{bmatrix} 0 & 0 \\ I & 0 \end{bmatrix}, \quad S_n = \begin{bmatrix} -I_{n-1} \\ \mathbf{1}_{n-1}^\top \end{bmatrix}, \quad S_r = \begin{bmatrix} -I_{r-1} \\ \mathbf{1}_{r-1}^\top \end{bmatrix}.$$

Based on Theorem 7, the edge weighting problem is formulated as an minimization problem:

$$\min_{\hat{Q} > 0, \hat{W}} \text{Tr}(Z), \quad \text{s.t.} \quad (47) \text{ and } (48) \text{ hold}, \quad (49)$$

where $\hat{Z} = \hat{\delta}Z$. Consider the matrix-valued mapping:

$$\Phi(\hat{Q}, \hat{\delta}, \hat{W}) = \psi(\hat{Q}, \hat{\delta}) + \varphi(\hat{W}), \quad (50)$$

where

$$\psi(\hat{Q}, \hat{\delta}) = \begin{bmatrix} \hat{Q}\bar{A} + \bar{A}^\top\hat{Q} & \hat{Q}B_e & \hat{Q}E \\ B_e^\top\hat{Q} & -\hat{\delta}I & 0 \\ E^\top\hat{Q} & 0 & 0 \end{bmatrix}, \quad \varphi(\hat{W}) = \begin{bmatrix} -\bar{A}_r^\top\bar{A}_r & 0 & \bar{A}_r^\top \\ 0 & 0 & 0 \\ \bar{A}_r & 0 & -I \end{bmatrix}.$$

Then, the pair $(\psi, -\varphi)$ is a psd-convex-concave decomposition of Φ [24]. The bilinear matrix inequality (47) with the nonlinearity term $\bar{A}_r^\top\bar{A}_r$ can be handled using such a decomposition, which can linearize the optimization problem (49) at a stationary point \hat{W} [31]. Rewrite $\varphi(\hat{W})$ in (50) as $\phi(\hat{w}) = \varphi(\hat{W})$, with $\hat{w} \in \mathbb{R}_+^\kappa$ defined in (44). Given a point $\hat{w}^{(k)}$, the linearized formulation of the problem (49) at $\hat{w}^{(k)}$ is formulated as a *convex* problem:

$$\begin{aligned} & \min_{\hat{Q} > 0, \hat{w} \in \mathbb{R}_+^\kappa} f(\hat{w}) = \text{Tr}(Z) & (51) \\ & \text{s.t.} \quad \begin{bmatrix} \hat{Q} & \hat{\delta}C_e^\top \\ \hat{\delta}C_e & \hat{Z} \end{bmatrix} > 0, \quad \hat{\delta} \in \mathbb{R}_+, \quad \hat{Z} = \hat{\delta}Z > 0 \\ & \quad \psi(\hat{Q}, \hat{\delta}) + \varphi(\hat{W}^{(k)}) + D\phi(\hat{w}^{(k)})[\hat{w} - \hat{w}^{(k)}] < 0, \end{aligned}$$

where the derivative of $\phi(\hat{w}^{(k)})$ is defined as

$$D\phi(\hat{w}^{(k)})[\hat{w} - \hat{w}^{(k)}] := \sum_{i=1}^{\kappa} (\hat{w}_i - \hat{w}_i^{(k)}) \frac{\partial \phi}{\partial \hat{w}_i^{(k)}}(\hat{w}^{(k)}).$$

Then, an algorithmic approach is presented in Algorithm 2 for solving the minimization problem in (49) in an iterative fashion.

Algorithm 2 Iterative Edge Weighting

- 1: Choose an initial vector $\hat{w}^{(0)} \in \mathbb{R}_+^{\kappa}$.
 - 2: Set iteration step: $k \leftarrow 0$.
 - 3: **repeat**
 - 4: Solve (51) to obtain the optimal solution \hat{w}^* .
 - 5: $k \leftarrow k + 1$, and $\hat{w}^{(k)} \leftarrow \hat{w}^*$.
 - 6: **until** $|f(\mu^{(k+1)}) - f(\mu^{(k)})| \leq \varepsilon$, with ε a prefixed error tolerance.
 - 7: Return $\hat{W}^* \leftarrow \text{diag}(\hat{w}^*)$.
-

If \hat{w} is initialized as the outcome of clustering-based projection methods, the approximation accuracy obtained by edge weighting approach will be better than the ones obtained by clustering-based projection after iteration. Furthermore, to solve the optimization problem in (49), we can also use a cross iteration algorithm presented in [25].

3.5 Other Clustering-Based Methods

In this section, several other model reduction schemes based on graph clustering are reviewed. The method in [14] formulates the clustering-based model reduction as a nonconvex optimization problem with mixed-binary variables Π and the objective function to minimize the \mathcal{H}_2 -norm of the approximation error. The error system between (14) and (19) is defined, of which the controllability and the observability Gramians are used to derive an explicit expression for the gradient of the objective function. Then a projected gradient algorithm can be employed to solve this optimization problem with mathematical guarantees on its convergence. Related to the work in [58], a combination of the Krylov subspace method with graph clustering is proposed in [54], where a reduced basis is firstly found by the Iterative Rational Krylov Algorithm (IRKA), and then a graph partition is obtained by the QR decomposition with column pivoting on the projection matrix. An alternative graph-based model reduction method is proposed in [49],

which finds a graph clustering based on the edge agreement protocol of a network (see the definition in [79]) and provides a greedy contraction algorithm as a suboptimal solution of graph clustering. The clustering and aggregation approach in [30, 29] is based on spectral analysis of Markov chains. The Kullback–Leibler divergence rate is employed as a metric to measure the difference between the original network model and its approximation.

Clustering-based model reduction approaches are also found in the applications of other types of networks, i.e., network systems that do not reach consensus. Instead, other network properties are emphasized. For instance, [51] proposes a reduction method for scale-free networks, which are networks whose degree distribution follows a power law. They are roughly characterized by the presence of few vertices with a large degree (number of connections) and a large number of vertices with small degree. The method in [51] preserves the eigenvector centrality of the adjacency matrix of the original network such that the obtained reduced network remains scale-free.

Positive networks are considered in [42, 41]. A single-input bidirectional positive network is given in [42] as

$$\dot{x} = Ax + bu, \quad x \in \mathbb{R}^n, u \in \mathbb{R}, \quad (52)$$

where $b \in \mathbb{R}^p$, and $A := -D - L$ with $D \geq 0$ a diagonal matrix (i.e., at least one diagonal entry of D should be positive and the rest of the diagonal entries are zero) and $L \geq 0$ a Laplacian matrix representing an undirected connected graph. It is verified that A is negative definite, and thus the system (52) is asymptotically stable. The structure of A can be interpreted as a network containing self-loops. In [42], a set of clusters is constructed based on the notion of cluster reducibility, which characterizes the uncontrollability of local state variables. By aggregating the reducible clusters, a reduced order model is obtained that preserves the stability and positivity. The work in [41] extends this method to the directed case, where A in (52) is now assumed to be irreducible, Metzler and semistable. In this case, the Frobenius eigenvector of A is used for constructing the projections such that both semistability and positivity are preserved in the resulting reduced-order network model. In both [42] and [41], an upper bound on the approximation error is established using the cluster reducibility, and then a clustering scheme is proposed to select suitable clusters, aiming at minimizing the *posteriori* bound on the reduction error.

4 Balanced Truncation of Network Systems

Reducing the dimension of each subsystem also results in a simplification of overall networks. To reduce the dynamics of vertices, balanced truncation based on generalized Gramian matrices is commonly used, see, e.g., [57, 23, 21], in which preserving the synchronization property of the overall network is of particular interest. In this section, we review some recent results in the synchronization-preserving model reduction of large-scale network system using the classic generalized balanced truncation. For simplicity, we assume $M = I_n$ in (13) throughout this section.

4.1 Model Reduction of Subsystems in Networks

Starting from a synchronized network system in (13), the aim of this subsection is to derive a network model with reduced-order subsystems such that synchronization is preserved in the reduced-order network in (18).

If each subsystem in (11) is asymptotically stable, we might apply standard balanced truncation to reduce the dimension of the subsystem regardless of their interconnection structure. However, this reduction is possible to destroy the property of the overall network system (13), e.g., stability and synchronization. To achieve synchronization preservation, [57] adopts a sufficient small gain type of condition to guarantee synchronization of (13).

Lemma 5. *Denote by $0 = \lambda_1 < \lambda_2 \leq \dots \leq \lambda_n$ the eigenvalues of the Laplacian matrix L . The network system (13) achieves synchronization if there exists a nonzero eigenvalue $\lambda \in \{\lambda_2, \dots, \lambda_n\}$ such that $A - \lambda BC$ is Hurwitz, and there exists a positive definite matrix K satisfying the Riccati inequality*

$$(A - \lambda BC)^\top K + K(A - \lambda BC) + C^\top C + \left(\frac{\delta}{\gamma}\right)^2 K B B^\top K < 0, \quad (53)$$

where $\delta := \max\{\lambda - \lambda_2, \lambda_n - \lambda\}$.

It is worth noting that (53) is equivalent to the small gain condition

$$\|C(sI_\ell - A + \lambda BC)^{-1}B\|_{\mathcal{H}_\infty} < \frac{\delta}{\gamma}.$$

Let K_m and K_M be the minimal and maximal real symmetric solutions of (53), then K_M^{-1} and K_m can be regarded as a pair of generalized Gramians of the system $(A + \lambda BC, \frac{\delta}{\gamma}B, C)$. Apply the generalized balanced truncation introduced

in Section 2.1, a reduced-order model $(\hat{A} + \lambda\hat{B}\hat{C}, \frac{\delta}{\gamma}\hat{B}, \hat{C})$ with $\hat{A} \in \mathbb{R}^{k \times k}$ is obtained such that the small gain condition $\|\hat{C}(sI_\ell - \hat{A} + \lambda\hat{B}\hat{C})^{-1}\hat{B}\|_{\mathcal{H}_\infty} < \frac{\delta}{\gamma}$ is retained. Therefore, the following reduced-order network model preserves the synchronization property.

$$\begin{cases} \dot{\xi} = (I_n \otimes \hat{A} - L \otimes \hat{B}\hat{C})\xi + (F \otimes \hat{B})u, \\ \eta = (H \otimes \hat{C})\xi. \end{cases} \quad (54)$$

Theorem 8. *Consider a network system (13) that satisfies the synchronization condition in Lemma 5. Then, the reduced-order network model in (54) obtained by generalized balanced truncation using K_M^{-1} and K_m achieves synchronization.*

Moreover, similar to (25), we assume a particular output $y = (W^{\frac{1}{2}}R^\top \otimes C)x$, then error system between (13) and (54) is stable. Denote $\tilde{G}(s)$ as the transfer matrix of system (54), and the model reduction error is upper bounded as

$$\|G(s) - \tilde{G}(s)\|_{\mathcal{H}_\infty} \leq \frac{2\gamma\sqrt{\lambda_n}}{\delta(1-\gamma^2)} \sum_{i=k+1}^{\ell} \sigma_i \quad (55)$$

where σ_i are the GHSVs computed using K_M^{-1} and K_m [57].

Inspired by the work [57] for linear networks, [18, 23] considers dynamical networks of diffusively interconnected nonlinear Lur'e subsystems. The robust synchronization of the Lur'e network can be characterized by a linear matrix inequality (LMI). Different from [57, 18], where the minimum and maximum solutions of the LMI are used as generalized Gramians, [23] suggests to only use the solution of the LMI with the minimal trace as a generalized controllability Gramian, while the observability counterpart is taken by the standard observability Gramian as the solution of Lyapunov equation, which is less conservative than the LMI. Using such a pair, generalized balanced truncation is performed on the linear component of each Lur'e subsystem, and the resulting reduced order network system is still guaranteed to have the robust synchronization property.

4.2 Simultaneously Reduction of Network Structure and Subsystems

In the line of works [42, 41], a reduction method for network systems composed of higher-dimensional dissipative subsystems is presented in [43], where the subsystems are reduced via block-diagonally orthogonal projection, while the network structure is simplified using clustering. In [16], the balancing method, for the first time, is applied for reducing the interconnection structure of networks

with diffusively coupled vertices, and more extensions are found in [78, 77] based on eigenvalue assignment and moment matching. In [21], the idea in [16] is further developed and applied to general networks of the form (13). The proposed approach can reduce the complexity of network structures and individual agent dynamics simultaneously via a unified framework.

Consider the network system Σ in (13), where each subsystem Σ_i as in (11) is passive, namely, there exists a positive definite K such that (24) holds. Note that L is singular and A in (11) is not necessarily Hurwitz, implying that the overall system Σ may be not asymptotically stable, and thus a direct application of balanced truncation to Σ is not feasible. The method in [21] starts off with a decomposition of Σ using a *spectral decomposition* of the graph Laplacian:

$$L = TAT^\top = \begin{bmatrix} T_1 & T_2 \end{bmatrix} \begin{bmatrix} \bar{A} & \\ & 0 \end{bmatrix} \begin{bmatrix} T_1^\top \\ T_2^\top \end{bmatrix}, \quad (56)$$

where $T_2 = \mathbf{1}_n/\sqrt{n}$ and $\bar{A} := \text{diag}(\lambda_2, \lambda_3, \dots, \lambda_n)$, with λ_i the nonzero eigenvalues of L . Then, the system Σ can be split into two components, namely, an *average module*

$$\Sigma_{\mathbf{a}} : \begin{cases} \dot{z}_a = Az_a + \frac{1}{\sqrt{n}}(\mathbf{1}_n^\top F \otimes B)u, \\ y_a = \frac{1}{\sqrt{n}}(H\mathbf{1}_n \otimes C)z_a, \end{cases} \quad (57)$$

with $z_a \in \mathbb{R}^\ell$, and an asymptotically stable system

$$\Sigma_{\mathbf{s}} : \begin{cases} \dot{z}_s = (I_{N-1} \otimes A - \bar{A} \otimes BC)z_s + (\bar{F} \otimes B)u, \\ y_s = (\bar{H} \otimes C)z_s. \end{cases} \quad (58)$$

where $z_s \in \mathbb{R}^{(n-1) \times \ell}$, $\bar{F} = T_1^\top F$, and $\bar{H} = HT_1$. The stability is guaranteed as the system Σ achieves synchronization Theorem 2.

The model reduction procedure is as follows. First, we can apply balanced truncation to $\Sigma_{\mathbf{s}}$ to generate a lower-order approximation $\hat{\Sigma}_{\mathbf{s}}$. It meanwhile gives a reduced subsystem $(\hat{A}, \hat{B}, \hat{C})$ resulting in a reduced order average module $\hat{\Sigma}_{\mathbf{a}}$. Combining $\hat{\Sigma}_{\mathbf{s}}$ with $\hat{\Sigma}_{\mathbf{a}}$ then formulates a reduced order model $\hat{\Sigma}$ whose input-output behavior approximates that of the original system Σ . However, at this stage, the network structure is not necessarily preserved by $\hat{\Sigma}$. Then, it is desired to use a coordinate transformation to convert $\hat{\Sigma}$ to $\tilde{\Sigma}$, which restores the Laplacian structure. The whole procedure is summarized in Fig. 4. There are two key problems here:

1. How to retain the subsystem structure in $\hat{\Sigma}_{\mathbf{s}}$ such that subsystem dynamics do not mix with the topological information?
2. How to recover a network interpretation in the reduced-order model $\tilde{\Sigma}$ via a coordinate transformation?

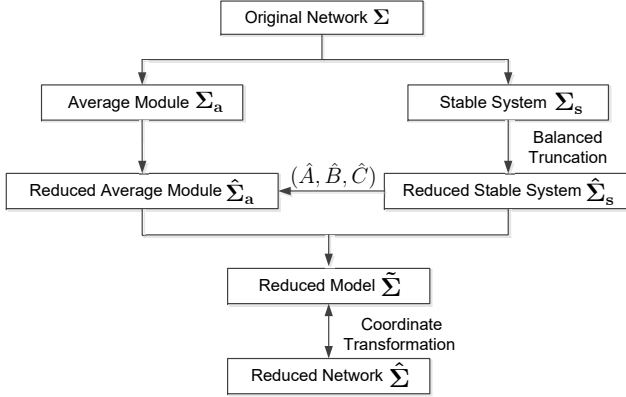


Fig. 4: The model reduction scheme for networked passive systems, where the simplification of network structure and the reduction of subsystems are performed simultaneously.

To resolve the first problem, we resort to the balanced truncation approach based on generalized Gramians. Suppose \bar{A} in (56) has s distinct diagonal entries ordered as: $\bar{\lambda}_1 > \bar{\lambda}_2 > \dots > \bar{\lambda}_s$. We rewrite \bar{A} as $\bar{A} = \text{blkdiag}(\bar{\lambda}_1 I_{m_1}, \bar{\lambda}_2 I_{m_2}, \dots, \bar{\lambda}_s I_{m_s})$, where m_i is the multiplicity of $\bar{\lambda}_i$, and $\sum_{i=1}^s m_i = n - 1$. Then, the following Lyapunov equation and inequality have solutions X and Y .

$$-\bar{A}X - X\bar{A} + \bar{F}\bar{F}^\top = 0, \quad (59a)$$

$$-\bar{A}Y - Y\bar{A} + \bar{H}^\top \bar{H} \leq 0, \quad (59b)$$

where, $X = X^\top > 0$ and $Y := \text{blkdiag}(Y_1, Y_2, \dots, Y_s)$, with $Y_i = Y_i^\top > 0$ and $Y_i \in \mathbb{R}^{m_i \times m_i}$, for $i = 1, 2, \dots, s$. The generalized controllability and observability Gramians of the stable system Σ_s are characterized by the following theorem.

Theorem 9. *Let $X > 0$ be the unique solution of (59a), and let $Y > 0$ be a solution of (59b). Let $K_m > 0$ and $K_M > 0$ be the minimum and maximum solutions of (24), respectively. Then, the matrices*

$$\mathcal{X} := X \otimes K_M^{-1} \text{ and } \mathcal{Y} := Y \otimes K_m \quad (60)$$

are a pair of generalized Gramians of the asymptotically stable system Σ_s . Moreover, there exist two nonsingular matrices T_G and T_D such that $\mathcal{T} = T_G \otimes T_D$ satisfies

$$\mathcal{T} \mathcal{X} \mathcal{T}^\top = \mathcal{T}^{-T} \mathcal{Y} \mathcal{T}^{-1} = \Sigma_G \otimes \Sigma_D. \quad (61)$$

Here, $\Sigma_G := \text{diag}\{\sigma_1, \sigma_2, \dots, \sigma_{n-1}\}$, and $\Sigma_D := \text{diag}\{\tau_1, \tau_2, \dots, \tau_\ell\}$, where $\sigma_1 \geq \sigma_2 \geq \dots \geq \sigma_{n-1}$, and $\tau_1 \geq \tau_2 \geq \dots \geq \tau_\ell$ are equal to the square roots of the eigenvalues of XY and $K_M^{-1} K_m$, respectively.

The block-diagonal structure of Y will be crucial to guarantee that the reduced order model, obtained by performing balanced truncation on the basis of X and Y , can be interpreted as a network system again, as will be shown in Theorem 10 below.

Remark 2. *By the duality between controllability and observability, we can also use $-\bar{A}X - X\bar{A} + \bar{F}\bar{F}^\top \leq 0$, and $-\bar{A}Y - Y\bar{A} + \bar{H}^\top \bar{H} = 0$ to characterize the pair X and Y for the balanced truncation, where now X is constrained to have a block-diagonal structure.*

Selecting the pair of Gramians in (60) with the Kronecker product structure is meaningful, since they can be simultaneously diagonalized, (i.e., balanced) using transformations of the form $\mathcal{T} = T_{\mathcal{G}} \otimes T_{\mathcal{D}}$. Note that $T_{\mathcal{G}}$ and $T_{\mathcal{D}}$ are independently generated from (59) and (24). More precisely, $T_{\mathcal{G}}$ only balances the network structure, or the triplet $(\bar{A}, \bar{F}, \bar{H})$, while $T_{\mathcal{D}}$ only balances the agent dynamics, i.e., the triplet (A, B, C) . Thus, the Laplacian dynamics and each subsystem (11) can be reduced independently, allowing the resulting reduced order model to preserve a network interpretation as well as the passivity of subsystems.

Denote $(\hat{\Lambda}_1, \hat{F}_1, \hat{H}_1)$ and $(\hat{A}, \hat{B}, \hat{C}) := \hat{\Sigma}_i$ as the reduced order models of $(\bar{A}, \bar{F}, \bar{H})$ and (A, B, C) , respectively, where $\hat{\Lambda}_1 \in \mathbb{R}^{(r-1) \times (r-1)}$, $\hat{F}_1 \in \mathbb{R}^{(r-1) \times p}$, $\hat{H}_1 \in \mathbb{R}^{q \times (r-1)}$, $\hat{A} \in \mathbb{R}^{k \times k}$, $\hat{B} \in \mathbb{R}^{k \times m}$, and $\hat{C} \in \mathbb{R}^{m \times k}$. Here, $k < \ell$ and $r < n$. Consequently, the reduced order models of the average module (57) and the stable system (58) are constructed.

$$\hat{\Sigma}_{\mathbf{a}} : \begin{cases} \dot{\hat{z}}_a = \hat{A}\hat{z}_a + \frac{1}{\sqrt{n}}(\mathbf{1}_n^\top F \otimes \hat{B})u, \\ \hat{y}_a = \frac{1}{\sqrt{n}}(H\mathbf{1}_n \otimes \hat{C})\hat{z}_a. \end{cases} \quad (62a)$$

$$\hat{\Sigma}_{\mathbf{s}} : \begin{cases} \dot{\hat{z}}_s = (I_{r-1} \otimes \hat{A} - \hat{\Lambda}_1 \otimes \hat{B}\hat{C})\hat{z}_s + (\hat{F}_1 \otimes \hat{B})u, \\ \hat{y}_s = (\hat{H}_1 \otimes \hat{C})\hat{z}_s. \end{cases} \quad (62b)$$

Combining the reduced order models $\hat{\Sigma}_{\mathbf{a}}$ and $\hat{\Sigma}_{\mathbf{s}}$, a lower-dimensional approximation of the overall system Σ is formulated as

$$\tilde{\Sigma} : \begin{cases} \dot{\hat{z}} = (I_r \otimes \hat{A} - \Gamma \otimes \hat{B}\hat{C})\hat{z} + (\mathcal{F} \otimes \hat{B})u, \\ \hat{y} = (\mathcal{H} \otimes \hat{C})\hat{z}. \end{cases} \quad (63)$$

where

$$\Gamma = \begin{bmatrix} \hat{\Lambda}_1 & \\ & 0 \end{bmatrix}, \quad \mathcal{F} = \begin{bmatrix} \hat{F}_1 \\ \frac{1}{\sqrt{n}}\mathbf{1}_n^\top F \end{bmatrix}, \quad \mathcal{H} = \begin{bmatrix} \hat{H}_1 & \frac{1}{\sqrt{n}}H\mathbf{1}_n \end{bmatrix}.$$

Here, Γ is not yet a Laplacian matrix, but it has only one zero eigenvalue at the origin and all the other eigenvalues are positive real. To restore a network

interpretation in the reduced-order model $\tilde{\Sigma}$, the following theorem is provided in [21], which states that there exists a similarity transformation between Γ and an undirected graph Laplacian matrix.

Theorem 10. *A real square matrix Γ is similar to the Laplacian matrix \mathcal{L} associated with an weighted undirected connected graph, if and only if Γ is diagonalizable and has an eigenvalue at 0 with multiplicity 1 while all the other eigenvalues are real and positive.*

By Theorem 10, we find a reduced Laplacian matrix \hat{L} which has the same spectrum as Γ , namely, there exists a nonsingular matrix \mathcal{T}_n such that $\hat{L} = \mathcal{T}_n^{-1}\Gamma\mathcal{T}_n$. The matrix \hat{L} characterizes a reduced connected undirected graph $\hat{\mathcal{G}}$, which contains r vertices. Applying a coordinate transform $\hat{z} = (\mathcal{T}_n \otimes I_r)\hat{x}$ to the system $\tilde{\Sigma}$ in (63) yields a reduced order network model

$$\hat{\Sigma} : \begin{cases} \dot{\hat{x}} = (I_r \otimes \hat{A} - \hat{L} \otimes \hat{B}\hat{C})\hat{x} + (\hat{F} \otimes \hat{B})u, \\ \hat{y} = (\hat{H} \otimes \hat{C})\hat{x}, \end{cases} \quad (64)$$

with $\hat{F} = \mathcal{T}_n^{-1}\mathcal{F}$ and $\hat{H} = \mathcal{H}\mathcal{T}_n$. It can be verified that the reduced order network system $\hat{\Sigma}$ in (64) preserves synchronization. Moreover, denote the transfer matrices of Σ , $\hat{\Sigma}$, Σ_s , $\hat{\Sigma}_s$, Σ_a , and $\hat{\Sigma}_a$ by G , \hat{G} , T_s , \hat{T}_s , T_a , and \hat{T}_a , respectively. The approximation error can be analyzed as follows.

$$\begin{aligned} \|G - \hat{G}\|_{\mathcal{H}_\infty} &= \|(T_s + T_a) - (\hat{T}_s + \hat{T}_a)\|_{\mathcal{H}_\infty} \\ &\leq \|T_s - \hat{T}_s\|_{\mathcal{H}_\infty} + \|T_a - \hat{T}_a\|_{\mathcal{H}_\infty}, \end{aligned} \quad (65)$$

in which *a priori* upper bound on the reduction error of the stable system Σ_s is given as

$$\|T_s - \hat{T}_s\|_{\mathcal{H}_\infty} \leq 2 \sum_{i=r}^{n-1} \sum_{j=1}^{\ell} \sigma_i \tau_j + 2 \sum_{i=1}^{r-1} \sum_{j=k+1}^{\ell} \sigma_i \tau_j, \quad (66)$$

with σ_i and τ_i the diagonal entries of $\Sigma_{\mathcal{G}}$ and $\Sigma_{\mathcal{D}}$ in (61), respectively. Denote S_i and \hat{S}_i as the transfer matrices of Σ_i and $\hat{\Sigma}_i$, respectively. If $S_i - \hat{S}_i \in \mathcal{H}_\infty$, we obtain

$$\|T_a - \hat{T}_a\|_{\mathcal{H}_\infty} \leq \frac{1}{n} \|H \mathbb{1}_n \mathbb{1}_n^\top F\|_2 \cdot \|S_i - \hat{S}_i\|_{\mathcal{H}_\infty}. \quad (67)$$

In several special cases, the *a priori* error bounds on $\|G - \hat{G}\|_{\mathcal{H}_\infty}$ in (65) can be obtained. The first case is when we only reduce the dimension of the network while the agent dynamics are untouched as in [8]. In this case, we obtain $\|T_a - \hat{T}_a\|_{\mathcal{H}_\infty} = 0$, which yields

$$\|G - \hat{G}\|_{\mathcal{H}_\infty} = \|T_s - \hat{T}_s\|_{\mathcal{H}_\infty} \leq 2 \sum_{i=r}^{n-1} \sum_{j=1}^{\ell} \sigma_i \tau_j. \quad (68)$$

The second case is when the average module is not observable from the outputs of the overall system Σ or not controllable by the external inputs. Consider

$$H\mathbf{1}_n = 0, \text{ or } \mathbf{1}_n^\top F = 0. \quad (69)$$

Then, the approximation between Σ and $\hat{\Sigma}$ is bounded by $\|G - \hat{G}\|_{\mathcal{H}_\infty} = \|T_s - \hat{T}_s\|_{\mathcal{H}_\infty}$, whose upper bound is given in (66). A special example of (69) can be found in [57, 58, 49], where the output matrix H in (13) is taken as in (25).

5 Conclusions

In this chapter, model reduction techniques for linear dynamical networks with diffusive couplings have been reviewed. There exists a vast amount of literature on this topic, and the reference list in this chapter is certainly not complete. For example, in e.g., [65, 28, 27, 32, 56], the approximation approaches are developed based on singular perturbation approximation and applied to reduce the complexity of chemical reaction networks and power networks. In [47], the interconnection topology is simplified by removing cycles in the network, and in e.g., [10, 55, 48], preliminary results for reducing nonlinear dynamical networks are developed. Recently, a lot of interest is taken in the combination of network reduction and controller and observer designs. For example, [76] presents a Linear Quadratic Gaussian (LQG) controller for large-scale dynamical networks using the clustering-based reduction, and [68, 62] proposes the average state observer based on reduced-order network models.

Generally speaking, order reduction methods for linear network systems have been extensively investigated. However, the approximation of complex network containing nonlinear couplings or subsystems is still challenging, and the existing results on nonlinear networks are far from satisfactory. Another challenge in this area is the order reduction of heterogeneous networks, i.e., network systems composed of nonidentical subsystems.

References

- [1] J. Anderson, Y.-C. Chang, and A. Papachristodoulou. Model decomposition and reduction tools for large-scale networks in systems biology. *Automatica*, 47(6):1165–1174, 2011.
- [2] A. C. Antoulas. *Approximation of Large-Scale Dynamical Systems*, volume 6. SIAM, 2005.

- [3] A. Astolfi. Model reduction by moment matching for linear and nonlinear systems. *IEEE Transactions on Automatic Control*, 55(10):2321–2336, 2010.
- [4] Z. Bai. Krylov subspace techniques for reduced-order modeling of large-scale dynamical systems. *Applied Numerical Mathematics*, 43(1-2):9–44, 2002.
- [5] P. Benner, S. Grivet-Talocia, A. Quarteroni, G. Rozza, W. Schilders, and L. Silveira, editors. *Model Order Reduction. Volume 1: System- and Data-Driven Methods and Algorithms*. De Gruyter, Berlin, 2020.
- [6] P. Benner, S. Grivet-Talocia, A. Quarteroni, G. Rozza, W. Schilders, and L. Silveira, editors. *Model Order Reduction. Volume 2: Snapshot-Based Methods and Algorithms*. De Gruyter, Berlin, 2020.
- [7] D. S. Bernstein and S. P. Bhat. Lyapunov stability, semistability, and asymptotic stability of matrix second-order systems. *Journal of Mechanical Design*, 117(B):145–153, 1995.
- [8] B. Besselink, H. Sandberg, and K. H. Johansson. Clustering-based model reduction of networked passive systems. *IEEE Transactions on Automatic Control*, 61(10):2958–2973, 2016.
- [9] S. P. Bhat and D. S. Bernstein. Lyapunov analysis of semistability. In *Proceedings of the 1999 American Control Conference*, volume 3, pages 1608–1612. IEEE, 1999.
- [10] E. Bryik and M. Arcak. Area aggregation and time-scale modeling for sparse nonlinear networks. *Systems & Control Letters*, 57(2):142–149, 2008.
- [11] X. Cheng, Y. Kawano, and J. M. A. Scherpen. Graph structure-preserving model reduction of linear network systems. In *Proceedings of the 15th European Control Conference*, pages 1970–1975, Aalborg, Denmark, June 2016.
- [12] X. Cheng, Y. Kawano, and J. M. A. Scherpen. Reduction of second-order network systems with structure preservation. *IEEE Transactions on Automatic Control*, 62:5026 – 5038, March 2017.
- [13] X. Cheng, Y. Kawano, and J. M. A. Scherpen. Model reduction of multi-agent systems using dissimilarity-based clustering. *IEEE Transactions on Automatic Control*, 64(4):1663–1670, April 2019.
- [14] X. Cheng and I. Necoara. A suboptimal H_2 clustering-based model reduction approach for linear network systems. In *Proceedings of the 18th European Control Conference*, pages 1961–1966, 2020.
- [15] X. Cheng and J. M. A. Scherpen. Introducing network gramians to undirected network systems for structure-preserving model reduction. In *Proceedings of the 55th IEEE Conference on Decision and Control*, pages 5756–5761, Las Vegas, the USA, Dec 2016.
- [16] X. Cheng and J. M. A. Scherpen. Balanced truncation approach to linear

- network system model order reduction. *IFAC-PapersOnLine*, 50(1):2451–2456, 2017.
- [17] X. Cheng and J. M. A. Scherpen. Clustering approach to model order reduction of power networks with distributed controllers. *Advances in Computational Mathematics*, 44(6):1917–1939, Dec 2018.
- [18] X. Cheng and J. M. A. Scherpen. Robust synchronization preserving model reduction of Lur’e networks. In *Proceedings of the 16th European Control Conference*, pages 2254–2259, Limassol, Cyprus, June 2018.
- [19] X. Cheng and J. M. A. Scherpen. Clustering-based model reduction of Laplacian dynamics with weakly connected topology. *IEEE Transactions on Automatic Control*, November 2019.
- [20] X. Cheng and J. M. A. Scherpen. Novel gramians for linear semistable systems. *Automatica*, 115:108911, 2020.
- [21] X. Cheng, J. M. A. Scherpen, and B. Besselink. Balanced truncation of networked linear passive systems. *Automatica*, 104:17–25, 2019.
- [22] X. Cheng, J. M. A. Scherpen, and Y. Kawano. Model reduction of second-order network systems using graph clustering. In *Proceedings of the 55th IEEE Conference on Decision and Control*, pages 7471–7476, Las Vegas, the USA, Dec 2016.
- [23] X. Cheng, J. M. A. Scherpen, and F. Zhang. Model reduction of synchronized homogeneous Lur’e networks with incrementally sector-bounded nonlinearities. *European Journal of Control*, 50:11–19, November 2019.
- [24] X. Cheng, L. Yu, D. Ren, and J. M. A. Scherpen. Reduced order modeling of diffusively coupled network systems: An optimal edge weighting approach. *arXiv preprint arXiv:2003.03559*, 2020.
- [25] X. Cheng, L. Yu, and J. M. A. Scherpen. Reduced order modeling of linear consensus networks using weight assignments. In *Proceedings of the 17th European Control Conference*, pages 2005–2010, Napoli, Italy, June 2019.
- [26] N. Chopra. Output synchronization on strongly connected graphs. *IEEE Transactions on Automatic Control*, 57(11):2896–2901, 2012.
- [27] J. H. Chow. *Power System Coherency and Model Reduction*. Springer, 2013.
- [28] B. Chu, S. Duncan, and A. Papachristodoulou. A structured model reduction method for large scale networks. In *Proceedings of the 50th IEEE Conference on Decision and Control and European Control Conference*, pages 7782–7787. IEEE, 2011.
- [29] K. Deng, S. Goyal, P. Barooah, and P. G. Mehta. Structure-preserving model reduction of nonlinear building thermal models. *Automatica*, 50(4):1188–1195, 2014.
- [30] K. Deng, P. G. Mehta, and S. P. Meyn. Optimal kullback-leibler aggregation

- via spectral theory of markov chains. *IEEE Transactions on Automatic Control*, 56(12):2793–2808, 2011.
- [31] Q. T. Dinh, S. Gumussoy, W. Michiels, and M. Diehl. Combining convex-concave decompositions and linearization approaches for solving BMIs, with application to static output feedback. *IEEE Transactions on Automatic Control*, 57(6):1377–1390, 2011.
- [32] F. Dörfler and F. Bullo. Kron reduction of graphs with applications to electrical networks. *IEEE Transactions on Circuits and Systems I: Regular Papers*, 60(1):150–163, 2013.
- [33] F. Dörfler and F. Bullo. Synchronization in complex networks of phase oscillators: A survey. *Automatica*, 50(6):1539–1564, 2014.
- [34] G. E. Dullerud and F. Paganini. *A Course in Robust Control Theory: A Convex Approach*. Springer, New York, the USA, 2013.
- [35] J. A. Fax and R. M. Murray. Graph Laplacians and stabilization of vehicle formations. 2001.
- [36] K. Glover. All optimal hankel-norm approximations of linear multivariable systems and their L_∞ -error bounds. *International Journal of Control*, 39(6):1115–1193, 1984.
- [37] C. Godsil and G. F. Royle. *Algebraic Graph Theory*, volume 207. Springer Science & Business Media, 2013.
- [38] J. G. Willems. Realization of systems with internal passivity and symmetry constraints. *Journal of the Franklin Institute*, 301(6):605–621, 1976.
- [39] E. J. Hancock, G.-B. Stan, J. A. Arpino, and A. Papachristodoulou. Simplified mechanistic models of gene regulation for analysis and design. *Journal of The Royal Society Interface*, 12(108):20150312, 2015.
- [40] Q. Hui, W. M. Haddad, and S. P. Bhat. Semistability, finite-time stability, differential inclusions, and discontinuous dynamical systems having a continuum of equilibria. *IEEE Transactions on Automatic Control*, 54(10):2465–2470, 2009.
- [41] T. Ishizaki, K. Kashima, A. Girard, J.-i. Imura, L. Chen, and K. Aihara. Clustered model reduction of positive directed networks. *Automatica*, 59:238–247, 2015.
- [42] T. Ishizaki, K. Kashima, J. I. Imura, and K. Aihara. Model reduction and clusterization of large-scale bidirectional networks. *IEEE Transactions on Automatic Control*, 59:48–63, 2014.
- [43] T. Ishizaki, R. Ku, and J.-i. Imura. Clustered model reduction of networked dissipative systems. In *Proceedings of the 2016 American Control Conference*, pages 3662–3667. IEEE, 2016.
- [44] T. Ishizaki, H. Sandberg, K. H. Johansson, K. Kashima, J.-i. Imura, and K. Aihara. Structured model reduction of interconnected linear systems

- based on singular perturbation. In *2013 American Control Conference*, pages 5524–5529. IEEE, 2013.
- [45] A. K. Jain, M. N. Murty, and P. J. Flynn. Data clustering: a review. *ACM Computing Surveys (CSUR)*, 31(3):264–323, 1999.
- [46] H.-J. Jongsma, P. Mlinarić, S. Grundel, P. Benner, and H. L. Trentelman. Model reduction of linear multi-agent systems by clustering with H_2 and H_∞ error bounds. *Mathematics of Control, Signals, and Systems*, 30:1–38, 2018.
- [47] H.-J. Jongsma, H. L. Trentelman, and K. M. Camlibel. Model reduction of networked multiagent systems by cycle removal. *IEEE Transactions on Automatic Control*, 63(3):657–671, 2018.
- [48] Y. Kawano, B. Besselink, J. M. Scherpen, and M. Cao. Data-driven model reduction of monotone systems by nonlinear dc gains. *IEEE Transactions on Automatic Control*, 65(5):2094 – 2106, 2020.
- [49] N. Leiter and D. Zelazo. Graph-based model reduction of the controlled consensus protocol. *IFAC-PapersOnLine*, 50(1):9456–9461, 2017.
- [50] Z. Li, Z. Duan, G. Chen, and L. Huang. Consensus of multiagent systems and synchronization of complex networks: a unified viewpoint. *IEEE Transactions on Circuits and Systems I: Regular Papers*, 57(1):213–224, 2010.
- [51] N. Martin, P. Frasca, and C. Canudas-De-Wit. Large-scale network reduction towards scale-free structure. *IEEE Transactions on Network Science and Engineering*, 2018.
- [52] M. Mesbahi and M. Egerstedt. *Graph Theoretic Methods in Multiagent Networks*. Princeton University Press, 2010.
- [53] C. Michele, S. Trip, C. D. Persis, X. Cheng, A. Ferrara, and A. v. d. Schaft. A robust consensus algorithm for current sharing and voltage regulation in dc microgrids. *IEEE Transactions on Control Systems Technology*, 27(4):1583–1595, July 2018.
- [54] P. Mlinarić, S. Grundel, and P. Benner. Efficient model order reduction for multi-agent systems using QR decomposition-based clustering. In *Proceedings of the 54th IEEE Conference on Decision and Control (CDC)*, pages 4794–4799, Dec 2015.
- [55] P. Mlinarić, T. Ishizaki, A. Chakraborty, S. Grundel, P. Benner, and J.-i. Imura. Synchronization and aggregation of nonlinear power systems with consideration of bus network structures. In *Proceedings of the 2018 European Control Conference*, pages 2266–2271, 2018.
- [56] N. Monshizadeh, C. De Persis, A. J. van der Schaft, and J. M. A. Scherpen. A novel reduced model for electrical networks with constant power loads. *IEEE Transactions on Automatic Control*, 63(5):1288–1299, 2017.

- [57] N. Monshizadeh, H. L. Trentelman, and M. K. Camlibel. Stability and synchronization preserving model reduction of multi-agent systems. *Systems & Control Letters*, 62(1):1–10, 2013.
- [58] N. Monshizadeh, H. L. Trentelman, and M. K. Camlibel. Projection-Based Model Reduction of Multi-Agent Systems Using Graph Partitions. *IEEE Transactions on Control of Network Systems*, 1:145–154, June 2014.
- [59] B. C. Moore. Principal component analysis in linear systems: Controllability, observability, and model reduction. *IEEE Transactions on Automatic Control*, 26(1):17–32, 1981.
- [60] M. Newman. *Networks: An Introduction*. Oxford university press, 2010.
- [61] M. E. Newman. The structure and function of complex networks. *SIAM Review*, 45(2):167–256, 2003.
- [62] M. U. B. Niazi, C. Canudas-de Wit, and A. Y. Kibangou. Average observability of large-scale network systems. In *Proceedings of the 18th European Control Conference*, pages 1506–1511. IEEE, 2019.
- [63] M. U. B. Niazi, X. Cheng, C. Canudas de Wit, and J. M. A. Scherpen. Structure-based clustering for model reduction of large-scale networks. In *Proceedings of the 58th IEEE Conference on Decision and Control*, pages 5038–5043, Nice, France, Dec 2019.
- [64] R. Phillips and P. Kokotovic. A singular perturbation approach to modeling and control of markov chains. *IEEE Transactions on Automatic Control*, 26(5):1087–1094, 1981.
- [65] S. Rao, A. J. van der Schaft, and B. Jayawardhana. A graph-theoretical approach for the analysis and model reduction of complex-balanced chemical reaction networks. *Journal of Mathematical Chemistry*, 51(9):2401–2422, 2013.
- [66] W. Ren, R. W. Beard, and E. M. Atkins. A survey of consensus problems in multi-agent coordination. In *Proceedings of the 2005 American Control Conference*, pages 1859–1864. IEEE, 2005.
- [67] D. Romeres, F. Dörfler, and F. Bullo. Novel results on slow coherency in consensus and power networks. In *Proceedings of the 2013 European Control Conference*, pages 742–747. IEEE, 2013.
- [68] T. Sadamoto, T. Ishizaki, and J.-i. Imura. Average state observers for large-scale network systems. *IEEE Transactions on Control of Network Systems*, 4(4):761–769, 2017.
- [69] H. Sandberg and R. M. Murray. Model reduction of interconnected linear systems. *Optimal Control Applications and Methods*, 30(3):225–245, 2009.
- [70] L. Scardovi and R. Sepulchre. Synchronization in networks of identical linear systems. In *Proceedings of the 47th IEEE Conference on Decision and Control*, pages 546–551. IEEE, 2008.

- [71] S. E. Schaeffer. Graph clustering. *Computer Science Review*, 1(1):27–64, 2007.
- [72] S. Trip, M. Cucuzzella, X. Cheng, and J. Scherpen. Distributed averaging control for voltage regulation and current sharing in dc microgrids. *IEEE Control Systems Letters*, 3(1):174–179, 2018.
- [73] V. Van Breusegem and G. Bastin. Reduced order dynamical modelling of reaction systems: a singular perturbation approach. In *Proceedings of the 30th IEEE Conference on Decision and Control*, volume 2, pages 1049–1054, 1991.
- [74] A. J. van der Schaft. On model reduction of physical network systems. In *Proceedings of the 21st International Symposium on Mathematical Theory of Networks and Systems*, pages 1419–1425, Groningen, The Netherlands, 2014.
- [75] A. J. van der Schaft, S. Rao, and B. Jayawardhana. Complex and detailed balancing of chemical reaction networks revisited. *Journal of Mathematical Chemistry*, 53(6):1445–1458, 2015.
- [76] N. Xue and A. Chakraborty. LQG control of large networks: A clustering-based approach. In *Proceedings of the 2017 American Control Conference*, pages 2333–2338. IEEE, 2017.
- [77] L. Yu, X. Cheng, and J. M. A. Scherpen. h_2 sub-optimal model reduction for second-order network systems. In *Proceedings of the 58th IEEE Conference on Decision and Control*, pages 5062–5067, Nice, France, 2019.
- [78] L. Yu, X. Cheng, and J. M. A. Scherpen. Synchronization preserving model reduction of multi-agent network systems by eigenvalue assignments. In *Proceedings of the 58th IEEE Conference on Decision and Control*, pages 7794–7799, Nice, France, 2019.
- [79] D. Zelazo, S. Schuler, and F. Allgöwer. Performance and design of cycles in consensus networks. *Systems & Control Letters*, 62(1):85–96, 2013.