

QUANTUM TRACES FOR $\mathrm{SL}_n(\mathbb{C})$: THE CASE $n = 3$

DANIEL C. DOUGLAS

ABSTRACT. We generalize Bonahon-Wong's SL_2 -quantum trace map to the setting of SL_3 . More precisely, given a non-zero complex parameter $q = e^{2\pi i \hbar}$, we associate to each isotopy class of framed oriented links K in a thickened punctured surface $\mathfrak{S} \times (0, 1)$ a Laurent polynomial $\mathrm{Tr}_\lambda^q(K) = \mathrm{Tr}_\lambda^q(K)(X_i^q)$ in q -deformations X_i^q of the Fock-Goncharov \mathcal{X} -coordinates for higher Teichmüller space. This construction depends on a choice λ of ideal triangulation of the surface \mathfrak{S} . Along the way, we propose a definition for a SL_n -version of this invariant.

For a finitely generated group Γ and a suitable Lie group G , a primary object of study in low-dimensional geometry and topology is the G -character variety

$$\mathcal{R}_G(\Gamma) = \{\rho : \Gamma \longrightarrow G\} // G$$

consisting of group homomorphisms ρ from Γ to G , considered up to conjugation. Here, the quotient is taken in the algebraic geometric sense of geometric invariant theory [MFK94]. Character varieties can be explored using a wide variety of mathematical skill sets. Some examples include the Higgs bundle approach of Hitchin [Hit92], the dynamics approach of Labourie [Lab06], and the representation theory approach of Fock-Goncharov [FG06b].

In the case where the group $\Gamma = \pi_1(\mathfrak{S})$ is the fundamental group of a punctured surface \mathfrak{S} of finite topological type with negative Euler characteristic, and where the Lie group $G = \mathrm{SL}_n(\mathbb{C})$ is the special linear group, we are interested in studying a relationship between two competing deformation quantizations of the character variety $\mathcal{R}_{\mathrm{SL}_n(\mathbb{C})}(\mathfrak{S}) := \mathcal{R}_{\mathrm{SL}_n(\mathbb{C})}(\pi_1(\mathfrak{S}))$. Here, a deformation quantization $\{\mathcal{R}^q\}_q$ of a Poisson space \mathcal{R} is a family of non-commutative algebras \mathcal{R}^q parametrized by a non-zero complex parameter $q = e^{2\pi i \hbar}$, such that the lack of commutativity in \mathcal{R}^q is infinitesimally measured in the semi-classical limit $\hbar \rightarrow 0$ by the Poisson bracket of the space \mathcal{R} . In the case where $\mathcal{R} = \mathcal{R}_{\mathrm{SL}_n(\mathbb{C})}(\mathfrak{S})$ is the character variety, the bracket is provided by the Goldman Poisson structure on $\mathcal{R}_{\mathrm{SL}_n(\mathbb{C})}(\mathfrak{S})$ [Gol84, Gol86, BG93].

The first quantization of the character variety is the SL_n -skein algebra $\mathcal{S}_n^q(\mathfrak{S})$ of the surface \mathfrak{S} ; see [Tur89, Wit89, Prz91, BFKB99, Kup96, Sik05, CKM14]. The skein algebra is motivated by the classical algebraic geometric approach to studying the character variety $\mathcal{R}_{\mathrm{SL}_n(\mathbb{C})}(\mathfrak{S})$ by means of its commutative algebra of regular functions $\mathbb{C}[\mathcal{R}_{\mathrm{SL}_n(\mathbb{C})}(\mathfrak{S})]$. An example of a regular function is the trace function $\mathrm{Tr}_\gamma : \mathcal{R}_{\mathrm{SL}_n(\mathbb{C})}(\mathfrak{S}) \rightarrow \mathbb{C}$ associated to a closed curve $\gamma \in \pi_1(\mathfrak{S})$ sending a representation $\rho : \pi_1(\mathfrak{S}) \rightarrow \mathrm{SL}_n(\mathbb{C})$ to the trace $\mathrm{Tr}(\rho(\gamma)) \in \mathbb{C}$ of the matrix $\rho(\gamma) \in \mathrm{SL}_n(\mathbb{C})$. A theorem of classical invariant theory, due to Procesi [Pro76], implies that the trace functions Tr_γ generate the algebra of functions $\mathbb{C}[\mathcal{R}_{\mathrm{SL}_n(\mathbb{C})}(\mathfrak{S})]$ as an algebra. According to the philosophy of Turaev and Witten, quantizations of the character variety should be of a 3-dimensional nature. Indeed, elements of the skein algebra $\mathcal{S}_n^q(\mathfrak{S})$

Date: June 7, 2022.

This work was partially supported by the U.S. National Science Foundation grants DMS-1107452, 1107263, 1107367 “RNMS: GEometric structures And Representation varieties” (the GEAR Network), and also by the U.S. National Science Foundation grants DMS-1406559 and DMS-1711297.

are represented by knots (or links) K in the thickened surface $\mathfrak{S} \times (0, 1)$. The skein algebra $\mathcal{S}_n^q(\mathfrak{S})$ has the advantage of being natural, but is difficult to work with in practice.

The second quantization is the Fock-Goncharov quantum SL_n -character variety $\mathcal{T}_n^q(\mathfrak{S})$; see [FC99, Kas98, FG09]. At the classical level, Fock-Goncharov [FG06b] introduced a framed version $\mathcal{R}_{\mathrm{PSL}_n(\mathbb{C})}(\mathfrak{S})_{\mathrm{fr}}$ (also called the \mathcal{X} -moduli space) of the $\mathrm{PSL}_n(\mathbb{C})$ -character variety, which, roughly speaking, consists of representations $\rho : \pi_1(S) \rightarrow \mathrm{PSL}_n(\mathbb{C})$ equipped with additional linear algebraic data attached to the punctures of \mathfrak{S} . Associated to each ideal triangulation λ of the punctured surface \mathfrak{S} is a λ -coordinate chart $U_\lambda \cong (\mathbb{C} - \{0\})^N$ for $\mathcal{R}_{\mathrm{PSL}_n(\mathbb{C})}(\mathfrak{S})_{\mathrm{fr}}$ parametrized by N non-zero complex coordinates X_1, X_2, \dots, X_N where the integer N depends only on the topology of the surface \mathfrak{S} and the rank of the Lie group $\mathrm{SL}_n(\mathbb{C})$. When written in terms of these coordinates X_i the trace functions Tr_γ on the character variety take the form of Laurent polynomials $\widetilde{\mathrm{Tr}}_\gamma(X_i^{1/n})$ in n -roots of the X_i . At the quantum level, Fock-Goncharov defined q -deformed versions X_i^q of their coordinates, which no longer commute but q -commute with each other, according to the underlying Poisson structure. A quantum λ -coordinate chart $U_\lambda^q \subseteq \mathcal{T}_n^q(\lambda)$ for the quantum character variety $\mathcal{T}_n^q(\mathfrak{S})$ sits inside the quantum torus $\mathcal{T}_n^q(\lambda)$ consisting of Laurent polynomials in the quantized Fock-Goncharov coordinates X_i^q . The quantum character variety $\mathcal{T}_n^q(\mathfrak{S})$ has the advantage of being easier to work with than the skein algebra $\mathcal{S}_n^q(\mathfrak{S})$, but is less intrinsic.

We seek q -deformed versions Tr_γ^q of the trace functions, associating to a curve γ an element of $\mathcal{T}_n^q(\mathfrak{S})$. Turaev and Witten's philosophy leads us from the 2-dimensional setting of curves γ on the surface \mathfrak{S} to the 3-dimensional setting of knots K in the thickened surface $\mathfrak{S} \times (0, 1)$.

Conjecture 1 (SL_n -quantum trace map). *Fix a n^2 -root $\omega = q^{1/n^2} \in \mathbb{C} - \{0\}$. For each ideal triangulation λ of the punctured surface \mathfrak{S} , there exists an injective algebra homomorphism*

$$\mathrm{Tr}_\lambda^\omega : \mathcal{S}_n^q(\mathfrak{S}) \hookrightarrow \mathcal{T}_n^\omega(\lambda)$$

such that if $q = \omega = 1$, then, for every blackboard-framed oriented knot K in the thickened surface $\mathfrak{S} \times (0, 1)$ projecting to an immersed closed curve γ on the surface \mathfrak{S} ,

$$\mathrm{Tr}_\lambda^1(K) = \widetilde{\mathrm{Tr}}_\gamma(X_i^{1/n}) \in \mathcal{T}_n^1(\lambda).$$

The latter equation says that the Fock-Goncharov classical trace polynomial associated to the curve γ is recovered when $q = 1$. Moreover, the SL_n -quantum trace map should be natural, appropriately interpreted, with respect to the choice of triangulation λ ; see [Kim21].

Conjecture 1 is due to Chekhov-Fock [Foc97, CF00] in the case $n = 2$, and was proved “by hand” in that case by Bonahon-Wong [BW11]. One of the motivations of this work is to develop a better conceptual understanding of their construction.

In Theorem 22, we prove a slightly weaker version of Conjecture 1 in the case $n = 3$.

Theorem 2 (SL_3 -quantum trace polynomials). *Fix a 3^2 -root $\omega = q^{1/3^2} \in \mathbb{C} - \{0\}$. For each ideal triangulation λ of the punctured surface \mathfrak{S} , there exists a function of sets*

$$\mathrm{Tr}_\lambda^\omega : \{\text{isotopy classes of framed oriented links } K \text{ in } \mathfrak{S} \times (0, 1)\} \longrightarrow \mathcal{T}_3^\omega(\lambda)$$

such that if $q = \omega = 1$, then, for every blackboard-framed oriented link K whose components K_1, K_2, \dots, K_ℓ project to immersed closed curves $\gamma_1, \gamma_2, \dots, \gamma_\ell$ in \mathfrak{S} ,

$$\mathrm{Tr}_\lambda^1(K) = \prod_{j=1}^{\ell} \widetilde{\mathrm{Tr}}_{\gamma_j}(X_i^{1/3}) \in \mathcal{T}_3^1(\lambda).$$

Moreover, this invariant satisfies the q -evaluated HOMFLYPT relation [FYH⁺85, PT87], as well as the unknot and framing skein relations, for $n = 3$; see Figures 1, 2, 3. In the figures, $[n]_q = (q^n - q^{-n})/(q - q^{-1})$ is the quantum integer, and $\bar{\zeta}_n = (-1)^{n-1}q^{(1-n^2)/n}$ is essentially the (co)ribbon element of the quantum special linear group SL_n^q (see Appendix A).

$$q^{-1/n} \text{ (crossing) } - q^{+1/n} \text{ (crossing) } = (q^{-1} - q) \text{ (parallel) }$$

FIGURE 1. HOMFLYPT skein relation

$$\text{unknot} = (-1)^{n-1}[n]_q \text{ (empty circle) }$$

FIGURE 2. Unknot skein relation

$\text{(A) Positive kinks}$

$\text{(B) Negative kinks}$

FIGURE 3. Framing skein relations

In particular, the isotopy invariance property of Theorem 2 can be seen as the main step toward proving Conjecture 1 in the case $n = 3$.

Theorem 2 was originally proved as part of [Dou20]. Our proof is also “by hand”, generalizing the strategy of [BW11], and relying on computer assistance for some of the more interesting calculations; see Appendix B.

Along the way, we propose a definition for a SL_n -version of the quantum trace polynomials; see §4.3. That this construction is well-defined for general n is expected to follow from recent related work [CS20], which shares some overlap with [Dou21]; see Remark 34.

The solution of [BW11] in the $n = 2$ case is implicitly related to the theory of the quantum group $U_q(\mathfrak{sl}_2)$ or, more precisely, of its Hopf dual SL_2^q ; see for instance [Kas95]. For general integer n , we make this relationship more explicit; see §2.4 and Appendix A.

In addition to the HOMFLYPT relation, the skein algebra $\mathcal{S}_n^q(\mathfrak{S})$ has other relations, best expressed as identities among certain n -valent graphs W in $\mathfrak{S} \times (0, 1)$ called webs [Kup96, Sik01, CKM14]. It is therefore desirable to extend the definition of the quantum trace polynomials from links K to webs W . Building on our construction for links, Kim [Kim20, Kim21] defined a SL_3 -quantum trace map for webs, which is natural with respect to the choice of ideal triangulation λ . Combined with Kim’s work, the results of [DS20a, DS20b] lead to a proof of the injectivity property of Conjecture 1 in the case $n = 3$, which is closely related to the study of linear bases of skein algebras; see [DS20a, §8.3].

As another application, Kim [Kim20] made progress on the SL_3 -quantum Fock-Goncharov Duality Conjecture [FG09], generalizing the $n = 2$ solution of [AK17]; see also [All19, CKKO20]. For other related studies in the SL_3 -setting, see [Hig20, FS22, IY21].

Independently, Lê-Yu [LY] constructed a SL_n -quantum trace map for webs, agreeing at the level of links with the definition proposed in this paper. Their construction fits into a theory of SL_n -stated skein algebras [Lê18, CL19, LS21].

Quantum traces also appear in the context of spectral networks [Gab17, NY20]. Preliminary empirical computations performed together with Andy Neitzke (see [NY21]) suggest that, at least for simple curves, the SL_3 -quantum trace map defined in this paper agrees with that constructed in [NY21]; this is known in the case $n = 2$ [KLS20].

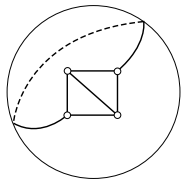
The quantum trace map is a tool for studying the representation theory of skein algebras [BW16, FKBL19], relevant to topological quantum field theories [Wit89, BHMV95].

ACKNOWLEDGEMENTS

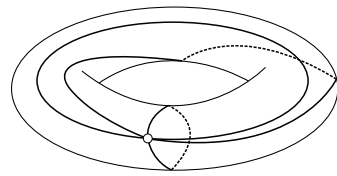
This work would not have been possible without the guidance of my Ph.D. advisor Francis Bonahon. Many thanks go out to Sasha Shapiro and Thang Lê for informing me about related research and for enjoyable conversations, as well as to Dylan Allegretti and Zhe Sun who helped me fine-tune my ideas during a memorable visit to Tsinghua University, supported by a GEAR graduate internship grant. I am also grateful to Andy Neitzke for sharing his enthusiasm for experiment. Last but not least, Person D would like to thank Person G for their limitless support and artistic inspiration.

1. CLASSICAL TRACE POLYNOMIALS FOR SL_n

We associate a Laurent polynomial $\widetilde{\mathrm{Tr}}_\gamma(X_i^{1/n})$ in commuting formal n -roots $X_1^{\pm 1/n}, X_2^{\pm 1/n}, \dots, X_N^{\pm 1/n}$ to each immersed oriented closed curve γ transverse to a fixed ideal triangulation λ of a punctured surface \mathfrak{S} , where N depends only on the topology of \mathfrak{S} and the rank of the Lie group $\mathrm{SL}_n(\mathbb{C})$.



(A) Four times punctured sphere



(B) Once punctured torus

FIGURE 4. Ideal triangulations ($\partial\mathfrak{S} = \emptyset$)

1.1. Topological setup. Let \mathfrak{S} be an oriented *punctured surface* of finite topological type, namely \mathfrak{S} is obtained by removing a finite subset P , called the set of *punctures*, from a compact oriented surface $\overline{\mathfrak{S}}$. In particular, note that \mathfrak{S} may have non-empty boundary, $\partial\mathfrak{S} \neq \emptyset$. We require that there is at least one puncture, that each component of $\partial\mathfrak{S}$ is punctured, and that the Euler characteristic $\chi(\mathfrak{S})$ of the punctured surface \mathfrak{S} satisfies $\chi(\mathfrak{S}) < d/2$ where d is the number of components of $\partial\mathfrak{S}$. Note that each component of $\partial\mathfrak{S}$ is an *ideal arc*. These topological conditions guarantee the existence of an *ideal triangulation* λ of the punctured surface \mathfrak{S} , namely a triangulation $\overline{\lambda}$ of the surface $\overline{\mathfrak{S}}$ whose vertex set is

equal to the set of punctures P . See Figure 4 for some examples of ideal triangulations. The ideal triangulation λ consists of $\epsilon = -3\chi(\mathfrak{S}) + 2d$ edges E and $\tau = -2\chi(\mathfrak{S}) + d$ triangles \mathfrak{T} .

To simplify the exposition, we always assume that λ does not contain any *self-folded triangles*. Consequently, each triangle \mathfrak{T} of λ has three distinct edges. Such an ideal triangulation λ always exists, except in a handful of small examples. Our results should generalize to allow for self-folded triangles, requiring only minor adjustments.

1.2. Discrete triangle. The *discrete n -triangle* Θ_n is

$$\Theta_n = \{(a, b, c) \in \mathbb{Z}^3; \quad a, b, c \geq 0, \quad a + b + c = n\}$$

as shown in Figure 5.

The *interior* of the n -discrete triangle is

$$\text{int}(\Theta_n) = \{(a, b, c) \in \mathbb{Z}^3; \quad a, b, c > 0, \quad a + b + c = n\}.$$

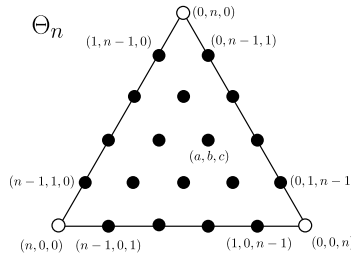


FIGURE 5. Discrete triangle ($n = 5$)

1.3. Dotted ideal triangulations. Let the punctured surface \mathfrak{S} be equipped with an ideal triangulation λ , and let $N = \epsilon(n - 1) + \tau(n - 1)(n - 2)/2$; see §1.1.

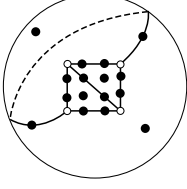
The associated *dotted ideal triangulation* is the pair consisting of λ together with N distinct *dots* attached to the edges E and triangles \mathfrak{T} of λ , where there are $n - 1$ *edge-dots* attached to each edge E and $(n - 1)(n - 2)/2$ *triangle-dots* attached to each triangle \mathfrak{T} . For each triangle \mathfrak{T} together with its three boundary edges E_1, E_2, E_3 , these dots are arranged as the vertices of the discrete n -triangle Θ_n (minus its three corner vertices) overlaid on top of the ideal triangle \mathfrak{T} ; see Figures 6 and 7. Note that we draw *boundary-dots* as small black squares and *interior-dots* as small black disks.

Given a triangle \mathfrak{T} of λ , which inherits an orientation from the orientation of \mathfrak{S} , and given an edge E of \mathfrak{T} , it makes sense to talk about whether one edge-dot on E is *to the left* or *to the right* of another edge-dot on E as viewed from the triangle \mathfrak{T} ; see Figure 6b.

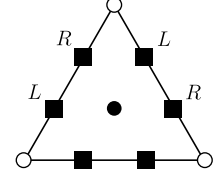
We always assume that we have chosen an ordering for the N dots lying on the dotted ideal triangulation λ , so that it makes sense to talk about the i -th dot, $i = 1, 2, \dots, N$.

1.4. Classical polynomial algebra. Let the punctured surface \mathfrak{S} be equipped with a dotted ideal triangulation λ .

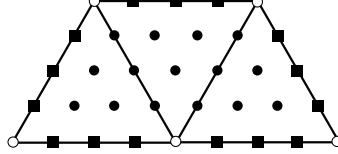
Definition 3. The *classical polynomial algebra* $\mathcal{T}_n^1(\lambda) = \mathbb{C}[X_1^{\pm 1/n}, X_2^{\pm 1/n}, \dots, X_N^{\pm 1/n}]$ associated to the dotted ideal triangulation λ is the commutative algebra of Laurent polynomials generated by formal n -roots $X_i^{1/n}$ and their inverses. We think of the generator $X_i^{1/n}$ as associated to the i -th dot lying on λ . As for dots, see §1.3, we speak of *edge-* and *triangle-generators* as well as *boundary-* and *interior-generators*. Elements $X_i^{\pm 1} = (X_i^{\pm 1/n})^n$ of $\mathcal{T}_n^1(\lambda)$ are called *coordinates*. We often indicate edge-coordinates with the letter Z instead of X .



(A) Four times punctured sphere



(B) Ideal triangle

FIGURE 6. Dotted ideal triangulations ($n = 3$)FIGURE 7. Dotted ideal triangulation ($n = 4$)

Remark 4. The coordinates X_i in the classical polynomial algebra are, intuitively speaking, algebraizations of Fock-Goncharov’s geometric coordinates for the framed $\mathrm{PSL}_n(\mathbb{C})$ -character variety $\mathcal{R}_{\mathrm{PSL}_n(\mathbb{C})}(\mathfrak{S})_{\mathrm{fr}}$; see the Introduction. There is a caveat, which is that in the classical geometric setting the Fock-Goncharov coordinates X_i are only associated to the interior-dots (in other words, not to the boundary-dots), whereas in the quantum algebraic setting there are coordinates X_i associated to the boundary-dots as well.

In the theory of cluster algebras [FZ02], these boundary-variables are often called *frozen variables* [FG06a, FG06b, FWZ16]. From the classical geometric point of view, one might think of the frozen boundary-coordinates as having the “potential” to become “actual” unfrozen interior-coordinates if the surface-with-boundary \mathfrak{S} were included inside the interior of a larger surface \mathfrak{S}' . It is perhaps surprising that, at the quantum algebraic level, the inclusion of boundary-coordinates is an essential conceptual step that needs to be taken in order to witness the emergence of local quantum properties, as we will see later on.

In the case of $\mathrm{SL}_2(\mathbb{R})$ or $\mathrm{SL}_2(\mathbb{C})$, the Fock-Goncharov coordinates X_i coincide with the shearing or shear-bend coordinates for Teichmüller space due to Thurston [Thu97]; see [Foc97, FG07a, HN16] for more details. There is also a geometric interpretation of Fock-Goncharov’s coordinates in the case $n = 3$, where they parametrize convex projective structures on the surface \mathfrak{S} ; see [FG07b, CTT20].

1.5. Elementary edge and triangle matrices. Let $M_n(\mathcal{T}_n^1(\lambda))$ denote the usual non-commutative algebra of $n \times n$ matrices with coefficients in the commutative classical polynomial algebra $\mathcal{T}_n^1(\lambda) = \mathbb{C}[X_1^{\pm 1/n}, X_2^{\pm 1/n}, \dots, X_N^{\pm 1/n}]$. Define the special linear group $\mathrm{SL}_n(\mathcal{T}_n^1(\lambda))$ to be the subset of $M_n(\mathcal{T}_n^1(\lambda))$ consisting of the matrices with determinant equal to 1.

Let $Z = X_i^{\pm 1}$ be an edge-coordinate in the classical polynomial algebra $\mathcal{T}_n^1(\lambda)$. For $j = 1, 2, \dots, n-1$ define the j -th elementary edge matrix $\mathbf{S}_j^{\mathrm{edge}}(Z) \in \mathrm{SL}_n(\mathcal{T}_n^1(\lambda))$ by

$$\mathbf{S}_j^{\mathrm{edge}}(Z) = Z^{-j/n} \begin{pmatrix} Z & & & & \\ & Z & & & \\ & & \ddots & & \\ & & & Z & \\ & & & & 1 \\ & & & & & \ddots \\ & & & & & & 1 \\ & & & & & & & \ddots \\ & & & & & & & & 1 \end{pmatrix} \in \mathrm{SL}_n(\mathcal{T}_n^1(\lambda)) \quad (Z \text{ appears } j \text{ times}).$$

Notice the normalizing factor $Z^{-j/n}$ multiplying the matrix on the left (or on the right).

Similarly, for any triangle-coordinate $X = X_i^{\pm 1}$ in $\mathcal{T}_n^1(\lambda)$ and for any index $j = 1, 2, \dots, n-1$ define the j -th left elementary triangle matrix $\mathbf{S}_j^{\text{left}}(X) \in SL_n(\mathcal{T}_n^1(\lambda))$ by

$$\mathbf{S}_j^{\text{left}}(X) = X^{-(j-1)/n} \begin{pmatrix} X & & & & \\ & \ddots & & & \\ & & X & & \\ & & & 1 & \\ & & & & 1 \\ & & & & & 1 \\ & & & & & & \ddots \\ & & & & & & & 1 \end{pmatrix} \in SL_n(\mathcal{T}_n^1(\lambda)) \quad (X \text{ appears } j-1 \text{ times})$$

and define the j -th right elementary triangle matrix $\mathbf{S}_j^{\text{right}}(X) \in SL_n(\mathcal{T}_n^1(\lambda))$ by

$$\mathbf{S}_j^{\text{right}}(X) = X^{(j-1)/n} \begin{pmatrix} 1 & & & & \\ & \ddots & & & \\ & & 1 & & \\ & & & 1 & \\ & & & & 1 \\ & & & & & X^{-1} \\ & & & & & & \ddots \\ & & & & & & & X^{-1} \end{pmatrix} \in SL_n(\mathcal{T}_n^1(\lambda)) \quad (X \text{ appears } j-1 \text{ times}).$$

Note that $\mathbf{S}_1^{\text{left}}(X)$ and $\mathbf{S}_1^{\text{right}}(X)$ do not, in fact, involve the variable X , so we will denote these matrices simply by $\mathbf{S}_1^{\text{left}}$ and $\mathbf{S}_1^{\text{right}}$, respectively.

Remark 5. In the theory of Fock-Goncharov, these elementary matrices for edges and triangles are called *snake matrices*. Each one is the coordinate transformation matrix passing between a pair of compatibly normalized projective coordinate systems associated to a pair of adjacent *snakes*. For a framed local system in $\mathcal{R}_{\text{PSL}_n(\mathbb{C})}(\mathfrak{S})_{\text{fr}}$ with coordinates X_i , computing the monodromy of the local system around a curve γ amounts to multiplying together a sequence of snake matrices along the direction of the curve. For more details, see [FG06b, §9], [GMN14, Appendix A], and [Dou20, Chapter 2].

1.6. Local monodromy matrices. Consider a dotted ideal triangle \mathfrak{T} , which we think of as sitting inside a larger dotted ideal triangulation λ ; see Figure 6. We assign $n \times n$ matrices with coefficients in the classical polynomial algebra $\mathcal{T}_n^1(\lambda) = \mathbb{C}[X_1^{\pm 1/n}, X_2^{\pm 1/n}, \dots, X_N^{\pm 1/n}]$ to various “short” oriented arcs lying on the surface \mathfrak{S} .

Recall that we think of the n -discrete triangle Θ_n (§1.2) as overlaid on top of the triangle \mathfrak{T} , so that there is a one-to-one correspondence between coordinates $X_i = X_{abc}$ in $\mathcal{T}_n^1(\mathfrak{T}) \subseteq \mathcal{T}_n^1(\lambda)$ and vertices (a, b, c) in $\Theta_n - \{(n, 0, 0), (0, n, 0), (0, 0, n)\}$ (in other words, in the n -discrete triangle Θ_n minus its three corner vertices). Note that X_{abc} is a triangle-coordinate if and only if (a, b, c) is an interior point $(a, b, c) \in \text{int}(\Theta_n)$, otherwise X_{abc} is an edge-coordinate.

We will use the following convenient notation. Given a family \mathbf{M}_i of $n \times n$ matrices, put

$$\begin{aligned} \prod_{i=M}^N \mathbf{M}_i &= \mathbf{M}_M \mathbf{M}_{M+1} \cdots \mathbf{M}_N, & \prod_{i=N+1}^M \mathbf{M}_i &= 1 & (M \leq N), \\ \prod_{i=N}^M \mathbf{M}_i &= \mathbf{M}_N \mathbf{M}_{N-1} \cdots \mathbf{M}_M, & \prod_{i=M-1}^N \mathbf{M}_i &= 1 & (M \leq N). \end{aligned}$$

First, consider a *left-moving arc* $\bar{\gamma}$, as shown in Figure 8. We assume $\bar{\gamma}$ has no kinks (Figures 3a and 3b). Let $\mathbf{X} = (X_i)$ be a vector consisting of the triangle-coordinates X_i (Definition 3). Define the associated *left matrix* $\mathbf{M}^{\text{left}}(\mathbf{X})$ in $SL_n(\mathcal{T}_n^1(\lambda))$ by

$$\mathbf{M}^{\text{left}}(\mathbf{X}) = \prod_{i=n-1}^1 \left(\mathbf{S}_1^{\text{left}} \prod_{j=2}^i \mathbf{S}_j^{\text{left}} (X_{(j-1)(n-i)(i-j+1)}) \right) \in \text{SL}_n(\mathcal{T}_n^1(\lambda))$$

where the matrix $\mathbf{S}_j^{\text{left}}(X_{abc})$ is the j -th left elementary triangle matrix; see §1.5.

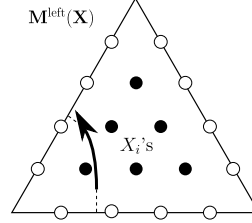


FIGURE 8. Left matrix

Next, consider a *right-moving arc* $\bar{\gamma}$, as shown in Figure 9. We assume $\bar{\gamma}$ has no kinks. We define the associated *right matrix* $\mathbf{M}^{\text{right}}(\mathbf{X})$ in $\text{SL}_n(\mathcal{T}_n^1(\lambda))$ by

$$\mathbf{M}^{\text{right}}(\mathbf{X}) = \prod_{i=n-1}^1 \left(\mathbf{S}_1^{\text{right}} \prod_{j=2}^i \mathbf{S}_j^{\text{right}} (X_{(i-j+1)(n-i)(j-1)}) \right) \in \text{SL}_n(\mathcal{T}_n^1(\lambda))$$

where the matrix $\mathbf{S}_j^{\text{right}}(X_{abc})$ is the j -th right elementary triangle matrix; see §1.5.

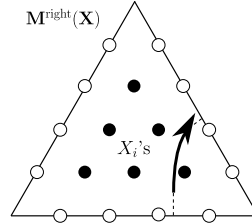


FIGURE 9. Right matrix

Continuing, consider an *edge-crossing arc* $\bar{\gamma}$, as shown on the left hand or right hand side of Figure 10. Let Z_j , $j = 1, 2, \dots, n-1$, be the j -th edge-coordinate (Definition 3), measured from right to left as seen by the triangle out of which the arc is moving. Let $\mathbf{Z} = (Z_j)$ be a vector consisting of the Z_j 's. Define the associated *edge matrix* $\mathbf{M}^{\text{edge}}(\mathbf{Z})$ in $\text{SL}_n(\mathcal{T}_n^1(\lambda))$ by

$$\mathbf{M}^{\text{edge}}(\mathbf{Z}) = \prod_{j=1}^{n-1} \mathbf{S}_j^{\text{edge}}(Z_j) \in \text{SL}_n(\mathcal{T}_n^1(\lambda))$$

where the matrix $\mathbf{S}_j^{\text{edge}}(Z_j)$ is the j -th elementary edge matrix; see §1.5. Notice that if the orientation of the edge-crossing arc is reversed, then the edge matrix changes by permuting the coordinates Z_j according to the rule $Z_j \leftrightarrow Z_{n-j}$; see Figure 10.

Observe that the order in which the elementary matrices \mathbf{S}_j are multiplied does not matter in the formula for the edge matrix $\mathbf{M}^{\text{edge}}(\mathbf{Z})$, since they are diagonal, but does matter in the formulas for the triangle matrices $\mathbf{M}^{\text{left}}(\mathbf{X})$ and $\mathbf{M}^{\text{right}}(\mathbf{X})$, since they are not diagonal.

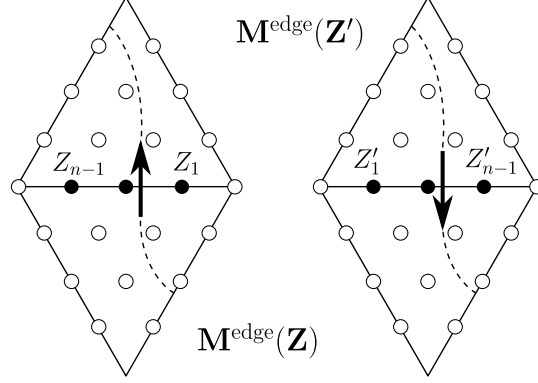


FIGURE 10. Edge matrices

Lastly, define the *clockwise U-turn matrix* \mathbf{U} in $SL_n(\mathbb{C})$ by

$$\mathbf{U} = \begin{pmatrix} & & & (-1)^{n-1} \\ & & & \\ & & \ddots & \\ & +1 & & \\ +1 & -1 & +1 & \end{pmatrix} \in SL_n(\mathbb{C}).$$

Then, we associate to a *clockwise U-turn arc* (resp. *counterclockwise U-turn arc*) $\bar{\gamma}$, as shown on the left hand (resp. right hand) side of Figure 11, the U-turn matrix \mathbf{U} (resp. transpose \mathbf{U}^T of the U-turn matrix). We have assumed that $\bar{\gamma}$ has no kinks. Notice that $\mathbf{U}^T = -\mathbf{U}$ (resp. $= \mathbf{U}$) when n is even (resp. odd).




FIGURE 11. U-turn matrices

1.7. Definition of the classical trace polynomial. Let γ be an immersed oriented closed curve in the surface \mathfrak{S} such that γ is transverse to the ideal triangulation λ . We want to calculate the classical trace polynomial $\widetilde{\text{Tr}}_\gamma(X_i^{1/n})$ in $\mathfrak{T}_n^1(\lambda) = \mathbb{C}[X_1^{\pm 1/n}, X_2^{\pm 1/n}, \dots, X_N^{\pm 1/n}]$ associated to the immersed curve γ . The polynomial $\widetilde{\text{Tr}}_\gamma(X_i^{1/n})$ can be described as being obtained from a “state-sum”, “local-to-global”, or “transfer matrices” construction.

More precisely, as we travel along the curve γ according to its orientation, assume γ crosses edges E_{j_k} for $k = 1, 2, \dots, K$ in that order, and assume γ crosses triangles \mathfrak{T}_{i_k} for $k = 1, 2, \dots, K$ in that order.

As the curve γ crosses the edge E_{j_k} , moving out of the triangle $\mathfrak{T}_{i_{k-1}}$ into the triangle \mathfrak{T}_{i_k} , this defines an edge-crossing arc $\bar{\gamma}_{j_k}$; see §1.6 and Figure 10. Put $\mathbf{Z}_{j_k} = ((Z_{j_k})_{j'})$ and put

$$\mathbf{M}_{j_k}^{\text{edge}} = \mathbf{M}^{\text{edge}}(\mathbf{Z}_{j_k}) \in \text{SL}_n(\mathcal{T}_n^1(\lambda))$$

to be the associated edge matrix, where the $(Z_{j_k})_{j'}$'s are the $j' = 1, \dots, n-1$ edge-coordinates attached to the edge E_{j_k} measured from right to left as seen from $\mathfrak{T}_{i_{k-1}}$ as usual.

As γ traverses the triangle \mathfrak{T}_{i_k} between two edges E_{j_k} and $E_{j_{k+1}}$, it does one of three things:

- the curve γ turns left, ending on $E_{j_{k+1}} \neq E_{j_k}$; see Figure 8;
- or γ turns right, ending on $E_{j_{k+1}} \neq E_{j_k}$; see Figure 9;
- or γ does a U-turn, thereby returning to the same edge $E_{j_{k+1}} = E_{j_k}$; see Figure 11.

We also keep track of the following winding information: for the first and second items above, the number of full turns t_k to the right that the curve γ makes while traversing the triangle \mathfrak{T}_{i_k} ; and for the third item above, the number of half turns $2t_k + 1$ to the right that the curve γ makes before coming back to the same edge E_{j_k} . Note $t_k \in \mathbb{Z}$. We will see that the turning integer t_k associated to the curve γ as it traverses the triangle \mathfrak{T}_{i_k} will only be relevant when the integer n (of SL_n) is even. Now, let the $(X_{i_k})_{i'}$'s be the $i' = 1, \dots, (n-1)(n-2)/2$ triangle-coordinates attached to the triangle \mathfrak{T}_{i_k} , and put $\mathbf{X}_{i_k} = ((X_{i_k})_{i'})$; see Figure 8. Let γ' be the curve obtained by “pulling tight” the kinks of γ . (In particular, γ and γ' are homotopic, but not, in general, regularly homotopic.) Corresponding to the three items above:

- the curve γ' turns left, defining a left-moving arc $\bar{\gamma}'$ and an associated left matrix $\mathbf{M}'_{i_k} = \mathbf{M}^{\text{left}}(\mathbf{X}_{i_k})$, see §1.6 and Figure 8;
- or the curve γ' turns right, defining a right-moving arc $\bar{\gamma}'$ and an associated right matrix $\mathbf{M}'_{i_k} = \mathbf{M}^{\text{right}}(\mathbf{X}_{i_k})$, see §1.6 and Figure 9;
- or the curve γ' does a clockwise or counterclockwise U-turn, thereby returning to the same edge $E_{j_{k+1}} = E_{j_k}$ and defining a U-turn arc $\bar{\gamma}'$, see §1.6 and Figure 11.

In the first two cases, where $\bar{\gamma}'$ is either left- or right-moving, put

$$\mathbf{M}_{i_k} = (-1)^{(n-1)t_k} \mathbf{M}'_{i_k} \in \text{SL}_n(\mathcal{T}_n^1(\lambda)),$$

and in the third case, where $\bar{\gamma}'$ is a U-turn, put

$$\mathbf{M}_{i_k} = (-1)^{(n-1)t_k} \mathbf{U} \in \text{SL}_n(\mathbb{C}),$$

where \mathbf{U} is the U-turn matrix defined in §1.6. Note, in the third case, that this is consistent with what we said in §1.6, where, in the case $\bar{\gamma}$ has no kinks, $\bar{\gamma}' = \bar{\gamma}$ is associated to \mathbf{U} (resp. $\mathbf{U}^T = (-1)^{n-1} \mathbf{U}$) if $\bar{\gamma}$ travels clockwise hence $t_k = 0$ (resp. counterclockwise hence $t_k = -1$).

Definition 6. The *classical trace polynomial* $\widetilde{\text{Tr}}_\gamma(X_i^{1/n}) \in \mathcal{T}_n^1(\lambda)$ associated to the immersed oriented closed curve γ , transverse to the ideal triangulation λ , is defined by

$$\widetilde{\text{Tr}}_\gamma(X_i^{1/n}) = \text{Tr} \left(\mathbf{M}_{j_1}^{\text{edge}} \mathbf{M}_{i_1} \mathbf{M}_{j_2}^{\text{edge}} \mathbf{M}_{i_2} \cdots \mathbf{M}_{j_K}^{\text{edge}} \mathbf{M}_{i_K} \right) \in \mathcal{T}_n^1(\lambda) = \mathbb{C}[X_1^{\pm 1/n}, \dots, X_N^{\pm 1/n}]$$

where on the right hand side we have taken the usual matrix trace. Note that this is independent of where we start along the curve γ , since the trace is invariant under conjugation.

1.8. Relation to Fock-Goncharov theory. In this subsection, we assume (for simplicity) the surface has empty boundary, $\partial \mathfrak{S} = \emptyset$. A *complete flag* E in \mathbb{C}^n is a maximal nested sequence of distinct subspaces $\{0\} = E^{(0)} \subseteq E^{(1)} \subseteq E^{(2)} \subseteq \dots \subseteq E^{(n)} = \mathbb{C}^n$. The group $\text{PSL}_n(\mathbb{C})$ acts on the collection of complete flags by left translation.

In [FG06b], Fock-Goncharov define the *moduli space of framed local systems*, also called the \mathcal{X} -*moduli space*, whose complex points have been denoted in this paper by $\mathcal{R}_{\mathrm{PSL}_n(\mathbb{C})}(\mathfrak{S})_{\mathrm{fr}}$.

A *framed local system* is essentially a pair (ρ, ξ) where $\rho : \pi_1(\mathfrak{S}) \rightarrow \mathrm{PSL}_n(\mathbb{C})$ is a group homomorphism and ξ is a function assigning to each puncture p of \mathfrak{S} a complete flag $\xi(p)$ invariant under the monodromy of any peripheral curve γ_p around p ; that is, $\rho(\gamma_p)(\xi(p)) = \xi(p) \in \mathrm{Flag}(\mathbb{C}^n)$. (More precisely, this *flag map* ξ should be defined equivariantly at the level of the universal cover $\tilde{\mathfrak{S}}$.) The group $\mathrm{PSL}_n(\mathbb{C})$ acts on the collection of framed local systems by the formula $g \cdot (\rho, \xi) = (g\rho g^{-1}, g\xi)$. A point in the moduli space $\mathcal{R}_{\mathrm{PSL}_n(\mathbb{C})}(\mathfrak{S})_{\mathrm{fr}}$ is an equivalence class of framed local systems under this action.

Fock-Goncharov associate to each ideal triangulation λ of \mathfrak{S} a coordinate chart $U_\lambda \cong (\mathbb{C} - \{0\})^N$ inside the moduli space $\mathcal{R}_{\mathrm{PSL}_n(\mathbb{C})}(\mathfrak{S})_{\mathrm{fr}}$ parametrized by nonzero complex coordinates X_i . Here, N is the number of dots associated to the ideal triangulation λ ; see §1.3 and 1.4. In particular, choosing λ and N -many coordinates X_i determines a representation $\rho = \rho(X_i)$ up to conjugation. Since ρ is valued in $\mathrm{PSL}_n(\mathbb{C})$, the trace $\mathrm{Tr}(\rho(\gamma)) \in \mathbb{C}$ for any $\gamma \in \pi_1(\mathfrak{S})$ is well-defined only up to multiplication by a n -root of unity.

Proposition 7. [FG06b, §9] *Fix an ideal triangulation λ of the punctured surface \mathfrak{S} , with $\partial\mathfrak{S} = \emptyset$, and fix a nonzero complex number X_i at the i -th dot of λ for each $i = 1, 2, \dots, N$. Let $\rho = \rho(X_i)$ be the associated representation $\rho : \pi_1(\mathfrak{S}) \rightarrow \mathrm{PSL}_n(\mathbb{C})$ as above. Moreover, choose arbitrary n -roots $X_i^{1/n} \in \mathbb{C}$. Then, for each immersed oriented closed curve γ in \mathfrak{S} transverse to the ideal triangulation λ , the trace $\mathrm{Tr}(\rho(\gamma)) \in \mathbb{C}$ equals the evaluated classical trace polynomial $\widetilde{\mathrm{Tr}}_\gamma(X_i^{1/n}) \in \mathbb{C}$ (see Definition 6) up to multiplication by a n -root of unity.*

2. QUANTUM MATRICES FOR SL_n

We define quantum versions of the classical polynomial algebra and the classical local monodromy matrices, and relate them to the quantum special linear group SL_n^q .

Throughout, let $q \in \mathbb{C} - \{0\}$ and $\omega = q^{1/n^2}$ be a n^2 -root of q . Technically, also choose $\omega^{1/2}$.

2.1. Quantum tori, matrix algebras, and the Weyl quantum ordering.

2.1.1. *Quantum tori.* Let \mathbf{P} (for “Poisson”) be an integer $N' \times N'$ anti-symmetric matrix.

Definition 8. The *quantum torus* (with n -roots) $\mathcal{T}^\omega(\mathbf{P})$ associated to \mathbf{P} is the quotient of the free algebra $\mathbb{C}\{X_1^{1/n}, X_1^{-1/n}, \dots, X_{N'}^{1/n}, X_{N'}^{-1/n}\}$ in the indeterminates $X_i^{\pm 1/n}$ by the two-sided ideal generated by the relations

$$\begin{aligned} X_i^{m_i/n} X_j^{m_j/n} &= \omega^{\mathbf{P}_{ij} m_i m_j} X_j^{m_j/n} X_i^{m_i/n} & (m_i, m_j \in \mathbb{Z}), \\ X_i^{m/n} X_i^{-m/n} &= X_i^{-m/n} X_i^{m/n} = 1 & (m \in \mathbb{Z}). \end{aligned}$$

Put $X_i^{\pm 1} = (X_i^{\pm 1/n})^n$. We refer to the $X_i^{\pm 1/n}$ as *generators*, and the X_i as *quantum coordinates*, or just *coordinates*. Define the subset of fractions

$$\mathbb{Z}/n = \{m/n; \quad m \in \mathbb{Z}\} \subseteq \mathbb{Q}.$$

Written in terms of the coordinates X_i and the fractions $r \in \mathbb{Z}/n$, the relations above become

$$\begin{aligned} X_i^{r_i} X_j^{r_j} &= q^{\mathbf{P}_{ij} r_i r_j} X_j^{r_j} X_i^{r_i} & (r_i, r_j \in \mathbb{Z}/n), \\ X_i^r X_i^{-r} &= X_i^{-r} X_i^r = 1 & (r \in \mathbb{Z}/n). \end{aligned}$$

2.1.2. Matrix algebras.

Definition 9. Let \mathcal{T} be a, possibly non-commutative, algebra, and let n' be a positive integer. The *matrix algebra with coefficients in \mathcal{T}* , denoted $M_{n'}(\mathcal{T})$, is the complex vector space of $n' \times n'$ matrices, equipped with the usual “left-to-right” multiplicative structure. Namely, the product \mathbf{MN} of two matrices \mathbf{M} and \mathbf{N} is defined entry-wise by

$$(\mathbf{MN})_{ij} = \sum_{k=1}^{n'} \mathbf{M}_{ik} \mathbf{N}_{kj} \in \mathcal{T} \quad (1 \leq i, j \leq n').$$

Here, we use the usual convention that the entry \mathbf{M}_{ij} of a matrix \mathbf{M} is the entry in the i -th row and j -th column. Note that, crucially, the order of \mathbf{M}_{ik} and \mathbf{N}_{kj} in the above equation matters since these elements might not commute in \mathcal{T} .

2.1.3. *Weyl quantum ordering.* If \mathcal{T} is a quantum torus (§2.1.1), then there is a linear map

$$[-]: \mathbb{C}\{X_1^{\pm 1/n}, \dots, X_{N'}^{\pm 1/n}\} \rightarrow \mathcal{T}$$

from the free algebra to \mathcal{T} , called the *Weyl quantum ordering*, defined on words

$$w = X_{i_1}^{r_1} \cdots X_{i_k}^{r_k} \quad (r_a \in \mathbb{Z}/n)$$

(that is, i_a may equal i_b if $a \neq b$), by the equation

$$[w] = \left(q^{-\frac{1}{2} \sum_{1 \leq a < b \leq k} \mathbf{P}_{i_a i_b} r_a r_b} \right) w$$

and extended linearly. The Weyl ordering is specially designed to satisfy the symmetry

$$[X_{i_1}^{r_1} \cdots X_{i_k}^{r_k}] = [X_{i_{\sigma(1)}}^{r_{\sigma(1)}} \cdots X_{i_{\sigma(k)}}^{r_{\sigma(k)}}]$$

for every permutation σ of $\{1, \dots, k\}$. Consequently, there is induced a linear map

$$[-]: \mathbb{C}[X_1^{\pm 1/n}, \dots, X_{N'}^{\pm 1/n}] \rightarrow \mathcal{T}$$

from the associated commutative Laurent polynomial algebra to \mathcal{T} .

By the symmetric property, the Weyl ordering induces a linear map of matrix algebras

$$[-]: M_{n'}(\mathbb{C}[X_1^{\pm 1/n}, \dots, X_{N'}^{\pm 1/n}]) \rightarrow M_{n'}(\mathcal{T}), \quad [\mathbf{M}]_{ij} = [\mathbf{M}_{ij}] \in \mathcal{T}.$$

Note the Weyl ordering $[-]$ depends on the choice of $\omega^{1/2}$; see the beginning of §2.

2.2. **Fock-Goncharov quantum torus for a triangle.** Let $\Gamma(\Theta_n)$ denote the set of corner vertices $\Gamma(\Theta_n) = \{(n, 0, 0), (0, n, 0), (0, 0, n)\}$ of the discrete triangle Θ_n ; see §1.2.

Define a set function

$$\mathbf{P} : (\Theta_n - \Gamma(\Theta_n)) \times (\Theta_n - \Gamma(\Theta_n)) \rightarrow \{-2, -1, 0, 1, 2\}$$

using the *quiver* with vertex set $\Theta_n - \Gamma(\Theta_n)$ illustrated in Figure 12. The function \mathbf{P} is defined by sending the ordered tuple (v_1, v_2) of vertices of $\Theta_n - \Gamma(\Theta_n)$ to 2 (resp. -2) if there is a solid arrow pointing from v_1 to v_2 (resp. v_2 to v_1), to 1 (resp. -1) if there is a dotted arrow pointing from v_1 to v_2 (resp. v_2 to v_1), and to 0 if there is no arrow connecting v_1 and v_2 . Note that all of the small downward-facing triangles are oriented clockwise, and all of the small upward-facing triangles are oriented counterclockwise. By labeling the vertices of $\Theta_n - \Gamma(\Theta_n)$ by their coordinates (a, b, c) we may think of the function \mathbf{P} as a $N \times N$ anti-symmetric matrix $\mathbf{P} = (\mathbf{P}_{abc, a'b'c'})$ called the *Poisson matrix* associated to the quiver. Here, $N = 3(n-1) + (n-1)(n-2)/2$; see §1.3.

Definition 10. Define the *Fock-Goncharov quantum torus*

$$\mathcal{T}_n^\omega(\mathfrak{T}) = \mathbb{C}[X_1^{\pm 1/n}, X_2^{\pm 1/n}, \dots, X_N^{\pm 1/n}]^\omega$$

associated to the triangle \mathfrak{T} to be the quantum torus $\mathcal{T}^\omega(\mathbf{P})$ defined by the $N \times N$ Poisson matrix \mathbf{P} , with generators $X_i^{\pm 1/n} = X_{abc}^{\pm 1/n}$ for all $(a, b, c) \in \Theta_n - \Gamma(\Theta_n)$. Note that when $q = \omega = 1$ this indeed recovers the classical polynomial algebra $\mathcal{T}_n^1(\mathfrak{T})$ for \mathfrak{T} ; see §1.4.

As a notational convention, for $j = 1, 2, \dots, n-1$ we write $Z_j^{\pm 1/n}$ (resp. $Z_j'^{\pm 1/n}$ and $Z_j''^{\pm 1/n}$) in place of $X_{j0(n-j)}^{\pm 1/n}$ (resp. $X_{j(n-j)0}^{\pm 1/n}$ and $X_{0j(n-j)}^{\pm 1/n}$); see Figure 13. So, triangle-coordinates will be denoted $X_i = X_{abc}$ for $(a, b, c) \in \text{Int}(\Theta_n)$ while edge-coordinates will be denoted Z_j, Z_j', Z_j'' .

Remark 11. As we will see later on, we think of the Z -coordinates as quantizations of “half” of their corresponding classical edge-coordinates. Intuitively, this is because the “other half” of each coordinate “lives” in an adjacent triangle. When viewed inside an ideal triangulation λ , an edge E of λ “splits” this classical edge-coordinate into its two “quantum halves”.

2.3. Quantum left and right matrices. Although the most general (global) definition of the SL_n -quantum trace polynomials (§4.3) is somewhat subtle—requiring that one carefully keep track of the ordering of the non-commuting quantum torus variables—the extension of the *local* monodromy matrices (§1.6) to the quantum setting is done in the most naive way possible, namely using the Weyl quantum ordering (§2.1.3) to symmetrize the variables.

2.3.1. Weyl quantum ordering for the Fock-Goncharov quantum torus. Let $\mathcal{T} = \mathcal{T}_n^\omega(\mathfrak{T})$ be the Fock-Goncharov quantum torus (§2.2). Then the Weyl ordering $[-]$ of §2.1.3 gives a map

$$[-] : M_n(\mathcal{T}_n^1(\mathfrak{T})) \longrightarrow M_n(\mathcal{T}_n^\omega(\mathfrak{T}))$$

where we have used the identification $\mathcal{T}_n^1(\mathfrak{T}) \cong \mathbb{C}[X_1^{\pm 1/n}, X_2^{\pm 1/n}, \dots, X_N^{\pm 1/n}]$ discussed in §2.2.

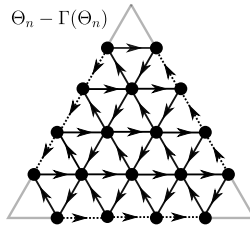


FIGURE 12. Quiver defining the Fock-Goncharov quantum torus

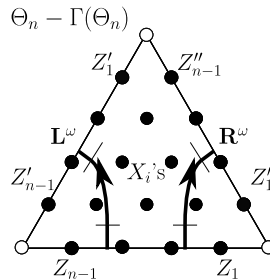


FIGURE 13. Quantum left and right matrices

2.3.2. Quantum left and right matrices. We begin with the classical situation for a triangle \mathfrak{T} . An *extended left-moving arc* $\bar{\gamma}$ is similar to a left-moving arc, from §1.6, except that it extends all the way to the two distinct edges of the triangle \mathfrak{T} ; see Figure 13. We think of an extended left-moving arc $\bar{\gamma}$ as the concatenation of “half” of an edge-crossing arc $\bar{\gamma}_1^{1/2}$ together with a left-moving arc $\bar{\gamma}_2$ together with another half of an edge-crossing arc $\bar{\gamma}_3^{1/2}$, as indicated in Figure 13; compare Remark 11. We refer to these halves of edge-crossing arcs as *half-edge-crossing arcs*. Similarly, we define *extended right-moving arcs* $\bar{\gamma}$.

Defined exactly as in §1.6 are left matrices $\mathbf{M}^{\text{left}}(\mathbf{X})$, right matrices $\mathbf{M}^{\text{right}}(\mathbf{X})$, and edge matrices $\mathbf{M}^{\text{edge}}(\mathbf{Z})$ in $M_n(\mathcal{T}_n^1(\mathfrak{T}))$ associated to *non-extended* left-moving arcs (Figure 8), *non-extended* right-moving arcs (Figure 9), and half-edge-crossing arcs, respectively.

Definition 12. Put vectors $\mathbf{X} = (X_i)$, $\mathbf{Z} = (Z_j)$, $\mathbf{Z}' = (Z'_j)$, and $\mathbf{Z}'' = (Z''_j)$ as in Figure 13.

To an extended left-moving arc $\bar{\gamma}$, as in Figure 13, we associate a *quantum left matrix* \mathbf{L}^ω in $M_n(\mathcal{T}_n^\omega(\mathfrak{T}))$ by the formula

$$\mathbf{L}^\omega = \mathbf{L}^\omega(\mathbf{Z}, \mathbf{X}, \mathbf{Z}') = [\mathbf{M}^{\text{edge}}(\mathbf{Z})\mathbf{M}^{\text{left}}(\mathbf{X})\mathbf{M}^{\text{edge}}(\mathbf{Z}')] \in M_n(\mathcal{T}_n^\omega(\mathfrak{T}))$$

where we have applied the Weyl quantum ordering $[-]$ discussed in §2.3.1 to the product $\mathbf{M}^{\text{edge}}(\mathbf{Z})\mathbf{M}^{\text{left}}(\mathbf{X})\mathbf{M}^{\text{edge}}(\mathbf{Z}')$ of classical matrices in $M_n(\mathcal{T}_n^1(\mathfrak{T}))$. In other words, this simply means that we apply the Weyl ordering to each entry of the classical matrix.

Similarly, to an extended right-moving arc $\bar{\gamma}$, as in Figure 13, we associate a *quantum right matrix* \mathbf{R}^ω in $M_n(\mathcal{T}_n^\omega(\mathfrak{T}))$ by the formula

$$\mathbf{R}^\omega = \mathbf{R}^\omega(\mathbf{Z}, \mathbf{X}, \mathbf{Z}'') = [\mathbf{M}^{\text{edge}}(\mathbf{Z})\mathbf{M}^{\text{right}}(\mathbf{X})\mathbf{M}^{\text{edge}}(\mathbf{Z}'')] \in M_n(\mathcal{T}_n^\omega(\mathfrak{T})).$$

2.4. Quantum SL_n and its points: first result. (For a more theoretical discussion about quantum SL_n , see Appendix A.) Let \mathcal{T} be a, possibly non-commutative, algebra.

Definition 13. We say that a 2×2 matrix $\mathbf{M} = \begin{pmatrix} a & b \\ c & d \end{pmatrix}$ in $M_2(\mathcal{T})$ is a \mathcal{T} -point of the quantum matrix algebra M_2^q , denoted $\mathbf{M} \in M_2^q(\mathcal{T}) \subseteq M_2(\mathcal{T})$, if

$$(*) \quad ba = qab, \quad dc = qcd, \quad ca = qac, \quad db = qbd, \quad bc = cb, \quad da - ad = (q - q^{-1})bc \in \mathcal{T}.$$

We say that a matrix $\mathbf{M} \in M_2(\mathcal{T})$ is a \mathcal{T} -point of the quantum special linear group SL_2^q , denoted $\mathbf{M} \in \text{SL}_2^q(\mathcal{T}) \subseteq M_2^q(\mathcal{T}) \subseteq M_2(\mathcal{T})$, if $\mathbf{M} \in M_2^q(\mathcal{T})$ and the quantum determinant

$$\text{Det}^q(\mathbf{M}) = da - qbc = ad - q^{-1}bc = 1 \in \mathcal{T}.$$

These notions are also defined for $n \times n$ matrices, as follows.

Definition 14. A matrix $\mathbf{M} \in M_n(\mathcal{T})$ is a \mathcal{T} -point of the quantum matrix algebra M_n^q , denoted $\mathbf{M} \in M_n^q(\mathcal{T}) \subseteq M_n(\mathcal{T})$, if every 2×2 submatrix of \mathbf{M} is a \mathcal{T} -point of M_2^q . That is,

$$\begin{aligned} \mathbf{M}_{im}\mathbf{M}_{ik} &= q\mathbf{M}_{ik}\mathbf{M}_{im}, & \mathbf{M}_{jm}\mathbf{M}_{im} &= q\mathbf{M}_{im}\mathbf{M}_{jm}, \\ \mathbf{M}_{im}\mathbf{M}_{jk} &= \mathbf{M}_{jk}\mathbf{M}_{im}, & \mathbf{M}_{jm}\mathbf{M}_{ik} - \mathbf{M}_{ik}\mathbf{M}_{jm} &= (q - q^{-1})\mathbf{M}_{im}\mathbf{M}_{jk}, \end{aligned}$$

for all $i < j$ and $k < m$, where $1 \leq i, j, k, m \leq n$.

There is a notion of the quantum determinant $\text{Det}^q(\mathbf{M}) \in \mathcal{T}$ of a \mathcal{T} -point $\mathbf{M} \in M_n^q(\mathcal{T})$. A matrix $\mathbf{M} \in M_n(\mathcal{T})$ is a \mathcal{T} -point of the quantum special linear group SL_n^q , denoted $\mathbf{M} \in \text{SL}_n^q(\mathcal{T}) \subseteq M_n^q(\mathcal{T}) \subseteq M_n(\mathcal{T})$, if both $\mathbf{M} \in M_n^q(\mathcal{T})$ and $\text{Det}^q(\mathbf{M}) = 1$.

The definitions satisfy the property that if a \mathcal{T} -point $\mathbf{M} \in M_n^q(\mathcal{T}) \subseteq M_n(\mathcal{T})$ is a triangular matrix, then the diagonal entries $\mathbf{M}_{ii} \in \mathcal{T}$ commute, and $\text{Det}^q(\mathbf{M}) = \prod_i \mathbf{M}_{ii} \in \mathcal{T}$.

Remark 15. The subsets $M_n^q(\mathcal{T}) \subseteq M_n(\mathcal{T})$ and $SL_n^q(\mathcal{T}) \subseteq M_n(\mathcal{T})$ are generally not closed under matrix multiplication.

Now, take $\mathcal{T} = \mathcal{T}_n^\omega(\mathfrak{T})$ to be the Fock-Goncharov quantum torus for the triangle \mathfrak{T} , as defined in §2.2. Let \mathbf{L}^ω and \mathbf{R}^ω in $M_n(\mathcal{T}_n^\omega(\mathfrak{T}))$ be the quantum left and right matrices, respectively, as defined in Definition 12. In a companion paper [Dou21], we prove:

Theorem 16 (SL_n -quantum matrices). *The left and right quantum matrices*

$$\mathbf{L}^\omega = \mathbf{L}^\omega(\mathbf{Z}, \mathbf{X}, \mathbf{Z}') \quad \text{and} \quad \mathbf{R}^\omega = \mathbf{R}^\omega(\mathbf{Z}, \mathbf{X}, \mathbf{Z}'') \in SL_n^q(\mathcal{T}_n^\omega(\mathfrak{T})) \subseteq M_n(\mathcal{T}_n^\omega(\mathfrak{T}))$$

are $\mathcal{T}_n^\omega(\mathfrak{T})$ -points of the quantum special linear group SL_n^q .

See the end of Remark 4. The proof uses a quantum version of the technology invented by Fock-Goncharov called snakes; see Remark 5. See also Remark 34 for recent related work.

2.5. Examples.



FIGURE 14. Example in the case $n = 3$

2.5.1. SL_3 example. Consider the case $n = 3$; see Figure 14. On the right hand side, we show the commutation relations in the quantum torus $\mathcal{T}_3^\omega(\mathfrak{T})$, recalling Figure 12 and the definitions of §2.1.1 and 2.2. For instance, the following are some sample commutation relations:

$$XZ' = q^2 Z'X, \quad XW' = q^{-2} W'X, \quad ZW = qWZ, \quad ZW' = q^2 W'Z.$$

Then, the quantum left and right matrices are computed as

$$\begin{aligned} \mathbf{L}^\omega &= \left[W^{-\frac{1}{3}} Z^{-\frac{2}{3}} \begin{pmatrix} WZ & \\ & Z \end{pmatrix} \begin{pmatrix} 1 & 1 \\ & 1 \end{pmatrix} X^{-\frac{1}{3}} \begin{pmatrix} X & \\ & 1 \end{pmatrix} \begin{pmatrix} 1 & 1 \\ & 1 \end{pmatrix} Z'^{-\frac{1}{3}} W'^{-\frac{2}{3}} \begin{pmatrix} Z'W' & \\ & W' \end{pmatrix} \right] \\ &= \begin{pmatrix} [W^{\frac{2}{3}} Z^{\frac{1}{3}} X^{\frac{2}{3}} Z'^{\frac{2}{3}} W'^{\frac{1}{3}}] & [W^{\frac{2}{3}} Z^{\frac{1}{3}} X^{\frac{2}{3}} Z'^{-\frac{1}{3}} W'^{\frac{1}{3}}] + [W^{\frac{2}{3}} Z^{\frac{1}{3}} X^{-\frac{1}{3}} Z'^{-\frac{1}{3}} W'^{\frac{1}{3}}] & [W^{\frac{2}{3}} Z^{\frac{1}{3}} X^{-\frac{1}{3}} Z'^{-\frac{1}{3}} W'^{-\frac{2}{3}}] \\ 0 & [W^{-\frac{1}{3}} Z^{\frac{1}{3}} X^{-\frac{1}{3}} Z'^{-\frac{1}{3}} W'^{\frac{1}{3}}] & [W^{-\frac{1}{3}} Z^{\frac{1}{3}} X^{-\frac{1}{3}} Z'^{-\frac{1}{3}} W'^{-\frac{2}{3}}] \\ 0 & 0 & [W^{-\frac{1}{3}} Z^{-\frac{2}{3}} X^{-\frac{1}{3}} Z'^{-\frac{1}{3}} W'^{-\frac{2}{3}}] \end{pmatrix} \end{aligned}$$

and

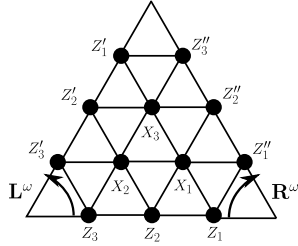
$$\begin{aligned} \mathbf{R}^\omega &= \left[W'^{-\frac{1}{3}} Z'^{-\frac{2}{3}} \begin{pmatrix} W'Z' & \\ & Z' \end{pmatrix} \begin{pmatrix} 1 & 1 \\ & 1 \end{pmatrix} X^{+\frac{1}{3}} \begin{pmatrix} 1 & 1 \\ & X^{-1} \end{pmatrix} \begin{pmatrix} 1 & 1 \\ & 1 \end{pmatrix} Z^{-\frac{1}{3}} W^{-\frac{2}{3}} \begin{pmatrix} ZW & \\ & W \end{pmatrix} \right] \\ &= \begin{pmatrix} [W'^{\frac{2}{3}} Z'^{\frac{1}{3}} X^{\frac{1}{3}} Z^{\frac{2}{3}} W^{\frac{1}{3}}] & 0 & 0 \\ [W'^{-\frac{1}{3}} Z'^{\frac{1}{3}} X^{\frac{1}{3}} Z^{\frac{2}{3}} W^{\frac{1}{3}}] & [W'^{-\frac{1}{3}} Z'^{\frac{1}{3}} X^{\frac{1}{3}} Z^{-\frac{1}{3}} W^{\frac{1}{3}}] & 0 \\ [W'^{-\frac{1}{3}} Z'^{-\frac{2}{3}} X^{\frac{1}{3}} Z^{\frac{2}{3}} W^{\frac{1}{3}}] & [W'^{-\frac{1}{3}} Z'^{-\frac{2}{3}} X^{\frac{1}{3}} Z^{-\frac{1}{3}} W^{\frac{1}{3}}] + [W'^{-\frac{1}{3}} Z'^{-\frac{2}{3}} X^{-\frac{2}{3}} Z^{-\frac{1}{3}} W^{\frac{1}{3}}] & [W'^{-\frac{1}{3}} Z'^{-\frac{2}{3}} X^{-\frac{2}{3}} Z^{-\frac{1}{3}} W^{-\frac{2}{3}}] \end{pmatrix}. \end{aligned}$$

Theorem 16 says that these two matrices are elements of $\mathrm{SL}_3^q(\mathcal{T}_3^\omega(\mathfrak{T}))$. For instance, the entries a, b, c, d of the 2×2 sub-matrix of \mathbf{L}^ω ,

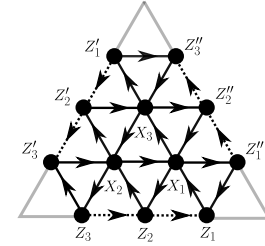
$$\begin{pmatrix} a & b \\ c & d \end{pmatrix} = \begin{pmatrix} \mathbf{L}_{12}^\omega & \mathbf{L}_{13}^\omega \\ \mathbf{L}_{22}^\omega & \mathbf{L}_{23}^\omega \end{pmatrix} = \begin{pmatrix} [W^{\frac{2}{3}} Z^{\frac{1}{3}} X^{\frac{2}{3}} Z'^{-\frac{1}{3}} W'^{\frac{1}{3}}] + [W^{\frac{2}{3}} Z^{\frac{1}{3}} X^{-\frac{1}{3}} Z'^{-\frac{1}{3}} W'^{\frac{1}{3}}] & [W^{\frac{2}{3}} Z^{\frac{1}{3}} X^{-\frac{1}{3}} Z'^{-\frac{1}{3}} W'^{-\frac{2}{3}}] \\ [W^{-\frac{1}{3}} Z^{\frac{1}{3}} X^{-\frac{1}{3}} Z'^{-\frac{1}{3}} W'^{\frac{1}{3}}] & [W^{-\frac{1}{3}} Z^{\frac{1}{3}} X^{-\frac{1}{3}} Z'^{-\frac{1}{3}} W'^{-\frac{2}{3}}] \end{pmatrix}$$

satisfy Equation (*). For a computer verification of this, see Appendix B. We also demonstrate in the appendix that Equation (*) is satisfied by the entries a, b, c, d of the 2×2 sub-matrix of \mathbf{R}^ω ,

$$\begin{pmatrix} a & b \\ c & d \end{pmatrix} = \begin{pmatrix} \mathbf{R}_{21}^\omega & \mathbf{R}_{22}^\omega \\ \mathbf{R}_{31}^\omega & \mathbf{R}_{32}^\omega \end{pmatrix} = \begin{pmatrix} [W'^{-\frac{1}{3}} Z'^{\frac{1}{3}} X^{\frac{1}{3}} Z^{\frac{2}{3}} W^{\frac{1}{3}}] & [W'^{-\frac{1}{3}} Z'^{\frac{1}{3}} X^{\frac{1}{3}} Z^{-\frac{1}{3}} W^{\frac{1}{3}}] \\ [W'^{-\frac{1}{3}} Z'^{-\frac{2}{3}} X^{\frac{1}{3}} Z^{\frac{2}{3}} W^{\frac{1}{3}}] & [W'^{-\frac{1}{3}} Z'^{-\frac{2}{3}} X^{\frac{1}{3}} Z^{-\frac{1}{3}} W^{\frac{1}{3}}] + [W'^{-\frac{1}{3}} Z'^{-\frac{2}{3}} X^{-\frac{2}{3}} Z^{-\frac{1}{3}} W^{\frac{1}{3}}] \end{pmatrix}.$$



(A) Quantum left and right matrices



(B) Fock-Goncharov quiver

FIGURE 15. Example in the case $n = 4$

2.5.2. SL_4 *example*. Consider the case $n = 4$; see Figure 15. On the right hand side, we show the commutation relations in the quantum torus $\mathcal{T}_4^\omega(\mathfrak{T})$, recalling Figure 12 and the definitions of §2.1.1 and 2.2. For instance, the following are some sample commutation relations:

$$X_3 Z_2'' = q^2 X_3 Z_2'', \quad X_3 X_1 = q^{-2} X_1 X_3, \quad Z_3 Z_2 = q Z_2 Z_3, \quad Z_3 Z'_3 = q^2 Z'_3 Z_3.$$

Then, the quantum left and right matrices are computed as

$$\mathbf{L}^\omega = \left[Z_1^{-\frac{1}{4}} Z_2^{-\frac{2}{4}} Z_3^{-\frac{3}{4}} \begin{pmatrix} Z_1 Z_2 Z_3 & & \\ & Z_2 Z_3 & \\ & & Z_3 \end{pmatrix} \begin{pmatrix} 1 & & \\ & 1 & \\ & & 1 \end{pmatrix} X_1^{-\frac{1}{4}} \begin{pmatrix} X_1 & & \\ & 1 & \\ & & 1 \end{pmatrix} X_2^{-\frac{2}{4}} \begin{pmatrix} X_2 & & \\ & X_2 & \\ & & 1 \end{pmatrix} \right. \\ \left. \begin{pmatrix} 1 & & \\ & 1 & \\ & & 1 \end{pmatrix} X_3^{-\frac{1}{4}} \begin{pmatrix} X_3 & & \\ & 1 & \\ & & 1 \end{pmatrix} \begin{pmatrix} 1 & & \\ & 1 & \\ & & 1 \end{pmatrix} Z_1'^{-\frac{1}{4}} Z_2'^{-\frac{2}{4}} Z_3'^{-\frac{3}{4}} \begin{pmatrix} Z_1' Z_2' Z_3' & & \\ & Z_2' Z_3' & \\ & & Z_3' \end{pmatrix} \right]$$

and

$$\mathbf{R}^\omega = \left[Z_1^{-\frac{1}{4}} Z_2^{-\frac{2}{4}} Z_3^{-\frac{3}{4}} \begin{pmatrix} Z_1 Z_2 Z_3 & & \\ & Z_2 Z_3 & \\ & & Z_3 \end{pmatrix} \begin{pmatrix} 1 & & \\ & 1 & \\ & & 1 \end{pmatrix} X_2^{+\frac{1}{4}} \begin{pmatrix} 1 & & \\ & 1 & \\ & & X_2^{-1} \end{pmatrix} X_1^{+\frac{2}{4}} \begin{pmatrix} 1 & & \\ & 1 & \\ & & X_1^{-1} \end{pmatrix} \right. \\ \left. \begin{pmatrix} 1 & & \\ & 1 & \\ & & 1 \end{pmatrix} X_3^{+\frac{1}{4}} \begin{pmatrix} 1 & & \\ & 1 & \\ & & X_3^{-1} \end{pmatrix} \begin{pmatrix} 1 & & \\ & 1 & \\ & & 1 \end{pmatrix} Z_1''^{-\frac{1}{4}} Z_2''^{-\frac{2}{4}} Z_3''^{-\frac{3}{4}} \begin{pmatrix} Z_1'' Z_2'' Z_3'' & & \\ & Z_2'' Z_3'' & \\ & & Z_3'' \end{pmatrix} \right].$$

Theorem 16 says that these two matrices are elements of $SL_4^q(\mathcal{T}_4^\omega(\mathfrak{T}))$. For instance, the entries a, b, c, d of the 2×2 sub-matrix (arranged as a 4×1 matrix) of \mathbf{L}^ω ,

$$\begin{pmatrix} a \\ b \\ c \\ d \end{pmatrix} = \begin{pmatrix} \mathbf{L}_{13}^\omega \\ \mathbf{L}_{14}^\omega \\ \mathbf{L}_{23}^\omega \\ \mathbf{L}_{24}^\omega \end{pmatrix} = \begin{pmatrix} [Z_3^{\frac{1}{4}} Z_2^{\frac{2}{4}} Z_1^{\frac{3}{4}} Z_3'^{\frac{1}{4}} Z_2'^{-\frac{2}{4}} Z_1'^{-\frac{1}{4}} X_1^{-\frac{1}{4}} X_2^{-\frac{2}{4}} X_3^{-\frac{1}{4}}] + [Z_3^{\frac{1}{4}} Z_2^{\frac{2}{4}} Z_1^{\frac{3}{4}} Z_3'^{\frac{1}{4}} Z_2'^{-\frac{2}{4}} Z_1'^{-\frac{1}{4}} X_1^{-\frac{1}{4}} X_2^{\frac{2}{4}} X_3^{-\frac{1}{4}}] + \\ + [Z_3^{\frac{1}{4}} Z_2^{\frac{2}{4}} Z_1^{\frac{3}{4}} Z_3'^{\frac{1}{4}} Z_2'^{-\frac{2}{4}} Z_1'^{-\frac{1}{4}} X_1^{\frac{2}{4}} X_2^{\frac{2}{4}} X_3^{-\frac{1}{4}}] \\ [Z_3^{\frac{1}{4}} Z_2^{\frac{2}{4}} Z_1^{\frac{3}{4}} Z_3'^{-\frac{3}{4}} Z_2'^{-\frac{2}{4}} Z_1'^{-\frac{1}{4}} X_1^{-\frac{1}{4}} X_2^{-\frac{2}{4}} X_3^{-\frac{1}{4}}] \\ [Z_3^{\frac{1}{4}} Z_2^{\frac{2}{4}} Z_1^{-\frac{1}{4}} Z_3'^{\frac{1}{4}} Z_2'^{-\frac{2}{4}} Z_1'^{-\frac{1}{4}} X_1^{-\frac{1}{4}} X_2^{-\frac{2}{4}} X_3^{-\frac{1}{4}}] + [Z_3^{\frac{1}{4}} Z_2^{\frac{2}{4}} Z_1^{-\frac{1}{4}} Z_3'^{\frac{1}{4}} Z_2'^{-\frac{2}{4}} Z_1'^{-\frac{1}{4}} X_1^{-\frac{1}{4}} X_2^{\frac{2}{4}} X_3^{-\frac{1}{4}}] \\ [Z_3^{\frac{1}{4}} Z_2^{\frac{2}{4}} Z_1^{-\frac{1}{4}} Z_3'^{-\frac{3}{4}} Z_2'^{-\frac{2}{4}} Z_1'^{-\frac{1}{4}} X_1^{-\frac{1}{4}} X_2^{-\frac{2}{4}} X_3^{-\frac{1}{4}}] \end{pmatrix}$$

satisfy Equation (*). For a computer verification of this, see Appendix B. We also demonstrate in the appendix that Equation (*) is satisfied by the entries a, b, c, d of the 2×2 sub-matrix (arranged as a 4×1 matrix) of \mathbf{R}^ω ,

$$\begin{pmatrix} a \\ b \\ c \\ d \end{pmatrix} = \begin{pmatrix} \mathbf{R}_{31}^\omega \\ \mathbf{R}_{32}^\omega \\ \mathbf{R}_{41}^\omega \\ \mathbf{R}_{42}^\omega \end{pmatrix} = \begin{pmatrix} [Z_3^{\frac{1}{4}} Z_2^{-\frac{1}{2}} Z_1^{-\frac{1}{4}} X_2^{\frac{1}{4}} X_1^{\frac{1}{2}} X_3^{\frac{1}{4}} Z_3''^{\frac{1}{4}} Z_2''^{\frac{1}{2}} Z_1''^{\frac{3}{4}}] \\ [Z_3^{\frac{1}{4}} Z_2^{-\frac{1}{2}} Z_1^{-\frac{1}{4}} X_2^{\frac{1}{4}} X_1^{-\frac{1}{2}} X_3^{\frac{1}{4}} Z_3''^{\frac{1}{4}} Z_2''^{\frac{1}{2}} Z_1''^{-\frac{1}{4}}] + [Z_3^{\frac{1}{4}} Z_2^{-\frac{1}{2}} Z_1^{-\frac{1}{4}} X_2^{\frac{1}{4}} X_1^{\frac{1}{2}} X_3^{\frac{1}{4}} Z_3''^{\frac{1}{4}} Z_2''^{\frac{1}{2}} Z_1''^{-\frac{1}{4}}] \\ [Z_3^{-\frac{3}{4}} Z_2^{-\frac{1}{2}} Z_1^{-\frac{1}{4}} X_2^{\frac{1}{4}} X_1^{\frac{1}{2}} X_3^{\frac{1}{4}} Z_3''^{\frac{1}{4}} Z_2''^{\frac{1}{2}} Z_1''^{\frac{3}{4}}] \\ [Z_3^{-\frac{3}{4}} Z_2^{-\frac{1}{2}} Z_1^{-\frac{1}{4}} X_2^{-\frac{3}{4}} X_1^{-\frac{1}{2}} X_3^{\frac{1}{4}} Z_3''^{\frac{1}{4}} Z_2''^{\frac{1}{2}} Z_1''^{-\frac{1}{4}}] + [Z_3^{-\frac{3}{4}} Z_2^{-\frac{1}{2}} Z_1^{-\frac{1}{4}} X_2^{\frac{1}{4}} X_1^{-\frac{1}{2}} X_3^{\frac{1}{4}} Z_3''^{\frac{1}{4}} Z_2''^{\frac{1}{2}} Z_1''^{-\frac{1}{4}}] + \\ + [Z_3^{-\frac{3}{4}} Z_2^{-\frac{1}{2}} Z_1^{-\frac{1}{4}} X_2^{\frac{1}{4}} X_1^{\frac{1}{2}} X_3^{\frac{1}{4}} Z_3''^{\frac{1}{4}} Z_2''^{\frac{1}{2}} Z_1''^{-\frac{1}{4}}] \end{pmatrix}.$$

2.6. Quantum tori for surfaces. For a dotted ideal triangulation λ of \mathfrak{S} , in §1.4 we defined the classical polynomial algebra $\mathcal{T}_n^1(\lambda) = \mathbb{C}[X_1^{\pm 1/n}, X_2^{\pm 1/n}, \dots, X_N^{\pm 1/n}]$ where there is one generator $X_i^{\pm 1/n}$ associated to every dot on λ . In the case where $\mathfrak{S} = \mathfrak{T}$ is an ideal triangle, in §2.2 we deformed the classical polynomial algebra $\mathcal{T}_n^1(\mathfrak{T})$ to a quantum torus $\mathcal{T}_n^\omega(\mathfrak{T})$. We now generalize the quantum torus $\mathcal{T}_n^\omega(\mathfrak{T})$ to a quantum torus $\mathcal{T}_n^\omega(\lambda)$ associated to the triangulated surface (\mathfrak{S}, λ) which deforms the classical polynomial algebra $\mathcal{T}_n^1(\lambda)$.

For each dotted triangle \mathfrak{T} of λ , associate a copy $\widehat{\mathfrak{T}}$ of \mathfrak{T} , which is also a dotted triangle, such as that shown in Figure 6b. Notice that the boundary $\partial\widehat{\mathfrak{T}}$ consists of three ideal edges. The dotted ideal triangulation λ can be reconstructed from the individual triangles $\widehat{\mathfrak{T}}$ by supplying additional gluing data. To each dotted triangle $\widehat{\mathfrak{T}}$ associate the Fock-Goncharov quantum torus $\mathcal{T}_n^\omega(\widehat{\mathfrak{T}})$ of the triangle $\widehat{\mathfrak{T}}$, whose coordinates we will denote by \widehat{X} .

Recall that a generator $\widehat{X}_{abc}^{\pm 1/n}$ of the quantum torus $\mathcal{T}_n^\omega(\widehat{\mathfrak{T}})$ is either a triangle-generator or an edge-generator. If $\widehat{X}_{abc}^{\pm 1/n}$ is an edge-generator, then there are two cases:

- the corresponding generator $X_i^{\pm 1/n}$ in the classical polynomial algebra $\mathcal{T}_n^1(\lambda)$ for the glued surface (\mathfrak{S}, λ) is a boundary-generator;
- the corresponding classical generator $X_i^{\pm 1/n}$ in $\mathcal{T}_n^1(\lambda)$ is an interior-generator.

In the second case, the corresponding interior-generator $X_i^{\pm 1/n}$ in $\mathcal{T}_n^1(\lambda)$ lies on an internal edge E of the ideal triangulation λ . So, there exists a triangle \mathfrak{T}' adjacent to \mathfrak{T} along the edge E . Moreover, there exists a unique edge-generator $\widehat{X}_{a'b'c'}^{\pm 1/n}$ in the quantum torus $\mathcal{T}_n^\omega(\widehat{\mathfrak{T}'})$ for the triangle $\widehat{\mathfrak{T}'}$ that also corresponds to the classical interior-generator $X_i^{\pm 1/n}$ in $\mathcal{T}_n^1(\lambda)$ lying on the internal edge E . Therefore, we may say that the two quantum generators $\widehat{X}_{abc}^{\pm 1/n}$ in $\mathcal{T}_n^\omega(\widehat{\mathfrak{T}})$ and $\widehat{X}_{a'b'c'}^{\pm 1/n}$ in $\mathcal{T}_n^\omega(\widehat{\mathfrak{T}'})$ correspond to one another; see Figure 16.

Definition 17. The *Fock-Goncharov quantum torus* $\mathcal{T}_n^\omega(\lambda)$ associated to the surface \mathfrak{S} equipped with the dotted ideal triangulation λ is the sub-algebra

$$\mathcal{T}_n^\omega(\lambda) \subseteq \bigotimes_{\text{copies } \widehat{\mathfrak{T}} \text{ of triangles } \mathfrak{T} \text{ of } \lambda} \mathcal{T}_n^\omega(\widehat{\mathfrak{T}})$$

of the tensor product of the Fock-Goncharov quantum tori $\mathcal{T}_n^\omega(\widehat{\mathfrak{T}})$ associated to the copies $\widehat{\mathfrak{T}}$ of the dotted triangles \mathfrak{T} of the ideal triangulation λ , generated:

- by triangle-generators $\widehat{X}_{abc}^{\pm 1/n}$ in $\mathcal{T}_n^\omega(\widehat{\mathfrak{T}})$;
- by tensor products $\widehat{X}_{abc}^{\pm 1/n} \otimes \widehat{X}_{a'b'c'}^{\pm 1/n}$ in $\mathcal{T}_n^\omega(\widehat{\mathfrak{T}}) \otimes \mathcal{T}_n^\omega(\widehat{\mathfrak{T}'})$ of corresponding edge-generators associated to a common internal edge E lying between two triangles \mathfrak{T} and \mathfrak{T}' in λ ;
- and by edge-generators $\widehat{X}_{abc}^{\pm 1/n}$ in $\mathcal{T}_n^\omega(\widehat{\mathfrak{T}})$ associated to boundary edges $E \subseteq \partial \mathfrak{S}$ of λ .

In particular, when $q = \omega = 1$, the Fock-Goncharov quantum torus $\mathcal{T}_n^1(\lambda)$ is naturally isomorphic to the classical polynomial algebra $\mathbb{C}[X_1^{\pm 1/n}, X_2^{\pm 1/n}, \dots, X_N^{\pm 1/n}]$.

Henceforth, we will omit the “hat” symbol in the notation, identifying triangles \mathfrak{T} with $\widehat{\mathfrak{T}}$.

Remark 18. A crucial difference between the local quantum tori $\mathcal{T}_n^\omega(\mathfrak{T})$ for the triangles \mathfrak{T} and the global quantum torus $\mathcal{T}_n^\omega(\lambda)$ for the triangulated surface (\mathfrak{S}, λ) is that two edge-generators $X_{abc}^{\pm 1/n}$ and $X_{ABC}^{\pm 1/n}$ in $\mathcal{T}_n^\omega(\mathfrak{T})$ lying on the same boundary edge of \mathfrak{T} may q -commute, but the corresponding interior-generators $X_{abc}^{\pm 1/n} \otimes X_{a'b'c'}^{\pm 1/n}$ and $X_{ABC}^{\pm 1/n} \otimes X_{A'B'C'}^{\pm 1/n}$ in $\mathcal{T}_n^\omega(\lambda)$ always commute. This is because the two triangles’ \mathfrak{T} and \mathfrak{T}' quivers’ orientations “go against each other” (Figures 12, 16). Intuitively, the local q -commutation relations on the boundary are created by “splitting the edge-coordinates in half” at the quantum level (Remarks 4, 11). This phenomenon does not occur for SL_2 because there each edge carries only one coordinate.



FIGURE 16. Interior-generators as tensor products of local edge-generators

3. MAIN THEOREM: QUANTUM TRACE POLYNOMIALS FOR SL_3

3.1. Framed oriented links in thickened surfaces. So far, we have been working in the 2-dimensional setting of the punctured surface \mathfrak{S} . From now on, we work in the 3-dimensional setting of the thickened surface $\mathfrak{S} \times (0, 1)$.

Here we follow [BW11, §3.1], one major difference being that we consider oriented links.

Definition 19. A *framed oriented link* K in the thickened surface $\mathfrak{S} \times (0, 1)$ is a compact oriented one-dimensional manifold, possibly-with-boundary, $K \subseteq \mathfrak{S} \times (0, 1)$ that is embedded in $\mathfrak{S} \times (0, 1)$ and is equipped with a *framing*, satisfying the following properties:

- we have $\partial K = K \cap ((\partial \mathfrak{S}) \times (0, 1))$;

- the framing at a boundary point of K is *vertical*, meaning parallel to the $(0, 1)$ axis, and points in the 1 direction (or, in pictures, toward the eye of the reader);
- for each boundary component k of \mathfrak{S} , the finitely many points $(\partial K) \cap (k \times (0, 1))$ have distinct *heights*, meaning that the coordinates with respect to $(0, 1)$ are distinct.

Here, by a framing, we mean the choice of a continuous assignment along the link K of non-zero vectors in the tangent spaces of $\mathfrak{S} \times (0, 1)$ such that this vector field on K is everywhere transverse (that is, non-parallel) to K .

A *framed oriented knot* K is a closed framed oriented link (namely, a framed oriented link with empty boundary $\partial K = \emptyset$) with one connected component.

Two framed oriented links K and K' are *isotopic* if K can be smoothly deformed to K' through the class of framed oriented links.

By possibly introducing kinks (Figures 3a and 3b), one can always isotope a framed link so that it has *blackboard framing*, meaning constant vertical framing in the 1 direction.

It is common to think of a framed link K as a “ribbon”, namely an annulus embedded in $\mathfrak{S} \times (0, 1)$ where the framing becomes a continuous choice of normal vector on the annulus.

Remark 20. Instead of using the picture conventions of [BW11, §3.5], in our diagrams we will say explicitly which points lying on a single boundary component $k \times (0, 1)$ are higher and which are lower with respect to the $(0, 1)$ direction. Note that by convention all link diagrams represent blackboard-framed links.

3.2. Stated links. To deal algebraically with links-with-boundary, we need another concept.

Definition 21. A *n -stated framed oriented link* (K, s) is the data of a framed oriented link K equipped with a set function

$$s : \partial K \rightarrow \{1, 2, \dots, n\}$$

called the *state function*, assigning to each element of the boundary of the link a *state*, namely a number in $\{1, 2, \dots, n\}$.

Notice that a stated closed link is the same thing as a closed link.

As for links, there is the notion of *isotopy* of stated links.

Let (K, s) be a stated framed oriented link in a triangulated surface (\mathfrak{S}, λ) obtained by gluing together two triangulated surfaces $(\mathfrak{S}_1, \lambda_1)$ and $(\mathfrak{S}_2, \lambda_2)$. Let (K_1, s_1) and (K_2, s_2) be the associated links in \mathfrak{S}_1 and \mathfrak{S}_2 . We say the states s_1 and s_2 are *compatible* if their values agree on the common boundaries of K_1 and K_2 (resulting from cutting K).

3.3. Main result. We now restrict to the case $n = 3$. Let the surface \mathfrak{S} be equipped with a dotted ideal triangulation λ . Recall the Fock-Goncharov quantum torus $\mathcal{T}_3^\omega(\lambda) \subseteq \bigotimes_{\text{triangles } \mathfrak{T} \text{ of } \lambda} \mathcal{T}_3^\omega(\mathfrak{T})$ associated to this data; see Definition 17.

Note that if $K \subseteq \mathfrak{S} \times (0, 1)$ is a framed oriented knot (meaning, in particular, that it is closed), and if $\pi : \mathfrak{S} \times (0, 1) \rightarrow \mathfrak{S} \times \{\frac{1}{2}\} \cong \mathfrak{S}$ is the natural projection, then, possibly after an arbitrarily small perturbation of the knot K , we have that $\gamma = \pi(K)$ is an immersed oriented closed curve in \mathfrak{S} , so we may consider the classical trace polynomial $\widetilde{\text{Tr}}_\gamma(X_i^{1/3})$ in $\mathcal{T}_3^1(\lambda) = \mathbb{C}[X_1^{\pm 1/3}, X_2^{\pm 1/3}, \dots, X_N^{\pm 1/3}]$ associated to γ ; see Definition 6.

We now give a more detailed version of Theorem 2 from the Introduction. Technically, our solution involves choosing a square root $\omega^{1/2}$ of the parameter ω appearing in the statement (see also the comment about closed links in §4.4). Proofs will be given in §4, 5.

Theorem 22 (SL₃-quantum trace polynomials). *Let $q \in \mathbb{C} - \{0\}$ be a non-zero complex number, and let $\omega = q^{1/3^2}$ be a 3²-root of q ; choose also $\omega^{1/2}$. There is a function of sets*

$$\mathrm{Tr}_\lambda^\omega : \{\text{stated framed oriented links } (K, s) \text{ in } \mathfrak{S} \times (0, 1)\} \longrightarrow \mathfrak{T}_3^\omega(\lambda)$$

satisfying the following properties:

- (A) *the element $\mathrm{Tr}_\lambda^\omega(K, s) \in \mathfrak{T}_3^\omega(\lambda)$ is invariant under isotopy of stated framed oriented links;*
- (B) *the SL₃-HOMFLYPT skein relation (Figure 1 with $n = 3$) holds;*
- (C) *the SL₃-quantum unknot and framing relations (Figures 2 and 3 with $n = 3$) hold.*

Complement 23. *Moreover, this invariant satisfies the following additional properties:*

- *(Classical Trace Property) Let $q = \omega = \omega^{1/2} = 1$ and let K be a closed blackboard-framed oriented knot. Then,*

$$\mathrm{Tr}_\lambda^1(K) = \widetilde{\mathrm{Tr}}_\gamma(X_i^{1/3}) \in \mathfrak{T}_3^1(\lambda),$$

where γ is the immersed oriented closed curve obtained by projecting K to \mathfrak{S} .

- *(Multiplication Property) Let $(K, s) = (K_1, s_1) \sqcup (K_2, s_2) \sqcup \cdots \sqcup (K_\ell, s_\ell)$ be a stated framed oriented link, written as a union of its components K_j . Assume moreover that K_{j-1} lies entirely below K_j in $\mathfrak{S} \times (0, 1)$, with respect to the second coordinate. Then,*

$$\mathrm{Tr}_\lambda^\omega(K, s) = \mathrm{Tr}_\lambda^\omega(K_1, s_1) \mathrm{Tr}_\lambda^\omega(K_2, s_2) \cdots \mathrm{Tr}_\lambda^\omega(K_\ell, s_\ell) \in \mathfrak{T}_3^\omega(\lambda).$$

Note that the order of multiplication matters, since $\mathfrak{T}_3^\omega(\lambda)$ is noncommutative.

- *(State Sum Property) Let (K, s) be a stated framed oriented link in a triangulated surface (\mathfrak{S}, λ) obtained by gluing together two triangulated surfaces $(\mathfrak{S}_1, \lambda_1)$ and $(\mathfrak{S}_2, \lambda_2)$. Let (K_1, s_1) and (K_2, s_2) be the associated links in \mathfrak{S}_1 and \mathfrak{S}_2 . Then,*

$$\mathrm{Tr}_\lambda^\omega(K, s) = \sum_{\text{compatible } s_1, s_2} \mathrm{Tr}_{\lambda_1}^\omega(K_1, s_1) \otimes \mathrm{Tr}_{\lambda_2}^\omega(K_2, s_2) \in \mathfrak{T}_3^\omega(\lambda).$$

4. QUANTUM TRACE POLYNOMIALS FOR SL _{n}

A generalized version of Theorem 22 and Complement 23 should hold in the case of SL _{n} , by replacing 3 with n everywhere in the statement. In this section, we construct the quantum trace map $\mathrm{Tr}_\lambda^\omega$ for general n ; however, we only give a proof that it is well-defined for $n = 3$. When $n = 2$, our construction coincides with that in [BW11]. In particular, it gives a way to think of their construction, which was defined for un-oriented links, in terms of oriented links.

As indicated in the previous remark, we will propose a definition for $\mathrm{Tr}_\lambda^\omega$ for general n . Throughout, fix $q \in \mathbb{C} - \{0\}$ and a n^2 -root $\omega = q^{1/n^2} \in \mathbb{C} - \{0\}$ of q . Technically, also choose $\omega^{1/2}$. For concreteness, along the way we will give explicit formulas for the case $n = 3$.

4.1. Matrix conventions. We will need to display 3×3 and $3^2 \times 3^2$ matrices. Lower indices will indicate rows and upper indices will indicate columns. A 3×3 matrix $\mathbf{M} = (M_i^j)$ will be displayed in the general form

$$\mathbf{M} = \begin{pmatrix} M_1^1 & M_1^2 & M_1^3 \\ M_2^1 & M_2^2 & M_2^3 \\ M_3^1 & M_3^2 & M_3^3 \end{pmatrix}.$$

A $3^2 \times 3^2$ matrix $\mathbf{M} = (M_{i_1 i_2}^{j_1 j_2})$ will be displayed in the general form

$$\mathbf{M} = \begin{pmatrix} M_{11}^{11} & M_{11}^{12} & M_{11}^{13} & M_{11}^{21} & M_{11}^{22} & M_{11}^{23} & M_{11}^{31} & M_{11}^{32} & M_{11}^{33} \\ M_{12}^{11} & M_{12}^{12} & M_{12}^{13} & M_{12}^{21} & M_{12}^{22} & M_{12}^{23} & M_{12}^{31} & M_{12}^{32} & M_{12}^{33} \\ M_{13}^{11} & M_{13}^{12} & M_{13}^{13} & M_{13}^{21} & M_{13}^{22} & M_{13}^{23} & M_{13}^{31} & M_{13}^{32} & M_{13}^{33} \\ M_{21}^{11} & M_{21}^{12} & M_{21}^{13} & M_{21}^{21} & M_{21}^{22} & M_{21}^{23} & M_{21}^{31} & M_{21}^{32} & M_{21}^{33} \\ M_{22}^{11} & M_{22}^{12} & M_{22}^{13} & M_{22}^{21} & M_{22}^{22} & M_{22}^{23} & M_{22}^{31} & M_{22}^{32} & M_{22}^{33} \\ M_{23}^{11} & M_{23}^{12} & M_{23}^{13} & M_{23}^{21} & M_{23}^{22} & M_{23}^{23} & M_{23}^{31} & M_{23}^{32} & M_{23}^{33} \\ M_{31}^{11} & M_{31}^{12} & M_{31}^{13} & M_{31}^{21} & M_{31}^{22} & M_{31}^{23} & M_{31}^{31} & M_{31}^{32} & M_{31}^{33} \\ M_{32}^{11} & M_{32}^{12} & M_{32}^{13} & M_{32}^{21} & M_{32}^{22} & M_{32}^{23} & M_{32}^{31} & M_{32}^{32} & M_{32}^{33} \\ M_{33}^{11} & M_{33}^{12} & M_{33}^{13} & M_{33}^{21} & M_{33}^{22} & M_{33}^{23} & M_{33}^{31} & M_{33}^{32} & M_{33}^{33} \end{pmatrix}.$$

If V and W are finite-dimensional complex vector spaces with bases $\{v_1, \dots, v_m\}$ and $\{w_1, \dots, w_p\}$ and if $T : V \rightarrow W$ is a linear map, we define the $p \times m$ matrix $[T] \in M_{p,m}(\mathbb{C})$ associated to T and these bases of V and W by the property

$$T(v_j) = \sum_{i=1}^p [T]_i^j w_i \quad (j = 1, 2, \dots, m).$$

4.2. Biangle quantum trace map. A *biangle* \mathfrak{B} is a closed disk with two punctures on its boundary. Biangles do not admit ideal triangulations, so \mathfrak{S} is never a biangle. Nevertheless, we may still consider stated framed oriented links (K, s) in the thickened biangle $\mathfrak{B} \times (0, 1)$ defined just as before. In this subsection, we will implicitly use Reshetikhin-Turaev's famous construction [RT90] to provide an analogue of Theorem 22 for biangles valued in the complex numbers \mathbb{C} ; see Appendix A for the explicit (and more conceptual) connection to [RT90].

In order to state the result, we need to define some elementary matrices associated to certain local link diagrams, namely various U-turns and crossings.

Note that this section does not require a choice of square root $\omega^{1/2}$.

4.2.1. U-turns. We begin with the U-turns. In Figures 17 and 18, we show the four possible U-turns, which are in particular stated framed oriented links with the blackboard framing.

In accordance with our picture conventions (see Remark 20), the boundary point of the link that is labeled “Higher” or “H” is higher, namely has a greater coordinate with respect to the $(0, 1)$ direction, than the boundary point of the link that is labeled “Lower” or “L”.

Definition 24.

- For general n , the SL_n -coribbon element is

$$\bar{\zeta}_n = (-1)^{n-1} q^{(1-n^2)/n} \quad \left(:= (-1)^{n-1} \omega^{n(1-n^2)} \right) \in \mathbb{C}.$$

Note the overbar notation in $\bar{\zeta}_n$ does *not* mean “complex conjugation”; for the categorical context, see §A.3.2.

- Next, we define the *square root of the (signed) coribbon element* by

$$\bar{\sigma}_n = +q^{(1-n^2)/2n} \quad \left(:= +\omega^{n(1-n^2)/2} \right) \in \mathbb{C}.$$

We need the parenthetical “signed” because we can only say $\bar{\sigma}_n^2 = (-1)^{n-1} \bar{\zeta}_n$. Note that $n(1-n^2)$ is always even, so here we do not need to choose a square root $\omega^{1/2}$.

- Lastly, define a $n \times n$ matrix \mathbf{U}^q by

$$\mathbf{U}^q = \bar{\sigma}_n \begin{pmatrix} & & & (-1)^{n-1} q^{(1-n)/2} \\ & & \ddots & \\ & & +q^{(n-5)/2} & \\ & -q^{(n-3)/2} & & \\ +q^{(n-1)/2} & & & \end{pmatrix} \in M_n(\mathbb{C})$$

where it is implicit that we are putting $q = \omega^{n^2}$ as above, so $q^{(n-1-2k)/2}$ is defined. Observe that the common ratio between adjacent entries in the matrix is equal to $-q$. Note also that putting $q = \omega = 1$ recovers the classical U-turn matrix \mathbf{U} from §1.6.



FIGURE 17. Decreasing U-turns



FIGURE 18. Increasing U-turns

For example, in the case $n = 3$, the 3×3 matrix \mathbf{U}^q is

$$\mathbf{U}^q = +q^{-4/3} \begin{pmatrix} 0 & 0 & +q^{-1} \\ 0 & -1 & 0 \\ +q & 0 & 0 \end{pmatrix} \in M_3(\mathbb{C}).$$

Now, for each pair of states $s_1, s_2 \in \{1, 2, \dots, n\}$, define four complex numbers

$$\mathrm{Tr}_{\mathfrak{B}}^{\omega}(U_{\mathrm{dec}/s_1}^{\mathrm{cw}})^{s_2}, \quad \mathrm{Tr}_{\mathfrak{B}}^{\omega}(U_{\mathrm{dec}/s_1}^{\mathrm{ccw}})^{s_2}, \quad \mathrm{Tr}_{\mathfrak{B}}^{\omega}(U_{\mathrm{inc}/s_1}^{\mathrm{ccw}})^{s_2}, \quad \mathrm{Tr}_{\mathfrak{B}}^{\omega}(U_{\mathrm{inc}/s_1}^{\mathrm{cw}})^{s_2} \in \mathbb{C},$$

by the matrix equations

$$\begin{aligned} (\mathrm{Tr}_{\mathfrak{B}}^{\omega}(U_{\mathrm{dec}/s_1}^{\mathrm{cw}})^{s_2}) &= \mathbf{U}^q && \in M_n(\mathbb{C}), \\ (\mathrm{Tr}_{\mathfrak{B}}^{\omega}(U_{\mathrm{dec}/s_1}^{\mathrm{ccw}})^{s_2}) &= (\bar{\zeta}_n)^{-1} \mathbf{U}^q && \in M_n(\mathbb{C}), \\ (\mathrm{Tr}_{\mathfrak{B}}^{\omega}(U_{\mathrm{inc}/s_1}^{\mathrm{ccw}})^{s_2}) &= (\mathbf{U}^q)^{\mathrm{T}} && \in M_n(\mathbb{C}), \\ (\mathrm{Tr}_{\mathfrak{B}}^{\omega}(U_{\mathrm{inc}/s_1}^{\mathrm{cw}})^{s_2}) &= (\bar{\zeta}_n)^{-1} (\mathbf{U}^q)^{\mathrm{T}} && \in M_n(\mathbb{C}); \end{aligned}$$

see §4.1. Here, the superscript T indicates that we are taking the matrix transpose.

Note that, in the case $n = 3$, in the above formulas $(\bar{\zeta}_3)^{-1} = +q^{+8/3}$.

Remark 25. When $n = 2$, these formulas agree with those in [BW11, Proposition 13.2.b] for the underlying un-oriented link, taking $\alpha = -\omega^{-5}$ and $\beta = \omega^{-1}$; see [BW11, Prop. 26].

4.2.2. *Crossings.* Next, we address crossings. Shown in Figures 19 and 20 are the eight possible crossings, with blackboard framing and adhering to the usual picture conventions.

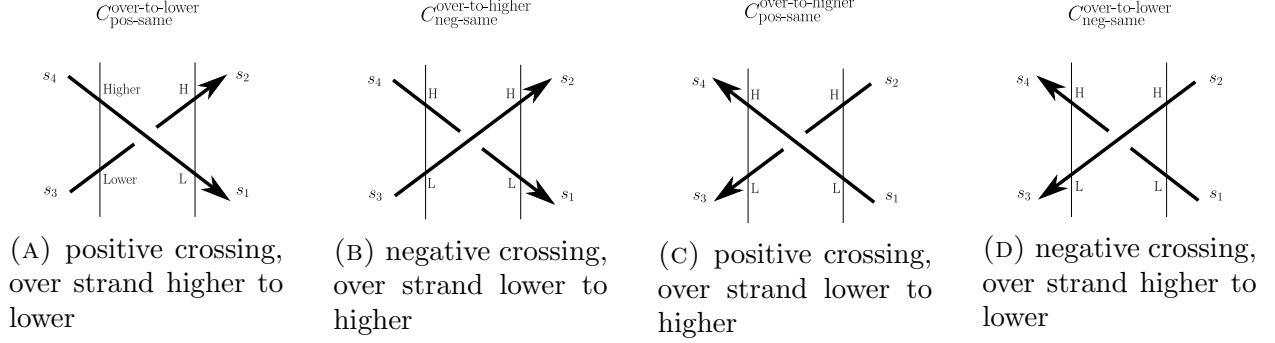


FIGURE 19. Same direction crossings

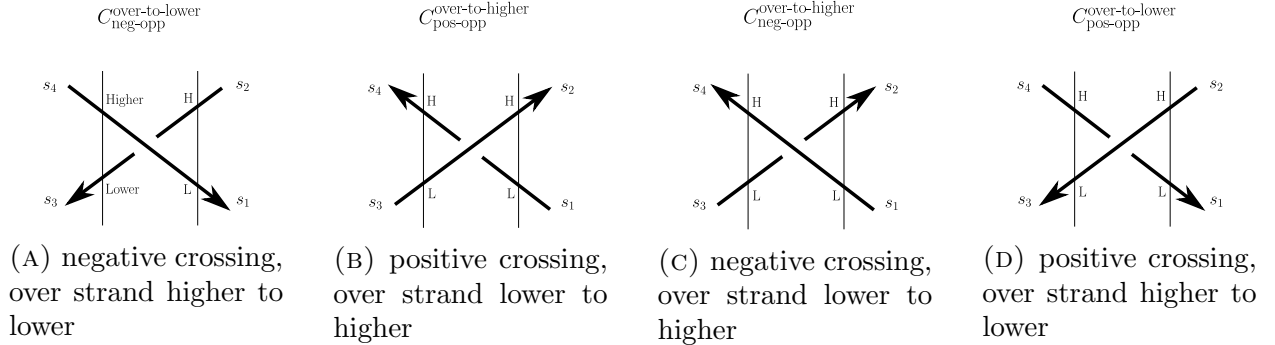


FIGURE 20. Opposite direction crossings

Let V be a n -dimensional complex vector space, and let V^* be the complex vector space dual to V . Choose a linear basis $\{e^1, e^2, \dots, e^n\}$ for V , and let $\{e_1^*, e_2^*, \dots, e_n^*\}$ be the corresponding dual basis for V^* . Define four linear isomorphisms

$$\begin{aligned} \bar{c}_{V,V} : V \otimes V &\longrightarrow V \otimes V, & \bar{c}_{V^*,V^*} : V^* \otimes V^* &\longrightarrow V^* \otimes V^*, \\ \bar{c}_{V^*,V} : V^* \otimes V &\longrightarrow V \otimes V^*, & \bar{c}_{V,V^*} : V \otimes V^* &\longrightarrow V^* \otimes V \end{aligned}$$

by extending linearly the following assignments for tensor product basis elements

$$\begin{aligned} \bar{c}_{V,V}(e^i \otimes e^j) &= q^{+1/n} \begin{cases} q^{-1}e^i \otimes e^i, & i = j, \\ (q^{-1} - q)e^i \otimes e^j + e^j \otimes e^i, & i < j, \\ e^j \otimes e^i, & i > j, \end{cases} \\ \bar{c}_{V^*,V^*}(e_i^* \otimes e_j^*) &= q^{+1/n} \begin{cases} q^{-1}e_i^* \otimes e_i^*, & i = j, \\ (q^{-1} - q)e_i^* \otimes e_j^* + e_j^* \otimes e_i^*, & i > j, \\ e_j^* \otimes e_i^*, & i < j, \end{cases} \end{aligned}$$

$$\bar{c}_{V^*,V}(e_i^* \otimes e^j) = q^{-1/n} \begin{cases} qe^i \otimes e_i^* + (q - q^{-1}) \sum_{1 \leq k < i} e^k \otimes e_k^*, & i = j, \\ e^j \otimes e_i^*, & i \neq j. \end{cases}$$

$$\bar{c}_{V,V^*}(e^i \otimes e_j^*) = q^{-1/n} \begin{cases} qe_i^* \otimes e^i + (q - q^{-1}) \sum_{i < k \leq n} q^{2(k-i)} e_k^* \otimes e^k, & i = j, \\ e_j^* \otimes e^i, & i \neq j. \end{cases}$$

Define bases $\beta_{V,V}$, β_{V^*,V^*} , $\beta_{V^*,V}$, and β_{V,V^*} of $V \otimes V$, $V^* \otimes V^*$, $V^* \otimes V$, and $V \otimes V^*$ by

$$\begin{aligned} (\beta_{V,V})_{ij} &= e^i \otimes e^j, \\ (\beta_{V^*,V^*})_{ij} &= (-q)^{n-i} e_{n-i+1}^* \otimes (-q)^{n-j} e_{n-j+1}^*, \\ (\beta_{V^*,V})_{ij} &= (-q)^{n-i} e_{n-i+1}^* \otimes e^j, \\ (\beta_{V,V^*})_{ij} &= e^i \otimes (-q)^{n-j} e_{n-j+1}^*. \end{aligned}$$

For example, when $n = 2$, the ordered basis $\beta_{V,V} = \{e^1 \otimes e^1, e^1 \otimes e^2, e^2 \otimes e^1, e^2 \otimes e^2\}$.

The following fact motivates the definition of the matrices $\mathbf{C}_{\text{same}}^q$ and $\mathbf{C}_{\text{opp}}^q$ below, but is not explicitly used in the remainder of the paper.

Fact 26. *We have the following equalities of matrices*

$$\begin{aligned} \mathbf{C}_{\text{same}}^q &:= [\bar{c}_{V,V}] = [\bar{c}_{V^*,V^*}] \in \text{M}_{n^2}(\mathbb{C}), \\ \mathbf{C}_{\text{opp}}^q &:= [\bar{c}_{V^*,V}] = [\bar{c}_{V,V^*}] \in \text{M}_{n^2}(\mathbb{C}) \end{aligned}$$

representing the linear isomorphisms $\bar{c}_{V,V}$, \bar{c}_{V^*,V^*} , $\bar{c}_{V^*,V}$ and \bar{c}_{V,V^*} when expressed in terms of the bases $\beta_{V,V}$, β_{V^*,V^*} , $\beta_{V^*,V}$ and β_{V,V^*} .

Proof. This is a simple calculation from the above definitions. \square

See Remark 27 for a discussion of how Fact 26 relates to the (dual) quantum group SL_n^q .

An observation is that, for general n , when $q = \omega = 1$ then the two matrices $\mathbf{C}_{\text{same}}^1$ and $\mathbf{C}_{\text{opp}}^1$ are identical. For another property of these so-called *R-matrices*, see §4.4.1.

For example, in the case $n = 3$, these two $3^2 \times 3^2$ matrices $\mathbf{C}_{\text{same}}^q$ and $\mathbf{C}_{\text{opp}}^q$ are given by

$$\mathbf{C}_{\text{same}}^q = q^{+1/3} \begin{pmatrix} q^{-1} & 0 & 0 & 0 & 0 & 0 & 0 & 0 & 0 \\ 0 & q^{-1}-q & 0 & 1 & 0 & 0 & 0 & 0 & 0 \\ 0 & 0 & q^{-1}-q & 0 & 0 & 0 & 1 & 0 & 0 \\ 0 & 1 & 0 & 0 & 0 & 0 & 0 & 0 & 0 \\ 0 & 0 & 0 & 0 & q^{-1} & 0 & 0 & 0 & 0 \\ 0 & 0 & 0 & 0 & 0 & q^{-1}-q & 0 & 1 & 0 \\ 0 & 0 & 1 & 0 & 0 & 0 & 0 & 0 & 0 \\ 0 & 0 & 0 & 0 & 0 & 1 & 0 & 0 & 0 \\ 0 & 0 & 0 & 0 & 0 & 0 & 0 & 0 & q^{-1} \end{pmatrix} \in \text{M}_{3^2}(\mathbb{C}),$$

$$\mathbf{C}_{\text{opp}}^q = q^{+2/3} \begin{pmatrix} q^{-1} & 0 & 0 & 0 & 0 & 0 & 0 & 0 & 0 \\ 0 & 0 & 0 & q^{-1} & 0 & 0 & 0 & 0 & 0 \\ 0 & 0 & q^2-1 & 0 & q^{-1}-q & 0 & 1 & 0 & 0 \\ 0 & q^{-1} & 0 & 0 & 0 & 0 & 0 & 0 & 0 \\ 0 & 0 & q^{-1}-q & 0 & 1 & 0 & 0 & 0 & 0 \\ 0 & 0 & 0 & 0 & 0 & 0 & 0 & q^{-1} & 0 \\ 0 & 0 & 1 & 0 & 0 & 0 & 0 & 0 & 0 \\ 0 & 0 & 0 & 0 & 0 & q^{-1} & 0 & 0 & 0 \\ 0 & 0 & 0 & 0 & 0 & 0 & 0 & 0 & q^{-1} \end{pmatrix} \in \text{M}_{3^2}(\mathbb{C}).$$

Now, define for each quadruple of states $s_1, s_2, s_3, s_4 \in \{1, 2, \dots, n\}$ eight complex numbers

$$\begin{aligned} \text{Tr}_{\mathfrak{B}}^\omega(C_{\text{pos-same}}^{\text{over-to-lower}})_{s_1 s_2}^{s_3 s_4}, & \quad \text{Tr}_{\mathfrak{B}}^\omega(C_{\text{neg-same}}^{\text{over-to-higher}})_{s_1 s_2}^{s_3 s_4}, & \quad \text{Tr}_{\mathfrak{B}}^\omega(C_{\text{pos-same}}^{\text{over-to-higher}})_{s_1 s_2}^{s_3 s_4}, & \quad \text{Tr}_{\mathfrak{B}}^\omega(C_{\text{neg-same}}^{\text{over-to-lower}})_{s_1 s_2}^{s_3 s_4}, \\ \text{Tr}_{\mathfrak{B}}^\omega(C_{\text{neg-opp}}^{\text{over-to-lower}})_{s_1 s_2}^{s_3 s_4}, & \quad \text{Tr}_{\mathfrak{B}}^\omega(C_{\text{pos-opp}}^{\text{over-to-higher}})_{s_1 s_2}^{s_3 s_4}, & \quad \text{Tr}_{\mathfrak{B}}^\omega(C_{\text{neg-opp}}^{\text{over-to-higher}})_{s_1 s_2}^{s_3 s_4}, & \quad \text{Tr}_{\mathfrak{B}}^\omega(C_{\text{pos-opp}}^{\text{over-to-lower}})_{s_1 s_2}^{s_3 s_4}, \end{aligned}$$

by the matrix equations

$$\begin{aligned}
(\mathrm{Tr}_{\mathfrak{B}}^{\omega}(C_{\text{pos-same}}^{\text{over-to-lower}})_{s_1 s_2}^{s_3 s_4}) &= \mathbf{C}_{\text{same}}^q \in M_{n^2}(\mathbb{C}), \\
(\mathrm{Tr}_{\mathfrak{B}}^{\omega}(C_{\text{neg-same}}^{\text{over-to-higher}})_{s_1 s_2}^{s_3 s_4}) &= (\mathbf{C}_{\text{same}}^q)^{-1} \in M_{n^2}(\mathbb{C}), \\
(\mathrm{Tr}_{\mathfrak{B}}^{\omega}(C_{\text{pos-same}}^{\text{over-to-higher}})_{s_1 s_2}^{s_3 s_4}) &= \mathbf{C}_{\text{same}}^q \in M_{n^2}(\mathbb{C}), \\
(\mathrm{Tr}_{\mathfrak{B}}^{\omega}(C_{\text{neg-same}}^{\text{over-to-lower}})_{s_1 s_2}^{s_3 s_4}) &= (\mathbf{C}_{\text{same}}^q)^{-1} \in M_{n^2}(\mathbb{C}), \\
(\mathrm{Tr}_{\mathfrak{B}}^{\omega}(C_{\text{neg-opp}}^{\text{over-to-lower}})_{s_1 s_2}^{s_3 s_4}) &= \mathbf{C}_{\text{opp}}^q \in M_{n^2}(\mathbb{C}), \\
(\mathrm{Tr}_{\mathfrak{B}}^{\omega}(C_{\text{pos-opp}}^{\text{over-to-higher}})_{s_1 s_2}^{s_3 s_4}) &= (\mathbf{C}_{\text{opp}}^q)^{-1} \in M_{n^2}(\mathbb{C}), \\
(\mathrm{Tr}_{\mathfrak{B}}^{\omega}(C_{\text{neg-opp}}^{\text{over-to-higher}})_{s_1 s_2}^{s_3 s_4}) &= \mathbf{C}_{\text{opp}}^q \in M_{n^2}(\mathbb{C}), \\
(\mathrm{Tr}_{\mathfrak{B}}^{\omega}(C_{\text{pos-opp}}^{\text{over-to-lower}})_{s_1 s_2}^{s_3 s_4}) &= (\mathbf{C}_{\text{opp}}^q)^{-1} \in M_{n^2}(\mathbb{C}).
\end{aligned}$$

Remark 27. In the case $n = 2$, these formulas agree with those in [BW11, Lemma 22], for the underlying un-oriented link, taking $A = \omega^{-2}$, $\alpha = -\omega^{-5}$ and $\beta = \omega^{-1}$ (see [BW11, Proposition 26]). In particular, as another reflection of the un-oriented nature of SL_2 , when $n = 2$ the two matrices $\mathbf{C}_{\text{same}}^q$ and $\mathbf{C}_{\text{opp}}^q$ are identical *for all q and ω* (we saw above that, for general n , this is only true for $q = \omega = 1$). This can be explained conceptually as follows. For any n , the vector spaces V and V^* can be given the structure of a *right* SL_n^q -comodule; see Appendix A. When $n = 2$, the linear isomorphism $V \rightarrow V^*$, $e^1 \mapsto -qe_2^*$, $e^2 \mapsto e_1^*$ is an isomorphism of right SL_2^q -comodules, but this is not true for $n > 2$. This explains why, in a loose sense, the choices above for the bases $\beta_{V,V}$, β_{V^*,V^*} , $\beta_{V^*,V}$ and β_{V,V^*} are “preferred”.

The linear isomorphisms $\bar{c}_{V,V}$, \bar{c}_{V^*,V^*} , $\bar{c}_{V^*,V}$ and \bar{c}_{V,V^*} arise naturally as braidings in the ribbon category of finite-dimensional right SL_n^q -comodules, where the categorical coribbon element $\bar{\zeta}_{SL_n^q}$ is essentially given by Definition 24; see Appendix A. Perhaps more interestingly, we have implicitly taken a “symmetrized” duality, as opposed to the “usual” duality, which is more fitting to the current 3-dimensional setting. In the notation of [Kas95] (compare [Kas95, Chapter XIV.2, Example 1]), our symmetrized dualities b_V and d_V are related to the usual ones by $b_V = \lambda b_V^{\text{Kassel}}$ and $d_V = \lambda^{-1} d_V^{\text{Kassel}}$, where $\lambda = q^{(1-n)/2n} = \bar{\sigma}_n q^{(n-1)/2}$; see Appendix A. Note that λ is the bottom left entry of \mathbf{U}^q , see Definition 24.

4.2.3. Trivial strand. Lastly, consider a single strand crossing from one boundary edge of the biangle to the other boundary edge, as shown in Figure 21. Notice that the height of the strand with respect to the $(0, 1)$ component does not play a role in this particular case.

Then, this corresponds to the $n^2 \times n^2$ identity matrix. That is, define for each pair of states $s_1, s_2 \in \{1, 2, \dots, n\}$ the complex number $\mathrm{Tr}_{\mathfrak{B}}^{\omega}(I)_{s_1}^{s_2}$ by the matrix equation

$$(\mathrm{Tr}_{\mathfrak{B}}^{\omega}(I)_{s_1}^{s_2}) = \mathbf{Id}_{n^2} \in M_{n^2}(\mathbb{C}).$$

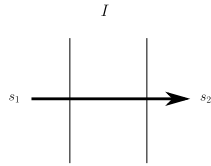


FIGURE 21. Single strand crossing the biangle

4.2.4. *Kinks and the biangle quantum trace map.* So far, we have assigned complex numbers $\text{Tr}_{\mathfrak{B}}^{\omega}(K, s)$ to a handful of small stated blackboard-framed oriented links (K, s) —but not their isotopy classes—in the thickened biangle $\mathfrak{B} \times (0, 1)$. We now provide the general assignment.

Parametrize the thickened biangle $\mathfrak{B} \times (0, 1) \cong [0, 1] \times \mathbb{R} \times (0, 1)$ such that, in Figure 21 say, the first coordinate points along the page to the right, the second coordinate points along the page up, and the third coordinate points out of the page toward the eye of the reader. Note this parametrization is not canonical: there are two possibilities, related by “turning the biangle on its head”. It happens that the construction is independent of this choice of parametrization (see the discussion after Proposition 28 below).

In the following, we conflate links with their *diagrams*, namely their projections onto the biangle \mathfrak{B} equipped with over/under crossing information. We always assume K is a generic blackboard-framed diagram, such that higher points of $K \cap (\{0\} \times \mathbb{R} \times (0, 1))$ (resp. $K \cap (\{1\} \times \mathbb{R} \times (0, 1))$) have larger second coordinates, relatively speaking, with respect to the parametrization of $\mathfrak{B} \times (0, 1) \cong [0, 1] \times \mathbb{R} \times (0, 1)$; e.g., Figures 17, 18, 19, 20, 21. (Here, “higher” is measured with respect to the third coordinate.) This can always be achieved by a “horizontal” isotopy of K on the boundary of $\mathfrak{B} \times (0, 1)$; see §3.1.

Assume first that the diagram K has no kinks. Fixing endpoints, isotope K into *bridge position*. More precisely, after isotopy there exists a partition $0 = x_0, x_1, \dots, x_p = 1$ of $[0, 1]$ such that $K \cap ([x_i, x_{i+1}] \times \mathbb{R} \times (0, 1)) = L_i = \sqcup_{i_\ell} l_{i_\ell}$ is a disjoint union of links l_{i_ℓ} satisfying:

- the higher points of $L_i \cap (\{x_i\} \times \mathbb{R} \times (0, 1))$ have a larger second coordinate;
- for each i , there is a single i_ℓ such that l_{i_ℓ} is either a crossing (Figures 19, 20) or a U-turn (Figures 17, 18), and the other l_{i_ℓ} ’s are trivial (Figure 21 and its inverse).

Compare [BW11, §4, proof of Lemma 15]. For each $i = 0, 1, \dots, p-1$ and any state t_i on L_i , put $\text{Tr}_{\mathfrak{B}}^{\omega}(L_i, t_i) := \prod_{i_\ell} \text{Tr}_{\mathfrak{B}}^{\omega}(l_{i_\ell}, t_i|_{l_{i_\ell}}) \in \mathbb{C}$; see §4.2.1, 4.2.2, 4.2.3. We then define the number

$$\text{Tr}_{\mathfrak{B}}^{\omega}(K, s) := \sum_{\text{compatible } t_0, t_1, \dots, t_{p-1}} \prod_{i=0, 1, \dots, p-1} \text{Tr}_{\mathfrak{B}}^{\omega}(L_i, t_i) \in \mathbb{C}.$$

Here, the states t_i are *compatible* if $s|_{K \cap (\{0\} \times \mathbb{R} \times (0, 1))} = t_0|_{L_0 \cap (\{0\} \times \mathbb{R} \times (0, 1))}$ and $t_i|_{L_i \cap (\{x_{i+1}\} \times \mathbb{R} \times (0, 1))} = t_{i+1}|_{L_{i+1} \cap (\{x_{i+1}\} \times \mathbb{R} \times (0, 1))}$ and $t_{p-1}|_{L_{p-1} \cap (\{1\} \times \mathbb{R} \times (0, 1))} = s|_{K \cap (\{1\} \times \mathbb{R} \times (0, 1))}$.

Define $\text{Tr}_{\mathfrak{B}}^{\omega}(K, s) \in \mathbb{C}$ for an arbitrary blackboard-framed diagram (K, s) , possibly with kinks, as follows. (Recall that any framed link K can be represented by such a diagram.) Let K' be the new diagram *without kinks* obtained by pulling tight the kinks in the diagram K . Then by above we have defined a complex number $\text{Tr}_{\mathfrak{B}}^{\omega}(K', s) \in \mathbb{C}$. Finally, define $\text{Tr}_{\mathfrak{B}}^{\omega}(K, s)$ by modifying $\text{Tr}_{\mathfrak{B}}^{\omega}(K', s) \in \mathbb{C}$ according to the un-kinking “skein relations” shown in Figures 3a and 3b. (For example, in the case $n = 3$, $\bar{\zeta}_3 = +q^{-8/3}$.)

Proposition 28 (SL_n -biangle quantum trace map). *Let \mathfrak{B} be a biangle. Then the construction of this subsection induces a function of sets*

$$\text{Tr}_{\mathfrak{B}}^{\omega} : \{\text{stated framed oriented links } (K, s) \text{ in } \mathfrak{B} \times (0, 1)\} \longrightarrow \mathbb{C}$$

satisfying the following properties:

- (A) *the number $\text{Tr}_{\mathfrak{B}}^{\omega}(K, s) \in \mathbb{C}$ is invariant under isotopy of stated framed oriented links;*
- (B) *the SL_n -HOMFLYPT skein relation (Figure 1) holds;*
- (C) *the SL_n -quantum unknot and framing relations (Figures 2 and 3) hold.*

Moreover, as in Complement 23, this invariant satisfies the Multiplication Property

$$\mathrm{Tr}_{\mathfrak{B}}^{\omega}(K, s) = \prod_{j=1}^{\ell} \mathrm{Tr}_{\mathfrak{B}}^{\omega}(K_j, s_j) \in \mathbb{C},$$

and the State Sum Property

$$\mathrm{Tr}_{\mathfrak{B}}^{\omega}(K, s) = \sum_{\text{compatible } s_1, s_2} \mathrm{Tr}_{\mathfrak{B}_1}^{\omega}(K_1, s_1) \mathrm{Tr}_{\mathfrak{B}_2}^{\omega}(K_2, s_2) \in \mathbb{C}.$$

For the proof of the proposition, which makes use of a “symmetrized” version of the Reshetikhin-Turaev invariant (see Figure 40), we refer the reader to Appendix A.

Note that the Multiplication Property and the State Sum Property are immediate from the construction; compare [BW11, Lemma 19].

We also note the biangle quantum trace map is independent of the choice of parametrization of the biangle \mathfrak{B} , discussed at the beginning of this subsection, §4.2.4. Indeed, this property follows either from the isotopy invariance of the Reshetikhin-Turaev invariant (where no such choice is made), or directly from the symmetries of the matrices corresponding to the links displayed in Figures 17, 18, 19, 20, 21.

Remark 29. The Reshetikhin-Turaev invariant can be defined more generally for *ribbon graphs*, also called *webs*. In [BW11], the SL_2 -quantum trace is defined by splitting the edges of the ideal triangulation λ to form biangles and then “pushing all of the complexities of the link into the biangles,” [BW11, p.1596] leaving only flat arcs lying over the triangles. In order to construct the SL_n -quantum trace for webs, one performs the same procedure, pushing all of the vertices of the web into the biangles. Then, the Reshetikhin-Turaev invariant can be applied to the webs in the biangles and (as we will see in the next section) the Fock-Goncharov matrices can be associated to the arcs lying over the triangles. This is essentially the strategy underlying the construction of the SL_3 -quantum map for webs in [Kim20].

4.3. Definition of the SL_n -quantum trace polynomials. Our construction of the quantum trace map in the case of general n will follow exactly the same procedure as explained in [BW11, §3.4-6] for the case $n = 2$, where our Proposition 28 plays the role of Proposition 13 in [BW11, §4]. It remains to discuss how Property (2)(a) of Theorem 11 in [BW11, §3.4] generalizes to our situation, which we have essentially already done. After this, the rest of the construction is identical; compare [BW11, §6, p. 1600]. In particular, we follow their “ordered lower to higher, multiply left to right” convention for ordering the non-commutative variables associated to different arc components lying over a single triangle.

We proceed below to spell all of this out in greater detail. Now is the point where we require a choice of square root $\omega^{1/2}$; see Remark 30 below.

4.3.1. Arcs in a triangle. Generalizing Property (2)(a) of [BW11, Theorem 11] to the case of general n is accomplished by using the quantum left and right matrices \mathbf{L}^{ω} and \mathbf{R}^{ω} , with coefficients in the Fock-Goncharov quantum torus $\mathcal{T}_n^{\omega}(\mathfrak{T})$ for a triangle \mathfrak{T} in the ideal triangulation λ , appearing earlier in our Theorem 16.

Consider a single extended left-moving or right-moving arc crossing the triangle between two distinct boundary edges, such as those shown in Figure 13; see §2.3.2.

For example, in the case $n = 3$, these extended left-moving and right-moving arcs are displayed in Figures 22a and 22b. Using the notation from the figure, the quantum left and

right matrices $\mathbf{L}^\omega = \mathbf{L}^\omega(W, Z, W', Z', X)$ and $\mathbf{R}^\omega = \mathbf{R}^\omega(W, Z, W', Z', X)$ are given by

$$\mathbf{L}^\omega(W, Z, W', Z', X) = \begin{pmatrix} [D_L^{-1/3} W Z X Z' W'] & [D_L^{-1/3} W Z X W'] + [D_L^{-1/3} W Z W'] & [D_L^{-1/3} W Z] \\ 0 & [D_L^{-1/3} Z W'] & [D_L^{-1/3} Z] \\ 0 & 0 & [D_L^{-1/3}] \end{pmatrix}$$

where $D_L^{-1/3}$ in $\mathcal{T}_3^\omega(\mathfrak{T})$ is defined by

$$D_L^{-1/3} = W^{-1/3} Z^{-2/3} X^{-1/3} Z'^{-1/3} W'^{-2/3},$$

and

$$\mathbf{R}^\omega(W, Z, W', Z', X) = \begin{pmatrix} [D_R^{-1/3} W' Z' Z W] & 0 & 0 \\ [D_R^{-1/3} Z' Z W] & [D_R^{-1/3} Z' W] & 0 \\ [D_R^{-1/3} Z W] & [D_R^{-1/3} W] + [D_R^{-1/3} X^{-1} W] & [D_R^{-1/3} X^{-1}] \end{pmatrix}$$

where $D_R^{-1/3}$ in $\mathcal{T}_3^\omega(\mathfrak{T})$ is defined by

$$D_R^{-1/3} = W'^{-1/3} Z'^{-2/3} X^{1/3} Z^{-1/3} W^{-2/3}.$$

This is the result of multiplying out the snake matrices in the case $n = 3$; compare §2.5.1.



FIGURE 22. Quantum left and right matrices for $n = 3$

In order to generalize Property (2)(a) of Theorem 11 in [BW11, §3.4] as desired, we define for each pair of states $s_1, s_2 \in \{1, 2, \dots, n\}$ two elements in the quantum torus $\mathcal{T}_n^\omega(\mathfrak{T})$

$$\mathrm{Tr}_{\mathfrak{T}}^\omega(L)_{s_1}^{s_2}, \quad \mathrm{Tr}_{\mathfrak{T}}^\omega(R)_{s_1}^{s_2} \in \mathcal{T}_n^\omega(\mathfrak{T})$$

by the matrix equations

$$(\mathrm{Tr}_{\mathfrak{T}}^\omega(L)_{s_1}^{s_2}) = \mathbf{L}^\omega(W, Z, W', Z', X) \in \mathrm{SL}_n^q(\mathcal{T}_n^\omega(\mathfrak{T})) \subseteq \mathrm{M}_n(\mathcal{T}_n^\omega(\mathfrak{T})),$$

$$(\mathrm{Tr}_{\mathfrak{T}}^\omega(R)_{s_1}^{s_2}) = \mathbf{R}^\omega(W, Z, W', Z', X) \in \mathrm{SL}_n^q(\mathcal{T}_n^\omega(\mathfrak{T})) \subseteq \mathrm{M}_n(\mathcal{T}_n^\omega(\mathfrak{T}));$$

see §4.1. Note there are pictures similar to Figure 22 for SL_n , just having more coordinates.

Remark 30. In the above matrices, we recall that the square brackets surrounding each monomial indicate that we are taking the Weyl quantum ordering, which depends on the quiver defining the q -commutation relations in the Fock-Goncharov quantum torus $\mathcal{T}_n^\omega(\mathfrak{T})$; see §2.1.3 and Figure 12. It is here that the choice of $\omega^{1/2}$ sneaks into the construction, as it is required to define the Weyl ordering.

In Theorem 16, we saw that the quantum left and right matrices \mathbf{L}^ω and \mathbf{R}^ω are points of the quantum special linear group SL_n^q . One puzzling observation is that, in order for these matrices to satisfy even just the relations required to be in the quantum matrix algebra M_n^q , they have to be normalized by “dividing out” their determinants. For example, the above $n = 3$ version of the matrix \mathbf{L}^ω would not satisfy the q -commutation relations required to be a point of M_3^q if we had instead put $D_L = 1$.

4.3.2. *Good position of a link.* Fix an ideal triangulation λ of \mathfrak{S} . Form the corresponding *split ideal triangulation* $\hat{\lambda}$ of \mathfrak{S} by “splitting” each edge E of λ into a biangle \mathfrak{B}_E ; compare [BW11, §5]. We identify the triangles of λ with the triangles of $\hat{\lambda}$.

A stated framed oriented link (K, s) is said to be in *good position* with respect to the split ideal triangulation $\hat{\lambda}$ if

- the link K is transverse to $\hat{E} \times (0, 1)$ for each edge \hat{E} of $\hat{\lambda}$;
- for each triangle \mathfrak{T}_j of $\hat{\lambda}$, the intersection $K \cap (\mathfrak{T}_j \times (0, 1)) = K_j = \sqcup_{\ell_j} k_{\ell_j}$ consists of a disjoint union of arcs k_{ℓ_j} connecting distinct sides of $\mathfrak{T}_j \times (0, 1)$;
- the arcs k_{ℓ_j} are “flat”, in the sense that each arc has a constant height with respect to the vertical coordinate of $\mathfrak{T}_j \times (0, 1)$ and has the blackboard framing.

Compare [BW11, Lemma 23]. In particular, when in good position, all of the “complexity” of the link K resides in the thickened biangles $\cup_i (\mathfrak{B}_i \times (0, 1))$ of $\hat{\lambda}$.

A *good position move* between links K_1 and K_2 in good position is one of the *oriented* versions of the local moves depicted in Figures 15–19 in [BW11, §5]. In this paper, these moves are displayed in Figures 23, 24, 25, 26 (Move I); Figures 27, 28 (Move II); Figures 29, 30, 31, 32 (Move III); Figures 33, 34, 35, 36 (Move IV); and, Figure 37 (Move V).

Fact 31. *Any two stated framed oriented links (K_1, s_1) and (K_2, s_2) in good position with respect to the split ideal triangulation $\hat{\lambda}$ are related by a sequence of good position moves.*

Proof. This is the same as the proof of the unoriented version, [BW11, Lemma 24]. \square

4.3.3. *General case.* Let (K, s) be any stated blackboard-framed oriented link (recall that a framed link can be isotoped to have the blackboard framing by possibly introducing kinks). By §4.3.2, we may assume that K is in good position with respect to the split ideal triangulation $\hat{\lambda}$. Let the biangles of $\hat{\lambda}$ be denoted \mathfrak{B}_i for $i = 1, 2, \dots, p$ and let the triangles be denoted \mathfrak{T}_j for $j = 1, 2, \dots, m$. Put $(L_i, t_i) = (K, s) \cap (\mathfrak{B}_i \times (0, 1))$ and $(K_j, s_j) = (K, s) \cap (\mathfrak{T}_j \times (0, 1))$. By definition of good position, $K_j = k_{j_1} \sqcup k_{j_2} \sqcup \dots \sqcup k_{j_{l_j}}$ where each component k_{j_ℓ} is a flat arc connecting distinct sides of $\mathfrak{T}_j \times (0, 1)$. We may assume the notation so that k_{j_ℓ} is below $k_{j_{\ell+1}}$ with respect to the height order of $\mathfrak{T}_j \times (0, 1)$.

By §4.3.1, the triangle quantum torus elements $\text{Tr}_{\mathfrak{T}_j}^\omega(k_{j_\ell}, s_j|_{k_{j_\ell}}) \in \mathcal{T}_n^\omega(\mathfrak{T}_j)$ are defined for $\ell = 1, 2, \dots, l_j$. We may now assign such a quantum torus element to the link K_j by

$$\text{Tr}_{\mathfrak{T}_j}^\omega(K_j, s_j) := \text{Tr}_{\mathfrak{T}_j}^\omega(k_{j_1}, s_j|_{k_{j_1}}) \text{Tr}_{\mathfrak{T}_j}^\omega(k_{j_2}, s_j|_{k_{j_2}}) \cdots \text{Tr}_{\mathfrak{T}_j}^\omega(k_{j_{l_j}}, s_j|_{k_{j_{l_j}}}) \in \mathcal{T}_n^\omega(\mathfrak{T}_j).$$

Note, crucially, that the order in which the noncommuting elements $\text{Tr}_{\mathfrak{T}_j}^\omega(k_{j_\ell}, s_j|_{k_{j_\ell}})$ are multiplied is important; the slogan is “ordered lower to higher, multiply left to right”.

We also have by Proposition 28 that the numbers $\text{Tr}_{\mathfrak{B}_i}^\omega(L_i, t_i) \in \mathbb{C}$ are defined.

Definition 32 (SL_n -quantum trace polynomial). The *quantum trace polynomial* $\text{Tr}_\lambda^\omega(K, s)$ of the stated framed oriented link (K, s) is defined by

$$\text{Tr}_\lambda^\omega(K, s) := \left(\prod_{i=1}^p \text{Tr}_{\mathfrak{B}_i}^\omega(L_i, t_i) \right) \left(\bigotimes_{j=1}^m \text{Tr}_{\mathfrak{T}_j}^\omega(K_j, s_j) \right) \in \bigotimes_{\text{triangles } \mathfrak{T}_j} \mathcal{T}_n^\omega(\mathfrak{T}_j).$$

Compare [BW11, §6, p. 1600]. Note here that the quantities $\text{Tr}_{\mathfrak{T}_j}^\omega(K_j, s_j)$ commute in the tensor product, since they lie in different tensor factors $\mathcal{T}_n^\omega(\mathfrak{T}_j) \subseteq \bigotimes_{\mathfrak{T}} \mathcal{T}_n^\omega(\mathfrak{T})$.

This finishes the definition of the SL_n -quantum trace map for links. Getting to the heart of the matter, one still must show it is independent of the choice of good position; see §5.

4.4. Properties. Assuming well-definedness, we end with a few observations.

The state-sum definition of the quantum trace polynomial we have just given takes as input a stated framed oriented link (K, s) and outputs an element of the tensor product $\bigotimes_{\mathfrak{T}} \mathcal{T}_n^\omega(\mathfrak{T})$. Yet we had indicated earlier (Theorem 22) that the image would lie in the Fock-Goncharov quantum torus sub-algebra $\mathcal{T}_n^\omega(\lambda) \subseteq \bigotimes_{\mathfrak{T}} \mathcal{T}_n^\omega(\mathfrak{T})$; see §2.6.

Fact 33. *The quantum trace polynomial $\text{Tr}_\lambda^\omega(K, s)$ is an element of $\mathcal{T}_n^\omega(\lambda)$.*

Proof. This follows from a straightforward analysis of the forms of the local U-turn, crossing, left, and right matrices introduced above in this section; compare [BW11, Lemma 25]. \square

Note that, consequently, if K is a closed link, then its quantum trace $\text{Tr}_\lambda^\omega(K) \in \mathcal{T}_n^\omega(\lambda)$ is independent of the choice of square root $\omega^{1/2}$, since the Poisson sub-matrix \mathbf{P}_{int} (§2.1) associated to the internal Fock-Goncharov coordinates has coefficients in *even* integers.

Proof of (the general n version of) Complement 23. The Classical Trace Property is by construction, comparing with the classical matrices of §1. The Multiplication Property is proved exactly as in [BW11, §4, Lemma 19; §6, p.1609]. The State Sum Property is clear. \square

Finally, we remark that the quantum trace $\text{Tr}_\lambda^\omega(K, s)$ of a stated framed oriented link (K, s) can be thought of as a tensor having dimension equal to the number of boundary points $p_i \in \partial K$ of the link, each associated to a state s_i . If the states s_i are arbitrarily partitioned into two groups $s_{i_1}, \dots, s_{i_\ell}$ and s_{j_1}, \dots, s_{j_m} , then the quantum trace of the link can be written as a matrix $(\text{Tr}_\lambda^\omega(K, s)_{s_{i_1}, \dots, s_{i_\ell}}^{s_{j_1}, \dots, s_{j_m}})$ with coefficients in $\mathcal{T}_n^\omega(\lambda)$; see §5 for examples.

4.4.1. Skein relations. We now justify parts (B)-(C) in (the general n version of) Theorem 22.

The first skein relation is the well-known (q -evaluated) HOMFLYPT relation from knot theory. It happens that the R -matrices for the SL_n -quantum group satisfy this skein relation. This partly explains why these R -matrices can be used to recover the HOMFLYPT polynomial (and the Jones polynomial in the case $n = 2$).

For us, this relation appears with the normalization displayed in Figure 1. One can check from, say, Figures 19a, 19b, 21 together with the definitions of §4.2.2 and §4.2.3 that the quantum trace map Tr_λ^ω satisfies this skein relation, translating to the matrix equation

$$q^{-1/n} \mathbf{C}_{\text{same}}^q - q^{+1/n} (\mathbf{C}_{\text{same}}^q)^{-1} = (q^{-1} - q) \mathbf{Id}_{n^2} \in M_{n^2}(\mathbb{C}).$$

The second skein relation, coming from the U-turn “duality” matrices (Figures 17 and 18), says that the contractible untwisted unknot K evaluates to $(-1)^{n-1}$ times the quantum integer $[n]_q = (q^n - q^{-n})/(q - q^{-1}) = \sum_{k=1}^n q^{2k-n-1}$; see Figure 2. This is immediate.

The third skein relation consists of the positive and negative framing relations, which are true by construction; see Figure 3.

5. WELL-DEFINEDNESS: PROOF OF THE MAIN THEOREM

Proof of Theorem 22. Parts (B)-(C) were discussed just above. In this section, we will establish part (A): the SL_3 -quantum trace map is invariant under isotopy. It suffices to check the oriented good position moves; see §4.3.2. We do this by hand, using computer assistance. \square

The most difficult moves are those of type (II) and (IV). Indeed, (I) can be computed directly from the definitions (although it is still somewhat non-trivial), (III) is essentially equivalent to Theorem 16, and (V) we know is equivalent to the kink-removing skein relations appearing in Figure 3. That being said, below we will justify moves (I) and (III) as well.

Remark 34. In the general case of SL_n , a more conceptual proof of these same algebraic identities (including Theorem 16), which are equivalent to the local isotopy moves discussed in this section, is given in [CS20] (motivated by [SS19, SS17] and earlier by [FG06a, GSV09]) in the context of quantum integrable systems; see also [GS19]. Consequently, these works can be applied to finish the proof of the natural SL_n -generalization of Theorem 22. This would complete the main step toward proving Conjecture 1.

5.1. Notation. We begin by setting some notation. Throughout this section, we will be considering a single triangle with 7 coordinates, denoted as in Figure 27. Note that the coordinates we are now labeling as W_2, Z_2, W_3, Z_3, X were labeled, respectively, W, Z, W', Z', X in §4.3.1. We define matrices $\mathbf{L}^\omega(W_2, Z_2, W_3, Z_3, X)$ and $\mathbf{R}^\omega(W_2, Z_2, W_3, Z_3, X)$ in $M_n(\mathcal{T}_n^\omega(\mathfrak{T}))$ by the same formulas as in §4.3.1. These matrices are considered as functions of the ordered 5-tuple (W_2, Z_2, W_3, Z_3, X) ; so, for example, we might also consider a matrix $\mathbf{R}^\omega(W_3, Z_3, W_1, Z_1, X)$ corresponding to the right turn in Figure 27.

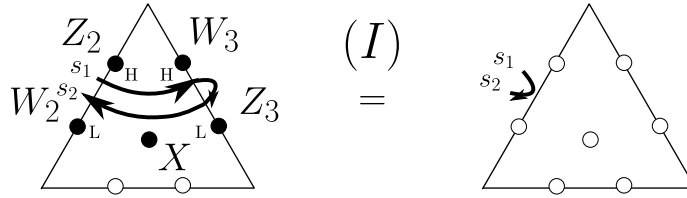


FIGURE 23. One of the oriented versions of Move (I)

5.2. Move (I). In Figure 23, we show one of the oriented versions of Move (I). Let K be the link on the left, and K' the link on the right. According to the definition of the quantum trace (§4.3) as a State Sum Formula, the equality expressing Move (I) can be interpreted as an equality of 3×3 matrices; specifically, the claim is that the matrix

$$(I) \quad (\mathrm{Tr}_\lambda^\omega(K)_{s_1}^{s_2}) = \begin{pmatrix} a_1 & b_1 & c_1 \\ 0 & e_1 & f_1 \\ 0 & 0 & i_1 \end{pmatrix} \overbrace{q^{-4/3}}^{\bar{\sigma}_3} \begin{pmatrix} 0 & 0 & +q^{-1} \\ 0 & -1 & 0 \\ +q & 0 & 0 \end{pmatrix} \begin{pmatrix} A_1 & 0 & 0 \\ D_1 & E_1 & 0 \\ G_1 & H_1 & I_1 \end{pmatrix} =$$

$$= \begin{pmatrix} q^{-1/3}A_1c_1 - q^{-4/3}D_1b_1 + q^{-7/3}G_1a_1 & -q^{-4/3}E_1b_1 + q^{-7/3}H_1a_1 & q^{-7/3}I_1a_1 \\ q^{-1/3}A_1f_1 - q^{-4/3}D_1e_1 & -q^{-4/3}E_1e_1 & 0 \\ q^{-1/3}A_1i_1 & 0 & 0 \end{pmatrix}$$

is equal to the matrix

$$\overbrace{q^{-4/3}}^{\bar{\sigma}_3} \begin{pmatrix} 0 & 0 & +q^{-1} \\ 0 & -1 & 0 \\ +q & 0 & 0 \end{pmatrix} = (\mathrm{Tr}_\lambda^\omega(K')_{s_1}^{s_2}) \in M_3(\mathcal{T}_3^\omega(\mathfrak{T})),$$

where we have used Figure 17a and the matrix $(\mathrm{Tr}_\mathfrak{B}^\omega(U_{\mathrm{dec}}^{\mathrm{cw}})_{s_1}^{s_2}) = \mathbf{U}^q$ from §4.2.1 for the middle matrix, and where we have put (§5.1)

$$\begin{pmatrix} A_1 & 0 & 0 \\ D_1 & E_1 & 0 \\ G_1 & H_1 & I_1 \end{pmatrix} = \mathbf{R}^\omega(W_2, Z_2, W_3, Z_3, X), \quad \begin{pmatrix} a_1 & b_1 & c_1 \\ 0 & e_1 & f_1 \\ 0 & 0 & i_1 \end{pmatrix} = \mathbf{L}^\omega(W_2, Z_2, W_3, Z_3, X) \in M_3(\mathcal{T}_3^\omega(\mathfrak{T})).$$

See Appendix B for a computer check of the above equality of 3×3 matrices in $M_3(\mathcal{T}_3^\omega(\mathfrak{T}))$ representing this oriented Move (I) example.

Also checked in Appendix B are the other three oriented versions of Move (I), whose equivalent matrix formulations are displayed in Figures 24, 25, 26.

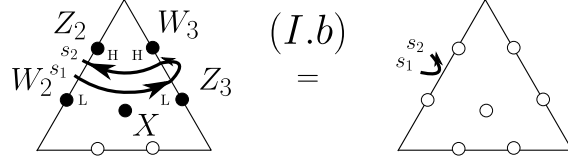


FIGURE 24. Move (I.b)

As a remark, note the reversal of order of the noncommuting variables in the case of Moves (I) and (I.c), due to the “ordered lower to higher, multiply left to right” rule; see §4.3.

$$\begin{aligned}
 (I.b) \quad (\mathrm{Tr}_\lambda^\omega(K)_{s_1}^{s_2}) &= \begin{pmatrix} a_1 & b_1 & c_1 \\ 0 & e_1 & f_1 \\ 0 & 0 & i_1 \end{pmatrix} \begin{pmatrix} 0 & 0 & +q^{-1/3} \\ 0 & -q^{-4/3} & 0 \\ +q^{-7/3} & 0 & 0 \end{pmatrix} \begin{pmatrix} A_1 & 0 & 0 \\ D_1 & E_1 & 0 \\ G_1 & H_1 & I_1 \end{pmatrix} = \\
 &= \begin{pmatrix} q^{-7/3}c_1A_1 - q^{-4/3}b_1D_1 + q^{-1/3}a_1G_1 & -q^{-4/3}b_1E_1 + q^{-1/3}a_1H_1 & q^{-1/3}a_1I_1 \\ q^{-7/3}f_1A_1 - q^{-4/3}e_1D_1 & -q^{-4/3}e_1E_1 & 0 \\ q^{-7/3}i_1A_1 & 0 & 0 \end{pmatrix} \\
 &\stackrel{?}{=} \begin{pmatrix} 0 & 0 & +q^{-1/3} \\ 0 & -q^{-4/3} & 0 \\ +q^{-7/3} & 0 & 0 \end{pmatrix} = (\mathrm{Tr}_\lambda^\omega(K')_{s_1}^{s_2}) \in \mathcal{M}_3(\mathcal{T}_3^\omega(\mathfrak{T})).
 \end{aligned}$$

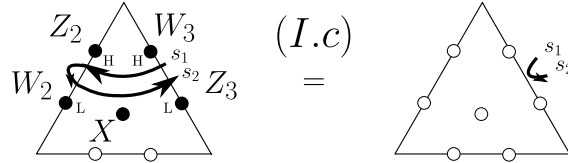


FIGURE 25. Move (I.c)

$$\begin{aligned}
 (I.c) \quad (\mathrm{Tr}_\lambda^\omega(K)_{s_1}^{s_2}) &= \begin{pmatrix} A_1 & 0 & 0 \\ D_1 & E_1 & 0 \\ G_1 & H_1 & I_1 \end{pmatrix} \begin{pmatrix} 0 & 0 & +q^{1/3} \\ 0 & -q^{4/3} & 0 \\ +q^{7/3} & 0 & 0 \end{pmatrix} \begin{pmatrix} a_1 & b_1 & c_1 \\ 0 & e_1 & f_1 \\ 0 & 0 & i_1 \end{pmatrix} = \\
 &= \begin{pmatrix} 0 & 0 & q^{1/3}i_1A_1 \\ 0 & -q^{4/3}e_1E_1 & -q^{4/3}f_1E_1 + q^{1/3}i_1D_1 \\ q^{7/3}a_1I_1 & q^{7/3}b_1I_1 - q^{4/3}e_1H_1 & q^{7/3}c_1I_1 - q^{4/3}f_1H_1 + q^{1/3}i_1G_1 \end{pmatrix} \\
 &\stackrel{?}{=} \begin{pmatrix} 0 & 0 & +q^{1/3} \\ 0 & -q^{4/3} & 0 \\ +q^{7/3} & 0 & 0 \end{pmatrix} = (\mathrm{Tr}_\lambda^\omega(K')_{s_1}^{s_2}) \in \mathcal{M}_3(\mathcal{T}_3^\omega(\mathfrak{T})).
 \end{aligned}$$

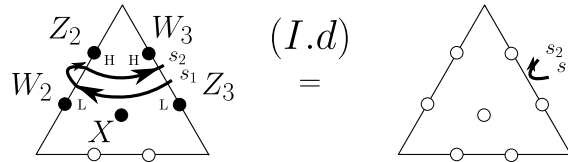


FIGURE 26. Move (I.d)

$$\begin{aligned}
 (I.d) \quad (\mathrm{Tr}_\lambda^\omega(K)_{s_1}^{s_2}) &= \begin{pmatrix} A_1 & 0 & 0 \\ D_1 & E_1 & 0 \\ G_1 & H_1 & I_1 \end{pmatrix} \begin{pmatrix} 0 & 0 & +q^{7/3} \\ 0 & -q^{4/3} & 0 \\ +q^{1/3} & 0 & 0 \end{pmatrix} \begin{pmatrix} a_1 & b_1 & c_1 \\ 0 & e_1 & f_1 \\ 0 & 0 & i_1 \end{pmatrix} = \\
 &= \begin{pmatrix} 0 & 0 & q^{7/3}A_1i_1 \\ 0 & -q^{4/3}E_1e_1 & -q^{4/3}E_1f_1 + q^{7/3}D_1i_1 \\ q^{1/3}I_1a_1 & q^{1/3}I_1b_1 - q^{4/3}H_1e_1 & q^{1/3}I_1c_1 - q^{4/3}H_1f_1 + q^{7/3}G_1i_1 \end{pmatrix}
 \end{aligned}$$

$$\stackrel{?}{=} \begin{pmatrix} 0 & 0 & +q^{7/3} \\ 0 & -q^{4/3} & 0 \\ +q^{1/3} & 0 & 0 \end{pmatrix} = (\text{Tr}_\lambda^\omega(K')_{s_1}^{s_2}) \in M_3(\mathcal{T}_3^\omega(\mathfrak{T})).$$

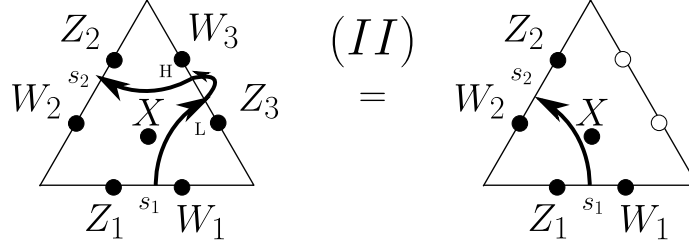


FIGURE 27. One of the oriented versions of Move (II)

5.3. Move (II). In Figure 27, we show one of the oriented versions of Move (II). Let K be the link on the left, and K' the link on the right. According to the definition of the quantum trace (§4.3) as a State Sum Formula, the equality expressing Move (II) can be interpreted as an equality of 3×3 matrices; specifically, the claim is that the matrix

$$(II) \quad (\text{Tr}_\lambda^\omega(K)_{s_1}^{s_2}) = \begin{pmatrix} A_2 & 0 & 0 \\ D_2 & E_2 & 0 \\ G_2 & H_2 & I_2 \end{pmatrix} \overbrace{q^{-4/3}}^{\bar{\sigma}_3} \begin{pmatrix} 0 & 0 & +q \\ 0 & -1 & 0 \\ +q^{-1} & 0 & 0 \end{pmatrix} \begin{pmatrix} A_1 & 0 & 0 \\ D_1 & E_1 & 0 \\ G_1 & H_1 & I_1 \end{pmatrix} =$$

$$= \begin{pmatrix} q^{-1/3}A_2G_1 & q^{-1/3}A_2H_1 & q^{-1/3}A_2I_1 \\ -q^{-4/3}E_2D_1 + q^{-1/3}D_2G_1 & -q^{-4/3}E_2E_1 + q^{-1/3}D_2H_1 & q^{-1/3}D_2I_1 \\ q^{-7/3}I_2A_1 - q^{-4/3}H_2D_1 + q^{-1/3}G_2G_1 & -q^{-4/3}H_2E_1 + q^{-1/3}G_2H_1 & q^{-1/3}G_2I_1 \end{pmatrix}$$

is equal to the matrix

$$\begin{pmatrix} a_3 & b_3 & c_3 \\ 0 & e_3 & f_3 \\ 0 & 0 & i_3 \end{pmatrix} = (\text{Tr}_\lambda^\omega(K')_{s_1}^{s_2}) \in M_3(\mathcal{T}_3^\omega(\mathfrak{T})),$$

where we have used Figure 18a and the matrix $(\text{Tr}_\mathfrak{B}^\omega(U_{\text{inc}}^{\text{ccw}})_{s_1}^{s_2}) = (\mathbf{U}^q)^T$ from §4.2.1 for the middle matrix, and where we have put (§5.1)

$$\begin{pmatrix} A_2 & 0 & 0 \\ D_2 & E_2 & 0 \\ G_2 & H_2 & I_2 \end{pmatrix} = \mathbf{R}^\omega(W_3, Z_3, W_1, Z_1, X), \quad \begin{pmatrix} A_1 & 0 & 0 \\ D_1 & E_1 & 0 \\ G_1 & H_1 & I_1 \end{pmatrix} = \mathbf{R}^\omega(W_2, Z_2, W_3, Z_3, X),$$

$$\begin{pmatrix} a_3 & b_3 & c_3 \\ 0 & e_3 & f_3 \\ 0 & 0 & i_3 \end{pmatrix} = \mathbf{L}^\omega(W_1, Z_1, W_2, Z_2, X) \in M_3(\mathcal{T}_3^\omega(\mathfrak{T})).$$

See Appendix B for a computer check of the above equality of 3×3 matrices in $M_3(\mathcal{T}_3^\omega(\mathfrak{T}))$ representing this oriented Move (II) example.

Also checked in Appendix B is the other oriented version of Move (II), whose equivalent matrix formulation is displayed in Figure 28.

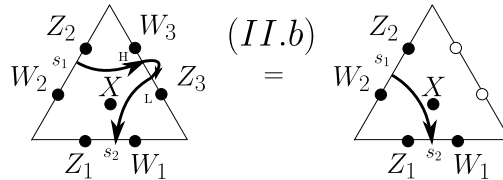


FIGURE 28. Move (II.b)

$$\begin{aligned}
(II.b) \quad (\mathrm{Tr}_\lambda^\omega(K)_{s_1}^{s_2}) &= \begin{pmatrix} a_1 & b_1 & c_1 \\ 0 & e_1 & f_1 \\ 0 & 0 & i_1 \end{pmatrix} \begin{pmatrix} 0 & 0 & +q^{-7/3} \\ 0 & -q^{-4/3} & 0 \\ +q^{-1/3} & 0 & 0 \end{pmatrix} \begin{pmatrix} a_2 & b_2 & c_2 \\ 0 & e_2 & f_2 \\ 0 & 0 & i_2 \end{pmatrix} = \\
&= \begin{pmatrix} q^{-1/3}a_2c_1 & q^{-1/3}b_2c_1-q^{-4/3}e_2b_1 & q^{-1/3}c_2c_1-q^{-4/3}f_2b_1+q^{-7/3}i_2a_1 \\ q^{-1/3}a_2f_1 & q^{-1/3}b_2f_1-q^{-4/3}e_2e_1 & q^{-1/3}c_2f_1-q^{-4/3}f_2e_1 \\ q^{-1/3}a_2i_1 & q^{-1/3}b_2i_1 & q^{-1/3}c_2i_1 \end{pmatrix} \\
&\stackrel{?}{=} \begin{pmatrix} A_3 & 0 & 0 \\ D_3 & E_3 & 0 \\ G_3 & H_3 & I_3 \end{pmatrix} = (\mathrm{Tr}_\lambda^\omega(K')_{s_1}^{s_2}) \in M_3(\mathcal{T}_3^\omega(\mathfrak{T})).
\end{aligned}$$

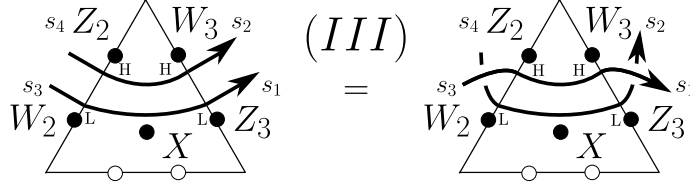


FIGURE 29. One of the oriented versions of Move (III)

5.4. Move (III). In Figure 29, we show one of the oriented versions of Move (III). Let K be the link on the left, and K' the link on the right. According to the definition of the quantum trace (§4.3) as a State Sum Formula, the equality expressing Move (III) can be interpreted as an equality of $3^2 \times 3^2$ matrices (§4.1); specifically, that the matrix

$$(III) \quad (\mathrm{Tr}_\lambda^\omega(K)_{s_1s_2}^{s_3s_4}) = \begin{pmatrix} a_1^2 & 0 & 0 & 0 & 0 & 0 & 0 & 0 & 0 \\ a_1b_1 & a_1e_1 & 0 & 0 & 0 & 0 & 0 & 0 & 0 \\ a_1c_1 & a_1f_1 & a_1i_1 & 0 & 0 & 0 & 0 & 0 & 0 \\ b_1a_1 & 0 & 0 & e_1a_1 & 0 & 0 & 0 & 0 & 0 \\ b_1^2 & b_1e_1 & 0 & e_1b_1 & e_1^2 & 0 & 0 & 0 & 0 \\ b_1c_1 & b_1f_1 & b_1i_1 & e_1c_1 & e_1f_1 & e_1i_1 & 0 & 0 & 0 \\ c_1a_1 & 0 & 0 & f_1a_1 & 0 & 0 & i_1a_1 & 0 & 0 \\ c_1b_1 & c_1e_1 & 0 & f_1b_1 & f_1e_1 & 0 & i_1b_1 & i_1e_1 & 0 \\ c_1^2 & c_1f_1 & c_1i_1 & f_1c_1 & f_1^2 & f_1i_1 & i_1c_1 & i_1f_1 & i_1^2 \end{pmatrix}$$

is equal to the matrix

$$\begin{pmatrix} a_1^2 & 0 & 0 & 0 & 0 & 0 & 0 & 0 & 0 \\ qb_1a_1 & e_1a_1 & 0 & (q-q^{-1})(e_1a_1-a_1e_1) & 0 & 0 & 0 & 0 & 0 \\ + (1-q^2)a_1b_1 & f_1a_1 & i_1a_1 & (q-q^{-1})(f_1a_1-a_1f_1) & 0 & 0 & (q-q^{-1})(i_1a_1-a_1i_1) & 0 & 0 \\ qa_1b_1 & 0 & 0 & a_1e_1 & 0 & 0 & 0 & 0 & 0 \\ b_1^2 & q^{-1}e_1b_1 & 0 & q^{-1}b_1e_1+(1-q^{-2})e_1b_1 & e_1^2 & 0 & 0 & 0 & 0 \\ qc_1b_1 & f_1b_1 & i_1b_1 & (-q^2+2-q^{-2})e_1c_1 & qf_1e_1 & i_1e_1 & (q-q^{-1})(i_1b_1-b_1i_1) & (q-q^{-1})(i_1e_1-e_1i_1) & 0 \\ + (1-q^2)b_1c_1 & + (q^{-1}-q)e_1c_1 & + (q-q^{-1})(f_1b_1-b_1f_1) & + (1-q^2)e_1f_1 & 0 & 0 & 0 & 0 & 0 \\ qa_1c_1 & 0 & 0 & a_1f_1 & 0 & 0 & a_1i_1 & 0 & 0 \\ qb_1c_1 & e_1c_1 & 0 & b_1f_1+(q-q^{-1})e_1c_1 & qe_1f_1 & 0 & b_1i_1 & e_1i_1 & 0 \\ c_1^2 & q^{-1}f_1c_1 & q^{-1}i_1c_1 & q^{-1}c_1f_1+(1-q^{-2})f_1c_1 & f_1^2 & q^{-1}i_1f_1 & q^{-1}c_1i_1 & q^{-1}f_1i_1 & i_1^2 \\ & & & & & & + (1-q^{-2})i_1c_1 & + (1-q^{-2})i_1f_1 & \end{pmatrix}$$

$$= (\mathrm{Tr}_\lambda^\omega(K')_{s_1s_2}^{s_3s_4}) \in M_{3^2}(\mathcal{T}_3^\omega(\mathfrak{T})),$$

where we have used Figures 19b, 19a and the matrices $(\mathrm{Tr}_\mathfrak{B}^\omega(C_{\text{neg-same}}^{\text{over-to-higher}})_{s_1s_2}^{s_3s_4}) = (\mathbf{C}_{\text{same}}^q)^{-1}$ and $(\mathrm{Tr}_\mathfrak{B}^\omega(C_{\text{pos-same}}^{\text{over-to-lower}})_{s_1s_2}^{s_3s_4}) = \mathbf{C}_{\text{same}}^q$, respectively, from §4.2.2 as part of the computation for the matrix on the right, and where we have put (§5.1)

$$\begin{pmatrix} a_1 & b_1 & c_1 \\ 0 & e_1 & f_1 \\ 0 & 0 & i_1 \end{pmatrix} = \mathbf{L}^\omega(W_2, Z_2, W_3, Z_3, X).$$

See Appendix B for a computer check of the above equality of $3^2 \times 3^2$ matrices in $M_{3^2}(\mathcal{T}_3^\omega(\mathfrak{T}))$ representing this oriented Move (III) example.

In Figures 30, 31, and 32 we prove the remaining oriented versions of Move (III), in terms of the moves already established.

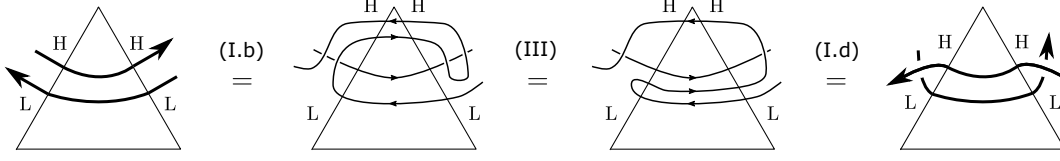


FIGURE 30. Move (III.b) and its proof

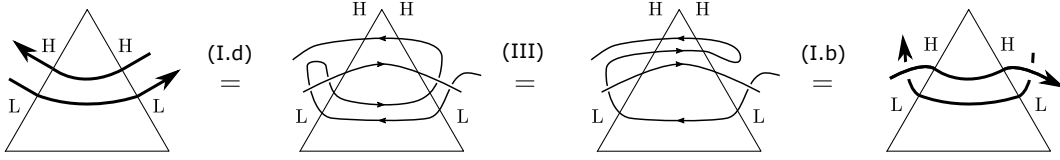


FIGURE 31. Move (III.c) and its proof

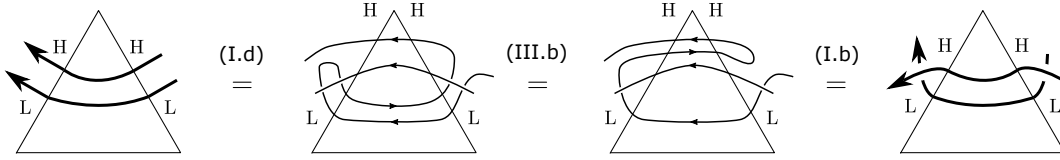


FIGURE 32. Move (III.d) and its proof

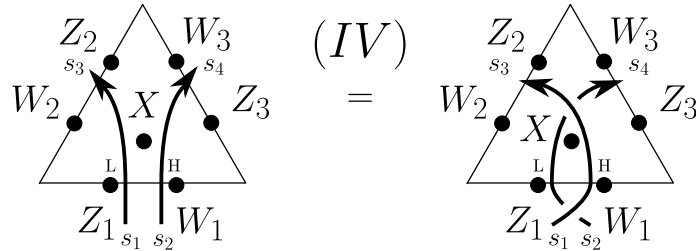


FIGURE 33. One of the oriented versions of Move (IV)

5.5. Move (IV). In Figure 33, we show one of the oriented versions of Move (IV). Let K be the link on the left, and K' the link on the right. According to the definition of the quantum trace (§4.3) as a State Sum Formula, the equality expressing Move (IV) can be interpreted as an equality of $3^2 \times 3^2$ matrices (§4.1); specifically, that the matrix

$$(IV) \quad (\text{Tr}_\lambda^\omega(K)_{s_1 s_2}^{s_3 s_4}) = \begin{pmatrix} a_3 A_2 & 0 & 0 & b_3 A_2 & 0 & 0 & c_3 A_2 & 0 & 0 \\ a_3 D_2 & a_3 E_2 & 0 & b_3 D_2 & b_3 E_2 & 0 & c_3 D_2 & c_3 E_2 & 0 \\ a_3 G_2 & a_3 H_2 & a_3 I_2 & b_3 G_2 & b_3 H_2 & b_3 I_2 & c_3 G_2 & c_3 H_2 & c_3 I_2 \\ 0 & 0 & 0 & e_3 A_2 & 0 & 0 & f_3 A_2 & 0 & 0 \\ 0 & 0 & 0 & e_3 D_2 & e_3 E_2 & 0 & f_3 D_2 & f_3 E_2 & 0 \\ 0 & 0 & 0 & e_3 G_2 & e_3 H_2 & e_3 I_2 & f_3 G_2 & f_3 H_2 & f_3 I_2 \\ 0 & 0 & 0 & 0 & 0 & 0 & i_3 A_2 & 0 & 0 \\ 0 & 0 & 0 & 0 & 0 & 0 & i_3 D_2 & i_3 E_2 & 0 \\ 0 & 0 & 0 & 0 & 0 & 0 & i_3 G_2 & i_3 H_2 & i_3 I_2 \end{pmatrix}$$

is equal to the matrix

$$q^{+1/3} \begin{pmatrix} q^{-1}A_2a_3 & 0 & 0 & q^{-1}A_2b_3 & 0 & 0 & q^{-1}A_2c_3 & 0 & 0 \\ D_2a_3 & E_2a_3 & 0 & D_2b_3+(q^{-1}-q)A_2e_3 & E_2b_3 & 0 & D_2c_3+(q^{-1}-q)A_2f_3 & E_2c_3 & 0 \\ G_2a_3 & H_2a_3 & I_2a_3 & G_2b_3 & H_2b_3 & I_2b_3 & G_2c_3+(q^{-1}-q)A_2i_3 & H_2c_3 & I_2c_3 \\ 0 & 0 & 0 & A_2e_3 & 0 & 0 & A_2f_3 & 0 & 0 \\ 0 & 0 & 0 & q^{-1}D_2e_3 & q^{-1}E_2e_3 & 0 & q^{-1}D_2f_3 & q^{-1}E_2f_3 & 0 \\ 0 & 0 & 0 & G_2e_3 & H_2e_3 & I_2e_3 & G_2f_3+(q^{-1}-q)D_2i_3 & H_2f_3+(q^{-1}-q)E_2i_3 & I_2f_3 \\ 0 & 0 & 0 & 0 & 0 & 0 & A_2i_3 & 0 & 0 \\ 0 & 0 & 0 & 0 & 0 & 0 & D_2i_3 & E_2i_3 & 0 \\ 0 & 0 & 0 & 0 & 0 & 0 & q^{-1}G_2i_3 & q^{-1}H_2i_3 & q^{-1}I_2i_3 \end{pmatrix}$$

$$= (\text{Tr}_\lambda^\omega(K')_{s_1s_2}^{s_3s_4}) \in M_{3^2}(\mathcal{T}_3^\omega(\mathfrak{T})),$$

where we have used Figure 19c and the matrix $(\text{Tr}_\mathfrak{B}^\omega(C_{\text{pos-same}}^{\text{over-to-higher}})_{s_1s_2}^{s_3s_4}) = \mathbf{C}_{\text{same}}^q$ from §4.2.2 as part of the computation for the matrix on the right, and where we have put (§5.1)

$$\begin{pmatrix} A_2 & 0 & 0 \\ D_2 & E_2 & 0 \\ G_2 & H_2 & I_2 \end{pmatrix} = \mathbf{R}^\omega(W_3, Z_3, W_1, Z_1, X), \quad \begin{pmatrix} a_3 & b_3 & c_3 \\ 0 & e_3 & f_3 \\ 0 & 0 & i_3 \end{pmatrix} = \mathbf{L}^\omega(W_1, Z_1, W_2, Z_2, X).$$

See Appendix B for a computer check of the above equality of $3^2 \times 3^2$ matrices in $M_{3^2}(\mathcal{T}_3^\omega(\mathfrak{T}))$ representing this oriented Move (IV) example.

In Figures 34, 35, and 36 we prove the remaining oriented versions of Move (IV). Note that Move (Ib'), used here, is proved below in §5.7.

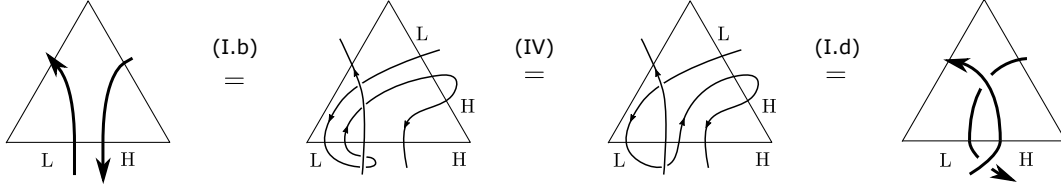


FIGURE 34. Move (IV.b) and its proof

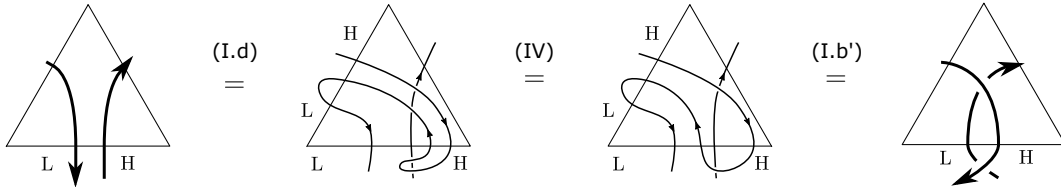


FIGURE 35. Move (IV.c) and its proof

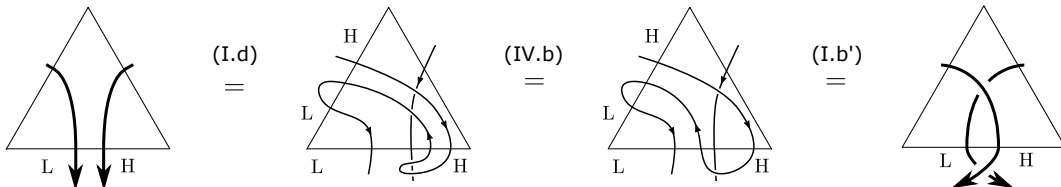


FIGURE 36. Move (IV.d) and its proof

5.6. Move (V). See Figure 37. This move is clearly implied by the kink-removing skein relations appearing in Figure 3; see §4.4.1.

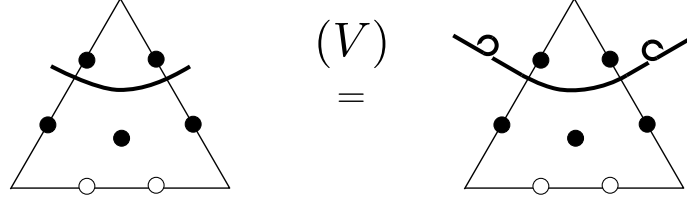


FIGURE 37. Move (V), valid for either orientation

5.7. Auxiliary move. The move (I.b') was used to establish Moves (IV.c) and (IV.d). Its proof is shown in Figure 38. Here \sim denotes an isotopy preserving good position. (See also the second to last paragraph of the proof of Lemma 24 in [BW11].)

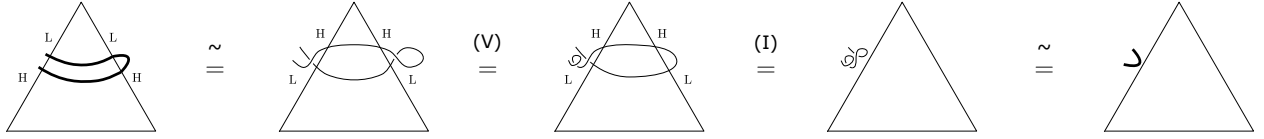


FIGURE 38. Move (I') and its proof, valid for either orientation

REFERENCES

- [AK17] D. G. L. Allegretti and H. K. Kim. A duality map for quantum cluster varieties from surfaces. *Adv. Math.*, 306:1164–1208, 2017.
- [All19] D. G. L. Allegretti. Categorized canonical bases and framed BPS states. *Selecta Math. (N.S.)*, 25:69, 2019.
- [BFKB99] D. Bullock, C. Frohman, and J. Kania-Bartoszyńska. Understanding the Kauffman bracket skein module. *J. Knot Theory Ramifications*, 8:265–277, 1999.
- [BG93] I. Biswas and K. Guruprasad. Principal bundles on open surfaces and invariant functions on Lie groups. *Internat. J. Math.*, 4:535–544, 1993.
- [BHMV95] C. Blanchet, N. Habegger, G. Masbaum, and P. Vogel. Topological quantum field theories derived from the Kauffman bracket. *Topology*, 34:883–927, 1995.
- [BW11] F. Bonahon and H. Wong. Quantum traces for representations of surface groups in $SL_2(\mathbb{C})$. *Geom. Topol.*, 15:1569–1615, 2011.
- [BW16] F. Bonahon and H. Wong. Representations of the Kauffman bracket skein algebra I: invariants and miraculous cancellations. *Invent. Math.*, 204:195–243, 2016.
- [CF00] L. O. Chekhov and V. V. Fock. Observables in 3D gravity and geodesic algebras. *Czechoslovak J. Phys.*, 50:1201–1208, 2000.
- [CKKO20] S. Y. Cho, H. Kim, H. K. Kim, and D. Oh. Laurent positivity of quantized canonical bases for quantum cluster varieties from surfaces. *Comm. Math. Phys.*, 373:655–705, 2020.
- [CKM14] S. Cautis, J. Kamnitzer, and S. Morrison. Webs and quantum skew Howe duality. *Math. Ann.*, 360:351–390, 2014.
- [CL19] F. Costantino and T. T. Q. Lê. Stated skein algebras of surfaces. <https://arxiv.org/abs/1907.11400>, 2019.
- [CS20] L. O. Chekhov and M. Shapiro. Darboux coordinates for symplectic groupoid and cluster algebras. <https://arxiv.org/abs/2003.07499>, 2020.
- [CTT20] A. Casella, D. Tate, and S. Tillmann. Moduli spaces of real projective structures on surfaces. In *MSJ Memoirs*, volume 38. Mathematical Society of Japan, Tokyo, 2020.
- [Dou20] D. C. Douglas. *Classical and quantum traces coming from $SL_n(\mathbb{C})$ and $U_q(\mathfrak{sl}_n)$* . PhD thesis, University of Southern California, 2020.
- [Dou21] D. C. Douglas. Points of quantum SL_n coming from quantum snakes. <https://arxiv.org/abs/2103.04471>, 2021.

- [DS20a] D. C. Douglas and Z. Sun. Tropical Fock-Goncharov coordinates for SL_3 -webs on surfaces I: construction. <https://arxiv.org/abs/2011.01768>, 2020.
- [DS20b] D. C. Douglas and Z. Sun. Tropical Fock-Goncharov coordinates for SL_3 -webs on surfaces II: naturality. <https://arxiv.org/abs/2012.14202>, 2020.
- [FC99] V. V. Fock and L. O. Chekhov. Quantum Teichmüller spaces. *Teoret. Mat. Fiz.*, 120:511–528, 1999.
- [FG06a] V. V. Fock and A. B. Goncharov. Cluster \mathcal{X} -varieties, amalgamation, and Poisson-Lie groups. In *Algebraic geometry and number theory*, volume 253 of *Progr. Math.*, pages 27–68. Birkhäuser Boston, Boston, MA, 2006.
- [FG06b] V. V. Fock and A. B. Goncharov. Moduli spaces of local systems and higher Teichmüller theory. *Publ. Math. Inst. Hautes Études Sci.*, 103:1–211, 2006.
- [FG07a] V. V. Fock and A. B. Goncharov. Dual Teichmüller and lamination spaces. *Handbook of Teichmüller theory*, 1:647–684, 2007.
- [FG07b] V. V. Fock and A. B. Goncharov. Moduli spaces of convex projective structures on surfaces. *Adv. Math.*, 208:249–273, 2007.
- [FG09] V. V. Fock and A. B. Goncharov. Cluster ensembles, quantization and the dilogarithm. *Ann. Sci. Éc. Norm. Supér.*, 42:865–930, 2009.
- [FKBL19] C. Frohman, J. Kania-Bartoszyńska, and T. T. Q. Lê. Unicity for representations of the Kauffman bracket skein algebra. *Invent. Math.*, 215:609–650, 2019.
- [Foc97] V. V. Fock. Dual Teichmüller spaces. <https://arxiv.org/abs/dg-ga/9702018>, 1997.
- [FS22] C. Frohman and A. S. Sikora. $SU(3)$ -skein algebras and webs on surfaces. *Math. Z.*, 300:33–56, 2022.
- [FWZ16] S. Fomin, L. Williams, and A. Zelevinsky. Introduction to cluster algebras. Chapters 1-3. <https://arxiv.org/abs/1608.05735>, 2016.
- [FYH⁺85] P. Freyd, D. Yetter, J. Hoste, W. B. R. Lickorish, K. Millett, and A. Ocneanu. A new polynomial invariant of knots and links. *Bull. Amer. Math. Soc. (N.S.)*, 12:239–246, 1985.
- [FZ02] S. Fomin and A. Zelevinsky. Cluster algebras. I. Foundations. *J. Amer. Math. Soc.*, 15:497–529, 2002.
- [Gab17] M. Gabella. Quantum holonomies from spectral networks and framed BPS states. *Comm. Math. Phys.*, 351:563–598, 2017.
- [GMN14] D. Gaiotto, G. W. Moore, and A. Neitzke. Spectral networks and snakes. *Ann. Henri Poincaré*, 15:61–141, 2014.
- [Gol84] W. M. Goldman. The symplectic nature of fundamental groups of surfaces. *Adv. in Math.*, 54:200–225, 1984.
- [Gol86] W. M. Goldman. Invariant functions on Lie groups and Hamiltonian flows of surface group representations. *Invent. Math.*, 85:263–302, 1986.
- [GS19] A. B. Goncharov and L. Shen. Quantum geometry of moduli spaces of local systems and representation theory. <https://arxiv.org/abs/1904.10491>, 2019.
- [GSV09] M. Gekhtman, M. Shapiro, and A. Vainshtein. Poisson geometry of directed networks in a disk. *Selecta Math. (N.S.)*, 15:61–103, 2009.
- [Hig20] V. Higgins. Triangular decomposition of SL_3 skein algebras. <https://arxiv.org/abs/2008.09419>, 2020.
- [Hit92] N. J. Hitchin. Lie groups and Teichmüller space. *Topology*, 31:449–473, 1992.
- [HN16] L. Hollands and A. Neitzke. Spectral networks and Fenchel-Nielsen coordinates. *Lett. Math. Phys.*, 106:811–877, 2016.
- [IY21] T. Ishibashi and W. Yuasa. Skein and cluster algebras of marked surfaces without punctures for \mathfrak{sl}_3 . <https://arxiv.org/abs/2101.00643>, 2021.
- [Kas95] C. Kassel. *Quantum groups*. Springer-Verlag, New York, 1995.
- [Kas98] R. M. Kashaev. Quantization of Teichmüller spaces and the quantum dilogarithm. *Lett. Math. Phys.*, 43:105–115, 1998.
- [Kim20] H. K. Kim. A_2 -laminations as basis for PGL_3 cluster variety for surface. <https://arxiv.org/abs/2011.14765>, 2020.
- [Kim21] H. K. Kim. The mutation compatibility of the SL_3 quantum trace maps for surfaces. <https://arxiv.org/abs/2104.06286>, 2021.

- [KLS20] H. K. Kim, T. T. Q. Lê, and M. Son. SL_2 quantum trace in quantum Teichmüller theory via writhe. <https://arxiv.org/abs/1812.11628>, 2020.
- [Kup96] G. Kuperberg. Spiders for rank 2 Lie algebras. *Comm. Math. Phys.*, 180:109–151, 1996.
- [Lab06] F. Labourie. Anosov flows, surface groups and curves in projective space. *Invent. Math.*, 165:51–114, 2006.
- [Lê18] T. T. Q. Lê. Triangular decomposition of skein algebras. *Quantum Topol.*, 9:591–632, 2018.
- [LS21] T. T. Q. Lê and A. S. Sikora. Stated $SL(n)$ -Skein Modules and Algebras. <https://arxiv.org/abs/2201.00045>, 2021.
- [LY] T. T. Q. Lê and T. Yu. To appear.
- [MFK94] D. Mumford, J. Fogarty, and F. Kirwan. *Geometric invariant theory. Third edition.* Springer-Verlag, Berlin, 1994.
- [NY20] A. Neitzke and F. Yan. q -nonabelianization for line defects. *J. High Energy Phys.*, 153:65 pp., 2020.
- [NY21] A. Neitzke and F. Yan. The quantum UV-IR map for line defects in $\mathfrak{gl}(3)$ -type class S theories. <https://arxiv.org/abs/2112.03775>, 2021.
- [Pro76] C. Procesi. The invariant theory of $n \times n$ matrices. *Adv. Math.*, 19:306–381, 1976.
- [Prz91] J. H. Przytycki. Skein modules of 3-manifolds. *Bull. Polish Acad. Sci. Math.*, 39:91–100, 1991.
- [PT87] J. H. Przytycki and P. Traczyk. Conway algebras and skein equivalence of links. *Proc. Amer. Math. Soc.*, 100:744–748, 1987.
- [RT90] N. Y. Reshetikhin and V. G. Turaev. Ribbon graphs and their invariants derived from quantum groups. *Comm. Math. Phys.*, 127:1–26, 1990.
- [Sik01] A. S. Sikora. SL_n -character varieties as spaces of graphs. *Trans. Amer. Math. Soc.*, 353:2773–2804, 2001.
- [Sik05] A. S. Sikora. Skein theory for $SU(n)$ -quantum invariants. *Algebr. Geom. Topol.*, 5:865–897, 2005.
- [SS17] G. Schrader and A. Shapiro. Continuous tensor categories from quantum groups I: algebraic aspects. <https://arxiv.org/abs/1708.08107>, 2017.
- [SS19] G. Schrader and A. Shapiro. A cluster realization of $U_q(\mathfrak{sl}_n)$ from quantum character varieties. *Invent. Math.*, 216:799–846, 2019.
- [Thu97] W. P. Thurston. *Three-dimensional geometry and topology. Vol. 1.* Princeton University Press, Princeton, NJ, 1997.
- [Tur89] V. G. Turaev. Algebras of loops on surfaces, algebras of knots, and quantization. In *Braid group, knot theory and statistical mechanics*, pages 59–95. World Sci. Publ., Teaneck, NJ, 1989.
- [Wit89] E. Witten. Quantum field theory and the Jones polynomial. *Comm. Math. Phys.*, 121:351–399, 1989.

DEPARTMENT OF MATHEMATICS, YALE UNIVERSITY, NEW HAVEN CT 06511, U.S.A.
 Email address: daniel.douglas@yale.edu

APPENDIX A. PROOF OF PROPOSITION 28

This is an application of Theorem XIV.5.1 in [Kas95] (with a “twist” that we will unwind as we go). For the most part, we will follow the definitions, notations, and conventions of [Kas95], alerting the reader otherwise. Most (or all) of the following material is standard.

First, we need to define the *ribbon category* \mathcal{C}_V of interest. In particular, this requires us to define the objects V , morphisms $f : U \rightarrow V$, tensor product \otimes , tensor unit I , braiding $c_{V,W} : V \otimes W \rightarrow W \otimes V$ (see Remark 35), dual object V^* , left duality morphisms $b_V : I \rightarrow V \otimes V^*$ and $d_V : V^* \otimes V \rightarrow I$, and twist $\theta_V : V \rightarrow V$. Note this data guarantees the existence of right duality morphisms $b'_V : I \rightarrow V^* \otimes V$ and $d'_V : V \otimes V^* \rightarrow I$.

As usual, fix $n \in \mathbb{Z}_{\geq 2}$ as well as q and $\omega = q^{1/n^2}$ in $\mathbb{C} - \{0\}$. This section does not require a choice of square root $\omega^{1/2}$; compare §4.2. All vector spaces are complex.

A.1. Quantum special linear group $H = \mathrm{SL}_n^q$. The *quantum matrix algebra* M_n^q (or *FRT bialgebra*) is the quotient of the free algebra in generators $(T_i^j)_{1 \leq i, j \leq n}$ by the relations

$$\begin{aligned} T_i^m T_i^k &= q T_i^k T_i^m, & T_j^m T_i^m &= q T_i^m T_j^m, \\ T_i^m T_j^k &= T_j^k T_i^m, & T_j^m T_i^k - T_i^k T_j^m &= (q - q^{-1}) T_i^m T_j^k \end{aligned}$$

for $i < j$ and $k < m$ (we think of lower indices indicating rows and upper indices columns). There is a distinguished central element Det^q in M_n^q called the *quantum determinant*.

The *quantum special linear group* SL_n^q is the quotient

$$H := \mathrm{SL}_n^q = M_n^q / (\mathrm{Det}^q - 1).$$

The algebra H is a *Hopf algebra*. In particular, it comes with linear structure maps

$$\mu_H : H \otimes H \rightarrow H, \quad \eta_H : \mathbb{C} \rightarrow H, \quad \Delta_H : H \rightarrow H \otimes H, \quad \epsilon_H : H \rightarrow \mathbb{C}, \quad S_H : H \rightarrow H$$

called the product, unit, coproduct, counit, and antipode, respectively. For example, if δ_{ij} denotes the Kronecker delta, then the coproduct Δ_H and counit ϵ_H are defined by

$$\Delta(T_i^j) = \sum_{k=1}^n T_i^k \otimes T_k^j, \quad \epsilon(T_i^j) = \delta_{ij}.$$

A.2. Braided category of right H -comodules.

A.2.1. Right H -comodules. A vector space V is a *right H -comodule* if it is equipped with a linear map $\Delta_V : V \rightarrow V \otimes H$, called the coaction, satisfying certain compatibility conditions. Homomorphisms $f : U \rightarrow V$ of right H -comodules are linear maps satisfying certain conditions. Since H is, in particular, a bialgebra, the tensor product $V \otimes W$ of two right H -comodules inherits the structure of a right H -comodule, and the vector space \mathbb{C} inherits a trivial right H -comodule structure.

Define the tensor category $H\text{-Comod}$ whose objects V are right H -comodules, morphisms $f : U \rightarrow V$ are homomorphisms of right H -comodules, tensor product \otimes is the tensor product of right H -comodules, and tensor unit I is the trivial right H -comodule.

A.2.2. Braiding. The Hopf algebra $H = \mathrm{SL}_n^q$ is *cobraided*. This means that H admits complementary linear forms, $r_H : H \otimes H \rightarrow \mathbb{C}$ and its inverse (with respect to a convolution operator) $\bar{r}_H : H \otimes H \rightarrow \mathbb{C}$, called universal R -forms, satisfying certain properties. Specifically, if $E_i^{j*} : H \rightarrow \mathbb{C}$ is the linear form $E_i^{j*}(T_k^\ell) = \delta_{ik} \delta_{j\ell}$, then the forms r_H and \bar{r}_H are

$$\begin{aligned} r_H &= q^{-1/n} \left(\sum_{1 \leq i \neq j \leq n} E_i^{i*} \otimes E_j^{j*} + q \sum_{i=1}^n E_i^{i*} \otimes E_i^{i*} + (q - q^{-1}) \sum_{1 \leq i < j \leq n} E_i^{j*} \otimes E_j^{i*} \right), \\ \bar{r}_H &= q^{+1/n} \left(\sum_{1 \leq i \neq j \leq n} E_i^{i*} \otimes E_j^{j*} + q^{-1} \sum_{i=1}^n E_i^{i*} \otimes E_i^{i*} + (q^{-1} - q) \sum_{1 \leq i < j \leq n} E_i^{j*} \otimes E_j^{i*} \right). \end{aligned}$$

The cobraided structure of H induces a braiding on the category $H\text{-Comod}$ of right H -comodules, as follows. The braiding $c_{V,W} : V \otimes W \rightarrow W \otimes V$ and inverse braiding $\bar{c}_{V,W} : V \otimes W \rightarrow W \otimes V$ of two right H -comodules V, W are the linear isomorphisms defined by

$$c_{V,W}(v \otimes w) = \sum_{(v), (w)} (w_W \otimes v_V) r_H(v_H \otimes w_H), \quad \bar{c}_{V,W}(v \otimes w) = \sum_{(v), (w)} (w_W \otimes v_V) \bar{r}_H(w_H \otimes v_H)$$

where we have used Sweedler's notation for the coaction $\Delta_V : V \rightarrow V \otimes H$ as well as Δ_W .

Remark 35. By symmetry, one can just as well take the inverse isomorphism $\bar{c}_{V,W}$ to be “the braiding” for the category. For technical reasons, we will prefer this choice below.

A.3. Ribbon category of finite-dimensional right H -comodules.

A.3.1. *Left duality.* The braided sub-category $H\text{-Comod}_f$ consisting of finite-dimensional right H -comodules also possesses *left duality*. That is, to each object V is associated a dual object V^* as well as duality morphisms $b_V : \mathbb{C} \rightarrow V \otimes V^*$ and $d_V : V^* \otimes V \rightarrow \mathbb{C}$.

The following construction works for any Hopf algebra H . As a vector space, the dual V^* of V is the vector space dual. We show that the right H -comodule structure for V induces such a structure for V^* . Let V be n -dimensional, say. Choose a basis e^1, e^2, \dots, e^n for V with corresponding dual basis $e_1^*, e_2^*, \dots, e_n^*$ for V^* . Define $h_i^j \in H$ for $1 \leq i, j \leq n$ by

$$\Delta_V(e^j) = \sum_{k=1}^n e^k \otimes h_k^j.$$

One shows that $(h_i^j) \in M_n(H)$ is an invertible matrix, with inverse $(S_H h_i^j) \in M_n(H)$ where S_H is the antipode of H . The coaction $\Delta_{V^*} : V^* \rightarrow V^* \otimes H$ is then defined by

$$\Delta_{V^*}(e_i^*) = \sum_{k=1}^n e_k^* \otimes S_H h_i^k.$$

One checks that this definition is independent of the choice of basis of V .

For any fixed complex *duality parameter* λ we define the left duality maps $b_V : \mathbb{C} \rightarrow V \otimes V^*$ and $d_V : V^* \otimes V \rightarrow \mathbb{C}$ to be the linear maps

$$b_V(1) = \lambda \sum_{k=1}^n e^k \otimes e_k^*, \quad d_V(e_i^* \otimes e^j) = \lambda^{-1} \delta_{ij}.$$

Remark 36. One often chooses $\lambda = 1$. However, it turns out that choosing $\lambda = q^{(1-n)/2n} = \bar{\sigma}_n q^{(n-1)/2}$, where $\bar{\sigma}_n = q^{(1-n^2)/2n}$ is the *square root of the coribbon element* (see Definition 24), is better suited to our purposes; see Lemma 40 and Remarks 27 and 41. We will momentarily put the notion of “coribbon element” on a more solid categorical footing.

A.3.2. *Twist.* The following material has been adapted to our purposes from [Kas95, Chapter XIV, Exercises 5-6]. For any cibraided Hopf algebra H , we say that H is a *coribbon Hopf algebra* if there exists an invertible central element ζ_H of the dual algebra H^* such that

$$\zeta_H \circ \mu_H = (r_H \circ \tau_{H,H}) \star r_H \star (\zeta_H \otimes \zeta_H), \quad \zeta_H(1_H) = 1, \quad \zeta_H \circ S_H = \zeta_H.$$

Here, the dual space $H^* = \text{Hom}_{\mathbb{C}}(H, \mathbb{C})$ is being viewed as an algebra whose multiplication is provided by the convolution operator

$$\star : H^* \otimes H^* \rightarrow H^*, \quad f \star g : H \xrightarrow{\Delta_H} H \otimes H \xrightarrow{f \otimes g} \mathbb{C} \otimes \mathbb{C} \xrightarrow{\mu_{\mathbb{C}}} \mathbb{C} \quad (f, g \in H^*).$$

The multiplicative unit $1_{H^*} = \epsilon_H$ in H^* is equal to the counit of H . The convolution operator \star similarly operates on forms $H \otimes H \rightarrow \mathbb{C}$, for example the universal R -form r_H . Note $\tau_{H,H} : H \otimes H \rightarrow H \otimes H$ is the swapping map.

Fact 37. *The cobraided Hopf algebra $H = \mathrm{SL}_n^q$ is a coribbon Hopf algebra, with invertible central element $\zeta_H \in H^*$ and convolution inverse $\bar{\zeta}_H \in H^*$ defined by the property that*

$$\begin{aligned}\zeta_H(T_i^j) &= \zeta_n \delta_{ij}, & \zeta_n &= (-1)^{n-1} q^{(n^2-1)/n} \quad \left(:= (-1)^{n-1} \omega^{n(n^2-1)} \right), \\ \bar{\zeta}_H(T_i^j) &= \bar{\zeta}_n \delta_{ij}, & \bar{\zeta}_n &= (-1)^{n-1} q^{(1-n^2)/n} \quad \left(:= (-1)^{n-1} \omega^{n(1-n^2)} \right).\end{aligned}$$

Remark 38. Note that $\bar{\zeta}_n$ is what we previously called the “coribbon element” in Definition 24; compare Remarks 27 and 36. More generally, we also refer to $\bar{\zeta}_H$ as the *coribbon element*.

Finally, to conclude that the category $H\text{-Comod}_f$ of finite-dimensional right H -comodules is a *ribbon category*, we require:

Fact 39. *For any coribbon Hopf algebra H , the category $H\text{-Comod}_f$ admits a twist morphism $\theta_V : V \rightarrow V$ defined as the linear map*

$$\theta_V(v) = \sum_{(v)} v_V \bar{\zeta}_H(v_H)$$

where we have once again used Sweedler’s notation for the coaction $\Delta_V : V \rightarrow V \otimes H$.

A.3.3. Right duality. As a last remark, by virtue of being a ribbon category, $H\text{-Comod}_f$ automatically acquires *right* duality morphisms $b'_V : \mathbb{C} \rightarrow V^* \otimes V$ and $d'_V : V \otimes V^* \rightarrow \mathbb{C}$. These satisfy the identities ([Kas95, Chapter XIV.3], bearing in mind Remark 35)

$$b'_V = (\mathrm{id}_{V^*} \otimes \theta_V) \circ \bar{c}_{V,V^*} \circ b_V, \quad d'_V = d_V \circ \bar{c}_{V,V^*} \circ (\theta_V \otimes \mathrm{id}_{V^*}).$$

A.4. Ribbon category \mathcal{C}_V coming from the quantum row-space.

A.4.1. Quantum row-space. The *quantum row-space* is the quotient of the free algebra

$$A := \mathbb{C}[x^1, x^2, \dots, x^n]^q := \mathbb{C}\{x^1, x^2, \dots, x^n\} / (x^j x^i - q x^i x^j; \quad n \geq j > i \geq 1).$$

For $H = \mathrm{SL}_n^q$ the quantum row-space A is an infinite-dimensional right H -comodule (in fact, right H -comodule-*algebra*) with coaction $\Delta_A : A \rightarrow A \otimes H$ defined by the property

$$\Delta_A(x^j) = \sum_{k=1}^n x^k \otimes T_k^j.$$

For each integer $n \geq 0$, let $V_n \subseteq A$ denote the finite-dimensional sub-space of A consisting of homogeneous polynomials of degree n . Then V_n is a right H -sub-comodule of A . We denote by V the homogeneous polynomials of degree 1, that is $V := V_1 = \mathrm{Span}_{\mathbb{C}}(x^1, x^2, \dots, x^n)$.

A.4.2. Ribbon category \mathcal{C}_V . At last, the *ribbon category \mathcal{C}_V of interest* is defined to be the sub-category of $H\text{-Comod}_f$ generated by the n -dimensional vector space V . In particular, objects of \mathcal{C}_V are finite tensor products of V and its dual V^* .

A.4.3. Formulas for structure morphisms. We now write down explicit formulas for the braiding $\bar{c}_{V,W}$ (see Remark 35), left dualities b_V, d_V , right dualities b'_V, d'_V , and twist θ_V , the latter of which involves the coribbon element $\bar{\zeta}_H$ (see Remark 38). Since we are working in the category \mathcal{C}_V , it suffices to consider just the objects V and V^* .

Putting $e^j := x^j \in V$ and $e_i^* := x_i^* \in V^*$ it can be shown that the formulas for the braidings $\bar{c}_{V,V}, \bar{c}_{V^*,V^*}, \bar{c}_{V^*,V}$ and \bar{c}_{V,V^*} are the same as those provided in §4.2.2; see also Remark 27.

The left dualities $b_V : \mathbb{C} \rightarrow V \otimes V^*$ and $d_V : V^* \otimes V \rightarrow \mathbb{C}$ are calculated by the formulas in §A.3.1 taking, by definition, the *symmetrized duality parameter* $\lambda = q^{(1-n)/2n} = \bar{\sigma}_n q^{(n-1)/2}$; see Remark 36 and Lemma 40.

By §A.3.2 the twists $\theta_V : V \rightarrow V$ and $\theta_{V^*} : V^* \rightarrow V^*$ can be computed by the formulas

$$\theta_V(e^j) = \bar{\zeta}_n e^j, \quad \theta_{V^*}(e_i^*) = \bar{\zeta}_n e_i^*.$$

Lastly, by §A.3.3 the right dualities $b'_V : \mathbb{C} \rightarrow V^* \otimes V$ and $d'_V : V \otimes V^* \rightarrow \mathbb{C}$ can be computed as

$$b'_V(1) = (-1)^{n-1} \lambda \sum_{k=1}^n q^{2k-n-1} e_k^* \otimes e^k, \quad d'_V(e^i \otimes e_j^*) = (-1)^{n-1} \lambda^{-1} q^{n-2i+1} \delta_{ij}$$

again where $\lambda = \bar{\sigma}_n q^{(n-1)/2}$.

A.4.4. Matrix formulas. Maneuvering toward the “state-sum” point of view of Proposition 28, we make an observation similar to Fact 26, but for the duality morphisms. As we will see in §A.5, the upcoming lemma fits into a topological explanation for why the symmetrized duality parameter $\lambda = q^{(1-n)/2n} = \bar{\sigma}_n q^{(n-1)/2}$ appears naturally; see Remark 36.

Recall in particular the matrix \mathbf{U}^q from §4.2.1. See §4.1 for matrix conventions. More generally, define for any complex scalar λ a matrix \mathbf{U}_λ^q in $M_n(\mathbb{C})$ by its matrix coefficients

$$(\mathbf{U}_\lambda^q)_i^j = \lambda(-q)^{i-n} \delta_{i,n-j+1}.$$

Note that the matrices $\mathbf{U}^q = \mathbf{U}_\lambda^q$ agree precisely when $\lambda = +\bar{\sigma}_n q^{(n-1)/2}$.

Also more generally, denote by $b_V(\lambda)$, $d_V(\lambda)$, $b'_V(\lambda)$, and $d'_V(\lambda)$ the dualities defined in §A.3.1 and A.3.3 (see also §A.4.3) but for *any* choice of scalar λ .

Lastly, recall from §4.2.2 the ordered bases $\beta_{V^*,V}$ and β_{V,V^*} of $V^* \otimes V$ and $V \otimes V^*$, respectively. When written in terms of the basis β_{V,V^*} (and the basis $\{1\}$ of \mathbb{C}), the left duality $b_V(\lambda) : \mathbb{C} \rightarrow V \otimes V^*$ becomes a $n^2 \times 1$ matrix with coefficients $[b_V(\lambda)]_{ij}^1$. Similarly, when written in terms of these bases, the dualities $d_V(\lambda) : V^* \otimes V \rightarrow \mathbb{C}$, $b'_V(\lambda) : \mathbb{C} \rightarrow V^* \otimes V$, and $d'_V(\lambda) : V \otimes V^* \rightarrow \mathbb{C}$ become $1 \times n^2$, $n^2 \times 1$, and $1 \times n^2$ matrices with coefficients $[d_V(\lambda)]_1^{ij}$, $[b'_V(\lambda)]_{ij}^1$, and $[d'_V(\lambda)]_1^{ij}$ respectively.

Lemma 40 (defining property of the “symmetrized” duality parameter λ in terms of the square root of the coribbon element $\bar{\sigma}_n$ for the Hopf algebra $H = SL_n^q$). *Recalling $q = \omega^{n^2}$, the following equalities of matrix coefficients*

$$\begin{aligned} [b'_V(\lambda)]_{ij}^1 &= (\mathbf{U}_\lambda^q)_j^i, & [d'_V(\lambda)]_1^{ij} &= ((\bar{\zeta}_n)^{-1} \mathbf{U}_\lambda^q)_j^i, \\ [b_V(\lambda)]_{ij}^1 &= ((\mathbf{U}_\lambda^q)^T)_i^j, & [d_V(\lambda)]_1^{ij} &= ((\bar{\zeta}_n)^{-1} (\mathbf{U}_\lambda^q)^T)_i^j \end{aligned}$$

hold if and only if $\lambda = \lambda_\pm = \pm \bar{\sigma}_n q^{(n-1)/2}$, where $\bar{\sigma}_n = q^{(1-n^2)/2n} \in \mathbb{C} - \{0\}$.

Proof. We display the case of $d'_V(\lambda)$. The other computations are similar.

Put $v_{ij} = (\beta_{V,V^*})_{ij} = e^i \otimes (-q)^{n-j} e_{n-j+1}^*$. We calculate

$$\begin{aligned} [d'_V(\lambda)]_1^{ij} &= d'_V(\lambda)(v_{ij}) = (-q)^{n-j} d'_V(\lambda)(e^i \otimes e_{n-j+1}^*) \\ &= (-q)^{n-j} (-1)^{n-1} \lambda^{-1} q^{n-2i+1} \delta_{i,n-j+1} = (-1)^{j-1} q^{n-j} \lambda^{-1} q^{2j-n-1} \delta_{i,n-j+1} \\ &= (-1)^{j-1} q^{j-1} \lambda^{-1} \delta_{i,n-j+1} \end{aligned}$$

as well as

$$((\bar{\zeta}_n)^{-1} \mathbf{U}_\lambda^q)_j^i = (-1)^{n-1} |\bar{\zeta}_n|^{-1} \lambda (-q)^{j-n} \delta_{j,n-i+1} = (-1)^{j-1} q^{j-1} q^{1-n} |\bar{\zeta}_n|^{-1} \lambda \delta_{i,n-j+1}$$

where $|\bar{\zeta}_n| := +q^{(1-n^2)/n}$. We gather

$$[d'_V(\lambda)]_1^{ij} \stackrel{?}{=} ((\bar{\zeta}_n)^{-1} \mathbf{U}_\lambda^q)_j^i \iff \lambda^{-1} \stackrel{?}{=} q^{1-n} |\bar{\zeta}_n|^{-1} \lambda \iff \pm \bar{\sigma}_n q^{(n-1)/2} \stackrel{?}{=} \lambda. \quad \square$$

Remark 41. Compare the four analogous matrix equations in §4.2.1; see Figures 17 and 18. The reason for the transposition of the indices i, j in the first row of Lemma 40 will become clear when we discuss diagrammatics below. Essentially, this is because the “tails” of the U-turns in Figure 17, corresponding (see §A.5 and A.6) to the morphisms b'_V and d'_V , are associated with the second tensor factor (measured from bottom to top). Note that the opposite is true for the U-turns in Figure 18, corresponding to the morphisms b_V and d_V .

The sign ambiguity in Lemma 40 is resolved by our need for the matrix $\mathbf{U}^q = \mathbf{U}_{\lambda_+}^q$. This begs the question why in §4.2.1 the matrix \mathbf{U}^q was preferred over $-\mathbf{U}^q = \mathbf{U}_{\lambda_-}^q$? Indeed, recall that this was necessary in order for the quantum trace to satisfy the local isotopy Move (II); see Figure 27 and the Equation (II) below it. (Assuming that we ask for the local monodromy matrices to have positive entries.)

Lastly, it is worth noting that the top left equation in Lemma 40, for b'_V , uniquely determines the value (including the sign) of the coribbon parameter $\bar{\zeta}_n$ appearing in Fact 37.

A.5. Universal ribbon category \mathcal{R} and the Reshetikhin-Turaev functor $\mathcal{R} \rightarrow \mathcal{C}_V$.

A.5.1. Category of ribbons. The *universal ribbon category* \mathcal{R} , also known as the category of oriented ribbons, is defined exactly as in [Kas95]. Roughly, the objects are collections of ribbon ends, and the morphisms are isotopy classes of ribbons. It is useful to also be able to think of ribbons as framed links, the link being the spine of the ribbon, and where the framing at a point on the link is normal to the tangent space of the ribbon at that point.

Ribbons live in the space $\mathbb{R}^2 \times [0, 1]$ possessing the usual x, y, z -coordinates. However, when drawing *ribbon diagrams* (which are, crucially, different from our previous pictures such as those appearing in Figures 17–21), the x -coordinate is drawn on the page horizontally right, the z -coordinate on the page vertically up, and the y -coordinate into the page. By definition, the ribbon ends lying on the same boundary plane in $\mathbb{R}^2 \times \{0, 1\}$ are required to have distinct x -coordinates. The coordinates x, y, z are called *ribbon coordinates*.

Ribbon diagrams are always assumed to have the *blackboard framing*, meaning the constant framing in the $(0, -1, 0)$ direction, that is, out of the page toward the eye of the reader. Such a framing is always possible by introducing kinks into the ribbon. Here, a positive kink (Figure 3a) represents a full right-handed twist, and a negative kink (Figure 3b) a full left-handed twist. Importantly, ribbon ends lying on $\mathbb{R}^2 \times \{0, 1\}$ also have this blackboard framing.

A.5.2. Reshetikhin-Turaev functor. We are now ready to apply Theorem XIV.5.1 in [Kas95]. This says that there is a unique functor F_V from the category of ribbons \mathcal{R} to the ribbon category \mathcal{C}_V generated by the distinguished right H -comodule V , which preserves the braiding, left duality, and twist, and satisfies the property that a single downward-pointing (i.e. negative z direction) ribbon end (a distinguished object in \mathcal{R}) is mapped to V . (Consequently, upward-pointing ribbon ends are mapped to V^* .) In particular, F_V provides an invariant of isotopy classes of ribbons depending on \mathcal{C}_V . We call F_V the *Reshetikhin-Turaev functor*.

Diagrammatically speaking, this means in particular that we use exactly the same conventions for displaying morphisms in the category \mathcal{C}_V as in [Kas95]. For example, in Figure 39

we show how the twist morphisms are displayed diagrammatically [Kas95, Chapters X.8 and XIV.5.1]; compare Figures 3a–3b. The equalities expressed in Figure 39 follow immediately from our calculations in §A.4.3. To help distinguish these ribbon diagrams from our previous pictures, as in Figures 17–21, we include white arrows on the boundary axis $\mathbb{R} \times \{0\} \times \{0\}$ indicating the positive x -direction.

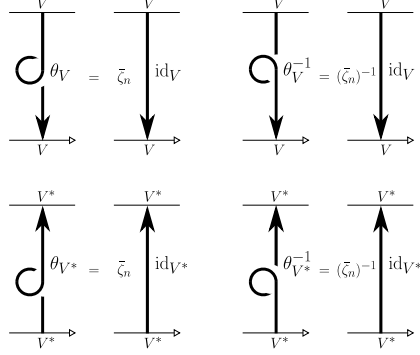


FIGURE 39. Ribbon diagrams for twist morphisms

A.6. Alternative definition of the biangle quantum trace map. We are now prepared to prove Proposition 28. The strategy is to use the Reshetikhin-Turaev functor F_V to give an alternative definition of the quantum trace map $\text{Tr}_{\mathfrak{B}}^\omega$ for a biangle \mathfrak{B} , equivalent to the definition provided in §4.2. The challenge is to find a way to pass back and forth between the seemingly “more three-dimensional” setting of framed links K in the thickened biangle $\mathfrak{B} \times (0, 1)$ (where, for instance, the heights of link boundaries ∂K play a crucial role), and the seemingly “more two-dimensional” setting of ribbon diagrams.

A.6.1. “Turning your head”. The key idea behind this passage between the two settings is to “turn your head”. That is, instead of viewing the thickened biangle $\mathfrak{B} \times (0, 1)$ “from the top” (as in Figures 17–21), instead view it “from the side”. This can be done in two different ways, illustrated in Figure 40, namely from the perspective of Person G or that of Person D.

More precisely, let the thickened biangle $\mathfrak{B} \times (0, 1) = ([0, 1] \times \mathbb{R}) \times (0, 1)$ have *biangle coordinates* X, Y, Z . For example, in the left hand side of Figure 40, the X -coordinate is drawn on the page horizontally right, the Y -coordinate on the page vertically up, and the Z -coordinate out of the page toward the eye of the reader. Then, guided by Figure 40 and our discussion of ribbon coordinates in §A.5.1, if x_G, y_G, z_G denote the ribbon coordinates from Person G’s perspective, the G-coordinate transformation $\varphi_G : \mathfrak{B} \times (0, 1) \hookrightarrow \mathbb{R}^2 \times [0, 1]$ is

$$\varphi_G(X, Y, Z) = (x_G, y_G, z_G) = (+Z, +Y, 1 - X).$$

Similarly, the D-coordinate transformation $\varphi_D : \mathfrak{B} \times (0, 1) \hookrightarrow \mathbb{R}^2 \times [0, 1]$ providing the D-coordinates x_D, y_D, z_D is given by

$$\varphi_D(X, Y, Z) = (x_D, y_D, z_D) = (+Z, -Y, +X).$$

Notice that in both cases the positive x -ribbon coordinate points in the direction of increasing height in the thickened biangle $\mathfrak{B} \times (0, 1)$.

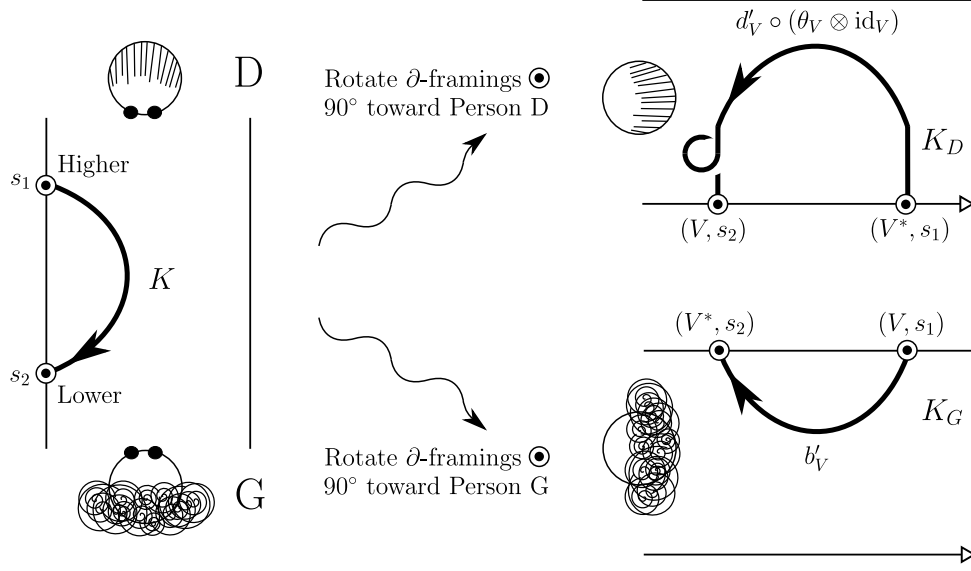


FIGURE 40. Calculating the biangle quantum trace by “turning your head”. This can be done in two different ways, but if we choose the *symmetrized* duality parameter $\lambda = \bar{\sigma}_n q^{(n-1)/2}$, depending on the square root of the coribbon element for the Hopf algebra SL_n^q , then the result is independent of which perspective, that of Person G or Person D, is taken; see Lemma 40

A.6.2. Definition via the Reshetikhin-Turaev functor: topological setup. Fix a stated framed oriented link (K, s) in the thickened biangle $\mathfrak{B} \times (0, 1)$; see §3.2. Recall that by definition the framing on the boundary ∂K points up in the vertical direction. That is, the framing vector is $(X, Y, Z) = (0, 0, 1)$ in biangle coordinates (§A.6.1); see the left hand side of Figure 40 where the small “bullseyes”, indicating the tips of the framing vectors, point out of the page toward the eye of the reader. Recall that, by definition, points of ∂K lying on the same boundary component of $\mathfrak{B} \times (0, 1)$ have distinct heights, namely, distinct Z -coordinates.

We now “turn our heads” as in §A.6.1, say from the perspective of Person G. More precisely, by applying the G -coordinate transformation φ_G we obtain a link $K_G = \varphi_G(K)$ in $\mathbb{R}^2 \times [0, 1]$. However, K_G is not a *framed* link, according to the definition in §A.5.1. Indeed, its framing vectors on the boundary $\mathbb{R}^2 \times \{0, 1\}$ are all $(x_G, y_G, z_G) = (1, 0, 0)$ in ribbon coordinates. To fix this, we rotate each framing vector 90 degrees toward Person G, yielding an appropriate framing vector $(x_G, y_G, z_G) = (0, -1, 0)$. Similarly, by this process we obtain a *possibly different* framed link K_D in $\mathbb{R}^2 \times [0, 1]$ from Person D’s perspective; see Figure 40. We say that the new framed links K_G and K_D have been *corrected*.

Critically, note that this process of correcting the framing may introduce a twist in the link. Indeed, as an example, on the right hand side of Figure 40 the framed link K acquires a right-handed twist from Person D’s perspective (this is a fun exercise best understood by playing with an old belt). On the other hand, there is no twist from Person G’s perspective.

As one last topological remark before we proceed with the algebraic setup, note that the “distinct heights/ Z -coordinates condition” (see just above) for the link boundary ∂K is consistent with the “distinct x -coordinates condition” for ∂K_G and ∂K_D (see §A.5.1).

A.6.3. Definition via the Reshetikhin-Turaev functor: algebraic setup. Returning to Person G’s perspective, let N_G^i for $i = 0, 1$ denote the number of points of the corrected framed link

K_G lying on the boundary plane $\mathbb{R}^2 \times \{i\}$. The framed link K_G comes with a pair of sequences $V_G^i = ((V_G^i)_j)_{j=1,2,\dots,N_G^i}$ of vector spaces $(V_G^i)_j \in \{V, V^*\}$, where the sequence is ordered in the increasing x_G -direction; see §A.5.2. In other words, the sequences V_G^i come from evaluating the Reshetikhin-Turaev functor F_V on the domain and codomain objects of the framed link K_G viewed as a morphism in the category of ribbons \mathcal{R} ; see §A.5.1. Moreover, the evaluation of the functor F_V on the framed link K_G provides a linear map

$$F_V(K_G) : \bigotimes_{j=1,2,\dots,N_G^0} (V_G^0)_j \longrightarrow \bigotimes_{j=1,2,\dots,N_G^1} (V_G^1)_j.$$

Similarly, define vector spaces $(V_D^i)_j$ and a linear map $F_V(K_D)$ from Person D's perspective.

For example, on the right hand side of Figure 40 we see $V_G^1 = ((V_G^1)_1, (V_G^1)_2) = (V^*, V)$ and, as a degenerate case, $V_G^0 = (\mathbb{C})$. The corresponding linear map is $F_V(K_G) = b'_V : \mathbb{C} \rightarrow V^* \otimes V$. On the other hand, from Person D's perspective, $V_D^1 = (\mathbb{C})$ and $V_D^0 = ((V_D^0)_1, (V_D^0)_2) = (V, V^*)$ and the corresponding linear map is $F_V(K_D) = d'_V \circ (\theta_V \otimes \text{id}_V) : V \otimes V^* \rightarrow \mathbb{C}$.

Before giving the alternative definition of the biangle quantum trace map, we need to set up just a bit more notation. Let $v_i \in V$ be the basis vector $v_i = e^i$. By abuse of notation, we also let $v_j \in V^*$ denote the covector $(-q)^{n-j} e_{n-j+1}^*$. Note that $\{v_i\}_{i=1,2,\dots,n}$ provides an ordered basis for either V or V^* . From Person G's perspective, say, we may thus consider the induced basis $\beta(V_G^i)$ for the tensor product $\bigotimes_{j=1,2,\dots,N_G^i} (V_G^i)_j$ defined by

$$\beta(V_G^i)_{j_1 j_2 \dots j_{N_G^i}} = v_{j_1} \otimes v_{j_2} \otimes \dots \otimes v_{j_{N_G^i}} \quad \left(j_1, j_2, \dots, j_{N_G^i} \in \{1, 2, \dots, n\} \right).$$

Similarly, from Person D's perspective, we define a basis $\beta(V_D^i)$ for the tensor product $\bigotimes_{j=1,2,\dots,N_D^i} (V_D^i)_j$. Note that this procedure recovers the familiar bases $\beta_{V,V}$, β_{V^*,V^*} , $\beta_{V^*,V}$, and β_{V,V^*} for $V \otimes V$, $V^* \otimes V^*$, $V^* \otimes V$, and $V \otimes V^*$ used in §A.4.4.

A.6.4. Definition via the Reshetikhin-Turaev functor. Finally, recall that the framed link K in the thickened biangle $\mathfrak{B} \times (0, 1)$ has in addition been equipped with a state s , meaning that to each point of the boundary ∂K is associated a number in $\{1, 2, \dots, n\}$ also called a state by abuse of language. From Person G's perspective, say, mimicking the sequences $V_G^i = ((V_G^i)_j)_j$ we obtain a pair of sequences of states $s_G^i = ((s_G^i)_j)_{j=1,2,\dots,N_G^i}$ for $i = 0, 1$. Similarly, from Person D's perspective, we obtain a pair of state sequences s_D^i .

For example, on the right hand side of Figure 40 we see $s_G^1 = ((s_G^1)_1, (s_G^1)_2) = (s_2, s_1)$ and $s_G^0 = \emptyset$ from Person G's perspective. We also see $s_D^1 = \emptyset$ and $s_D^0 = ((s_D^0)_1, (s_D^0)_2) = (s_2, s_1)$ from Person D's perspective. (Here and in Figure 40, the names of the states s_1, s_2 were arbitrary, taken from §4.2.1, and not intended to be ordered in any particular way.)

Definition 42 (alternative definition of the SL_n -biangle quantum trace map through the Reshetikhin-Turaev functor). Given a stated framed oriented link (K, s) in the thickened biangle $\mathfrak{B} \times (0, 1)$, from Person G's perspective (Figure 40) define the complex number

$$\text{Tr}_{\mathfrak{B}}^\omega(K, s) = (\text{Tr}_{\mathfrak{B}}^\omega)_G(K, s) = [F_V(K_G)]_{i_1 i_2 \dots i_{N_G^1}}^{j_1 j_2 \dots j_{N_G^0}} \in \mathbb{C}$$

where $[F_V(K_G)]$ denotes the matrix of the linear map $F_V(K_G)$ written in the bases $\beta(V_G^0)$ and $\beta(V_G^1)$, and with the states $i_k = (s_G^1)_k$ and $j_k = (s_G^0)_k$. Similarly, define

$$\text{Tr}_{\mathfrak{B}}^\omega(K, s) = (\text{Tr}_{\mathfrak{B}}^\omega)_D(K, s) = [F_V(K_D)]_{i_1 i_2 \dots i_{N_D^1}}^{j_1 j_2 \dots j_{N_D^0}} \in \mathbb{C}$$

from Person D's perspective (also Figure 40), where $[F_V(K_D)]$ denotes the matrix of $F_V(K_D)$ written in the bases $\beta(V_D^0)$ and $\beta(V_D^1)$, and with the states $i_k = (s_D^1)_k$ and $j_k = (s_D^0)_k$.

A.6.5. Finishing the proof.

Proof of Proposition 28. First, we show that Definition 42 is well-defined, namely that the values $(\text{Tr}_{\mathfrak{B}}^\omega)_G(K, s) = (\text{Tr}_{\mathfrak{B}}^\omega)_D(K, s)$ for any stated framed oriented link (K, s) . This essentially follows from Lemma 40 and the topological discussion surrounding Figure 40, where it is crucial that we have chosen the symmetrized duality parameter $\lambda = \bar{\sigma}_n q^{(n-1)/2}$.

As an example, consider the stated link (K, s) displayed in Figure 40. In §A.6.3, we saw that $F_V(K_G) = b'_V : \mathbb{C} \rightarrow V^* \otimes V$ and $F_V(K_D) = d'_V \circ (\theta_V \otimes \text{id}_V) : V \otimes V^* \rightarrow \mathbb{C}$. By Lemma 40 and the formula for the twist θ_V appearing in §A.4.3, we compute

$$(\text{Tr}_{\mathfrak{B}}^\omega)_G(K, s) = [F_V(K_G)]_{s_2 s_1}^1 = [b'_V]_{s_2 s_1}^1 = (\mathbf{U}^q)_{s_1}^{s_2}$$

and

$$\begin{aligned} (\text{Tr}_{\mathfrak{B}}^\omega)_D(K, s) &= [F_V(K_D)]_1^{s_2 s_1} \\ &= [d'_V \circ (\theta_V \otimes \text{id}_V)]_1^{s_2 s_1} = \bar{\zeta}_n [d'_V]_1^{s_2 s_1} = \bar{\zeta}_n (\bar{\zeta}_n)^{-1} (\mathbf{U}^q)_{s_1}^{s_2} = (\mathbf{U}^q)_{s_1}^{s_2} \end{aligned}$$

as desired. The proof when the stated link (K, s) is one of the three other kinds of U-turns (see Figures 17 and 18) is similar (two of these U-turns acquire left-handed twists in K_D).

The argument for a general stated link (K, s) is the same: apply the previous special cases to each U-turn component of K . Note for components K' of K , either closed or reaching from one boundary side of $\mathfrak{B} \times (0, 1)$ to the other, that Persons G and D see the same corrected framed link component $K'_G = K'_D$ because no twist is introduced upon rotating the boundary framing toward the eye of the observer; indeed, twists only arise for components K' ending on the same boundary side, namely U-turn components.

Now that we have established Definition 42 to be well-defined, it remains only to show that this definition agrees with that given in §4.2, in particular §4.2.4. This is simply a matter of comparing the local formulas for U-turns (§4.2.1), crossings (§4.2.2), trivial strands (§4.2.3), and kinks (§4.2.4). That these agree with the corresponding local formulas coming from the Reshetikhin-Turaev functor (Definition 42) is a straightforward computation using the formulas summarized in §A.4.3 and A.4.4. This completes the proof of the proposition. \square

APPENDIX B. COMPUTER CALCULATIONS

In the following Mathematica code: section 2.1 verifies the claims for the local SL_4 example of §2.5.2; section 2.2 verifies the claims for the local SL_3 example of §2.5.1; section 3.2.1 verifies the claims for Moves (I), (I.b), (I.c), (I.d) of §5.2; section 3.2.2 verifies the claims for Moves (II), (II.b) of §5.3; section 3.2.3 verifies the claims for Move (III) of §5.4; and, section 3.2.4 verifies the claims for Move (IV) of §5.5.


```

ln[1]:=      (* SECTION 1: DEFINITIONS NEEDED FOR QUANTUM CALCULATIONS *)
      (* number of coordinates *)
      (* the following definition of n is for Section 2;
a different definition is given in Section 3 *)
n = 12;
      (* Poisson structure matrix *)
      (* Z3=1,Z2=2,Z1=3,Z3'=4,Z2'=5,Z1'=6,X1=7,X2=8,X3=9,Z3''=10,Z2''=11,Z1''=12 *)
      (* Encodes, e.g., Z3*Z2=q^(1)Z2*Z3, Z3*Z3'=q^(2)Z3'*Z3, Z2*Z3=q^(-1)Z3*Z2 *)
      (* the following definition of P is for Section 2;
a different definition is given in Section 3 *)
P = {{0, 1, 0, 2, 0, 0, 0, -2, 0, 0, 0, 0},
     {-1, 0, 1, 0, 0, 0, 0, -2, 2, 0, 0, 0},
     {0, -1, 0, 0, 0, 0, 2, 0, 0, 0, 0, -2},
     {-2, 0, 0, 0, -1, 0, 0, 2, 0, 0, 0, 0},
     {0, 0, 0, 1, 0, -1, 0, -2, 2, 0, 0, 0},
     {0, 0, 0, 0, 1, 0, 0, 0, -2, 2, 0, 0},
     {0, 2, -2, 0, 0, 0, 0, -2, 2, 0, -2, 2},
     {2, -2, 0, -2, 2, 0, 2, 0, -2, 0, 0, 0},
     {0, 0, 0, 0, -2, 2, -2, 2, 0, -2, 2, 0},
     {0, 0, 0, 0, 0, -2, 0, 0, 2, 0, -1, 0},
     {0, 0, 0, 0, 0, 0, 2, 0, -2, 1, 0, -1},
     {0, 0, 2, 0, 0, 0, -2, 0, 0, 0, 1, 0}};
      (* i[]: For encoding a (monic) monomial in the n variables *)
      (* E.g., Z3^(1/2)*Z2^(-1/2)*Z1^(1/4)*Z3 is encoded by {i[1,1/2],i[2,-1/2],i[3,1/4],i[1,1]} *)
i[z_] := {z}[[1]] + i{z}[[2]];
      (* a[]: Weyl ordering [[.]] coefficient for a monomial *)
      (* E.g., since [[Z3*Z2]] = q^(-1/2)Z3*Z2, then a[{i[1,1],i[2,1]}]=q^(-1/2) *)
a[w_] := {tempw = Flatten[w];
temp = Sum[Sum[-(1/2)*Im[tempw[[i]]] Im[tempw[[j]]] P[[Re[tempw[[i]]], Re[tempw[[j]]]]],
{j, i+1, Length[tempw]}], {i, 1, Length[tempw]}]; q^temp);
(* Test: *)
(* a[{i[1,1],i[2,1]}] *)
      (* b[]: Coefficient resulting from re-ordering a monomial according to the order 1,2,...,n above *)
      (* E.g., since Z2*Z3=q^(-1)Z3*Z2, then b[{i[2,1],i[1,1]}]=q^(-1), but b[{i[1,1],i[2,1]}]=1 *)
b[w_] := {temp = 0;
tempw = Flatten[w];
Do[ Do[If[Re[tempw[[Length[tempw]-i1+1]]] == n-i3+1,
Do[If[Re[tempw[[i2]]] >= n-i3+1, , temp = temp + 1*Im[tempw[[Length[tempw]-i1+1]]
Im[tempw[[i2]]] P[[Re[tempw[[Length[tempw]-i1+1]], Re[tempw[[i2]]]]],
{i2, Length[tempw]-i1+2, Length[tempw]}], {i1, Length[tempw]}], {i3, n}]; q^temp];
(* Test: *)
(* b[{i[2,1],i[1,1]}] *)
(* b[{i[1,1],i[2,1]}] *)
(* b[{i[2,1],i[1,1],i[2,1]}] *)
      (* c[]: Prints a possibly re-ordered monomial as if the variables commuted *)
      (* E.g., prints either Z3*Z2 or Z2*Z3 when Z2*Z3 is entered, based on Mathematica's whims *)
      (* the following definition of c[] is for Section 2;
a different definition is given in Section 3 *)
c[w_] := {temp = ConstantArray[0, n];
tempw = Flatten[w];
Do[ temp[[Re[tempw[[i]]]]] = temp[[Re[tempw[[i]]]]] + Im[tempw[[i]]], {i, Length[tempw]}];
      (* the following depends on the ordering of the n variables *)
      (* Z3=1,Z2=2,Z1=3,Z3'=4,Z2'=5,Z1'=6,X1=7,X2=8,X3=9,Z3''=10,Z2''=11,Z1''=12 *)
Z3^temp[[1]]*Z2^temp[[2]]*Z1^temp[[3]]*Z3'^temp[[4]]*Z2'^temp[[5]]*Z1'^temp[[6]]*
X1^temp[[7]]*X2^temp[[8]]*X3^temp[[9]]*Z3''^temp[[10]]*Z2''^temp[[11]]*Z1''^temp[[12]]];
(* Test: *)

```

```

(* c[{i[2,1],i[1,1]}] *)
(* c[{i[1,1],i[2,1]}] *)
(* c[{i[2,1],i[1,1],i[2,1]}] *)
(* f[m1,m2]: Computes [[m_1]]*[[m_2]] = q^r m,
   where m should be viewed as if in the order 1,2,...,n,
   but, as for c[], Mathematica may not present the monomial in the proper order,
   so, for instance, if the output is q^(-1) Z_2*Z_3,
   the correct output is actually q^(-1) Z_3*Z_2 *)
f[x_, y_] := a[x]*a[y]*b[{x, y}]*c[{x, y}];
(* Test: *)
(* f[{i[2,1]}, {i[1,1]}] *)
(* f[{i[1,1]}, {i[2,1]}] *)
(* f[{i[2,1]}, {i[1,1], i[2,1]}] *)
(* g[m], like f[m1,m2] but for only one monomial m *)
(* only used in Section 3 *)
g[x_] := a[x]*b[x]*c[x];

In[9]:= (* SECTION 2: QUANTUM LEFT AND RIGHT MATRICES *)

In[10]:= (* SECTION 2.1: n=
4: CHECKING COMMUTATION RELATIONS FOR QUANTIZED 2x2 SL4 SUB-MATRICES *)

In[11]:= (* SECTION 2.1.1: n=
4: CHECKING COMMUTATION RELATIONS FOR QUANTIZED 2x2 SUB-MATRIX OF LEFT SL4 MATRIX *)
(* Encoding 2x2 sub-matrix, e.g. a := [[a_1]]+[[a_2]]+[[a_3]] *)
(* Recall *)
(* Z3=1,Z2=2,Z1=3,Z3'=4,Z2'=5,Z1'=6,X1=7,X2=8,X3=9,Z3''=10,Z2''=11,Z1''=12 *)
a1 = {i[1, 1/4], i[2, 2/4], i[3, 3/4], i[4, 1/4], i[5, -2/4],
i[6, -1/4], i[7, -1/4], i[8, -2/4], i[9, -1/4], i[10, 0], i[11, 0], i[12, 0]};
a2 = {i[1, 1/4], i[2, 2/4], i[3, 3/4], i[4, 1/4], i[5, -2/4], i[6, -1/4],
i[7, -1/4], i[8, 2/4], i[9, -1/4], i[10, 0], i[11, 0], i[12, 0]};
a3 = {i[1, 1/4], i[2, 2/4], i[3, 3/4], i[4, 1/4], i[5, -2/4], i[6, -1/4],
i[7, 3/4], i[8, 2/4], i[9, -1/4], i[10, 0], i[11, 0], i[12, 0]};
b1 = {i[1, 1/4], i[2, 2/4], i[3, 3/4], i[4, -3/4], i[5, -2/4], i[6, -1/4],
i[7, -1/4], i[8, -2/4], i[9, -1/4], i[10, 0], i[11, 0], i[12, 0]};
c1 = {i[1, 1/4], i[2, 2/4], i[3, -1/4], i[4, 1/4], i[5, -2/4], i[6, -1/4],
i[7, -1/4], i[8, -2/4], i[9, -1/4], i[10, 0], i[11, 0], i[12, 0]};
c2 = {i[1, 1/4], i[2, 2/4], i[3, -1/4], i[4, 1/4], i[5, -2/4], i[6, -1/4],
i[7, -1/4], i[8, 2/4], i[9, -1/4], i[10, 0], i[11, 0], i[12, 0]};
d1 = {i[1, 1/4], i[2, 2/4], i[3, -1/4], i[4, -3/4], i[5, -2/4], i[6, -1/4],
i[7, -1/4], i[8, -2/4], i[9, -1/4], i[10, 0], i[11, 0], i[12, 0]};

```

In[18]:= (* Checking relations *)

(* da-ad = (q-q^(-1))bc *)

x = Expand[(f[d1, a1] + f[d1, a2] + f[d1, a3]) - (f[a1, d1] + f[a2, d1] + f[a3, d1])]

y = Expand[(q - q^(-1)) * (f[b1, c1] + f[b1, c2])]

x == y

$$\text{Out[18]} = -\frac{\sqrt{Z1} Z2 \sqrt{Z3}}{q^{3/2} \sqrt{X1} \sqrt{X3} \sqrt{Z1'} Z2' \sqrt{Z3'}} + \frac{\sqrt{q} \sqrt{Z1} Z2 \sqrt{Z3}}{\sqrt{X1} \sqrt{X3} \sqrt{Z1'} Z2' \sqrt{Z3'}} - \frac{\sqrt{q} \sqrt{Z1} Z2 \sqrt{Z3}}{\sqrt{X1} X2 \sqrt{X3} \sqrt{Z1'} Z2' \sqrt{Z3'}} + \frac{q^{5/2} \sqrt{Z1} Z2 \sqrt{Z3}}{\sqrt{X1} X2 \sqrt{X3} \sqrt{Z1'} Z2' \sqrt{Z3'}}$$

$$\text{Out[19]} = -\frac{\sqrt{Z1} Z2 \sqrt{Z3}}{q^{3/2} \sqrt{X1} \sqrt{X3} \sqrt{Z1'} Z2' \sqrt{Z3'}} + \frac{\sqrt{q} \sqrt{Z1} Z2 \sqrt{Z3}}{\sqrt{X1} \sqrt{X3} \sqrt{Z1'} Z2' \sqrt{Z3'}} - \frac{\sqrt{q} \sqrt{Z1} Z2 \sqrt{Z3}}{\sqrt{X1} X2 \sqrt{X3} \sqrt{Z1'} Z2' \sqrt{Z3'}} + \frac{q^{5/2} \sqrt{Z1} Z2 \sqrt{Z3}}{\sqrt{X1} X2 \sqrt{X3} \sqrt{Z1'} Z2' \sqrt{Z3'}}$$

Out[20]= True

In[21]:= (* bc = cb *)

x = Expand[(f[b1, c1] + f[b1, c2])]

y = Expand[(f[c1, b1] + f[c2, b1])]

x == y

$$\text{Out[21]} = \frac{\sqrt{Z1} Z2 \sqrt{Z3}}{\sqrt{q} \sqrt{X1} \sqrt{X3} \sqrt{Z1'} Z2' \sqrt{Z3'}} + \frac{q^{3/2} \sqrt{Z1} Z2 \sqrt{Z3}}{\sqrt{X1} X2 \sqrt{X3} \sqrt{Z1'} Z2' \sqrt{Z3'}}$$

$$\text{Out[22]} = \frac{\sqrt{Z1} Z2 \sqrt{Z3}}{\sqrt{q} \sqrt{X1} \sqrt{X3} \sqrt{Z1'} Z2' \sqrt{Z3'}} + \frac{q^{3/2} \sqrt{Z1} Z2 \sqrt{Z3}}{\sqrt{X1} X2 \sqrt{X3} \sqrt{Z1'} Z2' \sqrt{Z3'}}$$

Out[23]= True

In[24]:= (* ca = qac *)

x = Expand[(f[c1, a1] + f[c1, a2] + f[c1, a3] + f[c2, a1] + f[c2, a2] + f[c2, a3])]

y = Expand[q * (f[a1, c1] + f[a2, c1] + f[a3, c1] + f[a1, c2] + f[a2, c2] + f[a3, c2])]

x == y

$$\text{Out[24]} = \frac{\sqrt{Z1} Z2 \sqrt{Z3} \sqrt{Z3'}}{\sqrt{X1} \sqrt{X3} \sqrt{Z1'} Z2'} + \frac{\sqrt{Z1} Z2 \sqrt{Z3} \sqrt{Z3'}}{q^2 \sqrt{X1} \sqrt{X3} \sqrt{Z1'} Z2'} + \frac{\sqrt{X1} \sqrt{Z1} Z2 \sqrt{Z3} \sqrt{Z3'}}{\sqrt{X3} \sqrt{Z1'} Z2'} + \frac{q^2 \sqrt{Z1} Z2 \sqrt{Z3} \sqrt{Z3'}}{\sqrt{X1} X2 \sqrt{X3} \sqrt{Z1'} Z2'} + \frac{X2 \sqrt{Z1} Z2 \sqrt{Z3} \sqrt{Z3'}}{q^4 \sqrt{X1} \sqrt{X3} \sqrt{Z1'} Z2'} + \frac{\sqrt{X1} X2 \sqrt{Z1} Z2 \sqrt{Z3} \sqrt{Z3'}}{q^2 \sqrt{X3} \sqrt{Z1'} Z2'}$$

$$\text{Out[25]} = \frac{\sqrt{Z1} Z2 \sqrt{Z3} \sqrt{Z3'}}{\sqrt{X1} \sqrt{X3} \sqrt{Z1'} Z2'} + \frac{\sqrt{Z1} Z2 \sqrt{Z3} \sqrt{Z3'}}{q^2 \sqrt{X1} \sqrt{X3} \sqrt{Z1'} Z2'} + \frac{\sqrt{X1} \sqrt{Z1} Z2 \sqrt{Z3} \sqrt{Z3'}}{\sqrt{X3} \sqrt{Z1'} Z2'} + \frac{q^2 \sqrt{Z1} Z2 \sqrt{Z3} \sqrt{Z3'}}{\sqrt{X1} X2 \sqrt{X3} \sqrt{Z1'} Z2'} + \frac{X2 \sqrt{Z1} Z2 \sqrt{Z3} \sqrt{Z3'}}{q^4 \sqrt{X1} \sqrt{X3} \sqrt{Z1'} Z2'} + \frac{\sqrt{X1} X2 \sqrt{Z1} Z2 \sqrt{Z3} \sqrt{Z3'}}{q^2 \sqrt{X3} \sqrt{Z1'} Z2'}$$

Out[26]= True

```
In[27]:=      (* dc = qcd *)
x = Expand[ (f[d1, c1] + f[d1, c2])]
y = Expand[q * (f[c1, d1] + f[c2, d1] ) ]
x == y
```

$$\text{Out[27]} = \frac{Z2 \sqrt{Z3}}{\sqrt{X1} \sqrt{X3} \sqrt{Z1} \sqrt{Z1'} Z2 \sqrt{Z3'}} + \frac{q^2 Z2 \sqrt{Z3}}{\sqrt{X1} X2 \sqrt{X3} \sqrt{Z1} \sqrt{Z1'} Z2 \sqrt{Z3'}}$$

$$\text{Out[28]} = \frac{Z2 \sqrt{Z3}}{\sqrt{X1} \sqrt{X3} \sqrt{Z1} \sqrt{Z1'} Z2 \sqrt{Z3'}} + \frac{q^2 Z2 \sqrt{Z3}}{\sqrt{X1} X2 \sqrt{X3} \sqrt{Z1} \sqrt{Z1'} Z2 \sqrt{Z3'}}$$

Out[29]= True

```
In[30]:=      (* ba = qab *)
x = Expand[ (f[b1, a1] + f[b1, a2] + f[b1, a3])]
y = Expand[q * (f[a1, b1] + f[a2, b1] + f[a3, b1] ) ]
x == y
```

$$\text{Out[30]} = \frac{Z1^{3/2} Z2 \sqrt{Z3}}{\sqrt{X1} \sqrt{X3} \sqrt{Z1'} Z2 \sqrt{Z3'}} + \frac{\sqrt{X1} Z1^{3/2} Z2 \sqrt{Z3}}{\sqrt{X3} \sqrt{Z1'} Z2 \sqrt{Z3'}} + \frac{q^2 Z1^{3/2} Z2 \sqrt{Z3}}{\sqrt{X1} X2 \sqrt{X3} \sqrt{Z1'} Z2 \sqrt{Z3'}}$$

$$\text{Out[31]} = \frac{Z1^{3/2} Z2 \sqrt{Z3}}{\sqrt{X1} \sqrt{X3} \sqrt{Z1'} Z2 \sqrt{Z3'}} + \frac{\sqrt{X1} Z1^{3/2} Z2 \sqrt{Z3}}{\sqrt{X3} \sqrt{Z1'} Z2 \sqrt{Z3'}} + \frac{q^2 Z1^{3/2} Z2 \sqrt{Z3}}{\sqrt{X1} X2 \sqrt{X3} \sqrt{Z1'} Z2 \sqrt{Z3'}}$$

Out[32]= True

```
In[33]:=      (* db = qbd *)
x = Expand[ (f[d1, b1])]
y = Expand[q * (f[b1, d1])]
x == y
```

$$\text{Out[33]} = \frac{q^2 \sqrt{Z1} Z2 \sqrt{Z3}}{\sqrt{X1} X2 \sqrt{X3} \sqrt{Z1'} Z2 \sqrt{Z3}^{3/2}}$$

$$\text{Out[34]} = \frac{q^2 \sqrt{Z1} Z2 \sqrt{Z3}}{\sqrt{X1} X2 \sqrt{X3} \sqrt{Z1'} Z2 \sqrt{Z3}^{3/2}}$$

Out[35]= True

```

In[36]:= (* SECTION 2.1.2: n=
4: CHECKING COMMUTATION RELATIONS FOR QUANTIZED 2x2 SUB-MATRIX OF RIGHT SL4 MATRIX *)
(* Encoding 2x2 sub-matrix, e.g. d := [[d_1]]+[[d_2]]+[[d_3]] *)
(* Recall *)
(* Z3=1,Z2=2,Z1=3,Z3'=4,Z2'=5,Z1'=6,X1=7,X2=8,X3=9,Z3''=10,Z2''=11,Z1''=12 *)
a1 = {i[1, 1/4], i[2, -1/2], i[3, -1/4], i[4, 0], i[5, 0],
      i[6, 0], i[8, 1/4], i[7, 1/2], i[9, 1/4], i[10, 1/4], i[11, 1/2], i[12, 3/4]};
b1 = {i[1, 1/4], i[2, -1/2], i[3, -1/4], i[4, 0], i[5, 0], i[6, 0], i[8, 1/4],
      i[7, -1/2], i[9, 1/4], i[10, 1/4], i[11, 1/2], i[12, -1/4]};
b2 = {i[1, 1/4], i[2, -1/2], i[3, -1/4], i[4, 0], i[5, 0], i[6, 0], i[8, 1/4],
      i[7, 1/2], i[9, 1/4], i[10, 1/4], i[11, 1/2], i[12, -1/4]};
c1 = {i[1, -3/4], i[2, -1/2], i[3, -1/4], i[4, 0], i[5, 0], i[6, 0], i[8, 1/4],
      i[7, 1/2], i[9, 1/4], i[10, 1/4], i[11, 1/2], i[12, 3/4]};
d1 = {i[1, -3/4], i[2, -1/2], i[3, -1/4], i[4, 0], i[5, 0], i[6, 0], i[8, -3/4],
      i[7, -1/2], i[9, 1/4], i[10, 1/4], i[11, 1/2], i[12, -1/4]};
d2 = {i[1, -3/4], i[2, -1/2], i[3, -1/4], i[4, 0], i[5, 0], i[6, 0], i[8, 1/4],
      i[7, -1/2], i[9, 1/4], i[10, 1/4], i[11, 1/2], i[12, -1/4]};
d3 = {i[1, -3/4], i[2, -1/2], i[3, -1/4], i[4, 0], i[5, 0], i[6, 0], i[8, 1/4],
      i[7, 1/2], i[9, 1/4], i[10, 1/4], i[11, 1/2], i[12, -1/4]};

```

```

In[43]:= (* da-ad = (q-q^(-1))bc *)
x = Expand[(f[d1, a1] + f[d2, a1] + f[d3, a1]) - (f[a1, d1] + f[a1, d2] + f[a1, d3])]
y = Expand[(q - q^(-1)) * (f[b1, c1] + f[b2, c1])]
x == y

```

$$\begin{aligned}
 \text{Out[43]} = & -\frac{\sqrt{X2} \sqrt{X3} \sqrt{Z1''} Z2'' \sqrt{Z3''}}{q \sqrt{Z1} Z2 \sqrt{Z3}} + \frac{q \sqrt{X2} \sqrt{X3} \sqrt{Z1''} Z2'' \sqrt{Z3''}}{\sqrt{Z1} Z2 \sqrt{Z3}} - \\
 & \frac{X1 \sqrt{X2} \sqrt{X3} \sqrt{Z1''} Z2'' \sqrt{Z3''}}{q \sqrt{Z1} Z2 \sqrt{Z3}} + \frac{q X1 \sqrt{X2} \sqrt{X3} \sqrt{Z1''} Z2'' \sqrt{Z3''}}{\sqrt{Z1} Z2 \sqrt{Z3}} \\
 \text{Out[44]} = & -\frac{\sqrt{X2} \sqrt{X3} \sqrt{Z1''} Z2'' \sqrt{Z3''}}{q \sqrt{Z1} Z2 \sqrt{Z3}} + \frac{q \sqrt{X2} \sqrt{X3} \sqrt{Z1''} Z2'' \sqrt{Z3''}}{\sqrt{Z1} Z2 \sqrt{Z3}} - \\
 & \frac{X1 \sqrt{X2} \sqrt{X3} \sqrt{Z1''} Z2'' \sqrt{Z3''}}{q \sqrt{Z1} Z2 \sqrt{Z3}} + \frac{q X1 \sqrt{X2} \sqrt{X3} \sqrt{Z1''} Z2'' \sqrt{Z3''}}{\sqrt{Z1} Z2 \sqrt{Z3}}
 \end{aligned}$$

Out[45]= True

```

In[46]:= (* bc = cb *)
x = Expand[(f[b1, c1] + f[b2, c1])]
y = Expand[(f[c1, b1] + f[c1, b2])]
x == y

```

$$\begin{aligned}
 \text{Out[46]} = & \frac{\sqrt{X2} \sqrt{X3} \sqrt{Z1''} Z2'' \sqrt{Z3''}}{\sqrt{Z1} Z2 \sqrt{Z3}} + \frac{X1 \sqrt{X2} \sqrt{X3} \sqrt{Z1''} Z2'' \sqrt{Z3''}}{\sqrt{Z1} Z2 \sqrt{Z3}} \\
 \text{Out[47]} = & \frac{\sqrt{X2} \sqrt{X3} \sqrt{Z1''} Z2'' \sqrt{Z3''}}{\sqrt{Z1} Z2 \sqrt{Z3}} + \frac{X1 \sqrt{X2} \sqrt{X3} \sqrt{Z1''} Z2'' \sqrt{Z3''}}{\sqrt{Z1} Z2 \sqrt{Z3}}
 \end{aligned}$$

Out[48]= True

```
In[49]:=      (* ca = qac *)
x = Expand[(f[c1, a1])]
y = Expand[q*(f[a1, c1])]
x == y
```

$$\text{Out[49]} = \frac{x_1 \sqrt{x_2} \sqrt{x_3} z_1''^{3/2} z_2'' \sqrt{z_3''}}{\sqrt{q} \sqrt{z_1} z_2 \sqrt{z_3}}$$

$$\text{Out[50]} = \frac{x_1 \sqrt{x_2} \sqrt{x_3} z_1''^{3/2} z_2'' \sqrt{z_3''}}{\sqrt{q} \sqrt{z_1} z_2 \sqrt{z_3}}$$

Out[51]= True

```
In[52]:=      (* dc = qcd *)
x = Expand[(f[d1, c1] + f[d2, c1] + f[d3, c1])]
y = Expand[q*(f[c1, d1] + f[c1, d2] + f[c1, d3])]
x == y
```

$$\text{Out[52]} = \frac{\sqrt{x_3} \sqrt{z_1''} z_2'' \sqrt{z_3''}}{\sqrt{q} \sqrt{x_2} \sqrt{z_1} z_2 z_3^{3/2}} + \frac{\sqrt{x_2} \sqrt{x_3} \sqrt{z_1''} z_2'' \sqrt{z_3''}}{\sqrt{q} \sqrt{z_1} z_2 z_3^{3/2}} + \frac{x_1 \sqrt{x_2} \sqrt{x_3} \sqrt{z_1''} z_2'' \sqrt{z_3''}}{\sqrt{q} \sqrt{z_1} z_2 z_3^{3/2}}$$

$$\text{Out[53]} = \frac{\sqrt{x_3} \sqrt{z_1''} z_2'' \sqrt{z_3''}}{\sqrt{q} \sqrt{x_2} \sqrt{z_1} z_2 z_3^{3/2}} + \frac{\sqrt{x_2} \sqrt{x_3} \sqrt{z_1''} z_2'' \sqrt{z_3''}}{\sqrt{q} \sqrt{z_1} z_2 z_3^{3/2}} + \frac{x_1 \sqrt{x_2} \sqrt{x_3} \sqrt{z_1''} z_2'' \sqrt{z_3''}}{\sqrt{q} \sqrt{z_1} z_2 z_3^{3/2}}$$

Out[54]= True

```
In[55]:=      (* ba = qab *)
x = Expand[(f[b1, a1] + f[b2, a1])]
y = Expand[q*(f[a1, b1] + f[a1, b2])]
x == y
```

$$\text{Out[55]} = \frac{q^{3/2} \sqrt{x_2} \sqrt{x_3} \sqrt{z_1''} z_2'' \sqrt{z_3} \sqrt{z_3''}}{\sqrt{z_1} z_2} + \frac{q^{3/2} x_1 \sqrt{x_2} \sqrt{x_3} \sqrt{z_1''} z_2'' \sqrt{z_3} \sqrt{z_3''}}{\sqrt{z_1} z_2}$$

$$\text{Out[56]} = \frac{q^{3/2} \sqrt{x_2} \sqrt{x_3} \sqrt{z_1''} z_2'' \sqrt{z_3} \sqrt{z_3''}}{\sqrt{z_1} z_2} + \frac{q^{3/2} x_1 \sqrt{x_2} \sqrt{x_3} \sqrt{z_1''} z_2'' \sqrt{z_3} \sqrt{z_3''}}{\sqrt{z_1} z_2}$$

Out[57]= True

```
In[58]:=      (* db = qbd *)
x = Expand[(f[d1, b1] + f[d2, b1] + f[d3, b1] + f[d1, b2] + f[d2, b2] + f[d3, b2])]
y = Expand[q*(f[b1, d1] + f[b1, d2] + f[b1, d3] + f[b2, d1] + f[b2, d2] + f[b2, d3])]
x == y
```

$$\text{Out[58]} = \frac{\sqrt{x_3} z_2'' \sqrt{z_3''}}{\sqrt{q} \sqrt{x_2} \sqrt{z_1} \sqrt{z_1''} z_2 \sqrt{z_3}} + \frac{\sqrt{x_3} z_2'' \sqrt{z_3''}}{\sqrt{q} x_1 \sqrt{x_2} \sqrt{z_1} \sqrt{z_1''} z_2 \sqrt{z_3}} + \frac{\sqrt{x_2} \sqrt{x_3} z_2'' \sqrt{z_3''}}{\sqrt{q} \sqrt{z_1} \sqrt{z_1''} z_2 \sqrt{z_3}} +$$

$$\frac{q^{3/2} \sqrt{x_2} \sqrt{x_3} z_2'' \sqrt{z_3''}}{\sqrt{z_1} \sqrt{z_1''} z_2 \sqrt{z_3}} + \frac{\sqrt{x_2} \sqrt{x_3} z_2'' \sqrt{z_3''}}{\sqrt{q} x_1 \sqrt{z_1} \sqrt{z_1''} z_2 \sqrt{z_3}} + \frac{q^{3/2} x_1 \sqrt{x_2} \sqrt{x_3} z_2'' \sqrt{z_3''}}{\sqrt{z_1} \sqrt{z_1''} z_2 \sqrt{z_3}}$$

$$\text{Out[59]} = \frac{\sqrt{x_3} z_2'' \sqrt{z_3''}}{\sqrt{q} \sqrt{x_2} \sqrt{z_1} \sqrt{z_1''} z_2 \sqrt{z_3}} + \frac{\sqrt{x_3} z_2'' \sqrt{z_3''}}{\sqrt{q} x_1 \sqrt{x_2} \sqrt{z_1} \sqrt{z_1''} z_2 \sqrt{z_3}} + \frac{\sqrt{x_2} \sqrt{x_3} z_2'' \sqrt{z_3''}}{\sqrt{q} \sqrt{z_1} \sqrt{z_1''} z_2 \sqrt{z_3}} +$$

$$\frac{q^{3/2} \sqrt{x_2} \sqrt{x_3} z_2'' \sqrt{z_3''}}{\sqrt{z_1} \sqrt{z_1''} z_2 \sqrt{z_3}} + \frac{\sqrt{x_2} \sqrt{x_3} z_2'' \sqrt{z_3''}}{\sqrt{q} x_1 \sqrt{z_1} \sqrt{z_1''} z_2 \sqrt{z_3}} + \frac{q^{3/2} x_1 \sqrt{x_2} \sqrt{x_3} z_2'' \sqrt{z_3''}}{\sqrt{z_1} \sqrt{z_1''} z_2 \sqrt{z_3}}$$

Out[60]= True

```

In[61]:= (* SECTION 2.2: n=
          3: CHECKING COMMUTATION RELATIONS FOR QUANTIZED 2x2 SL3 SUB-MATRICES *)

In[62]:= (* see Section 1 *)
n = 5;
(* W=1,Z=2,X=3,Zr=4,Wr=5 *)
P = {{0, -1, 2, 0, 0},
      {1, 0, -2, 0, 2},
      {-2, 2, 0, 2, -2},
      {0, 0, -2, 0, 1},
      {0, -2, 2, -1, 0}};
c[w_] := (temp = ConstantArray[0, n];
tempw = Flatten[w];
Do[ temp[[Re[tempw[[i]]]]] = temp[[Re[tempw[[i]]]] + Im[tempw[[i]]], {i, Length[tempw]}];
    (* W1=1,Z1=2,W2=3,Z2=4,W3=5,Z3=6,X=7 *)
    W^temp[[1]]*Z^temp[[2]]*X^temp[[3]]*Zr^temp[[4]]*Wr^temp[[5]]);

In[65]:= (* SECTION 2.2.1: n=
          3: CHECKING COMMUTATION RELATIONS FOR QUANTIZED 2x2 SUB-MATRIX OF LEFT SL3 MATRIX *)

In[66]:= (* Encoding 2x2 sub-matrix *)
(* Recall *)
(* W=1,Z=2,X=3,Zr=4,Wr=5 *)
a1 = {i[1, 2/3], i[2, 1/3], i[3, 2/3], i[4, -1/3], i[5, 1/3]};
a2 = {i[1, 2/3], i[2, 1/3], i[3, -1/3], i[4, -1/3], i[5, 1/3]};
b1 = {i[1, 2/3], i[2, 1/3], i[3, -1/3], i[4, -1/3], i[5, -2/3]};
c1 = {i[1, -1/3], i[2, 1/3], i[3, -1/3], i[4, -1/3], i[5, 1/3]};
d1 = {i[1, -1/3], i[2, 1/3], i[3, -1/3], i[4, -1/3], i[5, -2/3]};

In[71]:= (* Checking relations *)
(* da-ad = (q-q^(-1))bc *)
x = Expand[(f[d1, a1] + f[d1, a2]) - (f[a1, d1] + f[a2, d1])]
y = Expand[(q - q^(-1)) * f[b1, c1]]
x == y

Out[71]= 
$$-\frac{W^{1/3} Z^{2/3}}{q^{11/9} W^{1/3} X^{2/3} Z^{2/3}} + \frac{q^{7/9} W^{1/3} Z^{2/3}}{W^{1/3} X^{2/3} Z^{2/3}}$$

Out[72]= 
$$-\frac{W^{1/3} Z^{2/3}}{q^{11/9} W^{1/3} X^{2/3} Z^{2/3}} + \frac{q^{7/9} W^{1/3} Z^{2/3}}{W^{1/3} X^{2/3} Z^{2/3}}$$

Out[73]= True

In[74]:= (* bc = cb *)
x = Expand[f[b1, c1]]
y = Expand[f[c1, b1]]
x == y

Out[74]= 
$$\frac{W^{1/3} Z^{2/3}}{q^{2/9} W^{1/3} X^{2/3} Z^{2/3}}$$

Out[75]= 
$$\frac{W^{1/3} Z^{2/3}}{q^{2/9} W^{1/3} X^{2/3} Z^{2/3}}$$

Out[76]= True
    
```

```
In[77]:=      (* ca = qac *)
x = Expand[(f[c1, a1] + f[c1, a2])]
y = Expand[q*(f[a1, c1] + f[a2, c1])]
x == y
```

$$\text{Out[77]} = \frac{W^{1/3} W^{2/3} Z^{2/3}}{q^{13/18} X^{2/3} Z^{2/3}} + \frac{q^{17/18} W^{1/3} W^{2/3} X^{1/3} Z^{2/3}}{Z^{2/3}}$$

$$\text{Out[78]} = \frac{W^{1/3} W^{2/3} Z^{2/3}}{q^{13/18} X^{2/3} Z^{2/3}} + \frac{q^{17/18} W^{1/3} W^{2/3} X^{1/3} Z^{2/3}}{Z^{2/3}}$$

```
Out[79]= True
```

```
In[80]:=      (* dc = qcd *)
x = Expand[f[d1, c1]]
y = Expand[q*f[c1, d1]]
x == y
```

$$\text{Out[80]} = \frac{Z^{2/3}}{q^{13/18} W^{2/3} W^{1/3} X^{2/3} Z^{2/3}}$$

$$\text{Out[81]} = \frac{Z^{2/3}}{q^{13/18} W^{2/3} W^{1/3} X^{2/3} Z^{2/3}}$$

```
Out[82]= True
```

```
In[83]:=      (* ba = qab *)
x = Expand[(f[b1, a1] + f[b1, a2])]
y = Expand[q*(f[a1, b1] + f[a2, b1])]
x == y
```

$$\text{Out[83]} = \frac{q^{23/18} W^{4/3} Z^{2/3}}{W^{1/3} X^{2/3} Z^{2/3}} + \frac{q^{17/18} W^{4/3} X^{1/3} Z^{2/3}}{W^{1/3} Z^{2/3}}$$

$$\text{Out[84]} = \frac{q^{23/18} W^{4/3} Z^{2/3}}{W^{1/3} X^{2/3} Z^{2/3}} + \frac{q^{17/18} W^{4/3} X^{1/3} Z^{2/3}}{W^{1/3} Z^{2/3}}$$

```
Out[85]= True
```

```
In[86]:=      (* db = qbd *)
x = Expand[f[d1, b1]]
y = Expand[q*f[b1, d1]]
x == y
```

$$\text{Out[86]} = \frac{q^{23/18} W^{1/3} Z^{2/3}}{W^{4/3} X^{2/3} Z^{2/3}}$$

$$\text{Out[87]} = \frac{q^{23/18} W^{1/3} Z^{2/3}}{W^{4/3} X^{2/3} Z^{2/3}}$$

```
Out[88]= True
```

```
In[89]:=      (* SECTION 2.2.2: n=
3: CHECKING COMMUTATION RELATIONS FOR QUANTIZED 2x2 SUB-MATRIX OF RIGHT SL3 MATRIX *)
```



```

In[90]:=      (* Encoding 2x2 sub-matrix *)
              (* Recall *)
              (* W=1,Z=2,X=3,Z'=4,W'=5 *)
a1 = {i[1, 1/3], i[2, 2/3], i[3, 1/3], i[4, 1/3], i[5, -1/3]};
b1 = {i[1, 1/3], i[2, -1/3], i[3, 1/3], i[4, 1/3], i[5, -1/3]};
c1 = {i[1, 1/3], i[2, 2/3], i[3, 1/3], i[4, -2/3], i[5, -1/3]};
d1 = {i[1, 1/3], i[2, -1/3], i[3, 1/3], i[4, -2/3], i[5, -1/3]};
d2 = {i[1, 1/3], i[2, -1/3], i[3, -2/3], i[4, -2/3], i[5, -1/3]};

In[95]:=      (* Checking relations *)
              (* da-ad = (q-q^(-1))bc *)
x = Expand[(f[d1, a1] + f[d2, a1]) - (f[a1, d1] + f[a1, d2])]
y = Expand[(q - q^(-1)) * f[b1, c1]]
x == y

Out[95]= 
$$-\frac{W^{2/3} X^{2/3} Z^{1/3}}{q^{11/9} W^{2/3} Z^{1/3}} + \frac{q^{7/9} W^{2/3} X^{2/3} Z^{1/3}}{W^{2/3} Z^{1/3}}$$


Out[96]= 
$$-\frac{W^{2/3} X^{2/3} Z^{1/3}}{q^{11/9} W^{2/3} Z^{1/3}} + \frac{q^{7/9} W^{2/3} X^{2/3} Z^{1/3}}{W^{2/3} Z^{1/3}}$$


Out[97]= True

In[98]:=      (* bc = cb *)
x = Expand[f[b1, c1]]
y = Expand[f[c1, b1]]
x == y

Out[98]= 
$$\frac{W^{2/3} X^{2/3} Z^{1/3}}{q^{2/9} W^{2/3} Z^{1/3}}$$


Out[99]= 
$$\frac{W^{2/3} X^{2/3} Z^{1/3}}{q^{2/9} W^{2/3} Z^{1/3}}$$


Out[100]= True

In[101]:=     (* ca = qac *)
x = Expand[f[c1, a1]]
y = Expand[q * f[a1, c1]]
x == y

Out[101]= 
$$\frac{q^{35/18} W^{2/3} X^{2/3} Z^{4/3}}{W^{2/3} Z^{1/3}}$$


Out[102]= 
$$\frac{q^{35/18} W^{2/3} X^{2/3} Z^{4/3}}{W^{2/3} Z^{1/3}}$$


Out[103]= True

```

```

In[104]:=      (* dc = qcd *)
x = Expand[(f[d1, c1] + f[d2, c1])]
y = Expand[q*(f[c1, d1] + f[c1, d2])]
x == y

Out[104]= 
$$\frac{q^{5/18} W^{2/3} Z^{1/3}}{W^{2/3} X^{1/3} Z^{4/3}} + \frac{q^{11/18} W^{2/3} X^{2/3} Z^{1/3}}{W^{2/3} Z^{4/3}}$$


Out[105]= 
$$\frac{q^{5/18} W^{2/3} Z^{1/3}}{W^{2/3} X^{1/3} Z^{4/3}} + \frac{q^{11/18} W^{2/3} X^{2/3} Z^{1/3}}{W^{2/3} Z^{4/3}}$$


Out[106]= True

In[107]:=      (* ba = qab *)
x = Expand[f[b1, a1]]
y = Expand[q*f[a1, b1]]
x == y

Out[107]= 
$$\frac{W^{2/3} X^{2/3} Z^{1/3} Z^{2/3}}{q^{1/18} W^{2/3}}$$


Out[108]= 
$$\frac{W^{2/3} X^{2/3} Z^{1/3} Z^{2/3}}{q^{1/18} W^{2/3}}$$


Out[109]= True

In[110]:=      (* db = qbd *)
x = Expand[(f[d1, b1] + f[d2, b1])]
y = Expand[q*(f[b1, d1] + f[b1, d2])]
x == y

Out[110]= 
$$\frac{q^{5/18} W^{2/3}}{W^{2/3} X^{1/3} Z^{2/3} Z^{1/3}} + \frac{W^{2/3} X^{2/3}}{q^{25/18} W^{2/3} Z^{2/3} Z^{1/3}}$$


Out[111]= 
$$\frac{q^{5/18} W^{2/3}}{W^{2/3} X^{1/3} Z^{2/3} Z^{1/3}} + \frac{W^{2/3} X^{2/3}}{q^{25/18} W^{2/3} Z^{2/3} Z^{1/3}}$$


Out[112]= True

In[113]:=      (* SECTION 3: MOVES (I) - (IV) *)
      (* see Section 1 *)
n = 7;
      (* W1=1,Z1=2,W2=3,Z2=4,W3=5,Z3=6,X=7, i.e. going around in order clockwise *)
P = {{0, -1, 0, 0, 0, -2, 2},
     {1, 0, 2, 0, 0, 0, -2},
     {0, -2, 0, -1, 0, 0, 2},
     {0, 0, 1, 0, 2, 0, -2},
     {0, 0, 0, -2, 0, -1, 2},
     {2, 0, 0, 0, 1, 0, -2},
     {-2, 2, -2, 2, -2, 2, 0}};
c[w__] := (temp = ConstantArray[0, n];
tempw = Flatten[w];
Do[ temp[[Re[tempw[[i]]]]] = temp[[Re[tempw[[i]]]]] + Im[tempw[[i]]], {i, Length[tempw]}];
      (* W1=1,Z1=2,W2=3,Z2=4,W3=5,Z3=6,X=7 *)
W1^temp[[1]] * Z1^temp[[2]] * W2^temp[[3]] * Z2^temp[[4]] * W3^temp[[5]] * Z3^temp[[6]] * X^temp[[7]]);

```

```

ln[116]:= (* SECTION 3.1: ENCODING THE THREE LEFT MATRICES
(LOWER CASE LETTERS) AND THREE RIGHT MATRICES (CAPITAL LETTERS) *)
(* W1=1,Z1=2,W2=3,Z2=4,W3=5,Z3=6,X=7 *)
(* going from 1-edge to 2-edge *)
a3 = {i[1, 2/3], i[2, 1/3], i[3, 1/3], i[4, 2/3], i[7, 2/3]};
b31 = {i[1, 2/3], i[2, 1/3], i[3, 1/3], i[4, -1/3], i[7, -1/3]};
b32 = {i[1, 2/3], i[2, 1/3], i[3, 1/3], i[4, -1/3], i[7, 2/3]};
c3 = {i[1, 2/3], i[2, 1/3], i[3, -2/3], i[4, -1/3], i[7, -1/3]};
e3 = {i[1, -1/3], i[2, 1/3], i[3, 1/3], i[4, -1/3], i[7, -1/3]};
f3 = {i[1, -1/3], i[2, 1/3], i[3, -2/3], i[4, -1/3], i[7, -1/3]};
i3 = {i[1, -1/3], i[2, -2/3], i[3, -2/3], i[4, -1/3], i[7, -1/3]};
A3 = {i[1, 1/3], i[2, 2/3], i[3, 2/3], i[4, 1/3], i[7, 1/3]};
D3 = {i[1, 1/3], i[2, 2/3], i[3, -1/3], i[4, 1/3], i[7, 1/3]};
E3 = {i[1, 1/3], i[2, -1/3], i[3, -1/3], i[4, 1/3], i[7, 1/3]};
G3 = {i[1, 1/3], i[2, 2/3], i[3, -1/3], i[4, -2/3], i[7, 1/3]};
H31 = {i[1, 1/3], i[2, -1/3], i[3, -1/3], i[4, -2/3], i[7, -2/3]};
H32 = {i[1, 1/3], i[2, -1/3], i[3, -1/3], i[4, -2/3], i[7, 1/3]};
I3 = {i[1, -2/3], i[2, -1/3], i[3, -1/3], i[4, -2/3], i[7, -2/3]};
(* going from 2-edge to 3-edge *)
a1 = {i[3, 2/3], i[4, 1/3], i[5, 1/3], i[6, 2/3], i[7, 2/3]};
b11 = {i[3, 2/3], i[4, 1/3], i[5, 1/3], i[6, -1/3], i[7, -1/3]};
b12 = {i[3, 2/3], i[4, 1/3], i[5, 1/3], i[6, -1/3], i[7, 2/3]};
c1 = {i[3, 2/3], i[4, 1/3], i[5, -2/3], i[6, -1/3], i[7, -1/3]};
e1 = {i[3, -1/3], i[4, 1/3], i[5, 1/3], i[6, -1/3], i[7, -1/3]};
f1 = {i[3, -1/3], i[4, 1/3], i[5, -2/3], i[6, -1/3], i[7, -1/3]};
i1 = {i[3, -1/3], i[4, -2/3], i[5, -2/3], i[6, -1/3], i[7, -1/3]};
A1 = {i[3, 1/3], i[4, 2/3], i[5, 2/3], i[6, 1/3], i[7, 1/3]};
D1 = {i[3, 1/3], i[4, 2/3], i[5, -1/3], i[6, 1/3], i[7, 1/3]};
E1 = {i[3, 1/3], i[4, -1/3], i[5, -1/3], i[6, 1/3], i[7, 1/3]};
G1 = {i[3, 1/3], i[4, 2/3], i[5, -1/3], i[6, -2/3], i[7, 1/3]};
H11 = {i[3, 1/3], i[4, -1/3], i[5, -1/3], i[6, -2/3], i[7, -2/3]};
H12 = {i[3, 1/3], i[4, -1/3], i[5, -1/3], i[6, -2/3], i[7, 1/3]};
I1 = {i[3, -2/3], i[4, -1/3], i[5, -1/3], i[6, -2/3], i[7, -2/3]};
(* going from 3-edge to 1-edge *)
a2 = {i[5, 2/3], i[6, 1/3], i[1, 1/3], i[2, 2/3], i[7, 2/3]};
b21 = {i[5, 2/3], i[6, 1/3], i[1, 1/3], i[2, -1/3], i[7, -1/3]};
b22 = {i[5, 2/3], i[6, 1/3], i[1, 1/3], i[2, -1/3], i[7, 2/3]};
c2 = {i[5, 2/3], i[6, 1/3], i[1, -2/3], i[2, -1/3], i[7, -1/3]};
e2 = {i[5, -1/3], i[6, 1/3], i[1, 1/3], i[2, -1/3], i[7, -1/3]};
f2 = {i[5, -1/3], i[6, 1/3], i[1, -2/3], i[2, -1/3], i[7, -1/3]};
i2 = {i[5, -1/3], i[6, -2/3], i[1, -2/3], i[2, -1/3], i[7, -1/3]};
A2 = {i[5, 1/3], i[6, 2/3], i[1, 2/3], i[2, 1/3], i[7, 1/3]};
D2 = {i[5, 1/3], i[6, 2/3], i[1, -1/3], i[2, 1/3], i[7, 1/3]};
E2 = {i[5, 1/3], i[6, -1/3], i[1, -1/3], i[2, 1/3], i[7, 1/3]};
G2 = {i[5, 1/3], i[6, 2/3], i[1, -1/3], i[2, -2/3], i[7, 1/3]};
H21 = {i[5, 1/3], i[6, -1/3], i[1, -1/3], i[2, -2/3], i[7, -2/3]};
H22 = {i[5, 1/3], i[6, -1/3], i[1, -1/3], i[2, -2/3], i[7, 1/3]};
I2 = {i[5, -2/3], i[6, -1/3], i[1, -1/3], i[2, -2/3], i[7, -2/3]};

ln[158]:= (* SECTION 3.2 *)
(* SECTION 3.2.1: CHECK OF MOVES (I) *)

ln[159]:= (* MOVE (I) *)

```

```
In[160]:= (* 11 *)
x = Expand[q^(-1/3) * f[A1, c1] - q^(-4/3) * (f[D1, b11] + f[D1, b12]) + q^(-7/3) * f[G1, a1]]
y = Expand[0]
x == y
```

Out[160]= 0

Out[161]= 0

Out[162]= True

```
In[163]:= (* 21 *)
x = Expand[q^(-1/3) * f[A1, f1] - q^(-4/3) * f[D1, e1]]
y = Expand[0]
x == y
```

Out[163]= 0

Out[164]= 0

Out[165]= True

```
In[166]:= (* 31 *)
x = Expand[q^(-1/3) * f[A1, i1]]
y = Expand[q^(-1/3)]
x == y
```

Out[166]= $\frac{1}{q^{1/3}}$

Out[167]= $\frac{1}{q^{1/3}}$

Out[168]= True

```
In[169]:= (* 12 *)
x = Expand[-q^(-4/3) * (f[E1, b11] + f[E1, b12]) + q^(-7/3) * (f[H11, a1] + f[H12, a1])]
y = Expand[0]
x == y
```

Out[169]= 0

Out[170]= 0

Out[171]= True

```
In[172]:= (* 22 *)
x = Expand[-q^(-4/3) * f[E1, e1]]
y = Expand[-q^(-4/3)]
x == y
```

Out[172]= $-\frac{1}{q^{4/3}}$

Out[173]= $-\frac{1}{q^{4/3}}$

Out[174]= True

```

In[175]:= (* 13 *)
x = Expand[q^(-7/3) * f[I1, a1]]
y = Expand[q^(-7/3)]
x == y

Out[175]=  $\frac{1}{q^{7/3}}$ 

Out[176]=  $\frac{1}{q^{7/3}}$ 

Out[177]= True

In[178]:= (* MOVE (I.b) *)

In[179]:= (* 11 *)
x = Expand[q^(-7/3) * f[c1, A1] - q^(-4/3) * (f[b11, D1] + f[b12, D1]) + q^(-1/3) * f[a1, G1]]
y = Expand[0]
x == y

Out[179]= 0

Out[180]= 0

Out[181]= True

In[182]:= (* 21 *)
x = Expand[q^(-7/3) * f[f1, A1] - q^(-4/3) * f[e1, D1]]
y = Expand[0]
x == y

Out[182]= 0

Out[183]= 0

Out[184]= True

In[185]:= (* 31 *)
x = Expand[q^(-7/3) * f[i1, A1]]
y = Expand[q^(-7/3)]
x == y

Out[185]=  $\frac{1}{q^{7/3}}$ 

Out[186]=  $\frac{1}{q^{7/3}}$ 

Out[187]= True

In[188]:= (* 12 *)
x = Expand[-q^(-4/3) * (f[b11, E1] + f[b12, E1]) + q^(-1/3) * (f[a1, H11] + f[a1, H12])]
y = Expand[0]
x == y

Out[188]= 0

Out[189]= 0

Out[190]= True

```

```
In[191]:= (* 22 *)
x = Expand[-q^(-4/3) * f[e1, E1]]
y = Expand[-q^(-4/3)]
x == y
```

$$\text{Out[191]} = -\frac{1}{q^{4/3}}$$

$$\text{Out[192]} = -\frac{1}{q^{4/3}}$$

Out[193]= True

```
In[194]:= (* 13 *)
x = Expand[q^(-1/3) * f[a1, I1]]
y = Expand[q^(-1/3)]
x == y
```

$$\text{Out[194]} = \frac{1}{q^{1/3}}$$

$$\text{Out[195]} = \frac{1}{q^{1/3}}$$

Out[196]= True

```
In[197]:= (* MOVE (I.c) *)
```

```
In[198]:= (* 31 *)
x = Expand[q^(-7/3) * f[a1, I1]]
y = Expand[q^(-7/3)]
x == y
```

$$\text{Out[198]} = \frac{1}{q^{7/3}}$$

$$\text{Out[199]} = \frac{1}{q^{7/3}}$$

Out[200]= True

```
In[201]:= (* 22 *)
x = Expand[-q^(4/3) * f[e1, E1]]
y = Expand[-q^(4/3)]
x == y
```

$$\text{Out[201]} = -q^{4/3}$$

$$\text{Out[202]} = -q^{4/3}$$

Out[203]= True

```

In[204]:= (* 32 *)
x = Expand[q^(7/3) * (f[b11, I1] + f[b12, I1]) - q^(4/3) * (f[e1, H11] + f[e1, H12])]
y = Expand[0]
x == y

Out[204]= 0

Out[205]= 0

Out[206]= True

In[207]:= (* 13 *)
x = Expand[q^(1/3) * f[i1, A1]]
y = Expand[q^(1/3)]
x == y

Out[207]= q^(1/3)

Out[208]= q^(1/3)

Out[209]= True

In[210]:= (* 23 *)
x = Expand[-q^(4/3) * f[f1, E1] + q^(1/3) * f[i1, D1]]
y = Expand[0]
x == y

Out[210]= 0

Out[211]= 0

Out[212]= True

In[213]:= (* 33 *)
x = Expand[q^(7/3) * f[c1, I1] - q^(4/3) * (f[f1, H11] + f[f1, H12]) + q^(1/3) * f[i1, G1]]
y = Expand[0]
x == y

Out[213]= 0

Out[214]= 0

Out[215]= True

In[216]:= (* MOVE (I.d) *)

In[217]:= (* 31 *)
x = Expand[q^(1/3) f[I1, a1]]
y = Expand[q^(1/3)]
x == y

Out[217]= q^(1/3)

Out[218]= q^(1/3)

Out[219]= True

```

```

In[220]:= (* 22 *)
x = Expand[-q^(4/3) * f[E1, e1]]
y = Expand[-q^(4/3)]
x == y
Out[220]= -q4/3
Out[221]= -q4/3
Out[222]= True

In[223]:= (* 32 *)
x = Expand[q^(1/3) * (f[I1, b11] + f[I1, b12]) - q^(4/3) * (f[H11, e1] + f[H12, e1])]
y = Expand[0]
x == y
Out[223]= 0
Out[224]= 0
Out[225]= True

In[226]:= (* 13 *)
x = Expand[q^(7/3) * f[A1, i1]]
y = Expand[q^(7/3)]
x == y
Out[226]= q7/3
Out[227]= q7/3
Out[228]= True

In[229]:= (* 23 *)
x = Expand[-q^(4/3) * f[E1, f1] + q^(7/3) * f[D1, i1]]
y = Expand[0]
x == y
Out[229]= 0
Out[230]= 0
Out[231]= True

In[232]:= (* 33 *)
x = Expand[q^(1/3) * f[I1, c1] - q^(4/3) * (f[H11, f1] + f[H12, f1]) + q^(7/3) * f[G1, i1]]
y = Expand[0]
x == y
Out[232]= 0
Out[233]= 0
Out[234]= True

In[235]:= (* SECTION 3.2.2: CHECK OF MOVES (II) *)
In[236]:= (* MOVE (II) *)

```



```

In[237]:=      (* 11 *)
x = Expand[ (g[a3]) ]
y = Expand[ (q ^ (-1 / 3) * f[A2, G1]) ]
x == y

Out[237]=  $q^{1/9} w_1^{2/3} w_2^{1/3} x^{2/3} z_1^{1/3} z_2^{2/3}$ 

Out[238]=  $q^{1/9} w_1^{2/3} w_2^{1/3} x^{2/3} z_1^{1/3} z_2^{2/3}$ 

Out[239]= True

In[240]:=      (* 12 *)
x = Expand[ (g[b31] + g[b32]) ]
y = Expand[ (q ^ (-1 / 3) * (f[A2, H11] + f[A2, H12])) ]
x == y

Out[240]=  $\frac{q^{5/18} w_1^{2/3} w_2^{1/3} z_1^{1/3}}{x^{1/3} z_2^{1/3}} + \frac{w_1^{2/3} w_2^{1/3} x^{2/3} z_1^{1/3}}{q^{13/18} z_2^{1/3}}$ 

Out[241]=  $\frac{q^{5/18} w_1^{2/3} w_2^{1/3} z_1^{1/3}}{x^{1/3} z_2^{1/3}} + \frac{w_1^{2/3} w_2^{1/3} x^{2/3} z_1^{1/3}}{q^{13/18} z_2^{1/3}}$ 

Out[242]= True

In[243]:=      (* 13 *)
x = Expand[ (g[c3]) ]
y = Expand[ (q ^ (-1 / 3) * f[A2, I1]) ]
x == y

Out[243]=  $\frac{q^{4/9} w_1^{2/3} z_1^{1/3}}{w_2^{2/3} x^{1/3} z_2^{1/3}}$ 

Out[244]=  $\frac{q^{4/9} w_1^{2/3} z_1^{1/3}}{w_2^{2/3} x^{1/3} z_2^{1/3}}$ 

Out[245]= True

In[246]:=      (* 21 *)
x = Expand[ (0) ]
y = Expand[ (-q ^ (-4 / 3) * f[E2, D1]
+ q ^ (-1 / 3) * f[D2, G1]) ]
x == y

Out[246]= 0

Out[247]= 0

Out[248]= True

```

```
In[249]:=      (* 22 *)
x = Expand[ (g[e3])]
y = Expand[ (-q ^ (-4 / 3) * f[E2, E1]
+ q ^ (-1 / 3) * (f[D2, H11] + f[D2, H12]))]
x == y
```

$$\text{Out[249]} = \frac{W2^{1/3} Z1^{1/3}}{q^{2/9} W1^{1/3} X^{1/3} Z2^{1/3}}$$

$$\text{Out[250]} = \frac{W2^{1/3} Z1^{1/3}}{q^{2/9} W1^{1/3} X^{1/3} Z2^{1/3}}$$

Out[251]= True

```
In[252]:=      (* 23 *)
x = Expand[ (g[f3])]
y = Expand[ (q ^ (-1 / 3) * f[D2, I1])]
x == y
```

$$\text{Out[252]} = \frac{Z1^{1/3}}{q^{1/18} W1^{1/3} W2^{2/3} X^{1/3} Z2^{1/3}}$$

$$\text{Out[253]} = \frac{Z1^{1/3}}{q^{1/18} W1^{1/3} W2^{2/3} X^{1/3} Z2^{1/3}}$$

Out[254]= True

```
In[255]:=      (* 31 *)
x = Expand[ (0) ]
y = Expand[ (q ^ (-7 / 3) * f[I2, A1]
- q ^ (-4 / 3) * (f[H21, D1] + f[H22, D1])
+ q ^ (-1 / 3) * f[G2, G1])]
x == y
```

Out[255]= 0

Out[256]= 0

Out[257]= True

```
In[258]:=      (* 32 *)
x = Expand[ (0) ]
y = Expand[ (-q ^ (-4 / 3) * (f[H21, E1] + f[H22, E1])
+ q ^ (-1 / 3) * (f[G2, H11] + f[G2, H12]))]
x == y
```

Out[258]= 0

Out[259]= 0

Out[260]= True

```
In[261]:=      (* 33 *)
x = Expand[(g[i3])]
y = Expand[(q^(-1/3) * f[G2, I1])]
x == y
```

$$\text{Out[261]} = \frac{1}{q^{2/9} w_1^{1/3} w_2^{2/3} x^{1/3} z_1^{2/3} z_2^{1/3}}$$

$$\text{Out[262]} = \frac{1}{q^{2/9} w_1^{1/3} w_2^{2/3} x^{1/3} z_1^{2/3} z_2^{1/3}}$$

Out[263]= True

```
In[264]:=      (* Move (II.b) *)
```

```
In[265]:=      (* 11 *)
x = Expand[q^(-1/3) * f[a2, c1]]
y = Expand[g[A3]]
x == y
```

$$\text{Out[265]} = \frac{w_1^{1/3} w_2^{2/3} x^{1/3} z_1^{2/3} z_2^{1/3}}{q^{2/9}}$$

$$\text{Out[266]} = \frac{w_1^{1/3} w_2^{2/3} x^{1/3} z_1^{2/3} z_2^{1/3}}{q^{2/9}}$$

Out[267]= True

```
In[268]:=      (* 21 *)
x = Expand[q^(-1/3) * f[a2, f1]]
y = Expand[g[D3]]
x == y
```

$$\text{Out[268]} = \frac{q^{11/18} w_1^{1/3} x^{1/3} z_1^{2/3} z_2^{1/3}}{w_2^{1/3}}$$

$$\text{Out[269]} = \frac{q^{11/18} w_1^{1/3} x^{1/3} z_1^{2/3} z_2^{1/3}}{w_2^{1/3}}$$

Out[270]= True

```
In[271]:=      (* 31 *)
x = Expand[q^(-1/3) * f[a2, i1]]
y = Expand[g[G3]]
x == y
```

$$\text{Out[271]} = \frac{q^{4/9} w_1^{1/3} x^{1/3} z_1^{2/3}}{w_2^{1/3} z_2^{2/3}}$$

$$\text{Out[272]} = \frac{q^{4/9} w_1^{1/3} x^{1/3} z_1^{2/3}}{w_2^{1/3} z_2^{2/3}}$$

Out[273]= True

```
In[274]:= (* 12 *)
x = Expand[q^(-1/3) * (f[b21, c1] + f[b22, c1]) - q^(-4/3) * (f[e2, b11] + f[e2, b12])]
y = Expand[0]
x == y
```

Out[274]= 0

Out[275]= 0

Out[276]= True

```
In[277]:= (* 22 *)
x = Expand[q^(-1/3) * (f[b21, f1] + f[b22, f1]) - q^(-4/3) * f[e2, e1]]
y = Expand[g[E3]]
x == y
```

Out[277]=
$$\frac{W1^{1/3} X^{1/3} Z2^{1/3}}{q^{2/9} W2^{1/3} Z1^{1/3}}$$

Out[278]=
$$\frac{W1^{1/3} X^{1/3} Z2^{1/3}}{q^{2/9} W2^{1/3} Z1^{1/3}}$$

Out[279]= True

```
In[280]:= (* 32 *)
x = Expand[q^(-1/3) * (f[b21, i1] + f[b22, i1])]
y = Expand[g[H31] + g[H32]]
x == y
```

Out[280]=
$$\frac{q^{11/18} W1^{1/3}}{W2^{1/3} X^{2/3} Z1^{1/3} Z2^{2/3}} + \frac{W1^{1/3} X^{1/3}}{q^{7/18} W2^{1/3} Z1^{1/3} Z2^{2/3}}$$

Out[281]=
$$\frac{q^{11/18} W1^{1/3}}{W2^{1/3} X^{2/3} Z1^{1/3} Z2^{2/3}} + \frac{W1^{1/3} X^{1/3}}{q^{7/18} W2^{1/3} Z1^{1/3} Z2^{2/3}}$$

Out[282]= True

```
In[283]:= (* 13 *)
x = Expand[q^(-1/3) * f[c2, c1] - q^(-4/3) * (f[f2, b11] + f[f2, b12]) + q^(-7/3) * f[i2, a1]]
y = Expand[0]
x == y
```

Out[283]= 0

Out[284]= 0

Out[285]= True

```
In[286]:= (* 23 *)
x = Expand[q^(-1/3) * f[c2, f1] - q^(-4/3) * f[f2, e1]]
y = Expand[0]
x == y
```

Out[286]= 0

Out[287]= 0

Out[288]= True

```
In[289]:= (* 33 *)
x = Expand[q^(-1/3) * f[c2, i1]]
y = Expand[g[I3]]
x == y
```

$$\text{Out[289]} = \frac{q^{1/9}}{w_1^{2/3} w_2^{1/3} x^{2/3} z_1^{1/3} z_2^{2/3}}$$

$$\text{Out[290]} = \frac{q^{1/9}}{w_1^{2/3} w_2^{1/3} x^{2/3} z_1^{1/3} z_2^{2/3}}$$

Out[291]= True

```
In[292]:= (* SECTION 3.2.3: CHECK OF MOVE (III) EXAMPLE *)
(* 11/11 *)
x = Expand[f[a1, a1]]
y = Expand[f[a1, a1]]
x == y
```

$$\text{Out[292]} = q^{4/9} w_2^{4/3} w_3^{2/3} x^{4/3} z_2^{2/3} z_3^{4/3}$$

$$\text{Out[293]} = q^{4/9} w_2^{4/3} w_3^{2/3} x^{4/3} z_2^{2/3} z_3^{4/3}$$

Out[294]= True

```
In[295]:= (* 12/11 *)
x = Expand[f[a1, b11] + f[a1, b12]]
y = Expand[q * (f[b11, a1] + f[b12, a1]) + (1 - q^2) * (f[a1, b11] + f[a1, b12])]
x == y
```

$$\text{Out[295]} = \frac{w_2^{4/3} w_3^{2/3} x^{1/3} z_2^{2/3} z_3^{1/3}}{q^{13/18}} + \frac{w_2^{4/3} w_3^{2/3} x^{4/3} z_2^{2/3} z_3^{1/3}}{q^{31/18}}$$

$$\text{Out[296]} = \frac{w_2^{4/3} w_3^{2/3} x^{1/3} z_2^{2/3} z_3^{1/3}}{q^{13/18}} + \frac{w_2^{4/3} w_3^{2/3} x^{4/3} z_2^{2/3} z_3^{1/3}}{q^{31/18}}$$

Out[297]= True

```
In[298]:= (* 13/11 *)
x = Expand[f[a1, c1]]
y = Expand[q * f[c1, a1] + (1 - q^2) * f[a1, c1]]
x == y
```

$$\text{Out[298]} = \frac{q^{1/9} w_2^{4/3} x^{1/3} z_2^{2/3} z_3^{1/3}}{w_3^{1/3}}$$

$$\text{Out[299]} = \frac{q^{1/9} w_2^{4/3} x^{1/3} z_2^{2/3} z_3^{1/3}}{w_3^{1/3}}$$

Out[300]= True

```

In[301]:=      (* 12/12 *)
x = Expand[f[a1, e1]]
y = Expand[f[e1, a1]]
x == y

Out[301]= 
$$\frac{w_2^{1/3} w_3^{2/3} x^{1/3} z_2^{2/3} z_3^{1/3}}{q^{2/9}}$$


Out[302]= 
$$\frac{w_2^{1/3} w_3^{2/3} x^{1/3} z_2^{2/3} z_3^{1/3}}{q^{2/9}}$$


Out[303]= True

In[304]:=      (* 13/12 *)
x = Expand[f[a1, f1]]
y = Expand[f[f1, a1]]
x == y

Out[304]= 
$$\frac{q^{11/18} w_2^{1/3} x^{1/3} z_2^{2/3} z_3^{1/3}}{w_3^{1/3}}$$


Out[305]= 
$$\frac{q^{11/18} w_2^{1/3} x^{1/3} z_2^{2/3} z_3^{1/3}}{w_3^{1/3}}$$


Out[306]= True

In[307]:=      (* 13/13 *)
x = Expand[f[a1, i1]]
y = Expand[f[i1, a1]]
x == y

Out[307]= 
$$\frac{w_2^{1/3} x^{1/3} z_3^{1/3}}{q^{2/9} w_3^{1/3} z_2^{1/3}}$$


Out[308]= 
$$\frac{w_2^{1/3} x^{1/3} z_3^{1/3}}{q^{2/9} w_3^{1/3} z_2^{1/3}}$$


Out[309]= True

In[310]:=      (* 12/21 *)
x = Expand[0]
y = Expand[(q - q^(-1)) * (f[e1, a1] - f[a1, e1])]
x == y

Out[310]= 0

Out[311]= 0

Out[312]= True

In[313]:=      (* 13/21 *)
x = Expand[0]
y = Expand[(q - q^(-1)) * (f[f1, a1] - f[a1, f1])]
x == y

Out[313]= 0

Out[314]= 0

Out[315]= True

```

```
In[316]:=      (* 13/31 *)
x = Expand[0]
y = Expand[(q - q^(-1)) * (f[i1, a1] - f[a1, i1])]
x == y
```

Out[316]= 0

Out[317]= 0

Out[318]= True

```
In[319]:=      (* 21/11 *)
x = Expand[f[b11, a1] + f[b12, a1]]
y = Expand[q * (f[a1, b11] + f[a1, b12])]
x == y
```

Out[319]= $q^{5/18} w_2^{4/3} w_3^{2/3} x^{1/3} z_2^{2/3} z_3^{1/3} + \frac{w_2^{4/3} w_3^{2/3} x^{4/3} z_2^{2/3} z_3^{1/3}}{q^{13/18}}$

Out[320]= $q^{5/18} w_2^{4/3} w_3^{2/3} x^{1/3} z_2^{2/3} z_3^{1/3} + \frac{w_2^{4/3} w_3^{2/3} x^{4/3} z_2^{2/3} z_3^{1/3}}{q^{13/18}}$

Out[321]= True

```
In[322]:=      (* 22/11 *)
x = Expand[f[b11, b11] + f[b12, b11] + f[b11, b12] + f[b12, b12]]
y = Expand[f[b11, b11] + f[b12, b11] + f[b11, b12] + f[b12, b12]]
x == y
```

Out[322]= $\frac{q^{10/9} w_2^{4/3} w_3^{2/3} z_2^{2/3}}{x^{2/3} z_3^{2/3}} + \frac{w_2^{4/3} w_3^{2/3} x^{1/3} z_2^{2/3}}{q^{17/9} z_3^{2/3}} + \frac{q^{1/9} w_2^{4/3} w_3^{2/3} x^{1/3} z_2^{2/3}}{z_3^{2/3}} + \frac{w_2^{4/3} w_3^{2/3} x^{4/3} z_2^{2/3}}{q^{26/9} z_3^{2/3}}$

Out[323]= $\frac{q^{10/9} w_2^{4/3} w_3^{2/3} z_2^{2/3}}{x^{2/3} z_3^{2/3}} + \frac{w_2^{4/3} w_3^{2/3} x^{1/3} z_2^{2/3}}{q^{17/9} z_3^{2/3}} + \frac{q^{1/9} w_2^{4/3} w_3^{2/3} x^{1/3} z_2^{2/3}}{z_3^{2/3}} + \frac{w_2^{4/3} w_3^{2/3} x^{4/3} z_2^{2/3}}{q^{26/9} z_3^{2/3}}$

Out[324]= True

```
In[325]:=      (* 23/11 *)
x = Expand[f[b11, c1] + f[b12, c1]]
y = Expand[q * (f[c1, b11] + f[c1, b12]) + (1 - q^2) * (f[b11, c1] + f[b12, c1])]
x == y
```

Out[325]= $\frac{q^{17/18} w_2^{4/3} z_2^{2/3}}{w_3^{1/3} x^{2/3} z_3^{2/3}} + \frac{w_2^{4/3} x^{1/3} z_2^{2/3}}{q^{1/18} w_3^{1/3} z_3^{2/3}}$

Out[326]= $\frac{q^{17/18} w_2^{4/3} z_2^{2/3}}{w_3^{1/3} x^{2/3} z_3^{2/3}} + \frac{w_2^{4/3} x^{1/3} z_2^{2/3}}{q^{1/18} w_3^{1/3} z_3^{2/3}}$

Out[327]= True

```
In[328]:=      (* 22/12 *)
x = Expand[f[b11, e1] + f[b12, e1]]
y = Expand[q^(-1) * (f[e1, b11] + f[e1, b12])]
x == y
```

$$\text{Out[328]} = \frac{W2^{1/3} W3^{2/3} Z2^{2/3}}{q^{7/18} X^{2/3} Z3^{2/3}} + \frac{W2^{1/3} W3^{2/3} X^{1/3} Z2^{2/3}}{q^{25/18} Z3^{2/3}}$$

$$\text{Out[329]} = \frac{W2^{1/3} W3^{2/3} Z2^{2/3}}{q^{7/18} X^{2/3} Z3^{2/3}} + \frac{W2^{1/3} W3^{2/3} X^{1/3} Z2^{2/3}}{q^{25/18} Z3^{2/3}}$$

Out[330]= True

```
In[331]:=      (* 23/12 *)
x = Expand[f[b11, f1] + f[b12, f1]]
y = Expand[(f[f1, b11] + f[f1, b12]) + (q^(-1) - q) * (f[e1, c1])]
x == y
```

$$\text{Out[331]} = \frac{W2^{1/3} Z2^{2/3}}{q^{5/9} W3^{1/3} X^{2/3} Z3^{2/3}} + \frac{q^{4/9} W2^{1/3} X^{1/3} Z2^{2/3}}{W3^{1/3} Z3^{2/3}}$$

$$\text{Out[332]} = \frac{W2^{1/3} Z2^{2/3}}{q^{5/9} W3^{1/3} X^{2/3} Z3^{2/3}} + \frac{q^{4/9} W2^{1/3} X^{1/3} Z2^{2/3}}{W3^{1/3} Z3^{2/3}}$$

Out[333]= True

```
In[334]:=      (* 23/13 *)
x = Expand[f[b11, i1] + f[b12, i1]]
y = Expand[f[i1, b11] + f[i1, b12]]
x == y
```

$$\text{Out[334]} = \frac{q^{11/18} W2^{1/3}}{W3^{1/3} X^{2/3} Z2^{1/3} Z3^{2/3}} + \frac{W2^{1/3} X^{1/3}}{q^{7/18} W3^{1/3} Z2^{1/3} Z3^{2/3}}$$

$$\text{Out[335]} = \frac{q^{11/18} W2^{1/3}}{W3^{1/3} X^{2/3} Z2^{1/3} Z3^{2/3}} + \frac{W2^{1/3} X^{1/3}}{q^{7/18} W3^{1/3} Z2^{1/3} Z3^{2/3}}$$

Out[336]= True

```
In[337]:=      (* 21/21 *)
x = Expand[f[e1, a1]]
y = Expand[f[a1, e1]]
x == y
```

$$\text{Out[337]} = \frac{W2^{1/3} W3^{2/3} X^{1/3} Z2^{2/3} Z3^{1/3}}{q^{2/9}}$$

$$\text{Out[338]} = \frac{W2^{1/3} W3^{2/3} X^{1/3} Z2^{2/3} Z3^{1/3}}{q^{2/9}}$$

Out[339]= True


```
In[340]:=      (* 22/21 *)
x = Expand[f[e1, b11] + f[e1, b12]]
y = Expand[q^(-1) * (f[b11, e1] + f[b12, e1]) + (1 - q^(-2)) * (f[e1, b11] + f[e1, b12])]
x == y
```

$$\text{Out[340]= } \frac{q^{11/18} w_2^{1/3} w_3^{2/3} z_2^{2/3}}{x^{2/3} z_3^{2/3}} + \frac{w_2^{1/3} w_3^{2/3} x^{1/3} z_2^{2/3}}{q^{7/18} z_3^{2/3}}$$

$$\text{Out[341]= } \frac{q^{11/18} w_2^{1/3} w_3^{2/3} z_2^{2/3}}{x^{2/3} z_3^{2/3}} + \frac{w_2^{1/3} w_3^{2/3} x^{1/3} z_2^{2/3}}{q^{7/18} z_3^{2/3}}$$

Out[342]= True

```
In[343]:=      (* 23/21 *)
x = Expand[f[e1, c1]]
y = Expand[(-q^2 + 2 - q^(-2)) * (f[e1, c1]) + (f[c1, e1]) +
  (q - q^(-1)) * ((f[f1, b11] + f[f1, b12]) - (f[b11, f1] + f[b12, f1]))]
x ==
y
```

$$\text{Out[343]= } \frac{q^{4/9} w_2^{1/3} z_2^{2/3}}{w_3^{1/3} x^{2/3} z_3^{2/3}}$$

$$\text{Out[344]= } \frac{q^{4/9} w_2^{1/3} z_2^{2/3}}{w_3^{1/3} x^{2/3} z_3^{2/3}}$$

Out[345]= True

```
In[346]:=      (* 22/22 *)
x = Expand[f[e1, e1]]
y = Expand[f[e1, e1]]
x == y
```

$$\text{Out[346]= } \frac{w_3^{2/3} z_2^{2/3}}{q^{8/9} w_2^{2/3} x^{2/3} z_3^{2/3}}$$

$$\text{Out[347]= } \frac{w_3^{2/3} z_2^{2/3}}{q^{8/9} w_2^{2/3} x^{2/3} z_3^{2/3}}$$

Out[348]= True

```
In[349]:=      (* 23/22 *)
x = Expand[f[e1, f1]]
y = Expand[q * f[f1, e1] + (1 - q^2) * f[e1, f1]]
x == y
```

$$\text{Out[349]= } \frac{z_2^{2/3}}{q^{19/18} w_2^{2/3} w_3^{1/3} x^{2/3} z_3^{2/3}}$$

$$\text{Out[350]= } \frac{z_2^{2/3}}{q^{19/18} w_2^{2/3} w_3^{1/3} x^{2/3} z_3^{2/3}}$$

Out[351]= True

```
In[352]:=      (* 23/23 *)
x = Expand[f[e1, i1]]
y = Expand[f[i1, e1]]
x == y
```

$$\text{Out[352]} = \frac{q^{1/9}}{w^{2/3} w^{1/3} x^{2/3} z^{1/3} z^{2/3}}$$

$$\text{Out[353]} = \frac{q^{1/9}}{w^{2/3} w^{1/3} x^{2/3} z^{1/3} z^{2/3}}$$

Out[354]= True

```
In[355]:=      (* 23/31 *)
x = Expand[0]
y = Expand[(q - q^(-1)) * ((f[i1, b11] + f[i1, b12]) - (f[b11, i1] + f[b12, i1]))]
x == y
```

Out[355]= 0

Out[356]= 0

Out[357]= True

```
In[358]:=      (* 23/32 *)
x = Expand[0]
y = Expand[(q - q^(-1)) * ((f[i1, e1]) - (f[e1, i1]))]
x == y
```

Out[358]= 0

Out[359]= 0

Out[360]= True

```
In[361]:=      (* 31/11 *)
x = Expand[f[c1, a1]]
y = Expand[q * f[a1, c1]]
x == y
```

$$\text{Out[361]} = \frac{q^{10/9} w^{2/3} x^{1/3} z^{2/3} z^{1/3}}{w^{3/3}}$$

$$\text{Out[362]} = \frac{q^{10/9} w^{2/3} x^{1/3} z^{2/3} z^{1/3}}{w^{3/3}}$$

Out[363]= True

```
In[364]:=      (* 32/11 *)
x = Expand[f[c1, b11] + f[c1, b12]]
y = Expand[q * (f[b11, c1] + f[b12, c1])]
x == y
```

$$\text{Out[364]} = \frac{q^{35/18} w^{2/3} z^{2/3}}{w^{3/3} x^{2/3} z^{2/3}} + \frac{q^{17/18} w^{2/3} x^{1/3} z^{2/3}}{w^{3/3} z^{2/3}}$$

$$\text{Out[365]} = \frac{q^{35/18} w^{2/3} z^{2/3}}{w^{3/3} x^{2/3} z^{2/3}} + \frac{q^{17/18} w^{2/3} x^{1/3} z^{2/3}}{w^{3/3} z^{2/3}}$$

Out[366]= True

```
In[367]:=      (* 33/11 *)
x = Expand[f[c1, c1]]
y = Expand[f[c1, c1]]
x == y
```

$$\text{Out[367]} = \frac{q^{16/9} w^{2^{4/3}} z^{2^{2/3}}}{w^{3^{4/3}} x^{2^{2/3}} z^{3^{2/3}}}$$

$$\text{Out[368]} = \frac{q^{16/9} w^{2^{4/3}} z^{2^{2/3}}}{w^{3^{4/3}} x^{2^{2/3}} z^{3^{2/3}}}$$

Out[369]= True

```
In[370]:=      (* 32/12 *)
x = Expand[f[c1, e1]]
y = Expand[f[e1, c1]]
x == y
```

$$\text{Out[370]} = \frac{q^{4/9} w^{2^{1/3}} z^{2^{2/3}}}{w^{3^{1/3}} x^{2^{2/3}} z^{3^{2/3}}}$$

$$\text{Out[371]} = \frac{q^{4/9} w^{2^{1/3}} z^{2^{2/3}}}{w^{3^{1/3}} x^{2^{2/3}} z^{3^{2/3}}}$$

Out[372]= True

```
In[373]:=      (* 33/12 *)
x = Expand[f[c1, f1]]
y = Expand[q^(-1) * f[f1, c1]]
x == y
```

$$\text{Out[373]} = \frac{q^{5/18} w^{2^{1/3}} z^{2^{2/3}}}{w^{3^{4/3}} x^{2^{2/3}} z^{3^{2/3}}}$$

$$\text{Out[374]} = \frac{q^{5/18} w^{2^{1/3}} z^{2^{2/3}}}{w^{3^{4/3}} x^{2^{2/3}} z^{3^{2/3}}}$$

Out[375]= True

```
In[376]:=      (* 33/13 *)
x = Expand[f[c1, i1]]
y = Expand[q^(-1) * f[i1, c1]]
x == y
```

$$\text{Out[376]} = \frac{w^{2^{1/3}}}{q^{5/9} w^{3^{4/3}} x^{2^{2/3}} z^{2^{1/3}} z^{3^{2/3}}}$$

$$\text{Out[377]} = \frac{w^{2^{1/3}}}{q^{5/9} w^{3^{4/3}} x^{2^{2/3}} z^{2^{1/3}} z^{3^{2/3}}}$$

Out[378]= True

In[379]:= (* 31/21 *)

x = Expand[f[f1, a1]]

y = Expand[f[a1, f1]]

x == y

$$\text{Out[379]} = \frac{q^{11/18} w^{2/3} x^{1/3} z^{2/3} z^{1/3}}{w^{3/3}}$$

$$\text{Out[380]} = \frac{q^{11/18} w^{2/3} x^{1/3} z^{2/3} z^{1/3}}{w^{3/3}}$$

Out[381]= True

In[382]:= (* 32/21 *)

x = Expand[f[f1, b11] + f[f1, b12]]

y = Expand[(f[b11, f1] + f[b12, f1]) + (q - q^(-1)) * (f[e1, c1])]

x == y

$$\text{Out[382]} = \frac{q^{13/9} w^{2/3} z^{2/3}}{w^{3/3} x^{2/3} z^{2/3}} + \frac{q^{4/9} w^{2/3} x^{1/3} z^{2/3}}{w^{3/3} z^{2/3}}$$

$$\text{Out[383]} = \frac{q^{13/9} w^{2/3} z^{2/3}}{w^{3/3} x^{2/3} z^{2/3}} + \frac{q^{4/9} w^{2/3} x^{1/3} z^{2/3}}{w^{3/3} z^{2/3}}$$

Out[384]= True

In[385]:= (* 33/21 *)

x = Expand[f[f1, c1]]

y = Expand[q^(-1) * f[c1, f1] + (1 - q^(-2)) * f[f1, c1]]

x == y

$$\text{Out[385]} = \frac{q^{23/18} w^{2/3} z^{2/3}}{w^{3/3} x^{2/3} z^{2/3}}$$

$$\text{Out[386]} = \frac{q^{23/18} w^{2/3} z^{2/3}}{w^{3/3} x^{2/3} z^{2/3}}$$

Out[387]= True

In[388]:= (* 32/22 *)

x = Expand[f[f1, e1]]

y = Expand[q * f[e1, f1]]

x == y

$$\text{Out[388]} = \frac{z^{2/3}}{q^{1/18} w^{2/3} w^{3/3} x^{2/3} z^{2/3}}$$

$$\text{Out[389]} = \frac{z^{2/3}}{q^{1/18} w^{2/3} w^{3/3} x^{2/3} z^{2/3}}$$

Out[390]= True

In[391]:= (* 33/22 *)

x = Expand[f[f1, f1]]

y = Expand[f[f1, f1]]

x == y

$$\text{Out[391]} = \frac{Z^{2/3}}{q^{2/9} W^{2/3} W^{4/3} X^{2/3} Z^{2/3}}$$

$$\text{Out[392]} = \frac{Z^{2/3}}{q^{2/9} W^{2/3} W^{4/3} X^{2/3} Z^{2/3}}$$

Out[393]= True

In[394]:= (* 33/23 *)

x = Expand[f[f1, i1]]

y = Expand[q^(-1) * f[i1, f1]]

x == y

$$\text{Out[394]} = \frac{1}{q^{19/18} W^{2/3} W^{4/3} X^{2/3} Z^{1/3} Z^{2/3}}$$

$$\text{Out[395]} = \frac{1}{q^{19/18} W^{2/3} W^{4/3} X^{2/3} Z^{1/3} Z^{2/3}}$$

Out[396]= True

In[397]:= (* 31/31 *)

x = Expand[f[i1, a1]]

y = Expand[f[a1, i1]]

x == y

$$\text{Out[397]} = \frac{W^{1/3} X^{1/3} Z^{1/3}}{q^{2/9} W^{3/3} Z^{1/3}}$$

$$\text{Out[398]} = \frac{W^{1/3} X^{1/3} Z^{1/3}}{q^{2/9} W^{3/3} Z^{1/3}}$$

Out[399]= True

In[400]:= (* 32/31 *)

x = Expand[f[i1, b11] + f[i1, b12]]

y = Expand[f[b11, i1] + f[b12, i1]]

x == y

$$\text{Out[400]} = \frac{q^{11/18} W^{1/3}}{W^{3/3} X^{2/3} Z^{1/3} Z^{2/3}} + \frac{W^{1/3} X^{1/3}}{q^{7/18} W^{3/3} Z^{1/3} Z^{2/3}}$$

$$\text{Out[401]} = \frac{q^{11/18} W^{1/3}}{W^{3/3} X^{2/3} Z^{1/3} Z^{2/3}} + \frac{W^{1/3} X^{1/3}}{q^{7/18} W^{3/3} Z^{1/3} Z^{2/3}}$$

Out[402]= True

```
In[403]:=      (* 33/31 *)
x = Expand[f[i1, c1]]
y = Expand[q^(-1) * f[c1, i1] + (1 - q^(-2)) * f[i1, c1]]
x == y
```

$$\text{Out[403]} = \frac{q^{4/9} w_2^{1/3}}{w_3^{4/3} x^{2/3} z_2^{1/3} z_3^{2/3}}$$

$$\text{Out[404]} = \frac{q^{4/9} w_2^{1/3}}{w_3^{4/3} x^{2/3} z_2^{1/3} z_3^{2/3}}$$

Out[405]= True

```
In[406]:=      (* 32/32 *)
x = Expand[f[i1, e1]]
y = Expand[f[e1, i1]]
x == y
```

$$\text{Out[406]} = \frac{q^{1/9}}{w_2^{2/3} w_3^{1/3} x^{2/3} z_2^{1/3} z_3^{2/3}}$$

$$\text{Out[407]} = \frac{q^{1/9}}{w_2^{2/3} w_3^{1/3} x^{2/3} z_2^{1/3} z_3^{2/3}}$$

Out[408]= True

```
In[409]:=      (* 33/32 *)
x = Expand[f[i1, f1]]
y = Expand[q^(-1) * f[f1, i1] + (1 - q^(-2)) * f[i1, f1]]
x == y
```

$$\text{Out[409]} = \frac{1}{q^{1/18} w_2^{2/3} w_3^{4/3} x^{2/3} z_2^{1/3} z_3^{2/3}}$$

$$\text{Out[410]} = \frac{1}{q^{1/18} w_2^{2/3} w_3^{4/3} x^{2/3} z_2^{1/3} z_3^{2/3}}$$

Out[411]= True

```
In[412]:=      (* 33/33 *)
x = Expand[f[i1, i1]]
y = Expand[f[i1, i1]]
x == y
```

$$\text{Out[412]} = \frac{1}{q^{8/9} w_2^{2/3} w_3^{4/3} x^{2/3} z_2^{4/3} z_3^{2/3}}$$

$$\text{Out[413]} = \frac{1}{q^{8/9} w_2^{2/3} w_3^{4/3} x^{2/3} z_2^{4/3} z_3^{2/3}}$$

Out[414]= True

In[415]:= (* SECTION 3.2.4: CHECK OF MOVE (IV) EXAMPLE *)

(* 11/11 *)

x = Expand[(f[a3, A2])]

y = Expand[q^(1/3) * (q^(-1) * f[A2, a3])]

x == y

Out[415]= $q^{7/9} w_1^{4/3} w_2^{1/3} w_3^{1/3} x z_1^{2/3} z_2^{2/3} z_3^{2/3}$

Out[416]= $q^{7/9} w_1^{4/3} w_2^{1/3} w_3^{1/3} x z_1^{2/3} z_2^{2/3} z_3^{2/3}$

Out[417]= True

In[418]:= (* 12/11 *)

x = Expand[(f[a3, D2])]

y = Expand[q^(1/3) * (f[D2, a3])]

x == y

Out[418]= $q^{23/18} w_1^{1/3} w_2^{1/3} w_3^{1/3} x z_1^{2/3} z_2^{2/3} z_3^{2/3}$

Out[419]= $q^{23/18} w_1^{1/3} w_2^{1/3} w_3^{1/3} x z_1^{2/3} z_2^{2/3} z_3^{2/3}$

Out[420]= True

In[421]:= (* 13/11 *)

x = Expand[(f[a3, G2])]

y = Expand[q^(1/3) * (f[G2, a3])]

x == y

Out[421]=
$$\frac{q^{4/9} w_1^{1/3} w_2^{1/3} w_3^{1/3} x z_2^{2/3} z_3^{2/3}}{z_1^{1/3}}$$

Out[422]=
$$\frac{q^{4/9} w_1^{1/3} w_2^{1/3} w_3^{1/3} x z_2^{2/3} z_3^{2/3}}{z_1^{1/3}}$$

Out[423]= True

In[424]:= (* 12/12 *)

x = Expand[(f[a3, E2])]

y = Expand[q^(1/3) * (f[E2, a3])]

x == y

Out[424]=
$$\frac{w_1^{1/3} w_2^{1/3} w_3^{1/3} x z_1^{2/3} z_2^{2/3}}{q^{2/9} z_3^{1/3}}$$

Out[425]=
$$\frac{w_1^{1/3} w_2^{1/3} w_3^{1/3} x z_1^{2/3} z_2^{2/3}}{q^{2/9} z_3^{1/3}}$$

Out[426]= True

In[427]:= (* 13/12 *)

x = Expand[(f[a3, H21] + f[a3, H22])]

y = Expand[q^(1/3) * (f[H21, a3] + f[H22, a3])]

x == y

Out[427]=
$$\frac{w_1^{1/3} w_2^{1/3} w_3^{1/3} z_2^{2/3}}{q^{1/18} z_1^{1/3} z_3^{1/3}} + \frac{w_1^{1/3} w_2^{1/3} w_3^{1/3} x z_2^{2/3}}{q^{19/18} z_1^{1/3} z_3^{1/3}}$$

Out[428]=
$$\frac{w_1^{1/3} w_2^{1/3} w_3^{1/3} z_2^{2/3}}{q^{1/18} z_1^{1/3} z_3^{1/3}} + \frac{w_1^{1/3} w_2^{1/3} w_3^{1/3} x z_2^{2/3}}{q^{19/18} z_1^{1/3} z_3^{1/3}}$$

Out[429]= True

```
In[430]:=      (* 13/13 *)
x = Expand[(f[a3, I2])]
y = Expand[q^(1/3) * (f[I2, a3])]
x == y
```

$$\text{Out[430]= } \frac{q^{7/9} w_1^{1/3} w_2^{1/3} z_2^{2/3}}{w_3^{2/3} z_1^{1/3} z_3^{1/3}}$$

$$\text{Out[431]= } \frac{q^{7/9} w_1^{1/3} w_2^{1/3} z_2^{2/3}}{w_3^{2/3} z_1^{1/3} z_3^{1/3}}$$

Out[432]= True

```
In[433]:=      (* 11/21 *)
x = Expand[(f[b31, A2] + f[b32, A2])]
y = Expand[q^(1/3) * (q^(-1) * (f[A2, b31] + f[A2, b32]))]
x == y
```

$$\text{Out[433]= } \frac{q^{17/18} w_1^{4/3} w_2^{1/3} w_3^{1/3} z_1^{2/3} z_3^{2/3}}{z_2^{1/3}} + \frac{w_1^{4/3} w_2^{1/3} w_3^{1/3} x z_1^{2/3} z_3^{2/3}}{q^{1/18} z_2^{1/3}}$$

$$\text{Out[434]= } \frac{q^{17/18} w_1^{4/3} w_2^{1/3} w_3^{1/3} z_1^{2/3} z_3^{2/3}}{z_2^{1/3}} + \frac{w_1^{4/3} w_2^{1/3} w_3^{1/3} x z_1^{2/3} z_3^{2/3}}{q^{1/18} z_2^{1/3}}$$

Out[435]= True

```
In[436]:=      (* 12/21 *)
x = Expand[(f[b31, D2] + f[b32, D2])]
y = Expand[q^(1/3) * (f[D2, b31] + f[D2, b32] + (q^(-1) - q) * f[A2, e3])]
x == y
```

$$\text{Out[436]= } \frac{w_1^{1/3} w_2^{1/3} w_3^{1/3} z_1^{2/3} z_3^{2/3}}{q^{5/9} z_2^{1/3}} + \frac{q^{4/9} w_1^{1/3} w_2^{1/3} w_3^{1/3} x z_1^{2/3} z_3^{2/3}}{z_2^{1/3}}$$

$$\text{Out[437]= } \frac{w_1^{1/3} w_2^{1/3} w_3^{1/3} z_1^{2/3} z_3^{2/3}}{q^{5/9} z_2^{1/3}} + \frac{q^{4/9} w_1^{1/3} w_2^{1/3} w_3^{1/3} x z_1^{2/3} z_3^{2/3}}{z_2^{1/3}}$$

Out[438]= True

```
In[439]:=      (* 13/21 *)
x = Expand[(f[b31, G2] + f[b32, G2])]
y = Expand[q^(1/3) * (f[G2, b31] + f[G2, b32])]
x == y
```

$$\text{Out[439]= } \frac{q^{11/18} w_1^{1/3} w_2^{1/3} w_3^{1/3} z_3^{2/3}}{z_1^{1/3} z_2^{1/3}} + \frac{w_1^{1/3} w_2^{1/3} w_3^{1/3} x z_3^{2/3}}{q^{7/18} z_1^{1/3} z_2^{1/3}}$$

$$\text{Out[440]= } \frac{q^{11/18} w_1^{1/3} w_2^{1/3} w_3^{1/3} z_3^{2/3}}{z_1^{1/3} z_2^{1/3}} + \frac{w_1^{1/3} w_2^{1/3} w_3^{1/3} x z_3^{2/3}}{q^{7/18} z_1^{1/3} z_2^{1/3}}$$

Out[441]= True


```

In[442]:=      (* 21/21 *)
x = Expand[(f[e3, A2])]
y = Expand[q^(1/3) * (f[A2, e3])]
x == y

Out[442]= 
$$\frac{q^{4/9} W_1^{1/3} W_2^{1/3} W_3^{1/3} Z_1^{2/3} Z_3^{2/3}}{Z_2^{1/3}}$$


Out[443]= 
$$\frac{q^{4/9} W_1^{1/3} W_2^{1/3} W_3^{1/3} Z_1^{2/3} Z_3^{2/3}}{Z_2^{1/3}}$$


Out[444]= True

In[445]:=      (* 22/21 *)
x = Expand[(f[e3, D2])]
y = Expand[q^(1/3) * (q^(-1) * f[D2, e3])]
x == y

Out[445]= 
$$\frac{W_2^{1/3} W_3^{1/3} Z_1^{2/3} Z_3^{2/3}}{q^{19/18} W_1^{2/3} Z_2^{1/3}}$$


Out[446]= 
$$\frac{W_2^{1/3} W_3^{1/3} Z_1^{2/3} Z_3^{2/3}}{q^{19/18} W_1^{2/3} Z_2^{1/3}}$$


Out[447]= True

In[448]:=      (* 23/21 *)
x = Expand[(f[e3, G2])]
y = Expand[q^(1/3) * (f[G2, e3])]
x == y

Out[448]= 
$$\frac{q^{1/9} W_2^{1/3} W_3^{1/3} Z_3^{2/3}}{W_1^{2/3} Z_1^{1/3} Z_2^{1/3}}$$


Out[449]= 
$$\frac{q^{1/9} W_2^{1/3} W_3^{1/3} Z_3^{2/3}}{W_1^{2/3} Z_1^{1/3} Z_2^{1/3}}$$


Out[450]= True

In[451]:=      (* 12/22 *)
x = Expand[(f[b31, E2] + f[b32, E2])]
y = Expand[q^(1/3) * (f[E2, b31] + f[E2, b32])]
x == y

Out[451]= 
$$\frac{W_1^{1/3} W_2^{1/3} W_3^{1/3} Z_1^{2/3}}{q^{1/18} Z_2^{1/3} Z_3^{1/3}} + \frac{W_1^{1/3} W_2^{1/3} W_3^{1/3} X Z_1^{2/3}}{q^{19/18} Z_2^{1/3} Z_3^{1/3}}$$


Out[452]= 
$$\frac{W_1^{1/3} W_2^{1/3} W_3^{1/3} Z_1^{2/3}}{q^{1/18} Z_2^{1/3} Z_3^{1/3}} + \frac{W_1^{1/3} W_2^{1/3} W_3^{1/3} X Z_1^{2/3}}{q^{19/18} Z_2^{1/3} Z_3^{1/3}}$$


Out[453]= True
    
```

```

In[454]:=      (* 13/22 *)
x = Expand[(f[b31, H21] + f[b32, H21] + f[b31, H22] + f[b32, H22]])
y = Expand[q^(1/3) * (f[H21, b31] + f[H22, b31] + f[H21, b32] + f[H22, b32])]
x == y

Out[454]= 
$$\frac{W1^{1/3} W2^{1/3} W3^{1/3}}{q^{8/9} Z1^{1/3} Z2^{1/3} Z3^{1/3}} + \frac{q^{10/9} W1^{1/3} W2^{1/3} W3^{1/3}}{Z1^{1/3} Z2^{1/3} Z3^{1/3}} + \frac{q^{19/9} W1^{1/3} W2^{1/3} W3^{1/3}}{X Z1^{1/3} Z2^{1/3} Z3^{1/3}} + \frac{W1^{1/3} W2^{1/3} W3^{1/3} X}{q^{17/9} Z1^{1/3} Z2^{1/3} Z3^{1/3}}$$


Out[455]= 
$$\frac{W1^{1/3} W2^{1/3} W3^{1/3}}{q^{8/9} Z1^{1/3} Z2^{1/3} Z3^{1/3}} + \frac{q^{10/9} W1^{1/3} W2^{1/3} W3^{1/3}}{Z1^{1/3} Z2^{1/3} Z3^{1/3}} + \frac{q^{19/9} W1^{1/3} W2^{1/3} W3^{1/3}}{X Z1^{1/3} Z2^{1/3} Z3^{1/3}} + \frac{W1^{1/3} W2^{1/3} W3^{1/3} X}{q^{17/9} Z1^{1/3} Z2^{1/3} Z3^{1/3}}$$


Out[456]= True

In[457]:=      (* 22/22 *)
x = Expand[(f[e3, E2])]
y = Expand[q^(1/3) * (q^(-1) * f[E2, e3])]
x == y

Out[457]= 
$$\frac{W2^{1/3} W3^{1/3} Z1^{2/3}}{q^{5/9} W1^{2/3} Z2^{1/3} Z3^{1/3}}$$


Out[458]= 
$$\frac{W2^{1/3} W3^{1/3} Z1^{2/3}}{q^{5/9} W1^{2/3} Z2^{1/3} Z3^{1/3}}$$


Out[459]= True

In[460]:=      (* 23/22 *)
x = Expand[(f[e3, H21] + f[e3, H22])]
y = Expand[q^(1/3) * (f[H21, e3] + f[H22, e3])]
x == y

Out[460]= 
$$\frac{q^{11/18} W2^{1/3} W3^{1/3}}{W1^{2/3} Z1^{1/3} Z2^{1/3} Z3^{1/3}} + \frac{q^{29/18} W2^{1/3} W3^{1/3}}{W1^{2/3} X Z1^{1/3} Z2^{1/3} Z3^{1/3}}$$


Out[461]= 
$$\frac{q^{11/18} W2^{1/3} W3^{1/3}}{W1^{2/3} Z1^{1/3} Z2^{1/3} Z3^{1/3}} + \frac{q^{29/18} W2^{1/3} W3^{1/3}}{W1^{2/3} X Z1^{1/3} Z2^{1/3} Z3^{1/3}}$$


Out[462]= True

In[463]:=      (* 13/23 *)
x = Expand[(f[b31, I2] + f[b32, I2])]
y = Expand[q^(1/3) * (f[I2, b31] + f[I2, b32])]
x == y

Out[463]= 
$$\frac{W1^{1/3} W2^{1/3}}{q^{1/18} W3^{2/3} Z1^{1/3} Z2^{1/3} Z3^{1/3}} + \frac{q^{17/18} W1^{1/3} W2^{1/3}}{W3^{2/3} X Z1^{1/3} Z2^{1/3} Z3^{1/3}}$$


Out[464]= 
$$\frac{W1^{1/3} W2^{1/3}}{q^{1/18} W3^{2/3} Z1^{1/3} Z2^{1/3} Z3^{1/3}} + \frac{q^{17/18} W1^{1/3} W2^{1/3}}{W3^{2/3} X Z1^{1/3} Z2^{1/3} Z3^{1/3}}$$


Out[465]= True

```

```
In[466]:=      (* 23/23 *)
x = Expand[(f[e3, I2])]
y = Expand[q^(1/3) * (f[I2, e3])]
x == y
```

$$\text{Out[466]} = \frac{q^{4/9} W_2^{1/3}}{W_1^{2/3} W_3^{2/3} X Z_1^{1/3} Z_2^{1/3} Z_3^{1/3}}$$

$$\text{Out[467]} = \frac{q^{4/9} W_2^{1/3}}{W_1^{2/3} W_3^{2/3} X Z_1^{1/3} Z_2^{1/3} Z_3^{1/3}}$$

Out[468]= True

```
In[469]:=      (* 11/31 *)
x = Expand[(f[c3, A2])]
y = Expand[q^(1/3) * (q^(-1) * f[A2, c3])]
x == y
```

$$\text{Out[469]} = \frac{q^{16/9} W_1^{4/3} W_3^{1/3} Z_1^{2/3} Z_3^{2/3}}{W_2^{2/3} Z_2^{1/3}}$$

$$\text{Out[470]} = \frac{q^{16/9} W_1^{4/3} W_3^{1/3} Z_1^{2/3} Z_3^{2/3}}{W_2^{2/3} Z_2^{1/3}}$$

Out[471]= True

```
In[472]:=      (* 12/31 *)
x = Expand[(f[c3, D2])]
y = Expand[q^(1/3) * (f[D2, c3] + (q^(-1) - q) * f[A2, f3])]
x == y
```

$$\text{Out[472]} = \frac{q^{5/18} W_1^{1/3} W_3^{1/3} Z_1^{2/3} Z_3^{2/3}}{W_2^{2/3} Z_2^{1/3}}$$

$$\text{Out[473]} = \frac{q^{5/18} W_1^{1/3} W_3^{1/3} Z_1^{2/3} Z_3^{2/3}}{W_2^{2/3} Z_2^{1/3}}$$

Out[474]= True

```
In[475]:=      (* 13/31 *)
x = Expand[(f[c3, G2])]
y = Expand[q^(1/3) * (f[G2, c3] + (q^(-1) - q) * f[A2, i3])]
x == y
```

$$\text{Out[475]} = \frac{W_1^{1/3} W_3^{1/3} Z_3^{2/3}}{q^{5/9} W_2^{2/3} Z_1^{1/3} Z_2^{1/3}}$$

$$\text{Out[476]} = \frac{W_1^{1/3} W_3^{1/3} Z_3^{2/3}}{q^{5/9} W_2^{2/3} Z_1^{1/3} Z_2^{1/3}}$$

Out[477]= True

```

In[478]:=      (* 21/31 *)
              x = Expand[(f[f3, A2])]
              y = Expand[q^(1/3) * (f[A2, f3])]
              x == y

Out[478]= 
$$\frac{q^{23/18} w_1^{1/3} w_3^{1/3} z_1^{2/3} z_3^{2/3}}{w_2^{2/3} z_2^{1/3}}$$


Out[479]= 
$$\frac{q^{23/18} w_1^{1/3} w_3^{1/3} z_1^{2/3} z_3^{2/3}}{w_2^{2/3} z_2^{1/3}}$$


Out[480]= True

In[481]:=      (* 22/31 *)
              x = Expand[(f[f3, D2])]
              y = Expand[q^(1/3) * (q^(-1) * f[D2, f3])]
              x == y

Out[481]= 
$$\frac{w_3^{1/3} z_1^{2/3} z_3^{2/3}}{q^{2/9} w_1^{2/3} w_2^{2/3} z_2^{1/3}}$$


Out[482]= 
$$\frac{w_3^{1/3} z_1^{2/3} z_3^{2/3}}{q^{2/9} w_1^{2/3} w_2^{2/3} z_2^{1/3}}$$


Out[483]= True

In[484]:=      (* 23/31 *)
              x = Expand[(f[f3, G2])]
              y = Expand[q^(1/3) * (f[G2, f3] + (q^(-1) - q) * f[D2, i3])]
              x == y

Out[484]= 
$$\frac{w_3^{1/3} z_3^{2/3}}{q^{19/18} w_1^{2/3} w_2^{2/3} z_1^{1/3} z_2^{1/3}}$$


Out[485]= 
$$\frac{w_3^{1/3} z_3^{2/3}}{q^{19/18} w_1^{2/3} w_2^{2/3} z_1^{1/3} z_2^{1/3}}$$


Out[486]= True

In[487]:=      (* 31/31 *)
              x = Expand[(f[i3, A2])]
              y = Expand[q^(1/3) * (f[A2, i3])]
              x == y

Out[487]= 
$$\frac{q^{4/9} w_1^{1/3} w_3^{1/3} z_3^{2/3}}{w_2^{2/3} z_1^{1/3} z_2^{1/3}}$$


Out[488]= 
$$\frac{q^{4/9} w_1^{1/3} w_3^{1/3} z_3^{2/3}}{w_2^{2/3} z_1^{1/3} z_2^{1/3}}$$


Out[489]= True

```

```
In[490]:=      (* 32/31 *)
x = Expand[(f[i3, D2])]
y = Expand[q^(1/3) * (f[D2, i3])]
x == y
```

$$\text{Out[490]} = \frac{W3^{1/3} Z3^{2/3}}{q^{1/18} W1^{2/3} W2^{2/3} Z1^{1/3} Z2^{1/3}}$$

$$\text{Out[491]} = \frac{W3^{1/3} Z3^{2/3}}{q^{1/18} W1^{2/3} W2^{2/3} Z1^{1/3} Z2^{1/3}}$$

Out[492]= True

```
In[493]:=      (* 33/31 *)
x = Expand[(f[i3, G2])]
y = Expand[q^(1/3) * (q^(-1) * f[G2, i3])]
x == y
```

$$\text{Out[493]} = \frac{W3^{1/3} Z3^{2/3}}{q^{8/9} W1^{2/3} W2^{2/3} Z1^{4/3} Z2^{1/3}}$$

$$\text{Out[494]} = \frac{W3^{1/3} Z3^{2/3}}{q^{8/9} W1^{2/3} W2^{2/3} Z1^{4/3} Z2^{1/3}}$$

Out[495]= True

```
In[496]:=      (* 12/32 *)
x = Expand[(f[c3, E2])]
y = Expand[q^(1/3) * (f[E2, c3])]
x == y
```

$$\text{Out[496]} = \frac{q^{7/9} W1^{1/3} W3^{1/3} Z1^{2/3}}{W2^{2/3} Z2^{1/3} Z3^{1/3}}$$

$$\text{Out[497]} = \frac{q^{7/9} W1^{1/3} W3^{1/3} Z1^{2/3}}{W2^{2/3} Z2^{1/3} Z3^{1/3}}$$

Out[498]= True

```
In[499]:=      (* 13/32 *)
x = Expand[(f[c3, H21] + f[c3, H22])]
y = Expand[q^(1/3) * (f[H21, c3] + f[H22, c3])]
x == y
```

$$\text{Out[499]} = \frac{W1^{1/3} W3^{1/3}}{q^{1/18} W2^{2/3} Z1^{1/3} Z2^{1/3} Z3^{1/3}} + \frac{q^{17/18} W1^{1/3} W3^{1/3}}{W2^{2/3} X Z1^{1/3} Z2^{1/3} Z3^{1/3}}$$

$$\text{Out[500]} = \frac{W1^{1/3} W3^{1/3}}{q^{1/18} W2^{2/3} Z1^{1/3} Z2^{1/3} Z3^{1/3}} + \frac{q^{17/18} W1^{1/3} W3^{1/3}}{W2^{2/3} X Z1^{1/3} Z2^{1/3} Z3^{1/3}}$$

Out[501]= True

```
In[502]:=      (* 22/32 *)
x = Expand[(f[f3, E2])]
y = Expand[q^(1/3) * (q^(-1) * f[E2, f3])]
x == y
```

$$\text{Out[502]} = \frac{q^{5/18} w_3^{1/3} z_1^{2/3}}{w_1^{2/3} w_2^{2/3} z_2^{1/3} z_3^{1/3}}$$

$$\text{Out[503]} = \frac{q^{5/18} w_3^{1/3} z_1^{2/3}}{w_1^{2/3} w_2^{2/3} z_2^{1/3} z_3^{1/3}}$$

Out[504]= True

```
In[505]:=      (* 23/32 *)
x = Expand[(f[f3, H21] + f[f3, H22])]
y = Expand[q^(1/3) * (f[H21, f3] + f[H22, f3] + (q^(-1) - q) * f[E2, i3])]
x == y
```

$$\text{Out[505]} = \frac{w_3^{1/3}}{q^{5/9} w_1^{2/3} w_2^{2/3} z_1^{1/3} z_2^{1/3} z_3^{1/3}} + \frac{q^{4/9} w_3^{1/3}}{w_1^{2/3} w_2^{2/3} x z_1^{1/3} z_2^{1/3} z_3^{1/3}}$$

$$\text{Out[506]} = \frac{w_3^{1/3}}{q^{5/9} w_1^{2/3} w_2^{2/3} z_1^{1/3} z_2^{1/3} z_3^{1/3}} + \frac{q^{4/9} w_3^{1/3}}{w_1^{2/3} w_2^{2/3} x z_1^{1/3} z_2^{1/3} z_3^{1/3}}$$

Out[507]= True

```
In[508]:=      (* 32/32 *)
x = Expand[(f[i3, E2])]
y = Expand[q^(1/3) * (f[E2, i3])]
x == y
```

$$\text{Out[508]} = \frac{q^{4/9} w_3^{1/3}}{w_1^{2/3} w_2^{2/3} z_1^{1/3} z_2^{1/3} z_3^{1/3}}$$

$$\text{Out[509]} = \frac{q^{4/9} w_3^{1/3}}{w_1^{2/3} w_2^{2/3} z_1^{1/3} z_2^{1/3} z_3^{1/3}}$$

Out[510]= True

```
In[511]:=      (* 33/32 *)
x = Expand[(f[i3, H21] + f[i3, H22])]
y = Expand[q^(1/3) * (q^(-1) * (f[H21, i3] + f[H22, i3]))]
x == y
```

$$\text{Out[511]} = \frac{w_3^{1/3}}{q^{7/18} w_1^{2/3} w_2^{2/3} z_1^{4/3} z_2^{1/3} z_3^{1/3}} + \frac{q^{11/18} w_3^{1/3}}{w_1^{2/3} w_2^{2/3} x z_1^{4/3} z_2^{1/3} z_3^{1/3}}$$

$$\text{Out[512]} = \frac{w_3^{1/3}}{q^{7/18} w_1^{2/3} w_2^{2/3} z_1^{4/3} z_2^{1/3} z_3^{1/3}} + \frac{q^{11/18} w_3^{1/3}}{w_1^{2/3} w_2^{2/3} x z_1^{4/3} z_2^{1/3} z_3^{1/3}}$$

Out[513]= True

```
In[514]:=      (* 13/33 *)
x = Expand[(f[c3, I2])]
y = Expand[q^(1/3) * (f[I2, c3])]
x == y
```

$$\text{Out[514]} = \frac{W1^{1/3}}{q^{2/9} W2^{2/3} W3^{2/3} X Z1^{1/3} Z2^{1/3} Z3^{1/3}}$$

$$\text{Out[515]} = \frac{W1^{1/3}}{q^{2/9} W2^{2/3} W3^{2/3} X Z1^{1/3} Z2^{1/3} Z3^{1/3}}$$

Out[516]= True

```
In[517]:=      (* 23/33 *)
x = Expand[(f[f3, I2])]
y = Expand[q^(1/3) * (f[I2, f3])]
x == y
```

$$\text{Out[517]} = \frac{1}{q^{13/18} W1^{2/3} W2^{2/3} W3^{2/3} X Z1^{1/3} Z2^{1/3} Z3^{1/3}}$$

$$\text{Out[518]} = \frac{1}{q^{13/18} W1^{2/3} W2^{2/3} W3^{2/3} X Z1^{1/3} Z2^{1/3} Z3^{1/3}}$$

Out[519]= True

```
In[520]:=      (* 33/33 *)
x = Expand[(f[i3, I2])]
y = Expand[q^(1/3) * (q^(-1) * f[I2, i3])]
x == y
```

$$\text{Out[520]} = \frac{1}{q^{5/9} W1^{2/3} W2^{2/3} W3^{2/3} X Z1^{4/3} Z2^{1/3} Z3^{1/3}}$$

$$\text{Out[521]} = \frac{1}{q^{5/9} W1^{2/3} W2^{2/3} W3^{2/3} X Z1^{4/3} Z2^{1/3} Z3^{1/3}}$$

Out[522]= True