

# Random and quasi-random designs in group testing

Jack Noonan · Anatoly Zhigljavsky (Corresponding Author)

Received: date / Accepted: date

**Abstract** For large classes of group testing problems, we derive lower bounds for the probability that all significant factors are uniquely identified using specially constructed random designs. These bounds allow us to optimize parameters of the randomization schemes. We also suggest and numerically justify a procedure of construction of designs with better separability properties than pure random designs. We illustrate theoretical consideration with large simulation-based study. This study indicates, in particular, that in the case of the common binary group testing, the suggested families of designs have better separability than the popular designs constructed from the disjunct matrices.

**Keywords**

## 1 Introduction

A general statement of the group testing problem assumes that  $n$  factors (units, elements, items, variables, etc.)  $x_1, \dots, x_n$  are given and some of them are *defective* (significant, important, etc.). The problem is to determine which factors are defective by testing a certain number of factor groups from a design set  $\mathcal{X}$ , which contains some subsets of the set  $\mathbf{X} = \{x_1, \dots, x_n\}$ . The problems differ in the following aspects:

- (i) assumptions concerning the occurrence of defective factors;
- (ii) assumptions on admissible designs;
- (iii) forms of the test function which provides observation results;
- (iv) assumptions on the number of allowed wrong answers (lies);
- (v) definitions of the problem solution.

The group testing problems considered in this paper are specified by the following properties.

- (i) As the main special case, we assume that there are exactly  $d$  defective factors, where  $0 < d \leq n$ . Many statements, however, are formulated for very general models defined by prior distributions for the number of defective factors, see Section 2.4. Moreover, a few results (see e.g. Theorem 4 and Corollaries 2, 5, 8, 10) cover the problem of finding defectives in the binomial sample, where each factor has a prior probability to be defective and the events ‘factor  $x_i$  is defective’ are independent. This setting is frequently considered in group testing literature, see [1, 2].

---

A. Zhigljavsky  
School of Mathematics, Cardiff University, Cardiff, CF24 4AG, UK  
E-mail: ZhigljavskyAA@cardiff.ac.uk

J. Noonan  
School of Mathematics, Cardiff University, Cardiff, CF24 4AG, UK  
E-mail: Noonanj1@cardiff.ac.uk

- (ii) We only consider nonadaptive designs  $\mathcal{D}_N = \{X_1, \dots, X_N\} \subset \mathcal{X}$ , where  $\mathcal{X}$  is the so-called design set. As the principal case, we consider the design sets  $\mathcal{X}$ , which contain the factor groups  $X_i$  consisting of exactly  $s$  factors with suitable  $s$ ; the reasons for this are given in Section 2.4. We also consider other randomization schemes for choosing the factor groups  $X_i$  including the binomial scheme where each factor is included in the factor group with a given probability, see Section 3.4.
- (iii) Let  $T$  be an unknown collection of defective factors and  $X \in \mathcal{X}$  be a test factor group. We consider group testing models where the observation result for given  $X$  and  $T$  is

$$f(X, T) = \min\{K, |X \cap T|\}. \quad (1.1)$$

where  $|\cdot|$  stands for the number of elements in a discrete set and  $K$  is a positive integer. In the most important special case of *binary* model,  $K = 1$ . In this model, by inspecting a group  $X \subset \mathbf{X}$  we receive 1 if there is at least one defective factor in  $X$  and 0 otherwise. In the *additive* model, any number between  $n$  and  $\infty$  can be chosen as  $K$ , and  $f(X, T) = |X \cap T|$ . (In the additive model, after inspecting a group  $X$  we receive the number of defectives in  $X$ .) In the so-called multiaccess channel model,  $K = 2$ .

- (iv) In the main body of the paper, we assume that the test results are error-free (often referred to as noiseless). In Section 2.3 we show how most of our results can be extended to the case where up to  $L$  wrong answers (lies) are allowed. Moreover, in Section 4.5 some specific results are specialized for the important case of binary group testing with lies.
- (v) In this paper, we are not interested in the designs that 100% guarantee identification of all significant factors; in the group testing literature this criterion is often referred to as the zero error probability criterion or exact recovery. Instead, we are interested in studying the probability  $1 - \gamma$  that all significant factors are discovered (for random designs) with the main theoretical contribution of this paper being the derivation of lower bounds  $1 - \gamma^*$  for this probability; when it suffices to recover the defective set with high probability we are considering the small error probability criterion. Moreover, in Section 3.5 we propose designs that seem to provide very high values for this probability even in comparison to the designs constructed from suitable disjunct matrices, see Tables 10 and 11 in Section 4.4.

Group testing is a well established area attracting attention of specialists in optimum design, combinatorics, information theory and discrete search. The origins of group testings can be traced back to the paper [3], which is devoted to sequential procedures of blood testing for detection of syphilitic men. Since then, the field of group testing has seen significant developments with extensive literature and numerous books dedicated to the field. The textbooks [4, 5] and lecture notes [2] provide a background on group testing especially for zero-error non-adaptive problems. An excellent introduction and summary of recent developments in group testing and its connection to information theory can be found in [1]. The group testing problem in the binomial sample is especially popular in the group testing literature, see [1, 6, 7].

Existence theorems for group testing problems were extensively studied in Russian literature by M.B. Malutov, A.G. Dyachkov, V.V. Rykov and other representatives of the Moscow probability school, see e.g. [8, 9]. The construction of upper bounds of the length of optimal zero error designs in the binary group testing model has been surveyed in [4] and has attracted reasonable attention. In the papers [10, 11, 12] the design of construction schemes in important specific cases including the case of the binary model with two and, more generally,  $d$  defectives are studied. Using probabilistic arguments, existence theorems for designs under the zero error criterion for the additive model have been thoroughly studied in [13]. Motivated by the results of [13], in [14] expressions for the binary model were derived under the zero-error and small-error criterions. The results of [14] provided the inspiration for this paper. Note also, that there are a few results on the problem of constructing optimal algorithms for finding one, two or three defectives in search with lies, see e.g. [15, 16, 17].

The rest of the paper is organized as follows. In Section 2 we develop the general methodology of derivation the lower bounds for the probability that all significant factors can be uniquely identified (from test results taken according to random designs) and establish several important auxiliary results.

In Section 3 we derive upper bounds for  $\gamma$  in a general group testing problem and consider the case of additive model for discussing examples and numerical results. The more practically important case of the binary model is treated in Section 4. In Appendix, we provide some proofs. Let us consider the content of Sections 2, 3 and 4 in more detail.

In Section 2.1 we discuss general discrete search problems. In Section 2.2 we develop the general framework for derivation of the upper bounds  $\gamma^*$  for  $\gamma$ , the probability that for a random design all significant factors cannot be recovered; the main result is formulated as Theorem 1. Theorem 2 of Section 2.3 extends Theorem 1 to the case when some of  $N$  test results are allowed to be wrong (the case of lies). In Section 2.4 we consider different assumptions on the occurrence of defective factors and the randomisation schemes used for the construction of the randomized designs. In Sections 2.5 and 2.6 we formulate two important combinatorial results, Lemmas 2 and 3.

In Section 3.1 we derive upper bounds  $\gamma^*$  for  $\gamma$  for a general test function (1.1) in the most important case when  $\mathcal{X} = \mathcal{P}_n^s$ ; that is, when all  $X_i \in \mathcal{D}_N$  have exactly  $s$  factors. In Section 3.2 we specialize the general results of Section 3.1 to a relatively easy case of the additive model and consider special instances of the information about the defective factors including the case of the binomial sampling case, see Corollary 5. In Section 3.3 we provide some results of simulation studies for the additive model. In Section 3.4 we show how to extend the results established for the case  $\mathcal{X} = \mathcal{P}_n^s$  to cover other randomization schemes for choosing the factor groups  $X_i$  including the binomial scheme, where each factor is included in the factor groups with a given probability. In Section 3.5 we develop and justify a generic technique of improving separability properties of random designs. This technique is based on the ‘tabu search’ principle so that the next factor groups in the design  $\mathcal{D}_N$  are banned from being too close (that is, having a small Hamming distance) to all factor groups already included into the design.

In Section 4.1 we provide a collection of upper bounds  $\gamma^*$  for  $\gamma$  for different instances of the binary model. All the results formulated in this section follow from general results and specific considerations of Sections 3.1 and 3.4. In Section 4.2, we illustrate some of the theoretical results formulated in Section 4.1 by results of simulation studies. In Section 4.3 we apply the technique of Section 3.5 of improvement of random designs and numerically demonstrate that indeed the resulting designs provide a superior separability relative to random designs. In Section 4.4 we numerically compare random, improved random and the very popular designs constructed from the disjunct matrices. In particular, we find that improved random designs have a better separability than the designs constructed from the disjunct matrices, see Tables 10 and 11. In Section 4.5 some specific upper bounds are specialized for the binary group testing with lies; simulation results are provided to illustrate theoretical bounds.

## 2 General discrete search problem, random designs and the probability of solving the problem

### 2.1 Problem statement

We consider the group testing problems from the general point of view of discrete search. Following [18] a discrete *search problem* can often be determined as a quadruple  $\{\mathcal{T}, \mathcal{X}, f, \mathcal{Y}\}$  where  $\mathcal{T} = \{T\}$  is a target field, that is an ordered collection of all possible *targets*  $T$ ,  $\mathcal{X} = \{X\}$  is a test field, that is a collection of all possible *test elements*, and  $f : \mathcal{X} \times \mathcal{T} \rightarrow \mathcal{Y}$  is a *test function* mapping  $\mathcal{X} \times \mathcal{T}$  to some space  $\mathcal{Y}$ . In group testing, the targets  $T$  are collections of defective factors and test elements  $X$  are arbitrary subsets of  $\mathbf{X} = \{x_1, \dots, x_n\}$ . A value  $f(X, T)$  for fixed  $X \in \mathcal{X}$  and  $T \in \mathcal{T}$  is regarded as test or experimental result at a test element  $X$  when the unknown target is  $T$ . For a pair of targets  $T_i, T_j \in \mathcal{T}$ , we say that  $X \in \mathcal{X}$  separates  $T_i$  and  $T_j$  if  $f(X, T_i) \neq f(X, T_j)$ . We say that a design  $\mathcal{D}_N$  separates  $T_i$  in  $\mathcal{T}$  if for any  $T_j \in \mathcal{T}$ , such that  $i \neq j$ , there exists a test element  $X \in \mathcal{D}_N$  separating the pair  $(T_i, T_j)$ . We only consider *solvable* search problems where each  $T \in \mathcal{T}$  can be separated (found) by means of the test results at all  $X \in \mathcal{X}$ .

In this paper we are interested in studying properties of random designs for solving group testing problems. Let  $\mathcal{R}$  and  $\mathcal{Q}$  be distributions on  $\mathcal{X}$  and  $\mathcal{T}$  respectively. Denote by  $\mathcal{D}_N = \{X_1, \dots, X_N\}$  a random  $N$ -point design with each  $X_i$  ( $i = 1, \dots, N$ ) independent and  $\mathcal{R}$  distributed and let  $T$  be a random element of  $\mathcal{T}$  distributed according to  $\mathcal{Q}$ . For a random  $N$ -point design  $\mathcal{D}_N$  we are interested in estimating the value of  $\gamma = \gamma(\mathcal{Q}, \mathcal{R}, N)$  such that

$$\Pr_{\mathcal{Q}, \mathcal{R}}\{T \text{ is separated by } \mathcal{D}_N\} = 1 - \gamma. \quad (2.1)$$

The intractable nature of the l.h.s of (2.1) yields that explicit computation of  $\gamma$  is not possible (unless the problem is very easy and hence impractical). One of the main aims of this paper is derivation of explicit upper bounds  $\gamma^* = \gamma^*(\mathcal{Q}, \mathcal{R}, N)$  for  $\gamma$  so that

$$\Pr_{\mathcal{Q}, \mathcal{R}}\{T \text{ is separated by } \mathcal{D}_N\} \geq 1 - \gamma^*. \quad (2.2)$$

This will allow us to state that a random design  $\mathcal{D}_N$  solves the group testing problem with probability at least  $1 - \gamma^*$ .

Another way of interpreting the results of the form (2.2) is as follows. For a given search problem  $\{\mathcal{T}, \mathcal{X}, f, \mathcal{Y}\}$ , an algorithm of generating the test elements  $X_1, X_2, \dots$  and  $\gamma \in (0, 1)$ , define  $N_\gamma$  to be the smallest integer  $N$  such that

$$\Pr\{T \text{ is separated by } \mathcal{D}_N\} \geq 1 - \gamma, \quad (2.3)$$

where the probability is taken over randomness in  $T$  and perhaps in  $X_1, X_2, \dots$ . Computation of the exact value of  $\gamma$  is a very difficult (usually impossible) problem. However, as formulated in the following lemma, the ability of computing any upper bound  $\gamma^* = \gamma^*(N)$  for  $\gamma$  in (2.3) implies the possibility of derivation of the corresponding upper bound for  $N_\gamma$ .

**Lemma 1** *Let  $\{\mathcal{T}, \mathcal{X}, f, \mathcal{Y}\}$  be a solvable discrete search problem with random  $T$  and a given algorithm of generating the test elements  $X_1, X_2, \dots$ . Then for any  $0 < \gamma < 1$ , (2.3) is satisfied with*

$$N_\gamma \leq N_\gamma^* := \min \left\{ N = 1, 2, \dots : \gamma^*(N) < \gamma \right\}. \quad (2.4)$$

where  $\gamma^* = \gamma^*(N)$  is an upper bound for  $\gamma$  in (2.3).

Note also that even if the test elements  $X_1, X_2, \dots$  leading to (2.3) are random, (2.3) with  $N = N_\gamma$  implies that there exists a deterministic design  $\mathcal{D}_N = \{X_1, \dots, X_N\}$  with  $N \leq N_\gamma$  such that (2.3) holds, where the probability in (2.3) is taken over  $\mathcal{Q}$  (random  $T$ ) only. This follows from the discreteness of the space of all  $N$ -point designs and fact that the expectation of the event ‘ $T$  is separated by  $\mathcal{D}_N$ ’ with respect to the random designs is the l.h.s. in (2.3).

## 2.2 General technique for derivation of the upper bound $\gamma^* = \gamma^*(\mathcal{Q}, \mathcal{R}, N)$ for $\gamma$

For fixed  $T_i$  and  $T_j \in \mathcal{T}$ , let

$$p_{ij} = \Pr_{\mathcal{R}}\{f(X, T_i) = f(X, T_j)\} \quad (2.5)$$

be the probability that the targets  $T_i$  and  $T_j$  are not separated by one random test  $X \in \mathcal{X}$ , which is distributed according to  $\mathcal{R}$ . The following theorem is a straightforward application of the Bonferroni inequality.

**Theorem 1** *Let  $\{\mathcal{T}, \mathcal{X}, f, \mathcal{Y}\}$  be a solvable discrete search problem with  $\mathcal{R}$  and  $\mathcal{Q}$  being any distributions on  $\mathcal{X}$  and  $\mathcal{T}$  respectively. For a fixed  $N \geq 1$ , let  $\mathcal{D}_N = \{X_1, \dots, X_N\}$  be a random  $N$ -point design with each  $X_i \in \mathcal{X}$  ( $i = 1, \dots, N$ ) chosen independently and  $\mathcal{R}$ -distributed. Then for  $\gamma = \gamma(\mathcal{Q}, \mathcal{R}, N)$*

of (2.1), we have  $\gamma(\mathcal{Q}, \mathcal{R}, N) \leq \gamma^*(\mathcal{Q}, \mathcal{R}, N)$  with

$$\gamma^*(\mathcal{Q}, \mathcal{R}, N) := \sum_{i=1}^{|\mathcal{T}|} \Pr_{\mathcal{Q}}\{T = T_i\} \sum_{j \neq i} p_{ij}^N. \quad (2.6)$$

**Proof.** By applying the Bonferonni inequality, the probability that  $T_i$  is not separated from at least one  $T_j \in \mathcal{T}$  ( $T_j \neq T_i$ ) after  $N$  random tests is less than or equal to  $\sum_{j \neq i} (p_{ij})^N$  and we thus have  $1 - \sum_{j \neq i} (p_{ij})^N$  as a lower bound for the probability that  $T_i$  is separated from all other  $T_j \in \mathcal{T}$ . Averaging over  $T_i$  we obtain

$$\begin{aligned} \Pr_{\mathcal{Q}, \mathcal{R}}\{T \text{ is separated by } \mathcal{D}_N\} &= \sum_{i=1}^{|\mathcal{T}|} \Pr_{\mathcal{R}}\{T_i \text{ is separated from by } \mathcal{D}_N\} \Pr_{\mathcal{Q}}\{T = T_i\} \\ &\geq 1 - \sum_{i=1}^{|\mathcal{T}|} \Pr_{\mathcal{Q}}\{T = T_i\} \sum_{j \neq i} p_{ij}^N = 1 - \gamma^*(\mathcal{Q}, \mathcal{R}, N). \end{aligned}$$

The statement of the theorem follows.  $\square$

For the very common scenario when  $\mathcal{Q}$  is uniform on  $\mathcal{T}$ , that is  $\Pr_{\mathcal{Q}}\{T = T_i\} = 1/|\mathcal{T}|$  for all  $i = 1, \dots, |\mathcal{T}|$ , the upper bound (2.7) simplifies to

$$\gamma^*(\mathcal{Q}, \mathcal{R}, N) = \frac{2}{|\mathcal{T}|} \sum_{i=1}^{|\mathcal{T}|} \sum_{j=1}^{i-1} p_{ij}^N. \quad (2.7)$$

### 2.3 Extension to the case when several lies are allowed

Assume the so-called *L-lie search problem*, where up to  $L$  test results  $Y = Y(X_j, T)$  at some  $X_j \in \mathcal{D}_N = \{X_1, \dots, X_N\}$  may differ from  $f(X_j, T)$ . Note that if a search problem with no lies is solvable then it is solvable as the  $L$ -lie search problem as well. For a random  $N$ -point design  $\mathcal{D}_N$  we are interested in bounding the value of  $\gamma$ ,  $0 < \gamma < 1$ , such that

$$\Pr_{\mathcal{Q}, \mathcal{R}}\{T \text{ can be uniquely identified by } \mathcal{D}_N \text{ with at most } L \text{ lies}\} = 1 - \gamma. \quad (2.8)$$

An important observation is that if a non-sequential design  $\mathcal{D}_N = \{X_1, \dots, X_N\}$  is applied in a general  $L$ -lie search problem, then one can guarantee that the target can be uniquely identified if and only if the two vectors  $F_T = (f(X_1, T), \dots, f(X_N, T))$  and  $F_{T'} = (f(X_1, T'), \dots, f(X_N, T'))$  differ in at least  $2L + 1$  components where  $(T, T')$  is any pair of different targets in  $\mathcal{T}$ . That is, an element  $T \in \mathcal{T}$  can be uniquely identified if and only if for all  $T' \in \mathcal{T}$ ,  $T \neq T'$

$$d_H(F_T, F_{T'}) \geq 2L + 1, \quad (2.9)$$

where  $d_H(a, b)$  is the Hamming distance between two  $n$ -vectors  $a$  and  $b$ ; that is, the number of components of  $a$  and  $b$  that are different.

The following statement is a generalization of Lemma 1 to the case of  $L$ -lie search problem.

**Theorem 2** *Let  $\{\mathcal{T}, \mathcal{X}, f, \mathcal{Y}\}$  be a solvable  $L$ -lie search problem with  $\mathcal{R}$  and  $\mathcal{Q}$  being any distributions on  $\mathcal{X}$  and  $\mathcal{T}$  respectively. For a fixed  $N \geq 1$ , let  $\mathcal{D}_N = \{X_1, \dots, X_N\}$  be a random  $N$ -point design with each  $X_i \in \mathcal{X}$  ( $i = 1, \dots, N$ ) chosen independently and  $\mathcal{R}$  distributed. Then*

$$\gamma^*(\mathcal{Q}, \mathcal{R}, N) = \sum_{i=1}^{|\mathcal{T}|} \Pr_{\mathcal{Q}}\{T = T_i\} \sum_{j \neq i} \sum_{l=0}^{2L} \binom{N}{l} (p_{ij})^{N-l} (1 - p_{ij})^l. \quad (2.10)$$

Proof of Theorem 2 can be found in Appendix. Theorem can be seen as a generalisation of Theorem 9 of [14].

**Corollary 1** *Suppose  $\mathcal{Q}$  is uniform on  $\mathcal{T}$ . Then*

$$\gamma^*(\mathcal{Q}, \mathcal{R}, N) = \frac{2}{|\mathcal{T}|} \sum_{i=1}^{|\mathcal{T}|} \sum_{j=1}^{i-1} \sum_{l=0}^{2L} \binom{k}{l} (p_{ij})^{k-l} (1 - p_{ij})^l. \quad (2.11)$$

One can consider a version of the  $L$ -lie search problem where all wrong answers are the same; that is, the wrong results are equal to some  $y \in \mathcal{Y}$ , and this value  $y$  can be obtained by correct answers as well. This problem is a little simpler than the general  $L$ -lie problem and in this problem it is enough to ensure that  $d_H(F_T, F_{T'}) \geq L + 1$ , rather than (2.9), to guarantee the unique identification of the defective set. For this problem the upper bound is:

$$\gamma^*(\mathcal{Q}, \mathcal{R}, N) = \sum_{i=1}^{|\mathcal{T}|} \Pr_{\mathcal{Q}}\{T = T_i\} \sum_{j \neq i} \sum_{l=0}^L \binom{N}{l} (p_{ij})^{N-l} (1 - p_{ij})^l. \quad (2.12)$$

For several setups of the group testing problem, we will derive closed-form expressions for  $p_{ij}$ ; we therefore can easily compute the upper bounds (2.10) and (2.12) for the corresponding  $L$ -lie group testing problems as well. These bounds will be very similar to the ones formulated for problems with no lies but with an extra summation in the right-hand side.

#### 2.4 Typical $\mathcal{T}$ and $\mathcal{X}$ and assumptions on the randomisation schemes $\mathcal{Q}$ and $\mathcal{R}$ in group testing

In group testing problems, the target field  $\mathcal{T}$  usually has a particular structure. Denote the collection of all factor groups containing exactly  $k$  factors by  $\mathcal{P}_n^k = \{\{x_{i_1}, \dots, x_{i_k}\}, 1 \leq i_1 < \dots < i_k \leq n\}$ . The collection of factor groups containing  $k$  factors or less will be denoted by  $\mathcal{P}_n^{\leq k} = \bigcup_{j=0}^k \mathcal{P}_n^j$ . All target fields  $\mathcal{T}$  considered in this paper can be represented in the form  $\mathcal{T} = \mathcal{T}_{\mathcal{D}} = \bigcup_{d \in \mathcal{D}} \mathcal{P}_n^d$ , where  $\mathcal{D}$  is a subset of  $\{0, 1, \dots, n\}$ . The main choices of  $\mathcal{D}$  are  $\mathcal{D} = \{d\}$  or  $\mathcal{D} = \{0, 1, \dots, d\}$  for  $1 \leq d \leq n$ ; this corresponds to  $\mathcal{T} = \mathcal{P}_n^d$  or  $\mathcal{T} = \mathcal{P}_n^{\leq d}$  respectively.

The main objective of choosing the test field  $\mathcal{X}$  (as well as the randomization scheme  $\mathcal{R}$ ) is the efficiency of the resulting group testing procedure. Bearing this in mind, we mostly use  $\mathcal{X} = \mathcal{P}_n^s$  with suitable  $s$ . As a rule, in this case we achieve better bounds than, say, in the case  $\mathcal{X} = \mathcal{P}_n^{\leq s}$ , with optimal  $s$  as well as in the case of binomial testing, when each factor is included into a test group with probability  $p$ , with optimal  $p$ , see Table 6.

The distribution  $\mathcal{Q}$  for  $T \in \mathcal{T}$  reflects the assumptions on the occurrence of defective factors. In a typical group testing setup,  $\mathcal{Q}$  has the property of exchangeability; that is, symmetry with respect to re-numeration of the factors. We express this as follows. Let  $\nu$  be a probability distribution on  $\mathcal{D} \subseteq \{0, 1, \dots, n\}$  and  $D$  be a  $\nu$ -distributed random variable. Then for a  $\mathcal{Q}$ -distributed random target  $T \in \mathcal{T}$  and any  $d \in \mathcal{D}$ :

$$\Pr_{\mathcal{Q}}\{|T| = d\} = \Pr_{\nu}\{D = d\} \text{ and } \Pr_{\mathcal{Q}}\{T = \mathbb{T} \mid |T| = d\} = \begin{cases} 1/\binom{n}{d} & \text{if } \mathbb{T} \in \mathcal{P}_n^d \\ 0 & \text{otherwise} \end{cases}, \quad (2.13)$$

where the term  $\binom{n}{d}$  is the number of elements in  $\mathcal{P}_n^d$ . The assumption (2.13) can also be expressed as follows:  $\forall d \in \mathcal{D}$  and  $\forall \mathbb{T} \in \bigcup_{d \in \mathcal{D}} \mathcal{P}_n^d$

$$\Pr_{\mathcal{Q}}\{T = \mathbb{T}\} = \Pr_{\nu}\{D = d\} / \binom{n}{d}. \quad (2.14)$$

For the main choice  $\mathcal{X} = \mathcal{P}_n^s$ , we choose  $\mathcal{R}$  to be the uniform distribution on  $\mathcal{X}$  so that  $\forall X \in \mathcal{P}_n^s$

$$\Pr_{\mathcal{R}}\{X = \mathbf{X}\} = 1/\binom{n}{s}.$$

For this choice of  $\mathcal{R}$ , we can rewrite the probabilities  $p_{ij}$  of (2.5) as

$$p_{ij} = \frac{k_{ij}}{|\mathcal{X}|} = k_{ij}/\binom{n}{s},$$

where

$$k_{ij} = |\{X \in \mathcal{X} : f(X, T_i) = f(X, T_j)\}| \quad \text{for } T_i, T_j \in \mathcal{T}. \quad (2.15)$$

In accordance with [18], these coefficients will be called *Rényi coefficients*. Computation of these coefficients involves some counting only.

## 2.5 An important auxiliary result

Let

$$\binom{n}{n_1 n_2 \dots n_k} = \frac{n!}{n_1! n_2! \dots n_k!} \quad \text{for } n_r \geq 0, \sum_{r=1}^k n_r = n$$

be the multinomial coefficient and let us use the following convention

$$\binom{n}{n_1 n_2 \dots n_k} = 0 \quad \text{if } \min\{n_1, \dots, n_k\} < 0. \quad (2.16)$$

Let  $0 \leq p \leq m \leq l \leq n$ ,  $p < l$ . Denote

$$\mathcal{T}(n, l, m, p) = \{(T, T') \in \mathcal{P}_n^{\leq n} \times \mathcal{P}_n^{\leq n} : |T| = m, |T'| = l, |T \cap T'| = p\}. \quad (2.17)$$

Note that the condition  $p < l$  guarantees that  $T \neq T'$  for all pairs  $(T, T') \in \mathcal{T}(n, l, m, p)$ .

The following lemma allows computing the number of elements in the sets (2.17).

**Lemma 2** *The number of different non-ordered pairs in  $\mathcal{T}(n, l, m, p)$  equals*

$$Q(n, l, m, p) = \begin{cases} \binom{n}{p \ m-p \ l-p \ n-l-m+p} & \text{if } m < l \\ \frac{1}{2} \binom{n}{p \ m-p \ m-p \ n-2m+p} & \text{if } m = l. \end{cases} \quad (2.18)$$

For the proof, see Theorem 4.1 in [13].

## 2.6 Balanced test fields

Let  $\mathcal{X} = \mathcal{P}_n^s$  be a test field and  $(T, T') \in \mathcal{T}(n, l, m, p)$  such that  $T \neq T'$ . Define the quantity

$$R(n, l, m, p, u, v, r) = |\{X \in \mathcal{X} : |X \cap (T \setminus T')| = u, |X \cap (T' \setminus T)| = v, |X \cap T \cap T'| = r\}|, \quad (2.19)$$

where  $u, v, r$  are some nonnegative integers. Note that  $(T, T') \in \mathcal{T}(n, l, m, p)$  for some  $l, m, p$  such that  $0 \leq p \leq m \leq l \leq n$  and  $p < l$ . Observe also that the number  $R(n, l, m, p, u, v, r)$  is non-zero only if

$$0 \leq u \leq l - p, \quad 0 \leq v \leq m - p, \quad 0 \leq r \leq p. \quad (2.20)$$

Joining these restrictions on the parameters  $u, v, r$  with the restrictions on  $p, m$  and  $l$  in the definition of the sets  $\mathcal{T}(n, l, m, p)$ , we obtain the combined parameter restriction

$$0 \leq p \leq m \leq l \leq n, \quad p < l, \quad 0 \leq u \leq l - p, \quad 0 \leq v \leq m - p, \quad 0 \leq r \leq p. \quad (2.21)$$

As discussed and proved in Theorem 3.2 in [14], formally the test field  $\mathcal{X} = \mathcal{P}_n^s$  is balanced. This means the number  $R(n, l, m, p, u, v, r)$  does not depend on the choice of the pair  $(T, T') \in \mathcal{T}(n, l, m, p)$  for any set of integers  $u, v, r, p, m, l$  satisfying (2.21). The following lemma is key to the papers findings.

**Lemma 3** *The test field  $\mathcal{X} = \mathcal{P}_n^s$  is balanced for any  $s \leq n$ . For this test field, and for any set of integers  $u, v, r, p, m, l$  satisfying (2.21), we have*

$$R(n, l, m, p, u, v, r) = \binom{p}{r} \binom{l-p}{u} \binom{m-p}{v} \binom{n-l-m+p}{s-r-u-v} \quad (2.22)$$

where the convention

$$\binom{b}{a} = 0 \quad \text{for } a < 0 \quad \text{and } a > b$$

may be used for certain values of parameters.

For the proof of Lemma 3, see Theorem 3.2 in [14]. Lemma 3 implies, in particular, that the test fields  $\mathcal{X}$  of the form  $\mathcal{P}_n^{\leq s}$  are also balanced for all  $s \leq n$ .

### 3 Derivation of an upper bound for $\gamma$ in a general group testing problem

#### 3.1 General test function (1.1) and $\mathcal{X} = \mathcal{P}_n^s$

As the most general form of the test function  $f(\cdot, \cdot)$  we consider (1.1). That is, we assume that  $f(X, T) = \min\{K, |X \cap T|\}$ , where  $K$  is some positive integer. The following theorem provides a closed-form expression for the Rényi coefficients in this case and represents the major input into the non-asymptotic expressions of the upper bounds in specific cases.

**Theorem 3** *Let the test function be defined by (1.1),  $0 \leq p \leq m \leq l \leq n$ ,  $p < l$ ,  $\mathcal{X} = \mathcal{P}_n^s$  and  $(T_i, T_j) \in \mathcal{T}(n, l, m, p)$ . Then the value of the Rényi coefficient  $k_{ij}$  does not depend on the choice of the pair  $(T_i, T_j) \in \mathcal{T}(n, l, m, p)$  and equals  $k_{ij} = K(\mathcal{P}_n^s, n, l, m, p)$ , where*

$$\begin{aligned} K(\mathcal{P}_n^s, n, l, m, p) &= \sum_{r=0}^p \sum_{u=0}^{m-p} R(n, l, m, p, u, u, r) \\ &+ \sum_{r=0}^p \sum_{u=w}^{l-p} \sum_{v=u+1}^{m-p} R(n, l, m, p, u, v, r) + \sum_{r=0}^p \sum_{v=w}^{m-p} \sum_{u=v+1}^{l-p} R(n, l, m, p, u, v, r). \end{aligned} \quad (3.1)$$

Here  $w = \max\{0, K - r\}$  and the terms  $R(n, l, m, p, u, v, r)$  are as in (2.22).

The proof of Theorem 3 can be found in Appendix; it also follows from [14].

Set

$$q_{\mathcal{X}, n, l, m, p} = K(\mathcal{P}_n^s, n, l', m', p) / \binom{n}{s} \quad \text{with } l' = \max(l, m), m' = \min(l, m),$$

where  $K(\mathcal{P}_n^s, n, l, m, p)$  are the Rényi coefficients of (3.1); note that using the convention  $K(\mathcal{X}, n, t, t, t) = 0$ , we have  $q_{\mathcal{X}, n, t, t, t} = 0$  for all  $t = 0, \dots, n$ . Then we have the following theorem.



**Theorem 4** Let  $\mathcal{T} = \mathcal{P}_n^{\leq d}$  and  $\mathcal{X} = \mathcal{P}_n^s$  where  $n \geq 2$ ,  $1 \leq d \leq n$ ,  $1 \leq s \leq n$ . Let  $\mathcal{Q}$  be a distribution satisfying (2.13) and let  $\mathcal{R}$  be the uniform distribution on  $\mathcal{X}$ . For a fixed  $N \geq 1$ , let  $\mathcal{D}_N = \{X_1, \dots, X_N\}$  be a random  $N$ -point design with each  $X_i \in \mathcal{X}$  ( $i = 1, \dots, N$ ) chosen independently and  $\mathcal{R}$  distributed. Then

$$\gamma^*(\mathcal{Q}, \mathcal{R}, N) = \sum_{\delta=0}^d \Pr_{\nu}\{D = \delta\} \min \left\{ 1, \frac{1}{\binom{n}{\delta}} \sum_{m=0}^d \sum_{p=0}^{\min\{\delta, m\}} \binom{n}{p \ m-p \ \delta-p \ n-\delta-m+p} q_{\mathcal{X}, n, \delta, m, p}^N \right\}. \quad (3.2)$$

The proof of Theorem 4 is included in the Appendix; it is a generalisation of the corresponding result of [14]. The following corollary follows from Theorem 4 and its proof. More specifically, the only adjustment needed in the proof of Theorem 4 is to set  $Q_{N, n, \delta}(\mathcal{X}) = \min\{1, S_2\}$ , where  $S_2$  is defined in the proof.

**Corollary 2** Let  $\mathcal{T} = \mathcal{P}_n^d$  and  $\mathcal{X} = \mathcal{P}_n^s$ , where  $n \geq 2$ ,  $1 \leq d < n$ ,  $1 \leq s < n$ . Let  $\mathcal{Q}$  be a distribution satisfying (2.13) and let  $\mathcal{R}$  be the uniform distribution on  $\mathcal{X}$ . For a fixed  $N \geq 1$ , let  $\mathcal{D}_N = \{X_1, \dots, X_N\}$  be a random  $N$ -point design with each  $X_i \in \mathcal{X}$  ( $i = 1, \dots, N$ ) chosen independently and  $\mathcal{R}$  distributed. Then

$$\gamma^*(\mathcal{Q}, \mathcal{R}, N) = \min \left\{ 1, \frac{1}{\binom{n}{d}} \sum_{p=0}^{d-1} \binom{n}{p \ d-p \ d-p \ n-2d+p} \left( K(\mathcal{P}_n^s, n, d, d, p) / \binom{n}{s} \right)^N \right\}. \quad (3.3)$$

### 3.2 Additive model

In the additive group testing problem  $f(X, T) = |X \cap T|$  and we therefore can take  $K = \infty$  in (1.1) and (3.1). This removes two terms in (3.1) hence simplifying this expression. Further, using (2.22) and the Vandermonde convolution formula, we obtain the following statement.

**Lemma 4** Let the test function be  $f(X, T) = |X \cap T|$ ,  $0 \leq p \leq m \leq l \leq n$ ,  $p < l$ , and  $\mathcal{X} = \mathcal{P}_n^s$ . Then  $k_{ij} = K(\mathcal{X}, n, l, m, p)$  with

$$K(\mathcal{P}_n^s, n, l, m, p) = \sum_{u=0}^{m-p} \binom{l-p}{u} \binom{m-p}{u} \binom{n-l-m+2p}{s-2u}. \quad (3.4)$$

By bearing in mind Lemma 4 and specializing Theorem 4 to some specific cases we obtain the following corollaries.

**Corollary 3** Let the test function be  $f(X, T) = |X \cap T|$ . Let  $\mathcal{T} = \mathcal{P}_n^d$  and  $\mathcal{X} = \mathcal{P}_n^s$ , where  $n \geq 2$ ,  $1 \leq d < n$ ,  $1 \leq s < n$ . Let  $\mathcal{Q}$  and  $\mathcal{R}$  be uniform distributions on  $\mathcal{T}$  and  $\mathcal{X}$  respectively. For a fixed  $N \geq 1$ , let  $\mathcal{D}_N = \{X_1, \dots, X_N\}$  be a random  $N$ -point design with each  $X_i \in \mathcal{X}$  ( $i = 1, \dots, N$ ) chosen independently and  $\mathcal{R}$  distributed. Then  $\gamma^*(\mathcal{Q}, \mathcal{R}, N)$  can be obtained from (3.3) with

$$K(\mathcal{P}_n^s, n, d, d, p) = \sum_{u=0}^{d-p} \binom{d-p}{u}^2 \binom{n-2d+2p}{s-2u}.$$

**Corollary 4** Let the test function be  $f(X, T) = |X \cap T|$ . Let  $\mathcal{T} = \mathcal{P}_n^{\leq d}$  and  $\mathcal{X} = \mathcal{P}_n^s$ , where  $n \geq 2$ ,  $1 \leq d < n$ ,  $1 \leq s < n$ . Let  $\mathcal{Q}$  be a distribution satisfying (2.13) and let  $\mathcal{R}$  be the uniform distribution on  $\mathcal{X}$ . For a fixed  $N \geq 1$ , let  $\mathcal{D}_N = \{X_1, \dots, X_N\}$  be a random  $N$ -point design with each  $X_i \in \mathcal{X}$  ( $i = 1, \dots, N$ ) chosen independently and  $\mathcal{R}$  distributed. Then  $\gamma^*(\mathcal{Q}, \mathcal{R}, N)$  can be obtained from (3.2) with

$$q_{\mathcal{X}, n, \delta, m, p} = \frac{1}{\binom{n}{s}} \sum_{u=0}^{m-p} \binom{\delta-p}{u} \binom{m-p}{u} \binom{n-\delta-m+2p}{s-2u}. \quad (3.5)$$

**Corollary 5** Let the test function be  $f(X, T) = |X \cap T|$ . Let  $\mathcal{T} = \mathcal{P}_n^{\leq n}$  and  $\mathcal{X} = \mathcal{P}_n^s$ , where  $n \leq 2$   $1 \leq s < n$ . Suppose  $\nu$  is the binomial( $n, q$ ) distribution on  $\mathcal{D} = \{0, 1, \dots, n\}$ ,  $\mathcal{Q}$  satisfies (2.13) and  $\mathcal{R}$  is the uniform distribution on  $\mathcal{X}$ . For a fixed  $N \geq 1$ , let  $\mathcal{D}_N = \{X_1, \dots, X_N\}$  be a random  $N$ -point design with each  $X_i \in \mathcal{X}$  ( $i = 1, \dots, N$ ) chosen independently and  $\mathcal{R}$  distributed. Then from Theorem 4 we obtain

$$\gamma^*(\mathcal{Q}, \mathcal{R}, N) = \sum_{\delta=0}^n \binom{n}{\delta} q^\delta (1-q)^{n-\delta} \min \left\{ 1, \frac{1}{\binom{n}{\delta}} \sum_{m=0}^n \sum_{p=0}^{\min\{\delta, m\}} \binom{m-p}{p} \binom{n-\delta-m+p}{\delta-p} q_{\mathcal{X}, n, \delta, m, p}^N \right\}$$

with  $q_{\mathcal{X}, n, \delta, m, p}$  obtained from (3.5).

The (approximately) optimal choice of  $s$  for the additive model can be obtained from the following theorem which was proved in [13].

**Theorem 5** Let  $\mathcal{X} = \mathcal{P}_n^s$ ,  $\mathcal{T} = \mathcal{P}_n^d$ ,  $d \geq 2$  be fixed,  $n \rightarrow \infty$ ,  $s = s(n) = \lambda n + O(1)$  when  $n \rightarrow \infty$ ,  $0 < \lambda \leq \frac{1}{2}$ ,  $0 < \gamma < 1$ . Then the optimal choice of  $\lambda$  is  $1/2$  and

$$N_\gamma^*(n, d, n/2) = \frac{d \log_2 n - \log_2(d\gamma)}{2t - \log_2((2d)!) + 2 \log_2(d!)} + o(1). \quad n \rightarrow \infty. \quad (3.6)$$

### 3.3 Simulation study for the additive model

For the target and test fields  $\mathcal{T} = \mathcal{P}_n^d$  and  $\mathcal{X} = \mathcal{P}_n^s$ , in Tables 1–2 we compare the values of  $\gamma^*$  with the desired  $\gamma$  for the additive group testing model. Note that this means that  $\mathcal{Q}$  and  $\mathcal{R}$  are uniform on  $\mathcal{T}$  and  $\mathcal{X}$  respectively. When considering the inverse problem discussed in (2.3), we also include the explicit upper bounds  $N_\gamma^*$  and the value of  $N_{\gamma^*}$  obtained via Monte Carlo methods for different values of  $n, s$  and  $\gamma^*$ . These tables demonstrate how much information is lost when applying the Bonferonni inequality used in the proof of Theorem 1.

$\lambda$	$n = 10$			$n = 20$			$n = 50$			$n = 100$		
	$N_{\gamma^*}$	$N_\gamma^*$	$1 - \gamma$	$N_{\gamma^*}$	$N_\gamma^*$	$1 - \gamma$	$N_{\gamma^*}$	$N_\gamma^*$	$1 - \gamma$	$N_{\gamma^*}$	$N_\gamma^*$	$1 - \gamma$
0.10	26	28	0.96	31	34	0.96	37	40	0.96	41	44	0.96
0.20	13	14	0.96	16	17	0.96	18	21	0.97	21	23	0.95
0.30	9	10	0.95	12	13	0.97	14	15	0.96	15	17	0.97
0.40	8	9	0.97	10	11	0.97	12	13	0.97	14	15	0.97
0.50	8	9	0.98	10	11	0.98	12	13	0.97	13	14	0.98

Table 1:  $\gamma^* = 0.05$ ,  $d = 3$   $s = \lceil \lambda n \rceil$ , various  $n$  and  $\lambda$ .

### 3.4 Modifications for $\mathcal{X} \neq \mathcal{P}_n^s$

In this section we demonstrate how one can easily modify the results of the previous sections for  $\mathcal{X} \neq \mathcal{P}_n^s$  and for a distribution  $\mathcal{R}$  that is not necessarily uniform on  $\mathcal{X}$ .

Suppose  $\mathcal{S} \subseteq \{0, 1, \dots, n\}$  and let  $\mu$  be a probability distribution on  $\mathcal{S}$ . Here we consider test fields of the form

$$\mathcal{X} = \cup_{s \in \mathcal{S}} \mathcal{P}_n^s.$$

$\lambda$	$n = 10$			$n = 20$			$n = 50$			$n = 100$		
	$N_{\gamma^*}$	$N_{\gamma}^*$	$1 - \gamma$	$N_{\gamma^*}$	$N_{\gamma}^*$	$1 - \gamma$	$N_{\gamma^*}$	$N_{\gamma}^*$	$1 - \gamma$	$N_{\gamma^*}$	$N_{\gamma}^*$	$1 - \gamma$
0.10	22	24	0.91	27	30	0.93	32	36	0.93	36	40	0.92
0.20	11	13	0.94	14	16	0.93	17	19	0.92	18	21	0.93
0.30	8	9	0.92	10	12	0.94	13	14	0.94	14	16	0.92
0.40	7	8	0.94	9	10	0.94	10	12	0.93	13	14	0.92
0.50	7	8	0.96	9	10	0.95	10	12	0.95	13	14	0.94

Table 2:  $\gamma^* = 0.1$ ,  $d = 3$ ,  $s = \lceil \lambda n \rceil$ , various  $n$  and  $\lambda$ .

The distribution  $\mathcal{R}$  depends on  $\mu$  in the following way: for a  $\mathcal{R}$ -distributed random test  $X \in \mathcal{X}$ , a  $\mu$ -distributed random  $S$  and  $\forall s \in \mathcal{S}$  we have

$$\Pr_{\mathcal{R}}\{|X| = s\} = \Pr_{\mu}\{S = s\}, \quad \Pr_{\mathcal{R}}\{X = x \mid |X| = s\} = 1/\binom{n}{s} \quad \forall x \in \mathcal{P}_n^s, \text{ else } 0. \quad (3.7)$$

These two requirements mean that for all  $s \in \mathcal{S}$  and  $x \in \mathcal{P}_n^s$  we have

$$\Pr_{\mathcal{R}}\{X = x\} = \Pr_{\mu}\{S = s\} / \binom{n}{s}.$$

Note that in the case of binomial group testing, when each factor is included into a factor group with probability  $p$ ,  $\mu$  is Binomial distribution  $\text{Bin}(n, p)$  with parameters  $n$  and  $p$ .

For the general test function defined by (1.1), we introduce the probability

$$p_{ijs} = \Pr\{f(X, T_i) = f(X, T_j) \mid |X| = s\}.$$

By conditioning on  $s$ , we obtain

$$p_{ij} = \sum_{s \in \mathcal{S}} p_{ijs} \Pr_{\mu}\{S = s\}.$$

In view of the conditional uniformity of  $\mathcal{R}$ , which is the second condition in (3.7), the probabilities  $p_{ijs}$  can be written as

$$p_{ijs} = k_{ijs} / |\mathcal{P}_n^s| = k_{ijs} / \binom{n}{s}$$

where  $k_{ijs} = k(T_i, T_j, s)$  is the number of  $X \in \mathcal{P}_n^s$  such that  $f(X, T_i) = f(X, T_j)$ ; that is,

$$k_{ijs} = |\{X \in \mathcal{P}_n^s : f(X, T_i) = f(X, T_j)\}| \quad \text{for } T_i, T_j \in \mathcal{T}. \quad (3.8)$$

From this, we obtain

$$p_{ij} = \sum_{s \in \mathcal{S}} \frac{k_{ijs}}{\binom{n}{s}} \Pr_{\mu}\{S = s\}.$$

Set

$$q_{\mathcal{X}, n, \delta, m, p; \mu} = \sum_{s \in \mathcal{S}} \frac{K(\mathcal{P}_n^s, n, \delta', m', p)}{\binom{n}{s}} \Pr_{\mu}\{S = s\} \quad \text{with } \delta' = \max(\delta, m), m' = \min(\delta, m).$$

Then all results of the previous sections established for the case  $\mathcal{X} = \mathcal{P}_n^s$  can be extended for the group testing problems with general  $\mathcal{X} = \cup_{s \in \mathcal{S}} \mathcal{P}_n^s$  by replacing  $q_{\mathcal{X}, n, \delta, m, p}$  with  $q_{\mathcal{X}, n, \delta, m, p; \mu}$ .

### 3.5 Improving on random designs in group testing problems

In group testing problems, the test groups  $X_i$  ( $i = 1, \dots, N$ ) can be represented as row-vectors  $X_i = (x_{i,1}, \dots, x_{i,n})$  of size  $n$ , where all  $x_{i,j} \in \{0, 1\}$ .

Consider a problem with no lies. For a random design  $\mathcal{D}_N = \{X_1, \dots, X_N\}$ , its components are i.i.d. random vectors. If, by chance,  $X_i = X_k$  for some  $1 \leq i < k \leq N$ , then the presence of  $X_k$  in the design  $\mathcal{D}_N$  does not improve the separability property of the design  $\mathcal{D}_N$  with  $X_k$  removed, which is a design for  $N - 1$  tests. This implies that in the process of construction of a random design, sampling without replacement should be preferred to sampling with replacement, when  $X_1, \dots, X_N$  are i.i.d. random vectors. Moreover, any pair of vectors  $X$  and  $X'$  with small Hamming distance  $d_H(X, X')$  provide smaller joint information about  $T$  than the pair with larger Hamming distance, see the end of this section. Therefore, we can extend the idea of sampling without replacement by not allowing for the next vectors  $X_k$  to be at a certain Hamming distance to all previously included into design vectors. More specifically, if we have a design  $\mathcal{D}_{k-1} = \{X_1, \dots, X_{k-1}\}$  with  $d_H(X_i, X_j) \geq \delta$  for all  $i, j = 1, \dots, k-1$ , then for choosing the next vector  $X_k$  we take the first vector  $Z_\ell$  from a sequence of random vectors  $Z_1, Z_2, \dots$  such that  $d_H(Z_\ell, X_i) \geq \delta$  for all  $i = 1, \dots, k-1$ . For sampling without replacement,  $\delta = 0$ . Since in all group testing problems we are able to determine the value of  $N$  guaranteeing certain probability for the unique identification of the set of defective items, we can determine the required value of  $\delta$ . Moreover, we can start the procedure of generating quasi-random vectors  $X_1, X_2, \dots$  with some (rather arbitrary)  $\delta > 0$  and decrease this value when the number of test vectors  $Z_1, Z_2, \dots$  needed for finding the next factor group  $X_k$  exceeds some threshold.

Another option, if  $N$  is fixed and we are not interested in nested designs, is to take a random design  $D_N = \{X_1, \dots, X_N\}$ , find a pair  $(X_i, X_j) \in D_N$  with the smallest Hamming distance, remove either  $X_i$  or  $X_j$  from  $D_N$  with probability 0.5, replace the removed factor group with the random one which would not create a pair with the smallest Hamming distance and repeat the procedure many times until finding replacement factor groups becomes too expensive. A pseudo-code describing this procedure is formulated below as Algorithm 1.

Note that any  $N$ -point design  $\mathcal{D}_N$  can be given an equivalent matrix representation. Let  $x_{i,j} = 1$  if item  $x_j$  ( $j = 1, \dots, n$ ) is in test  $X_i$  ( $i = 1, \dots, N$ ), otherwise  $x_{i,j} = 0$ . The corresponding test matrix is  $\mathcal{M}(\mathcal{D}_N) = \{x_{i,j}\}_{i,j=1}^{N,n}$ .

For the random design  $\mathcal{D}_N$  with each component chosen with distribution  $\mathcal{R}$ , the distribution of distance between any two rows of  $\mathcal{M}(\mathcal{D}_N)$  can be easily computed. Let  $\mathcal{M}_{1,*}, \mathcal{M}_{2,*}$  be two rows of  $\mathcal{M}(\mathcal{D}_N)$  corresponding to the random design  $\mathcal{D}_N$ .  $\mathcal{M}_{1,*}, \mathcal{M}_{2,*}$  are independent random vectors and the random variable of interest is  $d_H(\mathcal{M}_{1,*}, \mathcal{M}_{2,*})$ . Assume  $s \leq n/2$ . Then for  $x = 0, 1, \dots, s$ :

$$\Pr\{d_H(\mathcal{M}_{1,*}, \mathcal{M}_{2,*}) = 2x\} = \binom{s}{s-x} \binom{n-s}{x} / \binom{n}{s}.$$

In Figures 1–4, we plot the distribution of inter-row distances of  $\mathcal{M}(\mathcal{D}_N)$  in green and  $\mathcal{M}(\mathcal{D}'_N)$  in red, where  $\mathcal{D}'_N$  is a quasi-random design obtained from Algorithm 1. The truncation of the lower tail of the distribution in red demonstrates that Algorithm 1 performs well at removing rows with a small Hamming distance. The effect of Algorithm 1 on the probability of separation for the additive model are presented below. For binary testing problems, the results are presented in Section 4.3.

In Figures 5–6, we demonstrate the effect Algorithm 1 has on the probability of separation for the additive group testing problems. Using the blue dots we depict the probability  $\Pr_{\mathcal{Q}, \mathcal{R}}\{T \text{ is separated by } \mathcal{D}_N\}$  as a function of  $N$ . With the black dots we plot the value of  $1 - \gamma^*$  as a function of  $N_\gamma^*$ . With green dots we depict the probability of separation when the design  $\mathcal{D}'_N$  is obtained by Algorithm 1. For these figures we have set  $\mathcal{T} = \mathcal{P}_n^3$  and  $s = n/2$  (in view of Theorem 5, the choice  $s = n/2$  is the asymptotically optimal choice of  $s$  for the additive model). From these Figures 5–6 we can see that Algorithm 1 significantly increases the probability of separation. This is particularly evident for smaller values of  $N$ .

**Algorithm 1:**


---

**Result:** A matrix  $\mathcal{M}(\mathcal{D}'_N)$  or equivalent design  $\mathcal{D}'_N$ .  
Construct  $\mathcal{M}(\mathcal{D}_N)$  with  $D_N = \{X_1, \dots, X_N\}$ ,  $X_i$  independent and  $\mathcal{R}$  distributed from  $\mathcal{X} = \mathcal{P}_n^s$ .  
 $track = 0$ ;  
**while**  $track < 100$  **do**  
    Set  $M = \min_{1 \leq i < j \leq N} d_H(\mathcal{M}_{i,*}, \mathcal{M}_{j,*})$ ;  
    Let  $\mathcal{M}_{k,*}$  be a random vector from  $\{\mathcal{M}_{i,*}, \mathcal{M}_{j,*} : d_H(\mathcal{M}_{i,*}, \mathcal{M}_{j,*}) = M\}$ . ;  
    Generate a random vector  $\mathcal{M}_{X,*}$  corresponding to an  $\mathcal{R}$  distributed random  $X \in \mathcal{X}$ ;  
    **if**  $\min_{j=1 \dots N} d_H(\mathcal{M}_{X,*}, \mathcal{M}_{j,*}) > M$  **then**  
        Replace row in  $\mathcal{M}$  corresponding to  $\mathcal{M}_{k,*}$  with  $\mathcal{M}_{X,*}$   
         $track = 0$   
    **else**  
         $track = track + 1$   
    **end**  
**end**

---

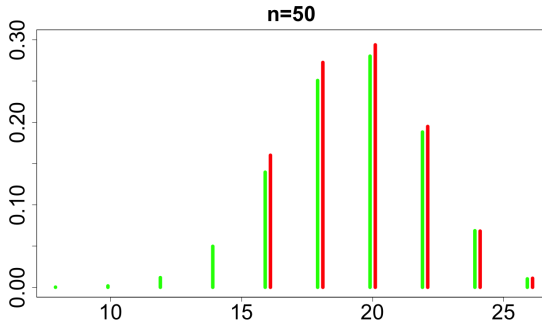


Fig. 1: Inter-point distances before and after application of Alg. 1;  $n = 50$  and  $s = 13$ .

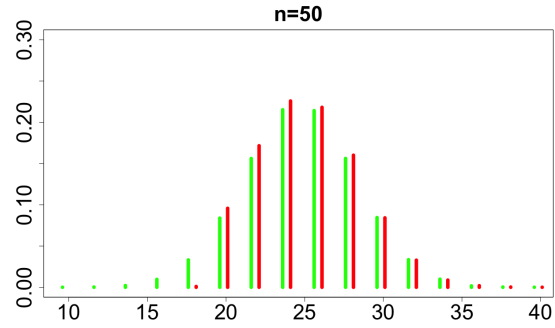


Fig. 2: Inter-point distances before and after application of Alg. 1;  $n = 50$  and  $s = 25$ .

## 4 Group testing for the binary model

### 4.1 A collection of key results

In the binary group testing, in (1.1) we have  $K = 1$  and thus

$$f(X, T) = \begin{cases} 0 & \text{if } |X \cap T| = \emptyset, \\ 1 & \text{otherwise.} \end{cases} \quad (4.1)$$

**Theorem 6** *Let the test function be defined by (4.1),  $0 \leq p \leq m \leq l \leq n$ ,  $p < l$ ,  $\mathcal{X} = \mathcal{P}_n^s$  and  $(T_i, T_j) \in \mathcal{T}(n, l, m, p)$ . Then the value of the Rényi coefficient  $k_{ij}$  does not depend on the choice of the pair  $(T_i, T_j) \in \mathcal{T}(n, l, m, p)$  and equals  $k_{ij} = K(\mathcal{P}_n^s, n, l, m, p)$ , where*

$$K(\mathcal{P}_n^s, n, l, m, p) = \binom{n}{s} - \binom{n-l}{s} - \binom{n-m}{s} + 2 \binom{n-l-m+p}{s}. \quad (4.2)$$

The proof of Theorem 6 can be obtained from [14] and is included in Appendix for completeness.

**Corollary 6** *Let the test function be defined by (4.1). Let  $\mathcal{T} = \mathcal{P}_n^d$  and  $\mathcal{X} = \mathcal{P}_n^s$ , where  $n \geq 2$ ,  $1 \leq d < n$ ,  $1 \leq s < n$ . Let  $\mathcal{Q}$  and  $\mathcal{R}$  be uniform distributions on  $\mathcal{T}$  and  $\mathcal{X}$  respectively. For a fixed  $N \geq 1$ , let  $\mathcal{D}_N = \{X_1, \dots, X_N\}$  be a random  $N$ -point design with each  $X_i \in \mathcal{X}$  ( $i = 1, \dots, N$ ) chosen*

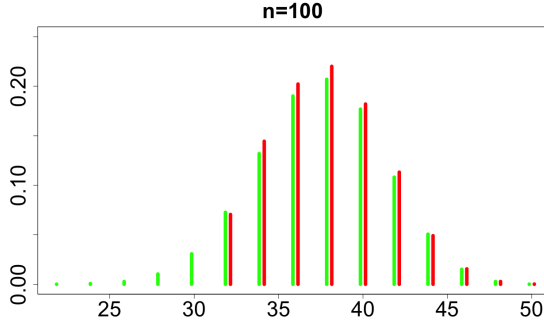


Fig. 3: Inter-point distances before and after application of Alg. 1;  $n = 100$ ,  $s = 25$ .

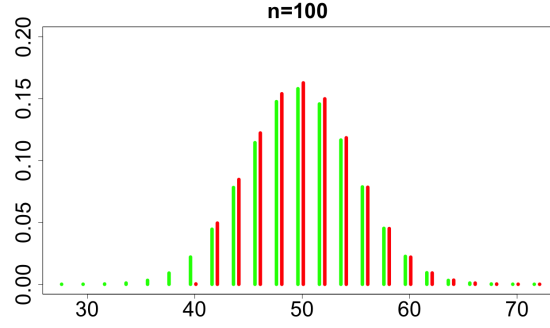


Fig. 4: Inter-point distances before and after application of Alg. 1;  $n = 100$  and  $s = 50$ .

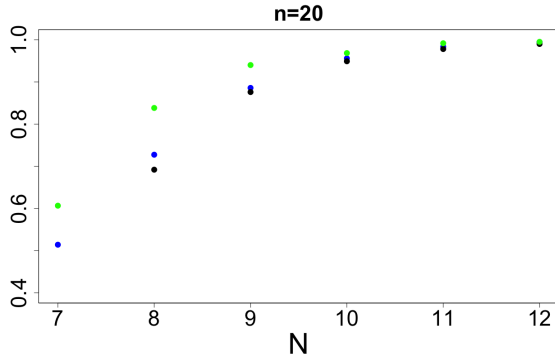


Fig. 5: Additive model;  $n = 20$ ,  $s = 10$ .

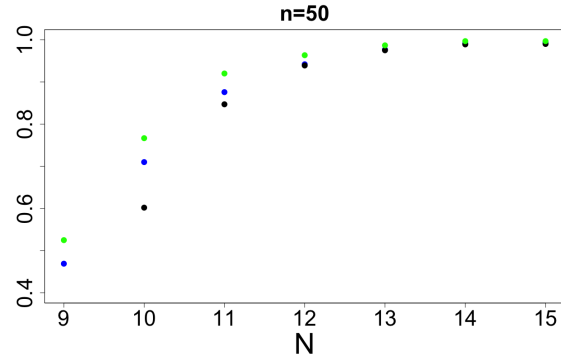


Fig. 6: Additive model;  $n = 50$ ,  $s = 25$ .

independently and  $\mathcal{R}$  distributed. Then  $\gamma^*(\mathcal{Q}, \mathcal{R}, N)$  can be obtained from (3.3) with

$$K(\mathcal{P}_n^s, n, d, d, p) = \binom{n}{s} - 2 \binom{n-d}{s} + 2 \binom{n-2d+p}{s}.$$

**Corollary 7** Let the test function be defined by (4.1). Let  $\mathcal{T} = \mathcal{P}_n^{\leq d}$  and  $\mathcal{X} = \mathcal{P}_n^s$ , where  $n \leq 2$ ,  $1 \leq d < n$ ,  $1 \leq s < n$ . For a fixed  $N \geq 1$ , let  $\mathcal{D}_N = \{X_1, \dots, X_N\}$  be a random  $N$ -point design with each  $X_i \in \mathcal{X}$  ( $i = 1, \dots, N$ ) chosen independently and  $\mathcal{R}$  distributed. Then  $\gamma^*(\mathcal{Q}, \mathcal{R}, N)$  can be obtained from (3.2) with

$$q_{\mathcal{X}, n, \delta, m, p} = 1 - \frac{\binom{n-\delta}{s} + \binom{n-m}{s} - 2 \binom{n-\delta-m+p}{s}}{\binom{n}{s}}. \quad (4.3)$$

**Corollary 8** Let the test function be defined by (4.1). Let  $\mathcal{T} = \mathcal{P}_n^{\leq n}$  and  $\mathcal{X} = \mathcal{P}_n^s$ , where  $n \leq 2$ ,  $1 \leq s < n$ . Suppose  $\nu$  is the binomial( $n, q$ ) distribution on  $\mathcal{D} = \{0, 1, \dots, n\}$  for some  $q > 0$ . For a fixed  $N \geq 1$ , let  $\mathcal{D}_N = \{X_1, \dots, X_N\}$  be a random  $N$ -point design with each  $X_i \in \mathcal{X}$  ( $i = 1, \dots, N$ ) chosen independently and  $\mathcal{R}$  distributed. Then application of Theorem 4 provides

$$\gamma^*(\mathcal{Q}, \mathcal{R}, N) = \sum_{\delta=0}^n \binom{n}{\delta} q^\delta (1-q)^{n-\delta} \min \left\{ 1, \frac{1}{\binom{n}{\delta}} \sum_{m=0}^n \sum_{p=0}^{\min\{\delta, m\}} \binom{n}{p} \binom{n-\delta-m+p}{m-p} q_{\mathcal{X}, n, \delta, m, p}^N \right\}$$

with  $q_{\mathcal{X}, n, \delta, m, p}$  obtained from (4.3).

In Table 3, using the results of Corollary 2 we consider the inverse problem discussed in (2.3) and tabulate the value of  $N_\gamma^*$  supposing  $\mathcal{T} = \mathcal{P}_n^d$  with  $d = 3$  for different values of  $s$  and  $n$ . In Table 4, using the results of Corollary 4 we tabulate the value of  $N_\gamma^*$  supposing  $\nu$  is the *binomial*( $n, 3/n$ ) distribution. The probability parameter has been set to  $3/n$  such that each target  $T \in \mathcal{T}$  will have three elements on average to compare with the results of Table 3. We see including appears significantly more difficult than the exactly  $d$  defective problem.

$\lambda$	$\gamma = 0.01$			$\gamma = 0.05$		
	$n = 20$	$n = 50$	$n = 100$	$n = 20$	$n = 50$	$n = 100$
0.10	47	58	64	38	48	54
0.15	37	47	50	30	39	42
0.20	33	40	44	27	33	37
0.25	32	39	43	26	33	36
0.30	34	40	44	28	34	38

Table 3:  $d = 3$ ,  $s = \lceil \lambda n \rceil$  for various  $n$  and  $\lambda$ .

$\lambda$	$\gamma = 0.01$			$\gamma = 0.05$		
	$n = 20$	$n = 50$	$n = 100$	$n = 20$	$n = 50$	$n = 100$
0.10	90	119	142	71	95	113
0.15	84	117	184	63	91	154
0.20	105	187	410	70	129	242
0.25	166	283	731	101	186	380
0.30	316	547	1334	170	330	604

Table 4:  $\nu$  is the *binomial*( $n, 3/n$ ) distribution,  $s = \lceil \lambda n \rceil$  for various  $n$  and  $\lambda$ .

The results below will address the scenario where each element in the set  $\mathbf{X} = \{x_1, \dots, x_n\}$  has a prior probability  $\xi$  to be included into a test  $X$  and events ‘element  $x_i$  is included into test  $X$ ’ are independent. In the following corollaries we set  $\mathcal{X} = \mathcal{P}_n^{\leq n}$  and  $\mu$  is the *binomial*( $n, \xi$ ) distribution for some  $0 < \xi < 1$ . The discussion of Section 3.4 results in the following.

**Corollary 9** Let  $\mathcal{T} = \mathcal{P}_n^d$  and  $\mathcal{X} = \mathcal{P}_n^{\leq n}$ . Suppose  $\mu$  is the *binomial*( $n, \lambda$ ) distribution on  $\mathcal{S} = \{0, 1, \dots, n\}$ . Let  $\mathcal{Q}$  and  $\mathcal{R}$  be distributions satisfying the constraints (2.13) and (3.7) respectively. For a fixed  $N \geq 1$ , let  $\mathcal{D}_N = \{X_1, \dots, X_N\}$  be a random  $N$  point design with each  $X_i \in \mathcal{X}$  ( $i = 1, \dots, N$ ) chosen independently and  $\mathcal{R}$  distributed. Then  $\gamma^*(\mathcal{Q}, \mathcal{R}, N)$  can be obtained from (3.3) with

$$\sum_{s \in \mathcal{S}} \frac{K(\mathcal{P}_n^s, n, d, m, p)}{\binom{n}{s}} Pr_\mu\{S = s\} = 1 - 2 \sum_{s=0}^n \left( \binom{n-d}{s} - \binom{n-2d+p}{s} \right) \xi^s (1-\xi)^{n-s}.$$

**Corollary 10** Let  $\mathcal{T} = \mathcal{P}_n^{\leq n}$  and  $\mathcal{X} = \mathcal{P}_n^{\leq n}$ . Suppose  $\mu$  and  $\nu$  are *binomial*( $n, \lambda$ ) and *binomial*( $n, q$ ) distributions on  $\mathcal{D} = \{0, 1, \dots, n\}$  and  $\mathcal{S} = \{0, 1, \dots, n\}$  respectively. Let  $\mathcal{Q}$  and  $\mathcal{R}$  be distributions satisfying the constraints (2.13) and (3.7) respectively. For a fixed  $N \geq 1$ , let  $\mathcal{D}_N = \{X_1, \dots, X_N\}$  be a random  $N$  point design with each  $X_i \in \mathcal{X}$  ( $i = 1, \dots, N$ ) chosen independently and  $\mathcal{R}$  distributed. Then from (3.2)

$$\gamma^*(\mathcal{Q}, \mathcal{R}, N) = \sum_{\delta=0}^n \binom{n}{\delta} q^\delta (1-q)^{n-\delta} \min \left\{ 1, \frac{1}{\binom{n}{\delta}} \sum_{m=0}^n \sum_{p=0}^{\min\{\delta, m\}} \binom{n}{p \ m-p \ \delta-p \ n-\delta-m+p} q^N_{\mathcal{X}, n, \delta, m, p, \xi} \right\},$$

where

$$q_{\mathcal{X},n,\delta,m,p,\xi} = 1 - \sum_{s=0}^n \left( \binom{n-\delta}{s} + \binom{n-m}{s} - 2 \binom{n-\delta-m+p}{s} \right) \xi^s (1-\xi)^{n-s}.$$

In Table 5, using the results of Corollary 2 we tabulate the value of  $N_\gamma^*$  supposing  $\mathcal{T} = \mathcal{P}_n^d$  with  $d = 3$  for different values of  $s$  and  $n$ . This table considers more choices for  $s$  when compared to Table 3. In Table 6, we tabulate the value of  $N_\gamma^*$  obtained via Corollary 9 supposing  $\mu$  is the *binomial*( $n, \lceil \lambda n \rceil/n$ ) distribution. The probability parameter has been set to  $\lceil \lambda n \rceil/n$  such that each  $X_i$  in  $\mathcal{D}_N = \{X_1, \dots, X_N\}$  will have  $\lceil \lambda n \rceil$  elements on average to compare with the results of Table 6. The results of these tables indicate it is preferable to have a fixed number of items in each test rather than including each item in a test with some fixed probability, at least for choices of  $s$  of real interest.

$\lambda$	$\gamma = 0.01$				$\gamma = 0.05$			
	$n = 10$	$n = 20$	$n = 50$	$n = 100$	$n = 10$	$n = 20$	$n = 50$	$n = 100$
0.05	35	82	86	112	28	66	72	94
0.10	35	47	58	64	28	38	48	54
0.15	25	33	43	48	20	27	36	41
0.20	25	33	40	44	20	27	33	37
0.25	27	32	39	43	22	26	33	36
0.30	27	34	40	44	22	28	34	38
0.35	37	43	45	48	29	35	38	41
0.40	37	43	50	54	29	35	42	46
0.45	62	52	62	64	51	43	52	55
0.50	62	66	73	79	51	55	63	69

Table 5:  $d = 3$ ,  $s = \lceil \lambda n \rceil$  for various  $n$  and  $\lambda$ .

$\lambda$	$\gamma = 0.01$				$\gamma = 0.05$			
	$n = 10$	$n = 20$	$n = 50$	$n = 100$	$n = 10$	$n = 20$	$n = 50$	$n = 100$
0.05	49	96	92	115	39	78	76	97
0.10	49	55	61	66	39	44	51	56
0.15	34	38	46	49	27	31	38	42
0.20	34	38	42	45	27	31	35	38
0.25	34	37	41	44	27	30	34	37
0.30	34	38	42	45	27	31	35	38
0.35	41	46	46	49	33	37	39	41
0.40	41	46	51	55	33	37	43	47
0.45	58	53	62	64	47	44	52	55
0.50	58	65	73	79	47	54	62	69

Table 6:  $\mu$  is the *binomial*( $n, \lceil \lambda n \rceil/n$ ) distribution for various  $n$  and  $\lambda$ .



## 4.2 Simulation study

For the target and test fields  $\mathcal{T} = \mathcal{P}_n^d$  and  $\mathcal{X} = \mathcal{P}_n^s$ , in Tables 7–9 we compare the values of  $\gamma^*$  with the desired  $\gamma$  for the binary group testing model. When considering the inverse problem discussed in (2.3), we also include the explicit upper bounds  $N_\gamma^*$  and the value of  $N_{\gamma^*}$  obtained via Monte Carlo methods for different values of  $n, s$  and  $\gamma^*$ . These tables aim to demonstrate how much information is lost when applying the Bonferonni inequality.

In Figures 7–10, using blue dots we depict the probability  $\Pr_{\mathcal{Q}, \mathcal{R}}\{T \text{ is separated by } \mathcal{D}_N\}$  as a function of  $N$ . With the black dots we plot the value of  $1 - \gamma$  as a function of  $N_\gamma^*$ . For these figures, we have chosen  $s$  based on the following asymptotic result first derived in [14].

**Theorem 7** *Let  $\mathcal{T}$  be either  $\mathcal{P}_n^d$  or  $\mathcal{T} = \mathcal{P}_n^{\leq d}$ ,  $d \geq 2$ ,  $\gamma$  ( $0 < \gamma < 1$ ) be fixed,  $\mathcal{X} = \mathcal{P}_n^s$ ,  $\lambda_d = 1 - 2^{-1/d}$ ,  $s = s(n) = \lambda_d n + O(1)$  when  $n \rightarrow \infty$ . Then  $N_\gamma(n, d, s) = \lceil N_\gamma^{(\text{as})}(n, d) + o(1) \rceil$  and  $N_\gamma(n, \leq d, s) = \lceil N_\gamma^{(\text{as})}(n, d) + o(1) \rceil$  for  $n \rightarrow \infty$ , where*

$$N_\gamma^{(\text{as})}(n, d) = d \log_2 n - \log_2 \gamma + c \quad (4.4)$$

and  $c = c(d)$  is the solution of the equation

$$\sum_{p=0}^{d-1} 2^{-c(d-p)/d} \frac{d!}{p!(d-p)!^2} = 1. \quad (4.5)$$

Moreover,  $\lambda_d = 1 - 2^{-1/d}$  is the optimal value of  $\lambda$  providing the smallest value of the rate of increase of both  $N_\gamma(n, d, \lceil \lambda n \rceil)$  and  $N_\gamma(n, \leq d, \lceil \lambda n \rceil)$  as  $n \rightarrow \infty$ .

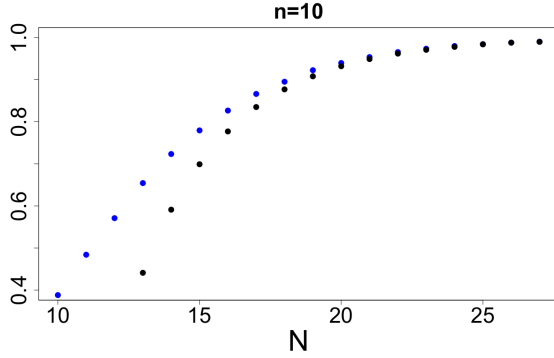
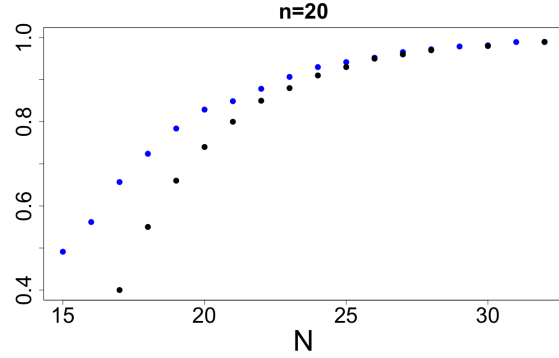
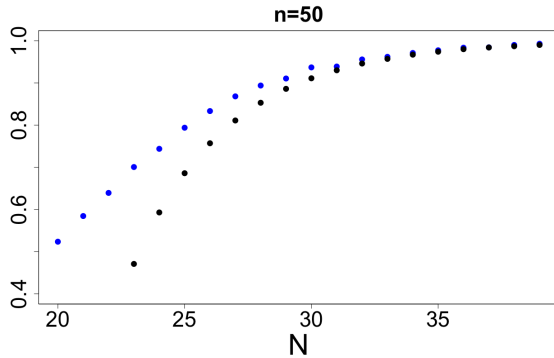
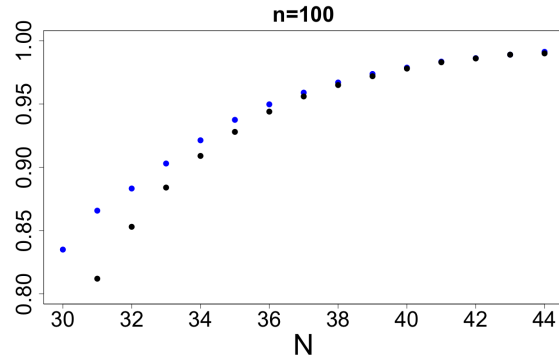
$\lambda$	$n = 10$			$n = 20$			$n = 50$			$n = 100$		
	$N_{\gamma^*}$	$N_\gamma^*$	$1 - \gamma$	$N_{\gamma^*}$	$N_\gamma^*$	$1 - \gamma$	$N_{\gamma^*}$	$N_\gamma^*$	$1 - \gamma$	$N_{\gamma^*}$	$N_\gamma^*$	$1 - \gamma$
0.10	26	28	0.97	36	38	0.96	47	48	0.96	52	54	0.97
0.20	18	20	0.96	25	27	0.97	32	33	0.96	35	37	0.97
0.30	21	22	0.97	26	28	0.96	33	34	0.96	36	38	0.97
0.40	28	29	0.95	33	35	0.96	39	42	0.97	43	46	0.96
0.50	47	51	0.97	52	55	0.97	59	63	0.97	63	69	0.97

Table 7:  $\gamma^* = 0.05$ ,  $d = 3$   $s = \lceil \lambda n \rceil$ , various  $n$  and  $\lambda$ .

$\lambda$	$n = 10$			$n = 20$			$n = 50$			$n = 100$		
	$N_{\gamma^*}$	$N_\gamma^*$	$1 - \gamma$	$N_{\gamma^*}$	$N_\gamma^*$	$1 - \gamma$	$N_{\gamma^*}$	$N_\gamma^*$	$1 - \gamma$	$N_{\gamma^*}$	$N_\gamma^*$	$1 - \gamma$
0.10	22	24	0.92	32	34	0.91	41	44	0.93	47	50	0.91
0.20	17	18	0.93	22	24	0.93	29	31	0.93	31	34	0.93
0.30	18	19	0.93	23	25	0.94	29	31	0.94	32	35	0.95
0.40	24	26	0.92	30	32	0.93	36	39	0.93	40	43	0.94
0.50	39	46	0.95	46	51	0.95	54	59	0.95	60	65	0.93

Table 8:  $\gamma^* = 0.1$ ,  $d = 3$   $s = \lceil \lambda n \rceil$ , various  $n$  and  $\lambda$ .

$\lambda$	$n = 10$			$n = 20$			$n = 50$			$n = 100$		
	$N_{\gamma^*}$	$N_{\gamma}^*$	$1 - \gamma$	$N_{\gamma^*}$	$N_{\gamma}^*$	$1 - \gamma$	$N_{\gamma^*}$	$N_{\gamma}^*$	$1 - \gamma$	$N_{\gamma^*}$	$N_{\gamma}^*$	$1 - \gamma$
0.10	17	20	0.82	25	29	0.84	33	39	0.88	35	44	0.90
0.20	12	15	0.83	17	21	0.84	23	27	0.85	25	31	0.90
0.30	13	16	0.82	18	22	0.86	23	27	0.85	25	31	0.91
0.40	18	22	0.84	23	28	0.85	29	35	0.87	33	39	0.91
0.50	35	40	0.88	40	45	0.87	48	53	0.90	50	60	0.92

Table 9:  $\gamma^* = 0.25$ ,  $d = 3$   $s = \lceil \lambda n \rceil$ , various  $n$  and  $\lambda$ .Fig. 7: Binary model:  $\gamma$  vs  $\gamma^*$  for  $n = 10$ .Fig. 8: Binary model:  $\gamma$  vs  $\gamma^*$  for  $n = 20$ .Fig. 9: Binary model:  $\gamma$  vs  $\gamma^*$  for  $n = 50$ .Fig. 10: Binary model:  $\gamma$  vs  $\gamma^*$  for  $n = 100$ .

From Tables 7–9 and Figures 7–10 we can draw the following conclusions. For small values of  $\gamma$ , the value of  $\gamma^*$  is very close to  $\gamma$  (equivalently  $N_{\gamma^*}$  is very close to  $N_{\gamma}$ ). For larger values of  $\gamma$ , we see that  $\gamma^*$  is often very conservative with the true  $\gamma$  being significantly smaller.

#### 4.3 Simulation study for quasi-random designs

In Figures 11–14, we demonstrate the effect Algorithm 1 has on the probability of separation for the binary group testing problem. Using the blue dots we depict the probability  $\Pr_{\mathcal{Q}, \mathcal{R}}\{T \text{ is separated by } \mathcal{D}_N\}$  as a function of  $N$ . With the black dots we plot the value of  $1 - \gamma^*$  as a function of  $N_{\gamma^*}$ . With green dots we depict the probability of separation when the design  $\mathcal{D}'_N$  is obtained by Algorithm 1. For these figures we have set  $d = 3$  and  $s = s(n) = \lambda_d n$  with  $\lambda_d = 1 - 2^{-1/d}$  (see Theorem 7).

From these figures we can see Algorithm 1 significantly increases the probability of separation for the binary testing problem. This is particularly evident for smaller values of  $N$ .

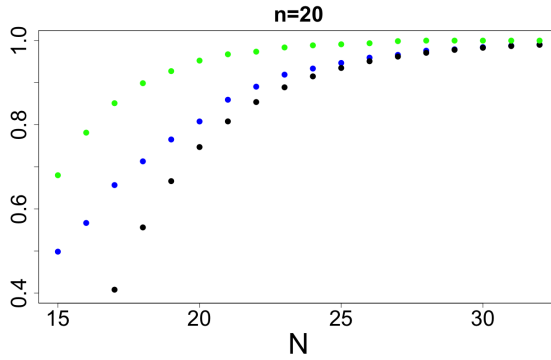


Fig. 11: Binary model with  $n = 20, s = 5$ ; random (blue) vs improved random (green).

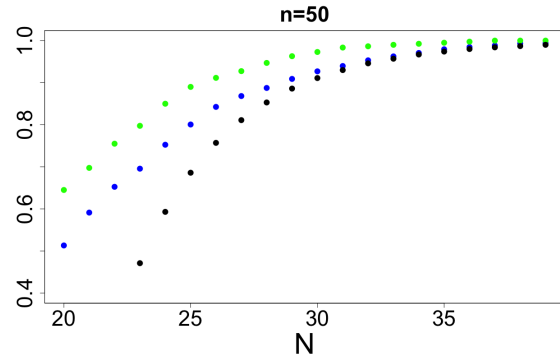


Fig. 12: Binary model with  $n = 50, s = 11$ ; random (blue) vs improved random (green).

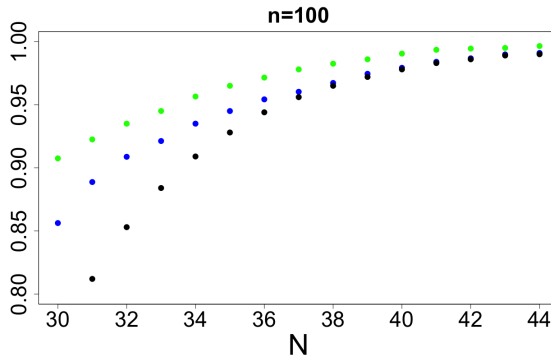


Fig. 13: Binary model with  $n = 100, s = 21$ ; random (blue) vs improved random (green).

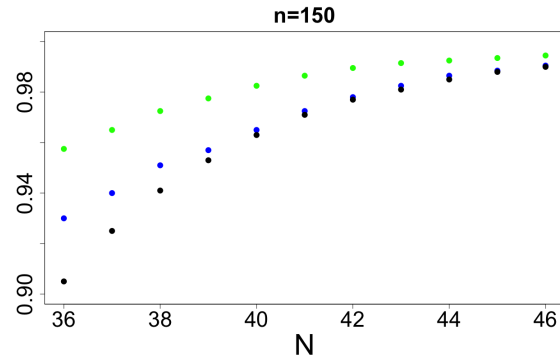


Fig. 14: Binary model with  $n = 150, s = 31$ ; random (blue) vs improved random (green).

#### 4.4 Comparison with designs constructed from the disjunct matrices

Let the test groups  $X_i$  ( $i = 1, \dots, N$ ) be  $X_i = (x_{i,1}, \dots, x_{i,n})$ . Then the design  $\mathcal{D}_N = \{X_1, \dots, X_N\}$  can be represented in the form of the so-called test matrix  $\mathcal{M} = \{x_{i,j}\}_{i,j=1}^{N,n}$ . A matrix  $\mathcal{M}$  is called  $d$ -disjunct if no union of any  $d$  columns covers another column. A  $d$ -disjunct matrix can be used to uniquely identify  $d$  or less defective items and has the following simple decoding procedure to identify the true defective set. All items in a negative test are identified as non-defective. All remaining items are identified as defective. This simple procedure is called the combinatorial orthogonal matching pursuit algorithm in [1, p. 37]. Consider the following construction of  $d$ -disjunct matrices  $\mathcal{M}$ .

Let  $[m] := \{1, 2, \dots, m\}$  be a set of integers. Then each of the  $n$  columns is labeled by a (distinct)  $k$  subset of  $[m]$ . The numbers  $m$  and  $k$  must satisfy  $n \leq \binom{m}{k}$ . Set  $\mathcal{M}$  to have  $\binom{m}{d}$  rows with each row labeled by a (distinct)  $d$ -subset of  $[m]$ , where  $d < k < m$ ;  $x_{i,j} = 1$  if and only if the label of row  $i$  is contained in the label of column  $j$ . It was proved in [19], that  $\mathcal{M}$  is  $d$ -disjunct. The number of rows

in such  $\mathcal{M}$  is  $N = \binom{m}{d}$  which can be very large. To overcome this, it was recommended in [20] to set  $d = 2$  regardless of the true  $d$ . Whilst the disjunct matrix with  $d = 2$  will no longer guarantee the identification of the defective set if the true  $d > 2$ , it was claimed in [20], see also [21], that with high probability the defective set will be identified.

In Tables 10 and 11 we investigate the probability the defective set  $T$  is identified when  $\mathcal{T} = \mathcal{P}_n^3$  and  $\mathcal{T} = \mathcal{P}_n^4$  for designs constructed by the following three procedures: (a) the design corresponding to the disjunct matrix  $\mathcal{M}$  built assuming  $d = 2$ ; (b)  $\mathcal{D}_N = \{X_1, \dots, X_N\}$  with each  $X_i \in \mathcal{X}$  ( $i = 1, \dots, N$ ) chosen independently and  $\mathcal{R}$  distributed on  $\mathcal{X} = \mathcal{P}_n^s$  where  $s$  is chosen according to Theorem 7; (c) the design is an improved random design constructed from Algorithm 1. For different values of  $n$ , when constructing the disjunct matrix  $\mathcal{M}$  we have chosen  $m$  and  $k$  such that  $n \leq \binom{m}{k}$ ,  $2 < k < m$  and  $N = \binom{m}{2}$  is as small as possible. For  $n = 50, 100$  and  $200$ , this results in choosing  $m = 8$  and  $k = 3$ ,  $m = 9$  and  $k = 4$  and  $m = 10$  and  $k = 4$  respectively. We have then set the random and quasi random designs (b) and (c) to have the same value of  $N$ . In these tables, the letter next to  $1 - \gamma$  corresponds to the procedure used.

We can make the following conclusions from the results presented in Tables 10 and 11: (i) random designs are slightly inferior to the designs obtained from disjunct matrices (note, however, that random designs are nested and are much simpler to generate), and (ii) improved random designs constructed by applying Algorithm 1 have much better separability than both random designs and the designs obtained from disjunct matrices.

$n$	$N$	$1 - \gamma$ (a)	$1 - \gamma$ (b)	$1 - \gamma$ (c)
50	28	0.99	0.89	0.96
100	36	0.95	0.95	0.97
200	45	0.98	0.98	0.98

Table 10: Comparison of disjunct, random and improved random designs:  $\mathcal{T} = \mathcal{P}_n^3$ .

$n$	$N$	$1 - \gamma$ (a)	$1 - \gamma$ (b)	$1 - \gamma$ (c)
50	28	0.90	0.55	0.76
100	36	0.76	0.74	0.81
200	45	0.76	0.75	0.79

Table 11: Comparison of disjunct, random and improved random designs:  $\mathcal{T} = \mathcal{P}_n^4$ .

#### 4.5 Binary group testing with lies

As discussed in Section 2.3, the results of this paper can be extended to the case where several lies are allowed by introducing the final sum on the right hand side of Theorem 1. As an example, we shall provide a generalisation of Corollary 6.

**Corollary 11** *Let the test function be defined by (4.1). Let  $\mathcal{T} = \mathcal{P}_n^d$  and  $\mathcal{X} = \mathcal{P}_n^s$ , where  $n \geq 2$ ,  $1 \leq d < n$ ,  $1 \leq s < n$  and suppose at most  $L$  lies are allowed. Let  $\mathcal{Q}$  and  $\mathcal{R}$  be uniform distributions on  $\mathcal{T}$  and  $\mathcal{X}$  respectively. For a fixed  $N \geq 1$ , let  $\mathcal{D}_N = \{X_1, \dots, X_N\}$  be a random  $N$ -point design with each  $X_i \in \mathcal{X}$  ( $i = 1, \dots, N$ ) chosen independently and  $\mathcal{R}$  distributed. Then  $\gamma^*(\mathcal{Q}, \mathcal{R}, N)$  for the*

$L$ -lie problem can be obtained from (3.3) by replacing

$$\frac{K(\mathcal{P}_n^s, n, d, d, p)}{\binom{n}{s}} = 1 - 2 \cdot \frac{\binom{n-d}{s} - \binom{n-2d+p}{s}}{\binom{n}{s}}$$

with

$$\sum_{l=0}^{2L} \binom{N}{l} \left( 1 - 2 \cdot \frac{\binom{n-d}{s} - \binom{n-2d+p}{s}}{\binom{n}{s}} \right)^{N-l} \left( 2 \cdot \frac{\binom{n-d}{s} - \binom{n-2d+p}{s}}{\binom{n}{s}} \right)^l.$$

In Table 12 and Table 13, we document the values of  $N_\gamma^*$  obtained from Corollary 11 for  $L = 1$  and  $L = 2$  respectively, for several choices of  $s$  and  $n$ . When comparing these tables with Table 5, we see the significant increase in tests needed when lies are present. In Figures 15–16, using blue dots we depict the probability  $\Pr_{\mathcal{Q}, \mathcal{R}}\{T \text{ is separated by } \mathcal{D}_N \text{ with at most 1 lie}\}$  as a function of  $N$ . With the black dots we plot the value of  $1 - \gamma$  as a function of  $N_\gamma^*$ . In these figures we have set  $s = n/4$  on the basis of Table 12.

From Figures 15–16, we see once again for small values of  $\gamma$ , the value of  $\gamma^*$  is very close to  $\gamma$  (equivalently  $N_\gamma^*$  is very close to  $N_\gamma$ ). For larger values of  $\gamma$ , we see that  $\gamma^*$  is very conservative.

$\lambda$	$\gamma = 0.01$				$\gamma = 0.05$			
	$n = 10$	$n = 20$	$n = 50$	$n = 100$	$n = 10$	$n = 20$	$n = 50$	$n = 100$
0.05	56	126	130	166	47	108	113	145
0.10	56	73	87	95	47	63	76	83
0.15	41	52	66	72	34	44	58	63
0.20	41	52	61	66	34	44	53	58
0.25	44	51	59	64	37	44	52	56
0.30	59	53	61	66	37	46	53	58
0.35	59	67	68	71	50	58	59	63
0.40	59	67	75	81	50	58	66	71
0.45	98	81	92	94	83	69	81	83
0.50	98	101	109	115	83	87	96	102

Table 12:  $d = 3, L = 1, s = \lceil \lambda n \rceil$ , various  $n$  and  $\lambda$ .

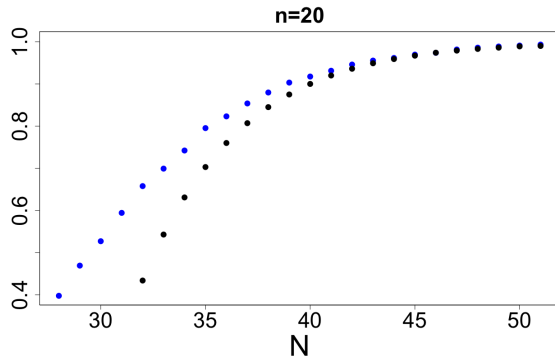


Fig. 15: Lies;  $n = 20, L = 1, s = 5$ .

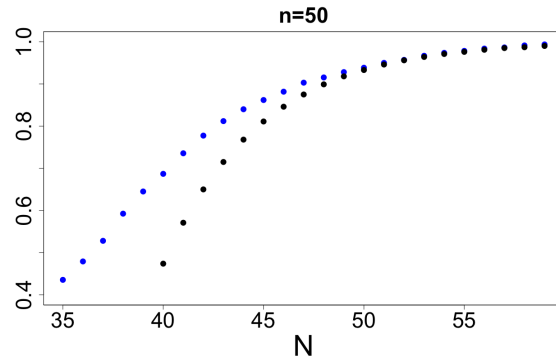


Fig. 16: Lies;  $n = 50, L = 1, s = 13$ .

$\lambda$	$\gamma = 0.01$				$\gamma = 0.05$			
	$n = 10$	$n = 20$	$n = 50$	$n = 100$	$n = 10$	$n = 20$	$n = 50$	$n = 100$
0.05	73	163	166	210	64	143	147	188
0.10	73	94	111	120	64	83	99	108
0.15	53	67	84	91	46	59	75	82
0.20	53	67	78	84	46	59	69	75
0.25	57	66	76	81	50	58	68	73
0.30	57	69	79	84	50	61	70	75
0.35	77	87	87	91	67	77	78	81
0.40	77	87	96	102	67	77	86	92
0.45	127	104	118	120	111	92	105	107
0.50	127	131	139	146	111	115	124	131

Table 13:  $d = 3$ ,  $L = 2$ ,  $s = \lceil \lambda n \rceil$ , various  $n$  and  $\lambda$ .

## Appendix

### 4.6 Proof of Theorem 2

**Proof.** We are interested in computing the value of  $\gamma^*$  which satisfies the following.

$$\begin{aligned}
& \Pr_{\mathcal{Q}, \mathcal{R}}\{T \text{ can be uniquely identified by } \mathcal{D}_N \text{ with at most } L \text{ lies}\} = 1 - \gamma \\
&= \sum_{i=1}^{|\mathcal{T}|} \Pr_{\mathcal{R}}\{T_i \text{ can be uniquely identified by } \mathcal{D}_N \text{ with at most } L \text{ lies}\} \Pr_{\mathcal{Q}}\{T = T_i\} \\
&= \sum_{i=1}^{|\mathcal{T}|} \Pr_{\mathcal{R}}\{d_H(F_{T_i}, F_{T_j}) \geq 2L + 1 \text{ for all } j \neq i\} \Pr_{\mathcal{Q}}\{T = T_i\} \\
&= 1 - \sum_{i=1}^{|\mathcal{T}|} \Pr_{\mathcal{R}}\{d_H(F_{T_i}, F_{T_j}) \leq 2L \text{ for at least one } j \neq i\} \Pr_{\mathcal{Q}}\{T = T_i\} \\
&\geq 1 - \sum_{i=1}^{|\mathcal{T}|} \Pr_{\mathcal{Q}}\{T = T_i\} \sum_{j \neq i} \Pr_{\mathcal{R}}\{d_H(F_{T_i}, F_{T_j}) \leq 2L\} = 1 - \gamma^*.
\end{aligned}$$

For a given design  $\mathcal{D}_N = \{X_1, \dots, X_N\}$ , consider the matrix

$$\mathcal{A}_N = \|f(X_i, T_j)\|_{i,j=1}^{N, |\mathcal{T}|}$$

which rows correspond to the test sets  $X_i$  and the columns correspond to the targets  $T_j$ .

Let  $(X_1, X_2, \dots, X_N)$  be a random sample from  $\mathcal{X}$ . Then for any fixed pair  $(i, j)$  such that  $i \neq j$  ( $i, j = 1, \dots, |\mathcal{T}|$ ) and any integer  $l$  ( $0 \leq l \leq N$ ) we have

$$\Pr\{d_H(a_i, a_j) = l\} = \binom{N}{l} (p_{ij})^{N-l} (1 - p_{ij})^l$$

and therefore

$$\Pr\{d_H(a_i, a_j) \leq 2L\} = \sum_{l=0}^{2L} \binom{N}{l} (p_{ij})^{N-l} (1 - p_{ij})^l. \quad \square$$

## 4.7 Proof of Theorem 3

**Proof.** Let  $(T_i, T_j) \in \mathcal{T}(n, l, m, p)$  and  $a$  be some integer. Introduce the sets

$$\begin{aligned}\mathcal{X}^{a,a} &= \{X \in \mathcal{X} : |X \cap T_i| = a, |X \cap T_j| = a\}, \\ \mathcal{X}^{a,>a} &= \{X \in \mathcal{X} : |X \cap T_i| = a, |X \cap T_j| > a\}, \\ \mathcal{X}^{>a,a} &= \{X \in \mathcal{X} : |X \cap T_i| > a, |X \cap T_j| = a\}.\end{aligned}$$

Remind that  $k_{ij} = |\{X \in \mathcal{X} : f(X, T_i) = f(X, T_j)\}|$  and  $f(X, T) = \min\{K, |X \cap T|\}$ .

We have the equality  $f(X, T_i) = f(X, T_j)$  if and only if one of the three following cases occurs: (i)  $X \in \mathcal{X}^{a,a}$  for some  $a \geq 0$ ; (ii)  $X \in \mathcal{X}^{a,>a}$  for some  $a \geq K$ ; (iii)  $X \in \mathcal{X}^{>a,a}$  for some  $a \geq K$ . Therefore,

$$k_{ij} = \sum_{a \geq 0} |\mathcal{X}^{a,a}| + \sum_{a \geq K} |\mathcal{X}^{a,>a}| + \sum_{a \geq K} |\mathcal{X}^{>a,a}|. \quad (4.6)$$

The set of integers  $n, m, l, p, u, v$  and  $r$  satisfy then the constraints (2.21). Using these constraints and the definition of the coefficients  $R(\cdot)$ , see (2.19), we can re-express the sums in the right-hand side of (4.6) as follows:

$$\begin{aligned}\sum_{a \geq 0} |\mathcal{X}^{a,a}| &= \sum_{r=0}^p \sum_{u=0}^{m-p} R(n, l, m, p, u, u, r), \\ \sum_{a \geq K} |\mathcal{X}^{a,>a}| &= \sum_{r=0}^p \sum_{u=w}^{l-p} \sum_{v=u+1}^{m-p} R(n, l, m, p, u, v, r),\end{aligned}$$

where  $w = \max\{0, K - r\}$ , and analogously

$$\sum_{a \geq K} |\mathcal{X}^{>a,a}| = \sum_{r=0}^p \sum_{v=w}^{m-p} \sum_{u=v+1}^{l-p} R(n, l, m, p, u, v, r).$$

By substituting this into (4.6) we get (3.1). To finish the proof we just need to mention that the above calculation does not depend on the choice of the pair  $(T_i, T_j) \in \mathcal{T}(n, l, m, p)$  since  $\mathcal{X} = \mathcal{P}_n^s$  is balanced.  $\square$

## 4.8 Proof of Theorem 4

**Proof.** Let  $\mathcal{D}_N = \{X_1, \dots, X_N\}$  be an  $\mathcal{R}$  distributed random design and let  $T$  be  $\mathcal{Q}$  distributed. For some  $0 < \gamma < 1$ , we have:

$$\Pr_{\mathcal{Q}, \mathcal{R}}\{T \text{ is separated by } \mathcal{D}_N\} = 1 - \gamma. \quad (4.7)$$

Let  $\mathcal{P}_N = \Pr_{\mathcal{Q}, \mathcal{R}}\{T \text{ is not separated by } \mathcal{D}_N\}$ . Then

$$\Pr_{\mathcal{Q}, \mathcal{R}}\{T \text{ is separated by } \mathcal{D}_N\} = 1 - \mathcal{P}_N. \quad (4.8)$$

By conditioning on  $T \in \mathcal{P}_n^\delta$ , for  $0 \leq \delta \leq d$  we have

$$\mathcal{P}_N = \Pr_{\mathcal{R}}\{T \text{ is not separated by } \mathcal{D}_N\} = \sum_{\delta=0}^d P_{N,n,\delta}(\mathcal{X}) \Pr_{\nu}\{D = \delta\},$$

where  $P_{N,n,d}(\mathcal{X})$  is the probability

$$P_{N,n,\delta}(\mathcal{X}) = \Pr_{\mathcal{R}}\{T \text{ is not separated by } \mathcal{D}_N \mid |T| = \delta\}.$$

Since  $\mathcal{X}$  is balanced, the probability  $P_{N,n,d}(\mathcal{X})$  is correctly defined; that is, it does not depend on the choice of a particular  $T$  such that  $|T| = \delta$ .

For a pair  $(T, T')$  of different elements of  $\mathcal{T}$  set  $P(N, T, T')$  to be the probability of the event that  $T$  and  $T'$  are not separated after  $N$  random tests. If  $T = T_i$  and  $T' = T_j$  then, in the notation of Section 2.1,  $P(1, T, T') = p_{ij} = k_{ij}/\binom{n}{s}$ , where  $k_{ij}$  are the Rényi coefficients and  $P(N, T, T') = (P(1, T, T'))^N$ .

For a fixed  $T$ , such that  $|T| = \delta$ , the probability  $P_{N,n,\delta}(\mathcal{X})$  that after  $N$  random tests  $T$  is not separated from all  $T' \neq T$ , is less than or equal to

$$P_{N,n,\delta}(\mathcal{X}) \leq Q_{N,n,\delta}(\mathcal{X})$$

where

$$Q_{N,n,\delta}(\mathcal{X}) = \min\{1, \sum_{T' \neq T} P(N, T, T')\} = \min\{1, S_1 + S_2 + S_3\}. \quad (4.9)$$

Here

$$S_1 = \sum_{T': |T'| < \delta} P(N, T, T'), \quad S_2 = \sum_{T' \neq T, |T'| = \delta} P(N, T, T'), \quad S_3 = \sum_{T': |T'| > \delta} P(N, T, T').$$

One can show that

$$S_1 = \frac{1}{\binom{n}{\delta}} \sum_{m=0}^{\delta-1} \sum_{p=0}^m Q(n, \delta, m, p) \left( \frac{K(\mathcal{P}_n^s, n, \delta, m, p)}{\binom{n}{s}} \right)^N,$$

$$S_2 = \frac{2}{\binom{n}{\delta}} \sum_{p=0}^{\delta-1} Q(n, \delta, \delta, p) \left( \frac{K(\mathcal{P}_n^s, n, \delta, \delta, p)}{\binom{n}{s}} \right)^N,$$

and

$$S_3 = \frac{1}{\binom{n}{\delta}} \sum_{m=\delta+1}^d \sum_{p=0}^{\delta} Q(n, \delta, m, p) \left( \frac{K(\mathcal{P}_n^s, n, m, \delta, p)}{\binom{n}{s}} \right)^N.$$

Using the definition of  $q_{\mathcal{X},n,d,m,p}$  we obtain

$$S_1 + S_2 + S_3 = \frac{1}{\binom{n}{\delta}} \sum_{m=0}^d \sum_{p=0}^{\min\{\delta, m\}} \binom{n}{p} \binom{n-\delta-m+p}{m-p} q_{\mathcal{X},n,\delta,m,p}^N.$$

From the inequality

$$\mathcal{P}_N = \sum_{\delta=0}^d \Pr_{\nu}\{D = \delta\} P_{N,n,\delta}(\mathcal{X}) \leq \sum_{\delta=0}^d \Pr_{\nu}\{D = \delta\} Q_{N,n,\delta}(\mathcal{X}) = \sum_{\delta=0}^d \Pr_{\nu}\{D = \delta\} \min\{1, S_1 + S_2 + S_3\},$$

we obtain:

$$\begin{aligned} \Pr_{\mathcal{Q},\mathcal{R}}\{T \text{ is separated by } \mathcal{D}_N\} &= 1 - \gamma \geq 1 - \sum_{\delta=0}^d \Pr_{\nu}\{D = \delta\} Q_{N,n,\delta}(\mathcal{X}) \\ &= 1 - \sum_{\delta=0}^d \Pr_{\nu}\{D = \delta\} \min\{1, S_1 + S_2 + S_3\} = 1 - \gamma^*. \end{aligned}$$

□



## 4.9 Proof of Theorem 6

**Proof.** Rewriting (3.1) for  $K = 1$  we obtain

$$\begin{aligned} K(\mathcal{X}, n, l, m, p) &= \sum_{r=0}^p \sum_{u=0}^{m-p} R(n, l, m, p, u, u, r) + \sum_{r=1}^p \sum_{u=0}^{l-p} \sum_{v=u+1}^{m-p} R(n, l, m, p, u, v, r) + \\ &\sum_{r=1}^p \sum_{u=0}^{m-p} \sum_{v=u+1}^{l-p} R(n, l, m, p, v, u, r) + \sum_{u=1}^{l-p} \sum_{v=u+1}^{m-p} R(n, l, m, p, u, v, 0) + \sum_{u=1}^{m-p} \sum_{v=u+1}^{l-p} R(n, l, m, p, v, u, 0) \\ &= \sum_{r=1}^p \sum_{u=0}^{l-p} \sum_{v=0}^{m-p} R(n, l, m, p, u, v, r) + \sum_{u=1}^{l-p} \sum_{v=1}^{m-p} R(n, l, m, p, u, v, 0) + R(n, l, m, p, 0, 0, 0). \end{aligned}$$

By using Lemma 3.1 in [14] the following identity holds

$$\binom{n}{s} = \sum_{r=0}^p \sum_{u=0}^{l-p} \sum_{v=0}^{m-p} R(n, l, m, p, u, v, r),$$

which allows us to state

$$K(\mathcal{X}, n, l, m, p) = \binom{n}{s} - \left( \sum_{u=1}^{l-p} R(n, l, m, p, u, 0, 0) + \sum_{v=1}^{m-p} R(n, l, m, p, 0, v, 0) \right). \quad (4.10)$$

By then applying the expression for  $R(\cdot)$  given in (2.22), we obtain

$$K(\mathcal{X}, n, l, m, p) = \binom{n}{s} - \sum_{u=1}^{l-p} \binom{l-p}{u} \binom{n-l-m+p}{s-u} - \sum_{v=1}^{m-p} \binom{m-p}{v} \binom{n-l-m+p}{s-v}.$$

Application of the Vandermonde convolution formula then provides (4.2).  $\square$

## References

1. M. Aldridge, O. Johnson, and J. Scarlett. Group testing: An information theory perspective. *Foundations and Trends in Communications and Information Theory*, 15(3–4):196–392, 2019.
2. A. D'yachkov. Lectures on designing screening experiments. *arXiv preprint arXiv:1401.7505*, 2014.
3. R. Dorfman. The detection of defective members of large populations. *The Annals of Mathematical Statistics*, 14(4):436–440, 1943.
4. D. Du and F. Hwang. *Combinatorial group testing and its applications*. World Scientific, Singapore, 2000.
5. D. Du and F. Hwang. *Pooling designs and nonadaptive group testing: important tools for DNA sequencing*. World Scientific, 2006.
6. M. Sobel and P. Groll. Group testing to eliminate efficiently all defectives in a binomial sample. *Bell System Technical Journal*, 38(5):1179–1252, 1959.
7. D. Torney, F. Sun, and W. Bruno. Optimizing nonadaptive group tests for objects with heterogeneous priors. *SIAM Journal on Applied Mathematics*, 58(4):1043–1059, 1998.
8. A. Dyachkov and V. Rykov. A survey of superimposed code theory. *Problems of Control and Information Theory*, 12:229–242, 1983.
9. B. Tsybakov, V. Mikhailov, and N. Likhanov. Bounds for packet transmission rate in a random-multiple-access system. *Prob. Inform. Transm.*, 19:61–81, 1983.

10. G. Katona and J. Srivastava. Minimal 2-covering of a finite affine space based on GF (2). *Journal of statistical planning and inference*, 8:375–388, 1983.
11. A. Macula and G. Reuter. Simplified searching for two defects. *Journal of statistical planning and inference*, 66(1):77–82, 1998.
12. A. Macula. Error-correcting nonadaptive group testing with  $d(e)$ -disjunct matrices. *Discrete Applied Mathematics*, 80:217–222, 1997.
13. A. Zhigljavsky and L. Zabalkanskaya. Existence theorems for some group testing strategies. *Journal of statistical planning and inference*, 55(2):151–173, 1996.
14. A. Zhigljavsky. Probabilistic existence theorems in group testing. *Journal of statistical planning and inference*, 115(1):1–43, 2003.
15. R. Hill and J. Karim. Searching with lies: the Ulam problem. *Discrete mathematics*, 106:273–283, 1992.
16. A. Macula. A nonadaptive version of Ulam’s problem with one lie. *Journal of statistical planning and inference*, 61:175–180, 1997.
17. A. De Bonis, L. Gargano, and U. Vaccaro. Group testing with unreliable tests. *Information sciences*, 96(1-2):1–14, 1997.
18. J. O’Geran, H. Wynn, and A. Zhigljavsky. Search. *Acta Applicandae Mathematicae*, 25:241–276, 1991.
19. A. Macula. A simple construction of  $d$ -disjunct matrices with certain constant weights. *Discrete Mathematics*, 162(1-3):311–312, 1996.
20. A. Macula. Probabilistic nonadaptive and two-stage group testing with relatively small pools and DNA library screening. *Journal of Combinatorial Optimization*, 2(4):385–397, 1998.
21. A D’yachkov, F. Hwang, A. Macula, P. Vilenkin, and C. Weng. A construction of pooling designs with some happy surprises. *Journal of Computational Biology*, 12(8):1129–1136, 2005.